

# << 2025-26 SOUTH CAROLINA MEN'S BASKETBALL >>

## 2025-26 SCHEDULE

OVERALL: 11-12 | SEC: 2-8

HOME: 10-5 | AWAY: 1-5 | NEUTRAL: 0-2

NET: 105 | KENPOM: 88

### OCTOBER

26 #RV/RV NC State (exhibition) L, 86-88

### NOVEMBER

4 -/- NC A&T W, 91-72  
9 -/- Southern Miss W, 83-79 (OT)  
12 -/- Presbyterian W, 81-61  
18 -/- Radford % (unbracketed game) W, 87-58  
21 -/- vs. Butler % L, 72-79  
23 -/- vs. Northwestern % L, 77-79  
28 -/- Charleston Southern W, 74-62

### DECEMBER

2 -/- Virginia Tech ^ L, 83-86 (OT)  
6 -/- Stetson W, 82-51  
13 -/- The Citadel W, 71-55  
16 -/- at Clemson \$ L, 61-68  
22 -/- SC State W, 95-70  
30 -/- Albany W, 96-67

### JANUARY

3 #11/11 Vanderbilt\* L, 71-83  
6 -/- at LSU\* W, 78-68  
10 #18/20 Georgia\* L, 70-75  
14 #17/17 at Arkansas\* L, 74-108  
17 -/- at Auburn\* L, 67-71  
20 -/- Oklahoma\* W, 85-76  
24 #RV/RV at Texas A&M\* L, 69-92  
28 #19/21 Florida\* L, 48-95  
31 -/- LSU\* L, 87-92 (OT)

### FEBRUARY

3 -/- at Texas\* L, 75-84  
7 -/- Missouri\* 1 p.m. SECN  
14 #RV/RV at Alabama\* 8:30 p.m. SECN  
17 #17/16 at Florida\* 7 p.m. SECN  
21 -/- Mississippi State\* 1 p.m. SECN  
24 #RV/RV Kentucky\* 7 p.m. SECN  
28 #RV/RV at Georgia\* 3:30 p.m. SECN

### MARCH

3 #25/RV Tennessee\* 6 p.m. SECN  
7 -/- at Ole Miss\* 1 p.m. SECN  
11-15 -/- SEC Tournament &  
19-20 -/- NCAA Tournament First Round =  
21-22 -/- NCAA Tournament Second Round =  
26-27 -/- Regional Semifinal - Sweet 16 #  
28-29 -/- Regional Final - Elite 8 #

### APRIL

4-6 -/- Final Four / TBA

All home games in bold | All times listed Eastern

SECN+ - SEC Network + | SECN - SEC Network | CBSSN - CBS Sports Network | \* indicates SEC contest | ^ - ACC/SEC Challenge | % - Skechers Greenbrier Tip-Off (White Sulphur Springs, W. Va.) | \$ - Palmetto Series | & - SEC Tournament (Nashville, Tenn.) | = - NCAA Tournament First and Second Rounds (various sites) | # - NCAA Regionals (various sites) | / - Final Four (Indianapolis, Ind.) | \*\* rankings listed are at time of game

## GAMECOCK MEN'S BASKETBALL



11-12, 2-8 SEC  
SOUTH CAROLINA

VS.



15-7, 5-4 SEC  
MISSOURI

### TIPOFF NOTABLES

> **A New Chapter** of Gamecock Men's Basketball is underway again in 2025-26 with fourth-year head coach Lamont Paris at the helm. It marks the 118th season of South Carolina men's hoops. Paris, who has been a part of 10 NCAA Division I Tournaments and 18, 20-win seasons as a college head and assistant coach, was named the University of South Carolina's 33rd head coach by former Director of Athletics Ray Tanner on Thursday, March 24, 2022.

> Paris, the 2024 SEC Coach of the Year and one of four finalists for the 2024 Naismith National Coach of the Year, helped engineer the greatest single-season turnaround in program history in 2023-24 as the team improved its win total by 15 games. The Gamecocks 26 wins in 2023-24 tied for the most single-season victories in program history with the 2016-17 Final Four team.

### ASSISTANT AD/COMMUNICATIONS & PR:

MICHAEL DeBATES // MDEBATES@MAILBOX.SC.EDU

CELL: 712-348-5863 // X: @MDEBATES

SOUTH CAROLINA MEN'S BASKETBALL

### ON SOCIAL MEDIA:

#GAMECOCKS // #FOREVERTOTHEE

X AND INSTAGRAM: @GAMECOCKMBB

FACEBOOK: /GAMECOCKMBB

ON THE WEB: GAMECOCKSONLINE.COM

## GAME 24

**VENUE:** Colonial Life Arena

**BROADCAST:** SEC Network

**PLAY-BY-PLAY:** Dave Neal

**ANALYST:** Jon Sundvold

**RADIO:** Gamecock Radio Network

**IN COLUMBIA:** 107.5 The Game

**PLAY-BY-PLAY:** Derek Scott

**ANALYST:** Casey Manning

**SIRIUSXM:** 386 | **SXM APP:** 976

**WATCH:** espn.com/watch

**LIVE STATS:** GamecocksOnline.com

**SERIES:** Tigers lead, 10-9

**IN COLUMBIA:** Gamecocks lead, 5-2

**SERIES TREND:** Gamecocks have won 4-of-5 on their home floor against the Tigers dating back to an 85-75 win on Jan. 13, 2019.

**LAST MEETING:** Tigers won 101-71 at Mizzou Arena last season on Feb. 25, 2025 hitting 11 3s while shooting 63.5% from the floor.

### NUMBERS OF NOTE

**15-2** - The Gamecocks have a **15-2** record under Lamont Paris when shooting 50.0% or higher (lost at Mizzou in 2023 and at Texas on 2/3/26).

**20-2** - The Gamecocks are **20-2** under Paris when scoring 80 or more points (both losses in OT this season).

**47-10** - The Gamecocks are **47-10** in 3 seasons under Paris when holding teams below 70 points (.825 win %).

**48** - Meechie Johnson scored his 1,000th career point at SC vs. The Citadel (Dec. 13). He became the **48th** Gamecock to join the 1,000-career point club (first since AJ Lawson in 2021).  
**35** - Johnson had a career-high 35 points at Texas (Feb. 3) on efficient 12-of-21 (57.1%) from the floor. He's the first Gamecock since Sindarius Thornwell in 2017 with multiple 30-point games in the same season.

**491** - Johnson (224) and Myles Stute (267) have combined to make **491** 3s in their college careers. The Gamecocks are one of 9 teams in D1 with multiple players with 200+ career makes from behind the arc.  
**41.5%** - Myles Stute is shooting **41.5%** from 3 over the last 12 games dating back to a 95-70 victory over SC State (Dec. 22).

### COMING UP NEXT

> South Carolina has its midweek bye then travels west to Tuscaloosa to face Alabama (15-7, 5-4 SEC) at Coleman Coliseum on Feb. 14. Lowell Galindo (ppx) and Pat Bradley (analyst) will be on the call for the 8:30 p.m. (ET) SEC Network broadcast.

### PROBABLE GAMECOCK STARTERS (BASED OFF PREVIOUS GAME)

| #  | Name             | Ht. | Wt. | Cl. | Hometown              | PPG   | RPG  | APG  | Misc.  |
|----|------------------|-----|-----|-----|-----------------------|-------|------|------|--|
| 5  | Meechie Johnson  | 6-2 | 192 | RSR | Cleveland, Ohio       | 16.5* | 3.2  | 4.3* | 1 of 4 SEC players avg. 16.0 pts, 4.0 ast, 3.0 reb & 1.0 stl, per game |
| 55 | Mike Sharavjamts | 6-9 | 195 | SR  | Ulaanbaatar, Mongolia | 10.8  | 5.4* | 2.6  | 10+ pts 15x in 22 games; season-high 18 pts vs. UGA (Jan. 10)          |
| 4  | Kobe Knox        | 6-5 | 200 | RSR | Tampa, Fla.           | 10.0  | 3.7  | 2.2  | Season-high 18 pts in back-to-back games vs. OU & at A&M               |
| 10 | Myles Stute      | 6-7 | 221 | GR  | Washington, D.C.      | 7.1   | 4.3  | 0.9  | 267 career 3s; team 18-3 when he scores 10+                            |
| 6  | EJ Walker        | 6-7 | 237 | FR  | Florence, Ky.         | 3.5   | 2.3  | 0.1  | First start at Texas (Feb. 3) & had career-high 8 pts                  |

\* indicates team leader



- Logged first career start at SC vs. Northwestern (Nov. 23) at the Greenbrier Tip-Off
- Played in 28 games for the Gamecocks in his first season in Garnet & Black in 24-25 ; averaged 1.8 points, 0.9 rebounds and 0.5 blocks in 7.1 minutes per game
- Scored season-high 9 pts vs. Arkansas (March 1)
- Spent his freshman season at Missouri in 2023-24
- Played in 31 games for the Tigers, making 14 starts
- Averaged 2.3 points and 2.0 rebounds in 11.4 min
- Four-star prospect and a top-150 player that was ranked No. 2 in the state of South Carolina coming out of high school

**Jordan Butler** • F • SO • 7-0 • 237 • Greenville, S.C. // MISSOURI

CAREER-HIGH 11 PTS & 7 REB IN 81-61 WIN OVER PRESBYTERIAN ON NOV. 12

|        | MIN | PTS | REB | AST | STL | BLK | FG%  | 3FG% | FT%  |
|--------|-----|-----|-----|-----|-----|-----|------|------|------|
| 25-26  | 9.5 | 3.3 | 2.2 | 0.3 | 0.3 | 0.2 | 51.4 | 20.0 | 77.8 |
| Career | 9.2 | 2.2 | 1.6 | 0.2 | 0.2 | 0.6 | 41.0 | 23.7 | 67.2 |

**Career Highs:** 11 points\*, 7 rebounds\*, 2 assists, 2 steals\*, 3 blocks



- Played in 47 games with 22 starts in three collegiate seasons with stops at Saint Joseph's (2022-24) and Providence (2024-25)
- Entered year a career 50.2% shooter (107-of-213 FGs)
- At Providence in 2024-25, averaged 4.3 points and 3.9 rebounds per game in 22 appearances (seven starts) for the Friars
- At Saint Joseph's in 2023-24, averaged 8.2 points, 5.7 rebounds, 1.5 assists and 1.1 blocks per game in 25 appearances (15 starts)
- Scored a career-high 21 points with 12 rebounds in a 71-69 win vs. Duquesne (1/20/24)
- Pulled down a career-high 15 rebounds in a 75-73 win vs. George Mason (1/31/24)

**Christ Essandoko** • F • JR • 7-0 • 280 • Clichy, France // PROVIDENCE

MISSED 3 GAMES WITH ANKLE INJURY - RETURNED VS. UGA (JAN. 10) ; 8 PTS & 7 REB AT CLEMSON (DEC. 16)

|        | MIN  | PTS | REB | AST | STL | BLK | FG%  | 3FG% | FT%  |
|--------|------|-----|-----|-----|-----|-----|------|------|------|
| 25-26  | 7.7  | 2.3 | 1.7 | 0.4 | 0.2 | 0.1 | 31.6 | 42.9 | 53.8 |
| Career | 15.5 | 5.3 | 4.0 | 1.0 | 0.3 | 0.7 | 47.4 | 34.8 | 60.2 |

**Career Highs:** 21 points, 15 rebounds, 5 assists, 3 steals, 3 blocks



- Double-figures 12x this season ; season-high 18 pts in back-to-back games vs. OU (Jan. 20) and at A&M (Jan. 24)
- 10 pts & 10 reb vs. #18/20 UGA (Jan. 10) for first career double-double
- In 3 collegiate seasons, played in 97 games (71 starts) and averaged 8.0 pts, 2.5 reb and 1.4 ast per game with stops at Grand Canyon (2021-23) and USF (2023-25)
- Averaged 10.8 points, 3.1 rebounds, 1.6 assists and 1.1 steals per game for USF in 2024-25
- Had 30 games with 10 or more points in two seasons at USF (team 22-8 in those games)
- In 23-24, led Bulls to a 25-8 record & 16-2 mark in AAC play; team won first AAC Regular Season Title in program history
- Key contributor on Grand Canyon's 2023 NCAA Tournament Team

**Kobe Knox** • G • RSR • 6-5 • 200 • Tampa, Fla. // USF

SCORED HIS 1,000TH CAREER-POINT VS. LSU (JAN. 31)

|        | MIN  | PTS  | REB | AST | STL | BLK | FG%  | 3FG% | FT%  |
|--------|------|------|-----|-----|-----|-----|------|------|------|
| 25-26  | 29.3 | 10.0 | 3.7 | 2.2 | 0.9 | 0.2 | 48.0 | 28.6 | 80.0 |
| Career | 24.4 | 8.4  | 2.8 | 1.6 | 0.7 | 0.5 | 45.7 | 33.2 | 70.9 |

**Career Highs:** 21 points, 10 rebounds\*, 7 assists, 5 blocks, 4 steals



- Returns to SC after spending last season at Ohio State
- Double-figures 17x this season ; 5+ ast 12x this season
- Career-high 35 pts at Texas (Feb. 3) ; 12-of-21 (57.1%) FGs
- 20 pts in win vs. OU (Jan. 20) ; made career-high 13 FTs on 15 attempts ; went 9-of-9 at the line the final 2:05 of regulation ; played final 6:53 with 4 fouls
- 29 pts & 6 ast at #17/17 Arkansas (Jan. 14)
- 33 pts in win vs. Southern Miss (Nov. 9) ; hit career-best 7 3s & scored 14 pts in final 3:39 to force OT
- In two seasons for the Gamecocks from 2022-24, played in 63 games w/ 62 starts, averaging 13.4 points, 3.9 rebounds & 3.2 assists per game
- Led the team in scoring in 23-24 (14.1 ppg) en route to earning All-SEC honors ; helped Gamecocks to 26-8 record & 1st NCAA app. since 2017

**Meechie Johnson** • G • RSR • 6-2 • 192 • Cleveland, Ohio // OHIO STATE

FIRST GAMECOCK SINCE SINDARIUS THORNWELL IN '17 WITH MULTIPLE 30-PT GAMES IN SAME SEASON

|        | MIN  | PTS  | REB | AST | STL | BLK | FG%  | 3FG% | FT%  |
|--------|------|------|-----|-----|-----|-----|------|------|------|
| 25-26  | 31.1 | 16.5 | 3.2 | 4.3 | 1.3 | 0.1 | 43.1 | 33.9 | 80.6 |
| Career | 25.4 | 10.4 | 2.8 | 2.6 | 0.8 | 0.1 | 38.3 | 33.2 | 76.6 |

**Career Highs:** 33 points\*, 8 rebounds, 8 assists, 4 steals, 2 blocks\*



- Pulled his redshirt, earning rotational spot after playing well on the scout team
- First career start at Texas (Feb. 3) finishing w/ career-highs in pts (8) & minutes (21)
- 6 pts (hit pair of 3s), 4 reb at Auburn (Jan. 17) in 17 min ; 7 pts in 9 min at #17/17 Arkansas (Jan. 14)
- Made his Gamecock debut vs. Stetson (Dec. 6)
- Played five seasons of varsity & was coached by his dad ; averaged 13.7 points and 8.5 rebounds per game ; had 1,922 career points (school's all-time leader) and 1,196 career rebounds ; led the team in scoring and rebounding his final three prep seasons

**EJ Walker** • F • FR • 6-7 • 237 • Florence, Ky. // Lloyd Memorial (ERLANGER, Ky.)

CAREER-HIGH 8 PTS IN FIRST CAREER START AT TEXAS (FEB. 3)

|        | MIN  | PTS | REB | AST | STL | BLK | FG%  | 3FG% | FT%  |
|--------|------|-----|-----|-----|-----|-----|------|------|------|
| 25-26  | 13.6 | 3.5 | 2.3 | 0.1 | 0.2 | 0.2 | 60.0 | 33.3 | 54.5 |
| Career |      |     |     |     |     |     |      |      |      |

**Career Highs:** 8 points\*, 6 rebounds\*, 2 steals\*, 1 block\*, 1 assist\*



- Missed 3 games with concussion/broken nose
- Granted extra year of eligibility from NCAA after missing 17 of 18 SEC games due to blood clot in left lower leg last season ; graduated last spring
- Season-high 15 pts in win vs. SC State (Dec. 22) ; 22-for-53 (41.5%) from 3 over last 12 games
- Has played in 61 games (50 starts) in 3 seasons at SC ; averaged 8.3 pts & 3.3 reb per game in 23-24 in helping the team to a 26-8 record & return to the NCAA Tournament for first time since 2017
- Has made 267 career 3s (1.8 per game)

**Myles Stute** • G • GR • 6-6 • 210 • Washington, D.C. // VANDERBILT

RETURNED VS. STETSON (DEC. 6) AFTER MISSING 3 GAMES ; HAD 1,000TH CAREER PT VS. RADFORD (NOV. 18)

|        | MIN  | PTS | REB | AST | STL | BLK | FG%  | 3FG% | FT%  |
|--------|------|-----|-----|-----|-----|-----|------|------|------|
| 25-26  | 25.6 | 7.1 | 4.3 | 0.9 | 0.7 | 0.2 | 38.1 | 33.3 | 60.9 |
| Career | 23.3 | 7.3 | 3.6 | 0.7 | 0.6 | 0.2 | 38.2 | 37.0 | 68.6 |

**Career Highs:** 22 points, 11 rebounds, 4 steals, 3 assists\*, 3 blocks



- 3 games in double-figures ; Polk & Arkansas' Meleek Thomas/Darius Acuff Jr. are the only SEC freshmen with multiple games with 4 or more made 3s this season
- Ranked No. 5 in the DC metro area via 247Sports
- As a senior at St. Albans, averaged 22.8 pts, 8.2 reb, 2.2 ast and 1.8 stl per game
- Shot 45.0% from behind the arc (109-of-242 3FGs) ; had 18 games with four or more made 3s
- As a junior in 2023-24, averaged 19.0 pts, 6.0 reb, 2.2 ast and 1.3 stl per game ; set a then school record he eventually broke w/ 95 3s

**Grant Polk** • G • FR • 6-6 • 197 • Gainesville, Va. // ST. ALBANS (WASHINGTON, D.C.)

13 PTS VS. SC STATE (DEC. 22) ; RETURNED AT AUBURN (JAN. 17) AFTER MISSING 2 GAMES (KNEE)

|        | MIN  | PTS | REB | AST | STL | BLK | FG%  | 3FG% | FT%  |
|--------|------|-----|-----|-----|-----|-----|------|------|------|
| 25-26  | 15.1 | 4.5 | 1.5 | 0.1 | 0.3 | 0.1 | 39.1 | 33.8 | 75.0 |
| Career |      |     |     |     |     |     |      |      |      |

**Career Highs:** 13 points\*, 4 rebounds\*, 2 assists\*, 2 steals\*, 1 block\*



- Returns to the program after studying abroad last year in Chile ; graduated in December in 3.5 years with an international business degree
- Joined the Gamecocks as a walk-on prior to the start of the academic year in Lamont Paris' first season in 2022-23
- Appeared in 12 games (eight in SEC play) off the bench his first season, averaging 1.4 points in 6.2 minutes per game ; 15 of his 17 points came from behind the arc
- Made a 3-pointer in four of the team's final five games of the 2022-23 season


**Eli Sparkman** • G • SR • 6-0 • 160 • Cleveland, Tenn. // BAYLOR SCHOOL (CHAATANOOGA, TENN.)

HAS MADE 25 APPEARANCES AS A GAMECOCK IN THREE SEASONS W/ TEAM

|        | MIN | PTS | REB | AST | STL | BLK | FG%  | 3FG% | FT% |
|--------|-----|-----|-----|-----|-----|-----|------|------|-----|
| 25-26  | 3.8 | 0.3 | 0.4 | 0.3 | 0.1 | 0.0 | 16.7 | 16.7 | 0.0 |
| Career | 5.2 | 1.0 | 0.6 | 0.2 | 0.2 | 0.0 | 33.3 | 33.3 | 100 |

**Career Highs:** 6 points, 3 rebounds, 1 assist\*, 1 steal\*





15

- A consensus four-star prospect ranked No. 69 nationally via 247Sports ; No. 9 point guard for the class ; No. 3 ranked player in the state of North Carolina
- Joined Gregory "GG" Jackson II (2022), Collin Murray-Boyles (2023) and Cam Scott (2024) as four-star or better signees under Lamont Paris at SC
- Won his second consecutive OTE MVP in 2024-25 after averaging 32.1 points, 6.7 assists, 5.7 rebounds and 1.7 steals per game ; led the YNG Dreamerz to the OTE Championship
- Won 2023-24 OTE MVP after averaging 33.4 points, 6.1 rebounds, 5.1 assists and 1.8 steals per game ; logged five games with 40 or more points during the regular season

Eli Ellis • G • FR • 6-0 • 191 • Hickory, N.C. // MORAVIAN PREP (HUDSON, N.C.)

10+ PTS IN 9 GAMES THIS SEASON ; RETURNED AFTER MISSING 3 GAMES W/ 13 PTS VS. #19/21 UF (JAN. 26)

|       | MIN  | PTS | REB | AST | STL | BLK | FG%  | 3FG% | FT%  |
|-------|------|-----|-----|-----|-----|-----|------|------|------|
| 25-26 | 27.3 | 9.9 | 2.8 | 2.2 | 0.8 | 0.1 | 40.3 | 28.3 | 87.0 |

Career

Career Highs: 20 points\*, 9 rebounds\*, 5 assists\*, 3 steals\*



20

- First career start vs. PC (Nov. 12) ; had 5 pts, 2blks & 8 reb to lead team, 6 on the offensive glass
- Three-star prospect that was the first player committed in the 2025 class
- Played his final prep season at Moravian Prep and with the YNG Dreamerz in Overtime Elite
- In 2024-25, averaged 5.3 points, 8.7 rebounds, 1.8 blocks and 1.1 assists per game helping YNG Dreamerz win the OTE Championship
- As a junior at Powdersville High School (Greenville, S.C.), averaged 15.2 points, 8.6 rebounds, 2.6 blocks and 1.7 assists per game
- Led Powdersville to the 2024 3A State Title


Hayden Asseman • F • FR • 6-6 • 230 • Greenville, S.C. // MORAVIAN PREP (HUDSON, N.C.)

CAREER-HIGH 13 PTS VS. UALBANY (DEC. 30) ; HS TEAMMATES W/ ELI ELLIS & ABU YARMAH

|       | MIN  | PTS | REB | AST | STL | BLK | FG%  | 3FG% | FT%  |
|-------|------|-----|-----|-----|-----|-----|------|------|------|
| 25-26 | 10.4 | 2.6 | 2.5 | 0.3 | 0.2 | 0.5 | 69.4 | 0.0  | 58.3 |

Career

Career Highs: 13 points\*, 8 rebounds\*, 2 assists\*, 2 blocks\*, 1 steal\*



24


- In 2024-25, played at UC San Diego where he saw action in 34 games (33 starts) and averaged 10.7 points, 5.2 rebounds and 1.2 assists per game
- Helped lead the Tritons to a 30-5 record and the Big West Regular Season Championship as well as the Big West Conference Tournament Title
- Had 15 points, eight rebounds and three assists in a tight 68-65 loss to fifth-seeded Michigan in the opening round of the 2025 NCAA Tournament
- Scored in double-figures 17 times (team 15-2 when he scored 10 or more points) with a career-high 25 points in an 81-60 win over Cal State Bakersfield (12/7/24)

Nordin Kapic • F • SR • 6-8 • 240 • Vienna, Austria // UC San Diego

SPENT 2 SEASONS AT DIVISION II LYNN PRIOR TO UC SAN DIEGO ; 13 PTS 5 REB IN GAMECOCK DEBUT

|        | MIN  | PTS  | REB | AST | STL | BLK | FG%  | 3FG% | FT%  |
|--------|------|------|-----|-----|-----|-----|------|------|------|
| 25-26  | 7.6  | 3.3  | 1.6 | 0.3 | 0.1 | 0.0 | 45.9 | 36.8 | 55.6 |
| Career | 25.7 | 14.1 | 7.1 | 1.5 | 0.8 | 0.5 | 47.7 | 35.0 | 74.9 |

Career Highs: 42 points, 18 rebounds, 6 assists, 5 steals, 3 blocks



31


- 12 games with 10+ pts this season ; career-high 30 pts in road win at LSU (10-of-15 FGs, 4-of-4 from 3) ; first SEC player since Brandon Miller (2023) to have 30 pts in an SEC game in 25 min or less
- 17 pts, 5 reb, 3 ast in win vs. OU (Jan. 20) ; hit a trio of 3s and starting the game on a 11-0 run himself forcing a Sooner timeout at the 17:30 mark of the 1st half
- 22 pts (20 in 2nd half) in 74-62 win vs. CSU (Nov. 28)
- Spent two seasons at BC (2023-25), 46 GP/20 starts
- Had his best season in college in 2024-25, averaging 9.6 points and 4.1 rebounds per game while shooting 45.2% (95-of-210 FGs) from the floor and 36.2% (25-of-69 3FGs) from behind the arc
- Scored 10+ 11 times for the Eagles as a sophomore

Elijah Strong • F • JR • 6-8 • 250 • Charlotte, N.C. // BOSTON COLLEGE

22 PTS (9-FOR-16 FGs) IN JUST 16 MIN OFF BENCH VS. CSU (NOV. 28) ; 30 PTS @ LSU (JAN. 6)

|        | MIN  | PTS  | REB | AST | STL | BLK | FG%  | 3FG% | FT%  |
|--------|------|------|-----|-----|-----|-----|------|------|------|
| 25-26  | 17.7 | 10.7 | 2.6 | 1.1 | 0.5 | 0.1 | 45.9 | 29.6 | 76.0 |
| Career | 17.0 | 8.1  | 2.7 | 0.8 | 0.3 | 0.2 | 46.2 | 32.7 | 66.4 |

Career Highs: 30 points\*, 13 rebounds, 4 assists\*, 2 blocks, 2 steals\*



55

- Double-figures 15x this season ; team-leader in reb 12x ; 4 games this season with 5+ ast (24 career)
- Season-high 18 pts vs. #18/20 UGA (Jan. 10)
- Made stops at three different schools in his collegiate journey playing at Dayton (2022-23), San Francisco (2023-24) and Utah (2024-25)
- Entered season having played in 99 career games with 83 starts while averaging 6.9 points, 2.8 rebounds and 2.7 assists per game
- Averaged 7.2 points, 3.4 rebounds and 2.8 assists in 2024-25 for the Utes
- The first Mongolian citizen to earn a Division I scholarship
- Father Sharavjamts Tserenjamkhair, aka The Mongolian Shark, was the first Asian Harlem Globetrotter

Mike Sharavjamts • G • SR • 6-9 • 195 • Ulaanbaatar, Mongolia // UTAH

LEADS TEAM WITH 24 BLOCKS ; 7 MULTI-BLOCK GAMES THIS SEASON (14 CAREER)

|        | MIN  | PTS  | REB | AST | STL | BLK | FG%  | 3FG% | FT%  |
|--------|------|------|-----|-----|-----|-----|------|------|------|
| 25-26  | 30.0 | 10.8 | 5.4 | 2.6 | 0.8 | 1.0 | 49.4 | 29.3 | 89.6 |
| Career | 24.7 | 7.6  | 3.3 | 2.7 | 0.7 | 0.6 | 42.7 | 32.3 | 77.3 |

Career Highs: 19 points, 10 rebounds\*, 8 assists, 4 steals, 3 blocks



## ROSTER BREAKDOWN

### Guards (9)

#4 Kobe Knox  
#5 Meechie Johnson  
#7 Abu Yarmah  
#10 Myles Stute  
#13 Grant Polk  
#14 Eli Sparkman  
#15 Eli Ellis  
#23 Cam Scott  
#55 Mike Sharavjamts

### Forwards (6)

#0 Jordan Butler  
#2 Christ Essandoko  
#6 EJ Walker  
#20 Hayden Asseman  
#24 Nordin Kopic  
#31 Elijah Strong

### By Height

#14 Eli Sparkman (6-0)  
#15 Eli Ellis (6-0)  
#5 Meechie Johnson (6-2)  
#4 Kobe Knox (6-5)  
#7 Abu Yarmah (6-6)  
#13 Grant Polk (6-6)  
#20 Hayden Asseman (6-6)  
#23 Cam Scott (6-6)  
#6 EJ Walker (6-7)  
#10 Myles Stute (6-7)  
#24 Nordin Kopic (6-8)  
#31 Elijah Strong (6-8)  
#55 Mike Sharavjamts (6-9)  
#0 Jordan Butler (7-0)  
#2 Christ Essandoko (7-0)

## 2025-26 SOUTH CAROLINA MEN'S BASKETBALL ROSTER

### Numerical Roster

| No. | Name             | Pos. | Ht. | Wt. | Cl. | Exp. | Hometown // Last School                                |
|-----|------------------|------|-----|-----|-----|------|--|
| 0   | Jordan Butler    | F    | 7-0 | 237 | JR  | 1L   | Greenville, S.C. // Missouri                           |
| 2   | Christ Essandoko | F    | 7-0 | 280 | RJR | TR   | Clichy, France // Providence                           |
| 4   | Kobe Knox        | G    | 6-5 | 200 | RSR | TR   | Tampa, Fla. // USF                                     |
| 5   | Meechie Johnson  | G    | 6-2 | 192 | RSR | 2L   | Cleveland, Ohio // Ohio State                          |
| 6   | EJ Walker        | F    | 6-7 | 253 | FR  | HS   | Florence, Ky. // Lloyd Memorial (Erlanger, Ky.)        |
| 7   | Abu Yarmah       | G    | 6-6 | 209 | FR  | HS   | Roanoke, Va. // Moravian Prep (Hudson, N.C.)           |
| 10  | Myles Stute      | G    | 6-7 | 221 | GR  | 2L   | Washington, D.C. // Vanderbilt                         |
| 13  | Grant Polk       | G    | 6-6 | 197 | FR  | HS   | Gainesville, Va. // St. Albans (Washington, D.C.)      |
| 14  | Eli Sparkman     | G    | 6-0 | 160 | SR  | 2L   | Cleveland, Tenn. // Baylor School (Chattanooga, Tenn.) |
| 15  | Eli Ellis        | G    | 6-0 | 192 | FR  | HS   | Hickory, N.C. // Moravian Prep (Hudson, N.C.)          |
| 20  | Hayden Asseman   | F    | 6-6 | 230 | FR  | HS   | Greenville, S.C. // Moravian Prep (Hudson, N.C.)       |
| 23  | Cam Scott        | G    | 6-6 | 172 | SO  | 1L   | Lexington, S.C. // Lexington                           |
| 24  | Nordin Kopic     | F    | 6-8 | 240 | SR  | TR   | Vienna, Austria // UC San Diego                        |
| 31  | Elijah Strong    | F    | 6-8 | 250 | JR  | TR   | Charlotte, N.C. // Boston College                      |
| 55  | Mike Sharavjamts | G    | 6-9 | 195 | SR  | TR   | Ulaanbaatar, Mongolia // Utah                          |

### Pronunciation Guide

**#2: CREEST** eh-SAHN-duh-ko

**#5: MEE-chee** Johnson

**#7: Uh-BOO YAR-Muh**

**#10: Myles STEW-tee**

**#20: Hayden Uh-Simeon**

**#24: Nor-den KAY-putch**

**#55: Mike Shar-uv-JAHMTS**

**Head Coach:** Lamont Paris (Wooster, '96 ; Indiana State '00)

**Assistant Coach:** Tanner Bronson (Wisconsin, '08)

**Assistant Coach:** Eddie Shannon (Florida, '99)

**Assistant Coach:** Will Bailey (UAB, '97)

**Assistant Coach:** David McKinley (Ohio, '13)

**Special Assistant to the Head Coach:** Carey Rich (South Carolina, '95)

**Director of Basketball Operations:** Colby Arendale (Chattanooga, '18)

**Director of Video Services:** Roman DiPasquale (Wisconsin, '11)

**Strength & Conditioning Coach:** Scott Greenawalt (Muskingum College, '98)

**Athletic Trainer:** Mark Rodger (Buffalo, '01)

**Assistant AD/Athletics Communications and PR:** Michael DeBates (Iowa State, '14)

**Director of Academics:** Kaitlyn McCanna-Doty (Texas Lutheran, '11)

**GAMECOCK**  
MEN'S BASKETBALL







# 2025-26 SOUTH CAROLINA BASKETBALL TV/RADIO ROSTER



#0 JORDAN BUTLER



#2 CHRIST ESSANDOKO



#4 KOBE KNOX



#5 MEECHIE JOHNSON



#6 EJ WALKER



#7 ABU YARMAH



#10 MYLES STUTE



#13 GRANT POLK



#14 ELI SPARKMAN



#15 ELI ELLIS



#20 HAYDEN ASSEMAN



#23 CAM SCOTT



#24 NORDIN KAPIC



#31 ELIJAH STRONG



#55 MIKE SHARAVJAMTS



LAMONT PARIS



TANNER BRONSON



WILL BAILEY



EDDIE SHANNON



DAVID MCKINLEY

## A SEASON TO REMEMBER IN 2023-24...

**25 regular season wins** - the most in program history

**26 total wins** - tied for the most in a single seasons in program history with the 2016-17 Final Four Team

**13 SEC wins** - the second most in program history

**7 SEC road wins** - tied with the 1996-97 team for the most in program history

**+15 in the win column** - the greatest single season turn-around in program history, surpassing the 11-win improvement under Dave Odom from 2002-03 to 2003-04

**12-4 record away from home** - tied for the second-best record in Power Six in true road/neutral site games with Houston & Purdue

**3-4 record against ranked teams** - Gamecocks were 3-17 combined the previous seasons against top-25 opponents

**ONE of FIVE teams** in the nation with a top-five, true road win

**ONE of 18 teams** in the nation with multiple top-10 wins

**ONE of FOUR teams** in the SEC to rank in the top-50 of adj. efficiency on both offense and defense via KenPom

**25 opponents held below 70 points** - 1-4th best mark in the country

**Allowed just 67.0 ppg** - the best scoring defense in the SEC

**Seven-game win streak in SEC play** - the longest SEC win streak in program history since the 1996-97 SEC Champion Gamecocks started league play 11-0

**274 made 3s** - most in program history

**344 turnovers** - third fewest in program history

## INTERVIEW POLICIES

In general, ALL interview requests must be made in advance to Assistant AD Michael DeBates in the South Carolina Athletics Communications and Public Relations Office.

All interviews are to be coordinated through the Communications and Public Relations Office. This allows the staff to arrange the interview when it best suits the student-athlete's and the reporter's schedules. Please contact the Communications and Public Relations Office in advance to make your interview requests. Media are not permitted to contact student-athletes on their own at any time. All interviews will take place at the designated media interview site for that day as listed in the weekly availability schedule.

Dormitory, apartment and cell phone numbers for student-athletes will not be provided to the media. Should you need to conduct a telephone interview with a student-athlete, a call will be placed to you from the student-athlete at a mutually agreeable time.

### SOUTH CAROLINA ATHLETICS COMMUNICATIONS & PR

Michael DeBates, primary contact

Assistant AD

cell: 712-348-5863

e-mail: mdebates@mailbox.sc.edu

X: @mdebates

### SOUTH CAROLINA MEN'S BASKETBALL ONLINE

Website: [www.GamecocksOnline.com/sports/mens-basketball](http://www.GamecocksOnline.com/sports/mens-basketball)

Facebook: [www.facebook.com/GamecockMBB](https://www.facebook.com/GamecockMBB)

X: @GamecockMBB

Instagram: @GamecockMBB

## NOTABLE NUMBERS

**40%**

> South Carolina is 29-3 under head coach Lamont Paris when holding opponents below **40%** shooting from the floor. The Gamecocks are 5-0 this season when accomplishing the defensive feat.

**7**

> Lamont Paris was a part of the Wisconsin coaching staff that made **SEVEN** straight appearances in the NCAA Tournament. Included in that stretch was a National Championship Game appearance (2015), Final Four (2014) and four Sweet 16s (2011, 2012, 2016 & 2017).

**5**

> The Gamecocks **five-man** freshmen class of Hayden Assemian, Eli Ellis, Grant Polk, EJ Walker and Abu Yarmah is tied for the second biggest freshmen class in the SEC this season behind only Arkansas.

**36.4%**

> In South Carolina's 12 losses this season, the team is a combined 81-of-302 (26.8%) from 3-point range. In 11 wins, SC is 106-of-291 (**36.4%**) from behind the arc.

## A SOUTH CAROLINA WIN WOULD ...

- Snap a four-game losing streak in SEC play and a two-game losing streak at Colonial Life Arena.
- Be the team's first Quad 2 win of the season (0-5 record in Quad 2 games entering Saturday).

## GOING THRU A TOUGH STRETCH

> The Gamecocks have dropped 7-of-8 in league action after a pair of single-digit losses in its last two games. Carolina lost 84-75 at Texas on Tuesday earlier this week in a game it was unable to finish down the stretch. The Longhorns ended the game on a 14-7 run over the final 3 minutes in what was a 2-point game after a Mike Sharavjamts and-1 with 3:23 to go. Meechie Johnson continued his sensational play with a career-high 35 points to lead all scorers. The Gamecocks fell 92-87 at home in overtime to LSU last Saturday. Carolina trailed by 13 early in the game before fighting back to pull within one at halftime. The Gamecocks led by as many as five midway thru the second half. Meechie Johnson led five Gamecocks in double-figures with 21 points, six assists and five rebounds. The loss dropped Carolina to 1-5 (0-3 in SEC play) in games decided by five points or less this season. In the team's last six SEC losses,

## 3-POINT BARRAGE ON THE ROAD

> Carolina fell 92-69 at Texas A&M last Saturday as the Aggies pushed the pace and sunk 17 shots from behind the arc. The Gamecocks led 14-7 after a 12-0 run at the 13:17 mark of the opening half. A&M made 12 3s the opening half to finish on a 39-9 run en routes to taking a 46-25 halftime lead. Zach Clemence, who had made just 13 3s total on the season, was 7-of-8 from behind the arc. Carolina entered the game with the No. 1 3-point defense (top-ten nationally) in the SEC, allowing double-digit made 3s by its opponents just once in 19 previous games. Meechie Johnson and Kobe Knox each put together solid performances again for Carolina as Johnson led all scorers with 26 points and Knox matched his season-high again with 18 points.

## NEEDED IT - GOT IT

> Carolina snapped a 3-game SEC losing streak with a wire-to-wire 85-76 victory over OU on Tuesday. All five starters scored in double-figures for the first time this season with Meechie Johnson (20) and Kobe Knox (18) leading the way. Johnson scored 18 of his points in the second half and was 13-of-15 at the foul line, finishing the game with 9-straight makes over the final 2:05. He played the final 6:53 of regulation with four fouls. Knox's 18 points (12

in the second half) were a season high. Elijah Strong finished with 17 points as he made a trio of 3s earlier and started the game on an 11-0 run himself the first 2:30. Carolina was efficient on offense going 9-of-20 (45%) from 3 and averaging 1.197 points per possession.

## TABLES TURNED ON THE ROAD

> The Gamecocks entered a two-game road trip last week at No. 17/17 Arkansas (Jan. 14) and at Auburn leading the SEC in fewest turnovers per game (9.7) and team free throw percentage (78.7%). Carolina dropped both contest with 31 turnovers combined in the two games while going 24-of-34 (70.6%) at the free throw line. The Gamecocks were also 15-of-55 (27.3%) from behind the arc in the two games. Carolina is 5-0 this season when shooting above 35.0% from behind the arc.

## TOUGH ONE AT HOME AGAINST THE DAWGS

> South Carolina fell at home to No. 18/20 Georgia on Saturday (Jan. 10), 75-70, in a back-and-forth league affair that featured 12 lead changes and nine ties. The Gamecocks, who dealt with foul trouble down the stretch, finished the game just 1-of-10 from the floor with a number of good looks in the final 5 minutes of action. Mike Sharavjamts scored a season-high 18 points to lead Carolina. The Gamecocks were just 7-of-24 (29.2%) from distance. The Gamecocks, who have been one of the top free throw shooting teams in the nation this season, were also just 15-of-21 at the foul line, 71.4% (T-2nd lowest mark of season).

## STRONG PERFORMANCE ON THE ROAD

> Elijah Strong scored 30 points in 25 minutes to lead South Carolina to an emphatic 78-68 road win at LSU on Tuesday. It was a career high for the junior transfer from Charlotte. He went 10-of-15 from the floor and was a perfect 4-for-4 from 3 and 6-of-6 at the foul line. The Gamecocks built a 50-25 halftime lead after hitting their first nine shots at PMAC, which included six 3s, four from Strong. Carolina shot 57.1% (12-of-21) from behind the arc, a team-high mark in the Lamont Paris era in Columbia. The Gamecocks improved to 7-0 under Paris when shooting above 50.0% from 3. Carolina held the Tigers to just 38.7% (24-of-62) shooting on their home floor and held leading scorer Michael Nwoko to just six points on 2-of-9 shooting.



## CAROLINA BENCH PRODUCTION

| GAME                | SC-OPP | DIFF. | BENCH SCORER     | SC HIGH |
|---------------------|--------|-------|------------------|---------|
| NC A&T              | 39-25  | +14   | Ellis/Strong, 11 |         |
| Southern Miss       | 20-27  | -7    | Ellis, 20        |         |
| Presbyterian        | 36-19  | +17   | Polk, 12         |         |
| Radford             | 50-22  | +28   | Strong, 15       |         |
| vs. Butler          | 26-14  | +12   | Ellis, 13        |         |
| vs. Northwestern    | 31-22  | +9    | Strong, 16       |         |
| Charleston Southern | 33-45  | -12   | Strong, 22       |         |
| Virginia Tech       | 36-34  | +2    | Strong, 18       |         |
| Stetson             | 41-14  | +27   | Polk/Strong, 12  |         |
| The Citadel         | 21-12  | +9    | Ellis, 8         |         |
| at Clemson          | 14-41  | -27   | Kapic, 5         |         |
| SC State            | 48-8   | +40   | Polk/Strong, 13  |         |
| Albany              | 43-25  | +18   | Assemian, 13     |         |
| Vanderbilt          | 12-13  | -1    | Ellis, 9         |         |
| at LSU              | 15-29  | -14   | Ellis, 10        |         |
| Georgia             | 16-9   | +7    | Ellis, 13        |         |
| at Arkansas         | 15-47  | -32   | Walker, 7        |         |
| at Auburn           | 9-23   | -14   | Walker, 6        |         |
| Oklahoma            | 9-5    | +4    | Polk, 5          |         |
| at Texas A&M        | 9-43   | -34   | Walker, 5        |         |
| Florida             | 20-37  | -17   | Ellis, 17        |         |
| LSU                 | 23-17  | +6    | Ellis, 14        |         |
| at Texas            | 15-17  | -2    | Strong, 12       |         |
| Mizzou              |        |       |                  |         |
| at Alabama          |        |       |                  |         |
| at Florida          |        |       |                  |         |
| Miss. State         |        |       |                  |         |
| Kentucky            |        |       |                  |         |
| at Georgia          |        |       |                  |         |
| Tennessee           |        |       |                  |         |
| at Ole Miss         |        |       |                  |         |

## CAROLINA SPECIALTY STATS

(PP) points in paint; (OT) points off turnovers; (2nd) second chance points; (FB) fast break points

(South Carolina-Opponent)

| GAME                | PP    | OT    | 2ND   | FB    |
|---------------------|-------|-------|-------|-------|
| NC A&T              | 28-34 | 8-14  | 13-5  | 9-28  |
| Southern Miss       | 14-34 | 6-25  | 6-12  | 9-16  |
| Presbyterian        | 28-44 | 4-11  | 9-12  | 3-8   |
| Radford             | 48-16 | 20-15 | 13-9  | 4-20  |
| vs. Butler          | 32-42 | 12-9  | 10-23 | 11-14 |
| vs. Northwestern    | 32-44 | 15-11 | 17-4  | 9-20  |
| Charleston Southern | 30-36 | 9-1   | 12-6  | 11-7  |
| Virginia Tech       | 30-54 | 11-6  | 5-12  | 7-10  |
| Stetson             | 34-20 | 9-12  | 12-7  | 8-12  |
| The Citadel         | 42-32 | 9-6   | 11-6  | 8-9   |
| at Clemson          | 26-28 | 6-16  | 9-8   | 3-8   |
| SC State            | 36-10 | 13-16 | 12-10 | 18-3  |
| Albany              | 32-32 | 23-11 | 11-26 | 6-8   |
| Vanderbilt          | 28-32 | 11-4  | 8-9   | 10-8  |
| at LSU              | 22-28 | 12-7  | 5-11  | 3-11  |
| Georgia             | 34-38 | 10-14 | 5-4   | 11-18 |
| at Arkansas         | 36-66 | 2-22  | 12-14 | 7-32  |
| at Auburn           | 26-42 | 10-10 | 12-6  | 3-6   |
| Oklahoma            | 34-36 | 18-10 | 10-17 | 11-15 |
| at Texas A&M        | 26-28 | 10-15 | 5-14  | 0-18  |
| Florida             | 20-54 | 9-18  | 0-13  | 3-32  |
| LSU                 | 36-42 | 15-13 | 18-8  | 7-19  |
| at Texas            | 46-30 | 12-17 | 7-20  | 7-13  |
| Mizzou              |       |       |       |       |
| at Alabama          |       |       |       |       |
| at Florida          |       |       |       |       |
| Miss. State         |       |       |       |       |
| Kentucky            |       |       |       |       |
| at Georgia          |       |       |       |       |
| Tennessee           |       |       |       |       |
| at Ole Miss         |       |       |       |       |
| SC Total            | 717   | 254   | 220   | 168   |
| SC Average          | 31.2  | 11.0  | 9.6   | 7.3   |
| Opp Total           | 822   | 276   | 240   | 335   |
| Opp Average         | 35.7  | 12.0  | 10.4  | 14.6  |



## 2025-26 SOUTHEASTERN CONFERENCE STANDINGS

Thru games played Wednesday, Feb. 4

| Team              | Conference | Overall |
|-------------------|------------|---------|
| #17/16 Florida    | 7-2        | 16-6    |
| #RV/25 Texas A&M  | 7-2        | 17-5    |
| #RV/RV Kentucky   | 7-3        | 16-7    |
| #21/21 Arkansas   | 6-3        | 16-6    |
| #25/RV Tennessee  | 6-3        | 16-6    |
| #15/15 Vanderbilt | 6-3        | 19-3    |
| #RV/RV Alabama    | 5-4        | 15-7    |
| Auburn            | 5-4        | 14-8    |
| Missouri          | 5-4        | 15-7    |
| Texas             | 5-5        | 14-9    |
| #RV/RV Georgia    | 4-5        | 16-6    |
| Ole Miss          | 3-6        | 11-11   |
| Mississippi State | 3-6        | 11-11   |
| LSU               | 2-7        | 14-8    |
| South Carolina    | 2-8        | 11-12   |
| Oklahoma          | 1-9        | 11-12   |

## SCORES AND SCHEDULE IN THE SEC

### Saturday, Jan. 31

Texas A&M 92, at Georgia 77  
**LSU 92, at South Carolina 87 ot**  
Texas 79, at Oklahoma 69  
at Missouri 84, Mississippi State 79  
at #18 Vanderbilt 71, Ole Miss 68  
Kentucky 85, at #15 Arkansas 77  
at Tennessee 77, Auburn 69

### Sunday, Feb. 1

at #19 Florida 100, #23 Alabama 77

### Tuesday, Feb. 3

at #25 Tennessee 84, Ole Miss 66  
**at Texas 84, South Carolina 75**

### Wednesday, Feb. 4

at Alabama 100, Texas A&M 97  
at Kentucky 94, Oklahoma 78

### Saturday, Feb. 7

#21 Arkansas at Mississippi State ESPN2 12:00p  
**Missouri at South Carolina SECN 1:00p**  
Ole Miss at Texas ESPN2 2:00p  
Oklahoma at #15 Vanderbilt SECN 3:30p  
Alabama at Auburn ESPN2 4:00p  
Georgia at LSU SECN 6:00p  
#25 Tennessee at Kentucky ESPN 8:30p  
#17 Florida at Texas A&M SECN 8:30p

### Tuesday, February 10

Vanderbilt at Auburn SECN 7:00p  
Arkansas at LSU SECN 9:00p

### Wednesday, February 11

Florida at Georgia ESPN2 7:00p  
Alabama at Ole Miss SECN 7:00p  
Tennessee at Mississippi State ESPN2 9:00p  
Missouri at Texas A&M SECN 9:00p

- All times listed Eastern Time
- Neutral site games in *ITALICS*

## ASSOCIATED PRESS POLL

WEEK 14 - Feb. 2, 2026

| RK | TEAM           | REC  | PTS  | TREND |
|----|----------------|------|------|-------|
| 1  | Arizona (59)   | 22-0 | 1475 | -     |
| 2  | Michigan       | 20-1 | 1388 | ↑1    |
| 3  | UConn          | 21-1 | 1367 | ↓1    |
| 4  | Duke           | 20-1 | 1314 | -     |
| 5  | Illinois       | 19-3 | 1172 | ↑4    |
| 6  | Gonzaga        | 22-1 | 1167 | -     |
| 7  | Iowa State     | 20-2 | 1130 | ↑1    |
| 8  | Houston        | 19-2 | 1067 | ↑2    |
| 9  | Nebraska       | 20-2 | 1036 | ↓4    |
| 10 | Michigan State | 19-3 | 950  | ↓3    |
| 11 | Kansas         | 16-5 | 847  | ↑3    |
| 12 | Purdue         | 18-4 | 697  | -     |
| 13 | Texas Tech     | 16-5 | 638  | ↓2    |
| 14 | North Carolina | 17-4 | 633  | ↑2    |
| 15 | Vanderbilt     | 19-3 | 627  | ↑3    |
| 16 | BYU            | 17-4 | 622  | ↓3    |
| 17 | Florida        | 16-6 | 618  | ↑2    |
| 18 | Virginia       | 18-3 | 578  | ↓1    |
| 19 | Saint Louis    | 21-1 | 353  | ↑2    |
| 20 | Clemson        | 18-4 | 284  | ↑2    |
| 21 | Arkansas       | 16-6 | 276  | ↓6    |
| 22 | St. John's     | 16-5 | 199  | ↑3    |
| 23 | Miami (OH)     | 22-0 | 170  | ↑1    |
| 24 | Louisville     | 15-6 | 148  | ↓4    |
| 25 | Tennessee      | 15-6 | 134  | ↑1    |

Others receiving votes: Texas A&M 83, Alabama 48, Iowa 39, UCF 39, Kentucky 28, Villanova 15, NC State 9, Auburn 8, Utah State 6, Miami 4, Georgia 3, Santa Clara 1, George Mason 1, Wisconsin 1

Dropped from rankings: Alabama 23

## COACHES POLL TOP 25

WEEK 14 - Feb. 2, 2026

| RK | TEAM           | REC  | PTS | TREND |
|----|----------------|------|-----|-------|
| 1  | Arizona (31)   | 22-0 | 775 | -     |
| 2  | Michigan       | 20-1 | 728 | -     |
| 3  | UConn          | 21-1 | 715 | -     |
| 4  | Duke           | 20-1 | 692 | -     |
| 5  | Gonzaga        | 22-1 | 625 | ↑1    |
| 6  | Illinois       | 19-3 | 599 | ↑4    |
| 7  | Iowa State     | 20-2 | 588 | ↑2    |
| 8  | Houston        | 19-2 | 586 | ↓1    |
| 9  | Nebraska       | 20-2 | 502 | ↓4    |
| 10 | Michigan State | 19-3 | 486 | ↓2    |
| 11 | Kansas         | 16-5 | 448 | ↑3    |
| 12 | Purdue         | 18-4 | 387 | -     |
| 13 | Texas Tech     | 16-5 | 365 | ↓2    |
| 14 | BYU            | 17-4 | 315 | ↓1    |
| 15 | Vanderbilt     | 19-3 | 311 | -     |
| 16 | Florida        | 16-6 | 306 | ↑5    |
| 17 | Virginia       | 18-3 | 303 | -     |
| 18 | North Carolina | 17-4 | 280 | -     |
| 19 | Clemson        | 18-4 | 217 | -     |
| 20 | Saint Louis    | 21-1 | 197 | ↑2    |
| 21 | Arkansas       | 16-6 | 154 | ↓5    |
| 22 | St. John's     | 16-5 | 132 | ↑2    |
| 23 | Louisville     | 15-6 | 72  | ↓3    |
| 24 | Miami (OH)     | 22-0 | 68  | ↑1    |
| 25 | Texas A&M      | 17-4 | 61  | ↑1    |

Others receiving votes: Iowa 52, Tennessee 50, UCF 15, Alabama 15, Villanova 13, Kentucky 9, NC State 4, Utah State 2, Georgia 2, Saint Mary's 1

Dropped from rankings: Alabama 23, Iowa 25

## SERIES BREAKDOWN

> Saturday marks the 20th all-time meeting between the two schools with each team posting a winning record on their home floor.  
 > Missouri joined the SEC in 2012-13 and the first matchup between the two schools was on Jan. 22, 2013 at Mizzou Arena in former head coach Frank Martin's first season.  
 > The Gamecocks have won two-straight at home against the Tigers dating back to a 73-69 win on March 1, 2022.  
 > This is just the second time the Gamecocks have hosted the Tigers in the Lamont Paris era.

## SC ALL-TIME RECORD VS. MISSOURI

**H: 6-2 ; A: 2-8 ; N: 1-0**

Last 10 meetings...

|             |   |            |   |   |
|-------------|---|------------|---|---|
| J. 13, 2019 | H | 85-75      | W |   |
| M. 2, 2019  | A | 63-78      |   | L |
| F. 1, 2020  | H | 76-54      | W |   |
| J. 19, 2021 | A | 70-81      |   | L |
| F. 20, 2021 | H | 78-93      |   | L |
| M. 1, 2022  | H | 73-69      | W |   |
| F. 7, 2023  | A | 74-83      |   | L |
| J. 13, 2024 | A | 71-69 (OT) | W |   |
| J. 27, 2024 | H | 72-64      | W |   |
| F. 25, 2025 | A | 71-101     |   | L |



All-SEC forward Collin Murray-Boyles made history over the summer when he was selected ninth overall by the Toronto Raptors in the 2025 NBA Draft. The Columbia native became the first Gamecock selected in the lottery (top-14 selection) in the modern NBA Draft format (started in 1985). Murray-Boyles became the 39th player drafted in program history and the first Gamecock selected in the first round since Renaldo Balkman (picked No. 20 by the New York Knicks) in 2006. CMB is the second NBA Draft pick at South Carolina under Lamont Paris. Gregory 'GG' Jackson II was selected 45th overall by Memphis in 2023.

## NOTABLE NUMBERS

**78.5%**

South Carolina is the No. 1 free throw shooting team in the SEC (11th nationally) at **78.5%** (388-of-494 FTs). The Gamecocks have five players with 38 or more makes at the line shooting 80.0% or greater on the year. Mike Sharavjams is a career-best and team-leading 89.6% (60-of-67 FTs) at the line this season.

**65**

Of the 71 players returning with SEC experience this season, graduate guard Myles Stute has the most career SEC games played with **65**. He is one of just three returning SEC players with more than 50 career SEC games played (Nick Pringle - 51 ; Shawn Jones Jr. - 50).

**1 OF 4**

Meechie Johnson (19.7 ppg, 5.2 apg), Arkansas' Darius Acuff Jr. (22.6 ppg, 6.3 apg), Vanderbilt's Tyler Tanner (20.3 ppg, 5.6 apg) & Tennessee's Ja'Kobi Gillespie (19.8 ppg, 4.8 apg) are the only players in SEC play to rank in the top-10 in scoring and top-five in assists per game.

## IT JUST MEANS MORE

> League play began on Jan. 3 with the Gamecocks playing host to No. 11/11 Vanderbilt, who entered the game just one of six unbeaten teams left in the nation after going 13-0 in non-con action. The Commodores shot it well from the jump en route to an 83-71 road victory at Colonial Life Arena. They had five players in double-figures led by standout point guard Tyler Tanner, who finished with 19 points and a career-high 14 assists. Elijah Strong led Carolina with 17 points in his second-straight start and first career SEC game. A tough day from behind the arc plagued the Gamecocks again as the team went 7-for-28 (25.0%) from distance.

## GET RIGHT GAMES

> After a tough road loss at in-state rival Clemson on Dec. 16, a game in which Carolina scored a season-low 61 points on 4-of-26 (15.4%) from 3, the Gamecocks have bounced back scoring 95 and 96 in blowout victories over SC State (Dec. 22) and UAlbany (Dec. 30) to end non-conference play. It's the first time since the 1970-71 season Carolina has scored 95 or more points in consecutive games. In the two victories, 10 players total scored in double-figures in balanced offensive efforts. The Gamecocks were a combined 59.6% (62-of-104) from the floor, 39.2% (20-of-51) from 3 and 88.7% (47-of-53) at the free throw line. Myles Stute has got back on track scoring 15 points against the Bulldogs and 12 points against the Great Danes. Stute, who enters league play with the most career SEC minutes and games played, is 6-of-11 (54.5%) over the last two games for Carolina. Over the last three seasons, the team is 10-1 when he makes three or more 3s and 17-1 when he scores 10 or more points, the only loss each time coming at No. 16/16 Indiana on Nov. 16 last season.

## HEARTBREAKER AT HOME

> Virginia Tech handed the Gamecocks their first home loss, 86-83, in overtime in the ACC/SEC Challenge on Dec. 2. Ben Hammond made the go-ahead layup with 13 seconds to go in OT to help the Hokies prevail. Meechie Johnson fired a potential game-winning 3 with 3 seconds remaining that rimmed out. He finished with 18 points on 7-of-12 shooting for Carolina. The Gamecocks battled back from a 10-point, first half deficit taking the lead, 68-65, with 3:39 to go on a Mike Sharavjams putback, and-1. Both teams had a number of chances down the stretch but couldn't get shots to fall as the game went to OT tied at 70. It was the first loss of the Lamont Paris era at Carolina when the team scores 80 or more points (entered the game 16-0). The SEC won the ACC/SEC Challenge for the second-straight year, 9-7.

## STRONG BOUNCE BACK DUB

> Elijah Strong scored 20 of his season-high 22 points in a 74-62 victory over Charleston Southern (Nov. 28), snapping a two-game losing skid by the Gamecocks. He finished 9-of-16 from the floor and scored 20 of the team's final 29

points in just 16 minutes total of action off the bench. Kobe Knox had 15 points on an efficient 6-of-8 from the floor. He had a highlight reel dunk over a 6-11 player for the Bucs that sparked a 16-4 run by South Carolina that helped put the game away.

## TOUGH TRIP TO THE GREENBRIER

> South Carolina came up just shy in both its games at the Skechers Greenbrier Tip-Off falling 79-72 to Butler (Nov. 21) and 79-77 to Northwestern (Nov. 23) on a late basket with 0.8 seconds left. The 3-point shot, a strength of this year's team, wasn't falling in Colonial Hall ballroom as Carolina was just 28.3% (17-of-60) in its two games. The Bulldogs used a 48-29 advantage on the glass to holdoff the Gamecocks in game one, limiting Carolina's second chance opportunities. Meechie Johnson led all scorers with 24 points. The Gamecocks closed game two on a 13-1 run to tie the game at 75-all with 1:44 to go. Arrinten Page made the game-winning FG with just under 1 second to go as the Wildcats prevailed, 79-77. Carolina battled back from double-digit, second half deficits in both games to give itself a chance in the final 5 minutes.

## KenPom Rankings Roundup

- Carolina ranks **No. 13** in the nation in team free throw percentage at 78.5%. Carolina has five players with 38 or more made FTs shooting around 80.0% or greater on the year.
- The Gamecocks are **No. 37** in turnover percentage (14.6%) and **No. 25** in non-steal turnover percentage (5.7%).
- Carolina is **No. 33** in the nation in opponent 3-point attempt percentage with just 34.2% of its opponent's shots coming from 3-point land. In-turn, the Gamecocks are **No. 53** in 3-point defense, allowing just 31.2% from behind the arc.
- Similar to two years ago, the Gamecocks have one of the oldest rosters in college basketball this season ranking **No. 18** in average D-1 experience at 2.45 years. Last year's team finished **143rd** at 1.89 years. The 2023-24 team finished **27th** in the nation at 2.78 years.

**kenpom.com**

## KEY STAT

Lamont Paris' teams are 52-6 (.897) when scoring 80 or more points dating back to his first season as head coach at Chattanooga (2017-18). He's 20-2 at Carolina (8-2 in 25-26) when his team scores 80 or more.



### **SEC freshmen to make four or more 3s in a game the last five seasons with no misses**

1. Meleek Thomas (ARK), 5-for-5 vs. SC 1/14/26
2. Simon Walker (AUB), 5-for-5 vs. Jackson State (11/19/25)
3. Grant Polk (SC), 4-for-4 vs. Presbyterian 11/12/25
4. Karter Knox (ARK), 4-for-4 Texas Tech 3/27/25
5. Justin Edwards (UK), 4-for-4 vs. Alabama 2/24/24
6. Cason Wallace (UK), 4-for-4 vs. Michigan 12/4/22
7. Kennedy Chandler (TENN), 4-for-4 vs. UT Martin 11/9/21



The radio crew of Derek Scott (pxp) and Casey Manning (analyst) enter their 10th season together in 2025-26 calling South Carolina men's basketball games on the Gamecock Sports Network. You can find them locally on 107.5 The Game and also on 19 other affiliates across the Palmetto State. In the duo's first season in 2016-17, Carolina made its historic NCAA Tournament run that culminated with the program's first ever Final Four appearance.



### **THE BENCH GUYS CAN PLAY A LITTLE BIT TOO**

> Elijah Strong (15) and Eli Ellis (14) combined for 29 of the team's season-high 50 bench points in an 87-58 rout of Radford on Nov. 18. All 12 players who entered the game for Carolina scored a bucket with Eli Sparkman hitting a late 3 to get on the scoresheet. Mike Sharavjamts had his first career double-double with 12 points and a career-high 10 rebounds. The Gamecocks shot 57.6% (34-of-59) from the floor and made 34 field goals, both team highs in the Paris era at South Carolina. The Gamecocks also had 23 assists (third-most in Paris era at SC) with Meechie Johnson and Kobe Knox each recording a team-high five helpers. Nine different players had an assist for the Gamecocks. After making double-digit 3s in two of the first three games, Carolina had a season-high 48 points in the paint, going 27-of-34 (79.4%) from the floor on 2-point shots.

### **FRESHMEN TRIO SHINES VS. PC**

> The freshmen trio of forward Hayden Assemanian, guard Eli Ellis and guard Grant Polk shined in an 81-61 win over Presbyterian on Nov. 12. Assemanian made his first career start leading the team with eight rebounds (six on the offensive glass) and two blocks in only 14 minutes of run due to foul trouble. Polk was one of four Gamecocks in double-figures leading the Carolina reserves with 12 points. He was a perfect 4-for-4 from 3, becoming just the third SEC freshman over the last five seasons to make four or more 3s in a game with no misses. Ellis continued his steady play in the backcourt leading the team with five assists and no turnovers in 23 minutes of action. Mike Sharavjamts led the way with 13 points with Myles Stute (11) and Jordan Butler (11) each scoring in double-figures as well. Butler had career highs in points (11) and rebounds (7) in 20 minutes off the bench against the Blue Hose.

### **MEECHIE MAGIC**

> Trailing by 11 with just under 4 minutes to play, Meechie Johnson scored 14 of South Carolina's final 16 points the final 3:39 to tie the score at 70-all and force OT against Southern Miss. Johnson hit four 3s in the stretch, including one that tied the game late just in front of the midcourt Block C logo. The Gamecocks won 83-79 in OT as Johnson scored a career-high 33 points, making a career-best seven 3s. It was his first career 30-point game and as he became the ninth different Gamecock with seven or more made 3s in a game. Eli Ellis had all 20 bench points with a team-high seven rebounds. Mike Sharavjamts had 17 points, five rebounds, three assists and two steals getting a crucial and-1 transition bucket to put Carolina ahead in OT.

### **SHARING THE SUGAR ON OPENING NIGHT**

> It was an impressive offensive effort in a 91-72 season-opening victory over NC A&T on Nov. 4. Five players scored in double-figures for the Gamecocks led by Meechie Johnson's 14 points. Two more players had nine points. Carolina assisted on 24 of its 31 made field goals and all 12 players who competed in the game recorded at least one assist. Nordin Kapic (13) and Kobe Knox (12) were productive in their Gamecock debuts getting into double-figures. Eli Ellis (11) and Elijah Strong (11) also had solid nights, scoring in double-figures off the bench. Ellis led the team with five assists. Four different players tied for the team lead with five rebounds each in what was a balanced offensive effort from start to finish at Colonial Life Arena. The win marked the 50th career victory for head coach Lamont Paris at South Carolina. With the victory, he is now one of 10 coaches in program history to record 50 career wins at the school.

### **SOUTH CAROLINA DESERVES TO HAVE HIM BACK, AND THEY DO!**

> Myles Stute was granted a medical hardship waiver from the NCAA for another year of eligibility in early May to finish his college career as a Gamecock. He started the first 14 games of the season in 2024-25 for Carolina before being sidelined the rest of the year due to lower leg deep vein thrombosis (blood clot). In two seasons at South Carolina, Stute has played in 41 games (31 starts) and averaged 7.3 points, 3.1 rebounds and 1.0 assists per game with a 36.5% (65-of-178) shooting clip from 3.

### **THE RETURN OF THE KING**

> Head coach Lamont Paris announced a six-man transfer portal class on May 1 led by a familiar face for Gamecock fans as Meechie Johnson pledged his return to Columbia to finish his career in Garnet & Black after spending last season back at Ohio State where he began his college career in 2020-21. In two seasons and 63 games played for the Gamecocks from 2022-24, Johnson scored 845 points averaging 13.4 points, 3.9 rebounds and 3.2 assists per game. He had the best season of his career in 2023-24, earning Second Team All-SEC honors after averaging 14.1 points, 4.1 rebounds and 2.9 assists per contest. Johnson helped lead the team to one of the best seasons in school history that season as Carolina went 26-8 and T-2nd in the SEC with a 13-5 mark in league action. He has 42 games in double-figures at South Carolina with 14, 20-point outings including a career-best 10, 20-point games in 2023-24.

### **GAMECOCK YNG DREAMERZ**

> Carolina's 2025-26 roster features a trio of freshman who all played for YNG Dreamerz in the Over-time Elite League. Eli Ellis, Hayden Assemanian and Abu Yarmah all finished their prep years together helping YNG Dreamerz win the OTE Championship last March. Ellis was a two-time MVP in the league and finished his career as the OTE all-time leading scorer averaging 32.1 points, 6.7 assists, 5.7 rebounds and 1.7 steals per game in his final season. Assemanian averaged 5.3 points, 8.7 rebounds, 1.8 blocks and 1.1 assists per game. Yarmah averaged 13.5 points, 7.8 rebounds, 1.2 assists and 1.1 steals per game. Ellis' dad, Jeremy, was the team's coach and was also their high school coach at Moravian Prep in Hudson, N.C.

### **ALL RISE FOR THE JUDGE**

> The Honorable L. Casey Manning enters his 33rd season as an analyst for men's basketball games on the Gamecock Radio Network. He joined the broadcast team for the 1993-94 season and worked alongside legendary South Carolina play-by-play man Bob Fulton. Manning has worked alongside current play-by-play man Derek Scott since 2016-17. The Gamecocks advanced to the school's first ever Final Four their first year working together. Manning, a Dillon, S.C. native, played for the Gamecocks from 1970-73 and made history as the first African-American scholarship player in program history. He graduated from the South Carolina School of Law in 1977 and has served as Circuit Court Judge for the Fifth Judicial Court since 1994. Manning retired on Dec. 31, 2022.

> On Dec. 8, 2022, at a retirement function at the USC Alumni Center, Manning received the Order of the Palmetto from Gov. Henry McMaster, the highest civilian honor granted in the state of South Carolina.

> Two streets were also named after him, one in downtown Columbia near the courthouse he worked in and the other in his hometown of Dillon, S.C.

> On May 7, 2022, Manning received an honorary doctor of laws degree from the Board of Trustees at commencement. It is the highest degree you can receive from the university.

> He joins Dave Kellum (36th season as Ole Miss pxp) as the only members of the 30-year club on radio broadcast in the SEC.

## BY THE NUMBERS...

**9** - Per the ESPN Basketball Power Index for the 2025-26 season, South Carolina's remaining strength of schedule is No. 9 in the nation. 13 of the 16 SEC teams make up the top-20 in the country with four Big Ten schools, two programs from the Big 12 and Duke from the ACC also in the top-20.

**15-2** - The Gamecocks have a **15-2** record under Lamont Paris when shooting 50.0% or higher. One of the losses came at Mizzou in Lamont Paris' first season in 2023 and the other was Tuesday at Texas.

**20-2** - The Gamecocks are **20-2** record under Paris when scoring 80 or more points. Both losses came in OT at home this season to Virginia Tech (Dec. 2) and LSU (Jan. 31).

**47-10** - The Gamecocks are **47-10** in 4 seasons under Paris when holding teams below 70 points (.825 win %).

**29-3** - Carolina is **29-3** under Paris last season when holding its opponents below 40% shooting from the floor. The team was 7-0 last season and is 5-0 this season when accomplishing the defensive feat.

**7-0** - The Gamecocks are **7-0** all-time under Paris when the team shoots 50.0% or higher from behind the arc. Carolina shot 57.1% (12-of-21) from 3 in a recent road win at LSU (Jan. 6). It was the highest 3-pt % for the team in the Paris era.

**7-0** - The team is also **7-0** all-time under Paris when dishing out 20 or more assists. Five of those seven games came in the historic 2023-24 season with a high of 25 helpers in the win at Georgia on Feb. 3, 2024. Carolina dished out 24 assists on 31 made field goals in the 91-72, season-opening win against NC A&T (Nov. 4).

**11-0** - The Gamecocks are **11-0** (3-0 this season) under Paris when the team makes 30 or more FGs. Carolina made 34 field goals (team high in the Paris era), shooting 57.6% (another team high in the Paris era) in an 87-58 victory over Radford on Nov. 18.

**4-0** - The Gamecocks are **4-0** this season when the bench scores 40 or more points.

**18-3** - Carolina is **18-3** over the last three seasons when Myles Stute scores 10 or more points (only losses at No. 16/16 Indiana last season, vs. No. 11/11 Vanderbilt on Jan. 3 and at Texas A&M on Jan. 24).

**11-3** - The Gamecocks are **11-3** over the last three seasons when Stute makes three or more 3s (only losses at No. 16/16 Indiana last season, vs. No. 11/11 Vanderbilt on Jan. 3 and at Texas A&M on Jan. 24).

**491** - Meechie Johnson (224) and Stute (267) have combined to make **491** 3s in their college careers. Stute's 267 career 3s are 19th amongst active career leaders in Division I. Johnson's 224 3s rank 44th. The Gamecocks are one of NINE teams in NCAA Division I to have multiple players with 200+ career made 3s (Alabama, Gonzaga, Indiana, Louisville, Oklahoma, Purdue, San Diego & West Virginia the others).

**533** - Stute (152), Johnson (139), transfers Mike Sharavjamts (122) and Kobe Knox (120) have combined to play **533** games at the NCAA Division I level bringing a wealth of experience to the Gamecocks' backcourt. Stute (6th) and Johnson (22nd) both rank inside the top-25 on the active games played list in Division I.

**1,000** - Stute scored his **1,000th** career point with a 3-pointer early in the game vs. Radford (Nov. 18).

**1,000** - Knox scored his **1,000th** career point with a pair of free throws late in the game vs. LSU (Jan. 31).

**48** - Johnson scored his 1,000th career point at South Carolina with his final bucket in a victory over The Citadel (Dec. 13) earlier this season. He became the **48th** Gamecock to join the 1,000-career point

club (first since former All-SEC guard AJ Lawson from 2018-21).

**25** - Johnson became the **25th** different player for South Carolina since the 2004-05 season to record a 30-point game when he had a career-high 33 points vs. Southern Miss on Nov. 9. Johnson, Brenton Williams (2014) and Devan Downey (2009) are the only Gamecocks to have a 30-point game with seven or more made 3s.

**85%** - Johnson made a career-high 13 free throws on a career-high 15 attempts in a win over OU (Jan. 20). He became the first Gamecock since Sindarius Thornwell (14-of-15 at UK on 1/21/17) to shoot **85%** or better at the line in an SEC game on at least 15 attempts.

**100%** - Johnson was 10-for-10 (**100%**) at the line at Texas A&M (Jan. 24). He became the fifth Gamecock since 2004-05 (first since Gregory "GG" Jackson II went 11-for-11 at Miss. St. on 2/28/23) to make 10 or more free throws without a miss in an SEC game.

**30** - Elijah Strong became the 26th different player (21st in SEC action) for SC since 2004-05 to have a **30-burger** when he scored **30** points (18 in the first half) in just 25 minutes in a road win at LSU on Jan. 6. Strong was 10-for-15 (66.7%) from the floor and a perfect 4-of-4 from 3 and 6-of-6 at the free throw line.

**9 & 5** - Strong became just the **9th** player in D1 this season to have a 30-point game in 25 minutes or less (5 of those 8 previous 30-burgers were against non-D1 opponents). He also became just the **5th** player since 2004-05 to do it in an SEC game. Alabama's Brandon Miller was the last player to do it when he had 31 pts in 24 min vs. LSU on Jan. 14, 2023.

**2017** - Meechie Johnson had a career-high 35 points at Texas on Feb. 3. He was an efficient 12-of-21 (57.1%) from the floor. Johnson became the first Gamecock since Sindarius Thornwell in **2017** to have multiple 30-point games in the same season.

**55** - Johnson is the **55th** player (9th this season) in the SEC to hit seven or more 3s in a game over the last five seasons with his seven made 3s against Southern Miss. Stute is also on that list, making seven 3s twice while at Vanderbilt in games at Temple (11/15/22) and at Texas A&M (1/28/23).

**187** - Carolina has hit **187** 3s (8.1 3FG per game) in 23 games this season with a combined 112 different players hitting a shot from behind the arc in the 23 ball games (average of 5.0 different players hitting a 3FG per game).

**12** - South Carolina shared the sugar opening night with 24 assists in a win over NC A&T. All **12** players who played in the game recorded a helper. Per Stathead (database dates back to 2004-05 season), the Gamecocks are the 37th team in Division I to have a game where **12** or more players had an assist.

**80** - South Carolina scored **80** or more points in its first four games of the season for the first time since 1970-71, a team led by Hall of Fame head coach Frank McGuire.

**95+** - The Gamecocks scored 95+ points in consecutive games to end non-con for the first time since the 1970-71 season when Carolina beat Duke, 98-78, on 12/12/70 and Maryland, 96-70, on 12/16/70.

**30** - The Gamecocks' 31-point win over Stetson (Dec. 6) was the team's first victory by **30** or more points since defeating Florida A&M, 94-62, on Dec. 30, 2023 in the non-conference finale.

## Gamecock 30-point games since 2004-05

1. Sindarius Thornwell - 44 vs. Alabama 2/7/17
2. Brenton Williams - 38 vs. Miss. St. 3/6/13
3. Devan Downey - 37 vs. Clemson 12/30/08
- T4. Devan Downey - 36 @ Florida 1/23/10
- T4. Tre Kelley - 36 @ Kentucky 2/7/07
- T6. Meechie Johnson - 35 @ Texas 2/3/26**
- T6. Collin Murray-Boyles - 35 vs. Arkansas 3/1/25
- T6. Devan Downey - 35 vs. Vanderbilt 1/16/10
- T9. Sindarius Thornwell - 34 @ Kentucky 1/21/17
- T9. Michael Careera - 34 vs. Miss. St. 1/26/16
- T9. Devan Downey - 34 vs. Jacksonville 11/27/09
- T12. Meechie Johnson - 33 vs. Southern Miss. 11/9/25**
- T12. Jermaine Couisnard - 33 vs. LSU 2/19/22
- T12. Devan Downey - 33 vs. Georgia 1/30/10
- T12. Devan Downey - 33 @ Auburn 1/9/10
- T12. Devan Downey - 33 @ Florida 2/3/09
- T17. Chris Silva - 32 vs. Auburn 1/22/19
- T17. Brenton Williams - 32 @ Mizzou 1/25/14
- T17. Tre Kelley - 32 vs. Vanderbilt 2/28/07
- T20. Collin Murray-Boyles - 31 vs. Vanderbilt 2/10/24
- T20. Bruce Ellington - 31 @ Furman 12/22/10
- T22. Elijah Strong - 30 @ LSU 1/6/26**
- T22. Gregory "GG" Jackson II - 30 vs. Auburn 1/21/23
- T22. A.J. Lawson - 30 vs. Texas A&M 1/6/21
- T22. Devan Downey - 30 vs. Kentucky 1/26/10
- T22. Devan Downey - 30 vs. Penn State 11/22/07
- T22. Carlos Powell - 30 vs. Ole Miss 3/6/05



All-SEC guard Meechie Johnson returns to South Carolina for his final college season in 2025-26. The Cleveland, Ohio native spent two seasons with the program from 2022-24. He had the best season of his career in 2023-24 in helping the Gamecocks to a 26-8 record (13-5 in SEC play) and a return to the NCAA Tournament for the first time since 2017. Johnson was tabbed Second Team All-SEC after averaging 14.1 points (led team), 4.1 rebounds (4th on team) and 2.9 assists (2nd on team), per game. He led the team with 10 games of 20 or more points in 2023-24.

## MOST CAREER SEC MINUTES RETURNING

1. Myles Stute (SC) - 1,800 in 65 games
2. Meechie Johnson (SC) - 1,156 in 36 games
3. Josh Hubbard (Miss. St.) - 1,152 in 36 games
4. Tramon Mark (Texas) - 1,023 in 33 games
5. DJ Wagner (Arkansas) - 1,016 in 33 games





# HEAD COACH LAMONT PARIS

HEAD COACH | NINTH SEASON OVERALL | 147-133 (.525) | FOURTH SEASON AT SOUTH CAROLINA | 60-61 (.496)

## THE PARIS FILE

### COACHING

#### Experience

29th year

#### College Head Coach Experience

9th season

#### Hire Date At Carolina

Thursday, March 24, 2022

### PERSONAL

#### Hometown

Findlay, Ohio

#### Alma Mater

Wooster, 1996 (Bachelors - Economics)

Indiana State, 2000 (Masters - Rec. & Sport Mgmt.)

### COACHING RESUME

#### College Assistant Coach

Wooster, 1997-98

DePauw, 1998-99

IUP, 2000-04

Akron, 2004-10

Wisconsin, 2010-17

#### College Head Coach

Chattanooga, 2017-22

South Carolina, 2022-present

Lamont Paris, who has been a part of nine NCAA Division I Tournaments and 18 twenty-win seasons as a college head and assistant coach, was named the University of South Carolina's 33rd head coach by Director of Athletics Ray Tanner on Thursday, March 24, 2022.

Paris, 50, is the first African-American head coach in the history of the Gamecock men's basketball program. The 2024 SEC Coach of the Year enters his fourth season leading the program in 2025-26.

In his third season (2024-25), Paris helped guide sophomore forward Collin Murray-Boyles to one of the best individual seasons by a Gamecock in recent memory. The local product from Columbia averaged 16.8 points, 8.3 rebounds, 2.4 assists, 1.5 steals and 1.3 blocks per game en route to being named Second Team All-SEC. He became the first Gamecock since Jimmy Foster in 1983-84 to average at least 16.0 points and 8.0 rebounds, per contest. CMB was selected ninth overall by the Toronto Raptors in the 2025 NBA Draft, becoming the first lottery pick (top-14 selection) in program history in the modern draft era (lottery started in 1985).

In year two (2023-24), Paris and his staff helped orchestrate the greatest single-season turnaround in program history as South Carolina went 26-8 and returned to the NCAA Tournament for the first time since 2017. The 26 victories tied the 2016-17 Final Four team for the most single-season wins in program history. Carolina's 15-win improvement was tied for the second-best mark in the nation. The team's 25 regular season wins were a new program record. The Gamecocks went 13-5 in SEC play, good for a T-2nd finish in the league. The 13 SEC wins tied the 1997 SEC title team for the most SEC wins in program history (Carolina joined the league in 1991-92). Paris was named SEC Coach of the Year by the league's coaches and the AP (first coach in program history to be named SEC Coach of the Year by the media). He was one of four finalists for the 2024 Naismith National Coach of the Year. Paris was also a finalist for Jim Phelan National Coach of the Year and the Ben Jobe Award.

The Gamecocks won seven SEC games on the road in 2023-24, tying the 1996-97 team for the most SEC victories away from home in a single season. Carolina finished the year with a 12-5 record in true road and neutral site games. The Gamecocks were one of just 18 teams in the country with multiple top-10 wins and one of five teams in the nation with a top-five true road win. Carolina had a seven-game SEC win streak, which included beating No. 6/6 Kentucky 79-62 at home on Jan. 23 and No. 5/5 Tennessee, 65-59, in Knoxville on Jan. 30. Per Elias Sports Bureau, it was the first time the Gamecocks had defeated a pair of top-10 teams in a three-game stretch since 1968. Carolina's win over the Vols was the team's first AP Top-Five road victory since defeating No. 3 Kentucky, 72-66, on March 2, 1997. The Gamecocks returned to the top-25 for the first time since 2017 back in Week 14 on Feb. 5 and remained there the last seven weeks of the season. The team finished the year ranked No. 23 in the final USA Today Coaches Poll and No. 25 in the final AP Top-25, marking the first time Carolina was

ranked in the final AP poll since 1998. The Gamecocks were ranked as high as No. 11 in both major polls.

In his first season (2022-23), South Carolina had an overhauled roster with eight new players, including just 14.9 percent of the team's scoring and 18.4 percent of the minutes played returning from the season prior. The Gamecocks defeated Clemson at home, 60-58, for the first time since Dec. 19, 2014. Chico Carter Jr. hit the game-winning bucket with 0.9 seconds remaining. Paris became the first Gamecock head coach since Dave Odom in 2001 to defeat the in-state Tigers in his first season. The conference slate was highlighted by road wins at Kentucky, at Ole Miss and at LSU. The Gamecocks wire-to-wire victory at Rupp Arena on Jan. 10 was the team's first there since 2009 and just the program's third all-time win in Lexington since joining the SEC (1992). Ohio State transfer Meechie Johnson made six 3s and scored a career-high 26 points to lead the Gamecocks. Paris joined Eddie Fogler (1997) and Darrin Horn (2009) as the only Gamecock head coaches all-time to win in the historic building.

Paris came to Carolina after five seasons as the head coach at University of Tennessee at Chattanooga, coaching the Mocs to an 87-72 overall record (.547), including a 65-29 mark his last three seasons.

In his 17 seasons as a collegiate assistant coach prior to becoming head coach at Chattanooga, teams associated with Paris were 497-217 (.696) with five conference titles and 12 NCAA Tournament appearances (Division I and II), reaching two Final Fours.

Paris spent seven seasons as an assistant at Wisconsin from 2010-17 working for Bo Ryan and Greg Gard. The Badgers went to the NCAA Tournament every year with four Sweet 16 appearances and back-to-back trips to the Final Four in 2014 and 2015. Wisconsin played for the National Championship in 2015 after going 36-4 and winning both the Big Ten regular season and tournament titles. The Badgers took down No. 1 overall seed Kentucky in the National Semifinal, ending the Wildcats' previously undefeated season.

## PARIS' CAREER RECORD, YEAR-BY-YEAR

| SEASON          | RECORD         | CONFERENCE (FINISH) | POSTSEASON             |
|-----------------|----------------|---------------------|------------------------|
| 2017-18 (CHATT) | 10-23          | 3-15 (10th)         | -                      |
| 2018-19 (CHATT) | 12-20          | 7-11 (5th)          | -                      |
| 2019-20 (CHATT) | 20-13          | 10-8 (T-5th)        | -                      |
| 2020-21 (CHATT) | 18-7           | 9-7 (4th)           | -                      |
| 2021-22 (CHATT) | 27-8           | 14-4 (1st)          | 0-1 ; NCAA First Round |
| 2022-23 (SC)    | 11-21          | 4-14 (12th)         | -                      |
| 2023-24 (SC)    | 26-8           | 13-5 (T-2nd)        | 0-1 ; NCAA First Round |
| 2024-25 (SC)    | 12-20          | 2-16 (16th)         | -                      |
| 2025-26 (SC)    | 11-12          | 2-8                 | -                      |
| Totals          | 147-133 (.525) | 64-88 (.421)        | 0-2 (.000) • 2 NCAA's  |



# GAMECOCK SUPERLATIVES UNDER PARIS (FIRST SEASON WAS 2022-23)

## Most Field Goals Made

- 1. 34, Radford, Nov. 18, 2025**  
**T2. 33, UAlbany, Dec. 30, 2025**  
T2. 33, George Washington, Dec. 1, 2023  
T4. 32, Arkansas, Mar. 14, 2024  
T4. 32, Mississippi State, Mar. 9, 2024 (OT game)

## Most Field Goals Attempted

1. 72, at Vanderbilt, Jan. 5, 2023  
2. 71, VMI, Nov. 13, 2023  
**3. 69, LSU, Jan. 31, 2026**  
T4. 68, Winthrop, Dec. 19, 2023  
T4. 68, at Georgia, Jan. 28, 2023

## Highest Field Goal Percent

- 1. 60.0 percent (30-55), UAlbany, Dec. 30, 2025**  
**2. 59.2 percent (29-49), SC State, Dec. 22, 2025**  
**3. 57.6 percent (34-59), Radford, Nov. 18, 2025**  
4. 56.4 percent (31-55), vs. Virginia Tech, Nov. 10, 2023  
**5. 54.5 percent (30-55), Stetson, Dec. 6, 2025**

## Lowest Field Goal Percent

1. 25.0 percent (12-48), #8/9 Tennessee, Jan. 7, 2023  
**2. 25.9 percent (15-58), #19/21 Florida, Jan. 28, 2026**  
3. 28.1 percent (16-57), #12/12 Auburn, Mar. 15, 2024  
4. 29.3 percent (17-58), #14/14 Miss. State, Jan. 25, 2023  
5. 30.9 percent (17-55), at Alabama, Jan. 9, 2024

## Most 3-Point Field Goals Made

1. 18, George Washington, Dec. 1, 2023  
**2. 16, Southern Miss, Nov. 9, 2025**  
3. 15, at LSU, Feb. 18, 2023  
**T4. 14, UAlbany, Dec. 30, 2025**  
**T4. 14, NC A&T, Nov. 4, 2025**

## Most 3-Point Field Goals Attempted

- 1. 43, Southern Miss, Nov. 9, 2025**  
2. 36, at #4/4 Tennessee, March 8, 2025  
3. 35, George Washington, Dec. 1, 2023  
**4. 34, Northwestern, Nov. 23, 2025**  
**T5. 32, NC A&T, Nov. 4, 2025**  
T5. 32, vs. Virginia Tech, Nov. 27, 2024  
T5. 32, at LSU, Feb. 18, 2023

## Highest 3-Point Field Goal Percentage (min. 10 attempts)

- 1. 57.1% (12-21), at LSU, Jan. 6, 2026**  
2. 55.0 (11-20), at Kentucky, Jan. 10, 2023  
4. 54.5 (12-22), USC Upstate, Nov. 6, 2023  
4. 52.6 (10-19), at Boston College, Dec. 3, 2024  
5. 52.2 (12-23), East Carolina, Dec. 7, 2024

## Most Free Throws Made

1. 34, Texas, Feb. 22, 2025  
**2. 31, SC State, Dec. 22, 2025**  
**T3. 25, Presbyterian, Nov. 12, 2025**  
T3. 25, Radford, Dec. 22, 2024  
5. 24, #25 Clemson, Dec. 17, 2024

## Most Free Throws Attempted

1. 45, Texas, Feb. 22, 2025  
**2. 36, SC State, Dec. 22, 2025**  
T3. 34, #25 Clemson, Dec. 17, 2024  
T3. 34, vs. DePaul, Nov. 17, 2023  
**T5. 32, Presbyterian, Nov. 12, 2025**  
T5. 32, Georgia, Jan. 16, 2024

## Highest Free Throw Percentage (min. 10 attempts)

- T1. 100 percent (12-12), at Texas A&M, Jan. 24, 2026**  
T1. 100 percent (12-12), Winthrop, Dec. 19, 2023  
3. 94.4 percent (17-18), at LSU, Feb. 18, 2023  
**4. 94.1 percent (16-17), UAlbany, Dec. 30, 2025**  
5. 93.3 percent (14-15), #8/9 Tennessee, Jan. 7, 2023

## Most Offensive Rebounds

- T1. 21, #14/14 Miss. State, Jan. 25, 2025  
T1. 21, VMI, Nov. 13, 2023  
3. 19, Clemson, Nov. 11, 2022  
T4. 18, SC State, Nov. 8, 2024  
T4. 18, Winthrop, Dec. 19, 2023  
T4. 18, Eastern Michigan, Dec. 30, 2022

## Most Defensive Rebounds

1. 38, at Vanderbilt, Jan. 5, 2022  
2. 35, USC Upstate, Nov. 6, 2023  
3. 34, WKU, Dec. 22, 2022  
**T4. 33, Radford, Nov. 18, 2025**  
T4. 33, SC State, Nov. 8, 2024  
T4. 33, at Florida, Jan. 25, 2023

## Most Total Rebounds

- T1. 51, SC State, Nov. 8, 2024  
T1. 51, WKU, Dec. 22, 2022  
3. 50, Clemson, Nov. 11, 2022  
4. 46, Eastern Michigan, Dec. 30, 2022  
T5. 45, #14/14 Miss. State, Jan. 25, 2025  
T5. 45, USC Upstate, Nov. 6, 2023  
T5. 45, at Florida, Jan. 25, 2023

## Most Personal Fouls

- 1. 26, at Clemson, Dec. 16, 2025**  
**T2. 25, vs. Butler, Nov. 21, 2025**  
T2. 25, at Vanderbilt, Jan. 5, 2022  
**T4. 24, at Texas, Feb. 3, 2026**  
T4. 24, Georgia, Jan. 16, 2024  
T4. 24, vs. Grand Canyon, Nov. 19, 2023  
T4. 24, vs. DePaul, Nov. 17, 2023

## Most Points

- 1. 96, UAlbany, Dec. 30, 2025**  
**2. 95, SC State, Dec. 22, 2025**  
3. 94, Florida A&M, Dec. 30, 2023  
4. 93, Mississippi State, Mar. 9, 2024 (OT game)  
**T5. 91, NC A&T, Nov. 4, 2025**  
T5. 91, #25 Clemson, Dec. 17, 2024 (OT game)

## Fewest Points

1. 42, #8/9 Tennessee, Jan. 7, 2023  
2. 45, at #11/13 Tennessee, Feb. 25, 2023  
3. 47, at Alabama, Jan. 9, 2024  
**4. 48, #19/21 Florida, Jan. 28, 2026**  
5. 51, Miss. State, Jan. 31, 2023

## Most Assists

1. 25, at Georgia, Feb. 3, 2024  
**2. 24, NC A&T, Nov. 4, 2025**  
**3. 23, Radford, Nov. 18, 2025**  
4. 22, at Texas A&M, Feb. 28, 2024  
T5. 21, Vanderbilt, Feb. 10, 2024  
T5. 21, Florida A&M, Dec. 30, 2023

## Fewest Turnovers

1. 3, George Washington, Dec. 1, 2023  
**2. 4, No. 11/11 Vanderbilt, Jan. 3, 2026**  
**T3. 5, Charleston Southern, Nov. 28, 2025**  
T3. 5, Georgia, March 4, 2025  
**T5. 6, LSU, Jan. 31, 2026**  
**T5. 6, at LSU, Jan. 6, 2026**  
**T5. 6, Presbyterian, Nov. 12, 2025**  
T5. 6, Charleston Southern, Dec. 16, 2023  
T5. 6, Presbyterian, Dec. 11, 2022

## Most Turnovers

1. 25, at Vanderbilt, Jan. 15, 2025  
T2. 19, #14/14 Miss. State, Jan. 25, 2025  
T2. 19, Clemson, Nov. 11, 2022  
**T4. 18, Southern Miss, Nov. 9, 2025**  
T4. 18, at LSU, Feb. 18, 2025  
T4. 18, Miss. State, Jan. 31, 2023  
T4. 18, at Georgia, Jan. 28, 2023  
T4. 18, #8/9 Tennessee, Jan. 7, 2023

## Most Blocks

- T1. 8, UNF, Nov. 4, 2024  
T1. 8, Georgia, Jan. 16, 2024  
3. 7, vs. Davidson, Nov. 18, 2022  
T4. 6, Radford, Dec. 22, 2024  
T4. 6, SC State, Nov. 8, 2024  
T4. 6, #24/24 Florida, Mar. 2, 2024  
T4. 6, Kentucky, Jan. 23, 2024  
T4. 6, George Washington, Dec. 1, 2023  
T4. 6, Georgia, March 4, 2023

## Most Steals

1. 13, #14/14 Miss. State, Jan. 25, 2025  
2. 10, #8/9 Tennessee, Jan. 7, 2023  
**T3. 9, LSU, Jan. 31, 2026**  
T3. 9, at Georgia, Jan. 28, 2025  
T3. 9, ECU, Dec. 17, 2022  
**T5. 8, at LSU, Jan. 6, 2026**  
**T5. 8, UAlbany, Dec. 30, 2025**  
**T5. 8, vs. Butler, Nov. 21, 2025**  
T5. 8, vs. Arkansas, March 12, 2025  
T5. 8, at Oklahoma, Jan. 18, 2025  
T5. 8, USC Upstate, Dec. 14, 2024  
T5. 8, Mercer, Nov. 21, 2024  
T5. 8, Towson, Nov. 12, 2024  
T5. 8, #24/24 Florida, Mar. 2, 2024  
T5. 8, Missouri, Jan. 27, 2024  
T5. 8, at Alabama, Jan. 9, 2024  
T5. 8, vs. Virginia Tech, Nov. 10, 2023  
T5. 8, Miss. State, Jan. 31, 2023

## Most Points By Opponent

- 1. 108, at #17/17 Arkansas, Jan. 14, 2026**  
T2. 101, at #14/16 Missouri, Feb. 25, 2025  
T2. 101, #13/12 Auburn, Feb. 14, 2024  
**4. 95, #19/21 Florida, Jan. 28, 2026**  
5. 94, Texas A&M, Jan. 14, 2023

## Fewest Points By Opponent

1. 43, Elon, Dec. 22, 2023  
2. 48, Radford, Dec. 22, 2024  
3. 51, at Boston College, Dec. 3, 2024  
**4. 52, Stetson, Dec. 6, 2025**  
T5. 53, Arkansas, March 1, 2025  
T5. 53, USC Upstate, Dec. 14, 2024  
T5. 53, Notre Dame, Nov. 28, 2023  
T5. 53, USC Upstate, Nov. 25, 2022

## Most Field Goals Made By Opponent

- 1. 43, at #17/17 Arkansas, Jan. 14, 2026**  
2. 40, at #14/16 Missouri, Feb. 25, 2025  
**3. 38, #19/21 Florida, Jan. 28, 2026**  
T4. 36, at #13/12 Auburn, Feb. 14, 2024  
T4. 36, at #11/13 Tennessee, Feb. 25, 2023

## Fewest Field Goals Made By Opponent

1. 15, Arkansas, March 1, 2025  
T2. 16, Towson, Nov. 12, 2024  
T2. 16, Elon, Dec. 22, 2023  
T2. 16, Winthrop, Dec. 19, 2023  
**T5. 17, Radford, Nov. 18, 2025**  
T5. 17, Notre Dame, Nov. 28, 2023

## Highest Opponent Field Goal Percent

1. 63.5 (40-63), at #14/16 Missouri, Feb. 25, 2025  
**2. 62.3 (38-61), #19/21 Florida, Jan. 28, 2026**  
3. 61.0 (36-59), at #13/12 Auburn, Feb. 14, 2024  
4. 60.4 (32-53), at #3/3 Florida, Feb. 15, 2025  
5. 59.6 (28-47), vs. Oregon, Mar. 21, 2024

## Lowest Opponent Field Goal Percent

1. 28.8% (15-52), Arkansas, March 1, 2025  
2. 29.6% (16-54), Towson, Nov. 12, 2024  
**3. 30.9% (17-55), Radford, Nov. 18, 2025**  
4. 32.0% (16-50), Elon, Dec. 22, 2023  
**5. 32.1% (18-56), Stetson, Dec. 6, 2025**

## Most Rebounds By Opponent

- T1. 48, vs. Butler, Nov. 21, 2025**  
T1. 48, Vanderbilt, Feb. 14, 2023  
T1. 48, Texas A&M, Jan. 14, 2023  
T1. 48, #8/9 Tennessee, Jan. 7, 2023  
**T5. 45, #19/21 Florida, Jan. 28, 2026**  
T5. 45, vs. Georgia, Jan. 16, 2024

## Fewest Rebounds By Opponent

- 1. 20, Stetson, Dec. 6, 2025**  
**2. 22, SC State, Dec. 22, 2025**  
T3. 23, Presbyterian, Dec. 30, 2024  
T3. 23, vs. Virginia Tech, Nov. 10, 2023  
5. 24, Radford, Dec. 22, 2024

## Most Turnovers By Opponent

1. 17, #14/14 Miss. State, Jan. 25, 2025  
T2. 16, VMI, Nov. 13, 2023  
T2. 16, Miss. State, Jan. 31, 2023  
**T4. 15, UAlbany, Dec. 30, 2025**  
T4. 15, USC Upstate, Dec. 14, 2024  
T4. 15, at Alabama, Jan. 9, 2024  
T4. 15, Elon, Dec. 22, 2023

**BOLD** happened this season



# GAMECOCK BASKETBALL ASSISTANT COACHES & SUPPORT STAFF



## > **Tanner Bronson, Assistant Coach (Wisconsin, '08)**

- Served in same capacity at Chattanooga for five seasons (2017-22) under Paris ; fourth season at South Carolina
- Was assistant at St. Louis (2012-16) prior to joining the Mocs ; team won 103 games in his five seasons there and made three NCAA appearances, winning a game each time
- Went from manager, to walk-on to scholarship player at Wisconsin under Bo Ryan ; was on four NCAA teams (Elite Eight in '05' and Sweet Sixteen in '08')



## > **Will Bailey, Assistant Coach (UAB, '97)**

- Fourth season with the Gamecocks and second under Paris ; was an assistant under Frank Martin from 2020-22 at South Carolina
- Chicago native who most recently worked as assistant at Loyola University Chicago in 2023-24
- Had two different stints under Travis Ford at St. Louis as an assistant coach, first for four seasons from 2016-19 and then for one season in 2022-23 ; was an assistant at La Salle for six seasons and was on staff for the Explorers' 2013 Sweet 16 squad



## > **Eddie Shannon, Assistant Coach (Florida, '99)**

- Fourth season at Carolina ; spent three seasons at Chattanooga (2019-22) under Paris ; also was assistant at Canisius (2017-19)
- Played professionally overseas for 10 seasons with stops in Italy, France, Russia, Sweden, Croatia, Latvia, Greece, Australia, and Cyprus
- Four-year starter at Florida (1995-99), helping usher in the Billy Donovan era in Gainesville ; scored 1,168 career points and left as the career leader in steals (204) ; only player in school history with 200+ steals and he was also second in assists (493)



## > **David McKinley, Assistant Coach (Ohio, '13)**

- Fourth season at Carolina ; was on Paris' staff at Chattanooga for five seasons (2017-22) in variety of roles
- Served as Director of Player Development in first season at Carolina (2022-23) ; was assistant coach for the Mocs for three seasons (2019-22)
- Played collegiately at Ohio University where he was a four-year letterwinner from 2010-13 ; team captain his last two years and member of Bobcat team that won school record 29 games and advanced to the Sweet Sixteen



## > **Colby Arendale, Director of Operations (Chattanooga, '18)**

- Fourth season at Carolina ; served in the same capacity at Chattanooga under Paris for the three seasons (2019-22)
- Was a student manager in 2017-18 and then a graduate manager for the Mocs from 2018-19
- Recently completed his MBA




## > **Carey Rich, Special Assistant to the Head Coach (South Carolina, '95)**

- First official hire of the Paris era at South Carolina ; enters his fourth season with the team
- Served seven years as superintendent with the City of Columbia's Parks and Recreation Department
- Played one season at Western Carolina before returning home to finish his career with the Gamecocks (1993-95) ; scored 784 career points in Garnet & Black and dished out 340 assists in 79 games ; his 4.30 assists per game average is sixth all-time at Carolina



## > **Roman DiPasquale, Director of Video Services (Wisconsin, '11)**

- Fourth season at South Carolina ; was on the Chattanooga staff all five seasons (2017-22) under Paris serving in a variety of roles
- Worked as the video coordinator at Stanford (2014-16)
- Also has stints in the NBA with Portland (2013-14) and Philadelphia (2011-12) ; was a student manager at Wisconsin



## > **Scott Greenawalt, Strength & Conditioning Coach (Muskingum College, '98)**

- Enters his 14th season with men's basketball program in 2025-26 ; worked with men's and women's basketball at Kansas State from 2006-12 before coming to South Carolina with head coach Frank Martin
- Was a part of the staff for the best season in school history which culminated with a trip to the 2017 Final Four
- Worked at Cincinnati for eight years prior to his time in Manhattan ; was an all-conference linebacker in in for Muskingum College



**Mark Rodger**  
Athletic Trainer



**Kacey Friedman**  
Assistant Director of Operations



**Dom Campo**  
Graduate Assistant



**Michael DeBates**  
Assistant AD Communications & PR



**Sam Straker**  
Creative Media Producer



**Jeremy Ford**  
Sports Performance Nutritionist



**Kaitlyn McCanna-Doty**  
Director of Academics



**Tyson Lusk**  
Senior Associate AD Sport Admin





## **COLONIAL LIFE ARENA** (TEAM'S THREE SELLOUTS LAST SEASON TIED 15-16 FOR MOST IN CLA HISTORY) HOME OF GAMECOCK BASKETBALL SINCE 2002 • COLONIAL LIFE ARENA RECORD: 264-129 (.672)

### **FUN FACTS ABOUT COLONIAL LIFE ARENA**

- > **16,880** cubic yards of earth moved, which is enough to fill 222 swimming pools
- > **3,848** tons of steel, which would weigh equal to 96,200 quarters, which would equal \$24,050
- > **125** miles of cable, which would stretch between Columbia and Folly Beach
- > **1,872** tons of cooling, which would cool an average of 12 grocery stores
- > **205,384** bricks and **60,137** concrete blocks, which would stretch the entire length of Lake Murray (41 miles)
- > **8,750** gallons of paint, which would paint approximately 115 average Columbia 2-story houses
- > **4,781** square yards of carpet, which would carpet approximately the field at Williams-Brice Stadium
- > **443** people working on building the arena at a given time, which would staff 44 fast food restaurants
- > **1,158,000** man-hours to complete Colonial Life Arena, which would equal two working hours from each person living in the Columbia Metro area



CHRIS SILVA THROWS IN A SILVA SLAM FOR TWO OF HIS 27 POINTS THAT LED THE GAMECOCKS TO VICTORY VS. NO. 18 KENTUCKY, 76-68, ON JAN. 16, 2018. CAROLINA TRAILED BY AS MANY AS 14 POINTS IN THE SECOND HALF.

### **KEY ARENA DATES/ MEMORABLE MOMENTS**

- > **April 2001** - Construction begins
- > **Nov. 24, 2002** - Carolina defeats ETSU, 71-66, in its first contest in the building
- > **Jan. 8, 2003** - The Gamecocks post a 55-49 win in the first SEC contest at the building over Ole Miss.
- > **March 15, 2006** - Carolina defeats Western Kentucky, 74-55, in the first round of the Postseason NIT. The Gamecocks would go on to win their second straight NIT Championship later that month.
- > **Jan. 21, 2009** - Zam Fredrick scores on a last second lay-in to propel the Gamecocks past Florida, 70-69, at the buzzer. Carolina would go on to capture the 2009 SEC Eastern Division Co-Championship.
- > **Jan. 26, 2010** - Led by heralded senior Devan Downey, Carolina posted its first win over a No. 1 ranked opponent (AP poll) in school history when it defeated top-ranked Kentucky, 68-62.
- > **Feb. 7, 2017** - The Gamecocks would battle Alabama into a four-overtime contest, with the Crimson Tide eventually closing the 90-86 win. Senior guard Sindarius Thornwell scored 44 points and pulled down 21 rebounds in the game. Carolina would go on to its first Final Four in program history later that season.
- > **Nov. 15, 2019** - Carolina captures its 200th victory at Colonial Life Arena with a 90-63 win over Cleveland State.
- > **Jan. 23, 2024** - The Gamecocks dominated No. 6/6 Kentucky, 79-62. It was the program's highest margin of victory ever over a top-10 team ever.



DEVAN DOWNEY VS. KENTUCKY, JAN. 26, 2010 - HE SCORED 30 POINTS AS CAROLINA BEAT THE TOP-RANKED WILDCATS, 68-62.



TA'LON COOPER TIED A CAREER-HIGH WITH 20 POINTS IN A 79-62 ROUT OVER NO. 6/6 KENTUCKY ON JAN. 23, 2010. CAROLINA HELD THE NATION'S BEST SCORING OFFENSE TO A SEASON-LOW IN POINTS.

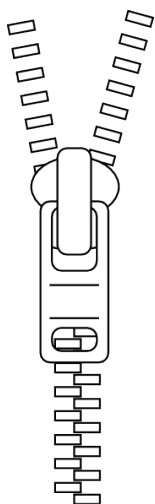


## QZ Records in 2025-26 SZN

The quarter-zip has been a featured staple of head coach Lamont Paris' wardrobe since he arrived on campus in late March of 2022. Gamecock fans across the country began to quickly realize through various posts on social media and appearances made by Paris throughout the community how important this article of clothing was to him. His commitment to wearing the 1/4 zip in any and all situations with weather playing zero factor also became very apparent. If it's 95 degrees with 100 percent humidity in the heart of July in famously hot Columbia, the chances of seeing Paris in a 1/4 zip are in the 99th percentile.

The Q-zip, as its affectionally become known by South Carolina fans far and wide, is a popular choice for fall and winter weather. It's versatile and dynamic. It's light and comfortable enough to be worn indoors, but it also is thick and durable enough to layer up when a jacket is too heavy for full comfort. Every quarter-zip is different with different features like zippered pockets for added storage. You have a number of different options to style it by simply just adjusting the zipper height.

A 1/4 zip camera has been added to all home games at CLA in honor of Paris' fashion icon status amongst the Gamecock faithful.



7-5

Black with garnet circle/  
white outlined Block C logo.



2-1

Garnet with black circle/  
white outlined Block C logo.



1-0

Black with Carolina men's  
basketball wordmark.



0-1

Black stripes with Gamecock  
logo.



1-2

Black with white circle/garnet  
outlined Block C logo.



0-1

White with Gamecock logo.



0-1

Script Carolina with CVC  
patch on sleeve.

# 2025-26 GAMECOCK SUPERLATIVES

## GAMECOCKS'

### 25-26 RECORD WHEN ...

|  |       |
|--|-------|
| At home  | 10-5  |
| On the road                                    | 1-5   |
| At neutral sites                               | 0-2   |
| In overtime                                    | 1-2   |
| vs. Top 25 team                                | 0-4   |
| vs. Top 10 team                                | -     |
| vs. Top 5 team                                 | -     |
| Leading at half                                | 11-1  |
| Trailing at half                               | 0-11  |
| Tied at half                                   | -     |
| Shooting 50% or better                         | 4-1   |
| Shooting between 39-49.9%                      | 7-9   |
| Shooting less than 39%                         | 0-2   |
| Opp. shooting 50% or better                    | 0-6   |
| Opp. shooting between 40-49.9%                 | 6-6   |
| Opp. shooting less than 40%                    | 5-0   |
| Shooting better than opp.                      | 9-1   |
| Shooting worse than/equal to opp.              | 2-11  |
| Starters out-score opp. starter                | 10-3  |
| Opp. starters score/equal more                 | 1-9   |
| Bench out-scores opp. bench                    | 8-5   |
| Opp. bench scores/equal more                   | 3-7   |
| Having more FTs than opp.                      | 8-5   |
| Having equal/less FTs than opp.                | 3-7   |
| Have more TOs than opp.                        | 5-5   |
| Having equal/less TOs than opp.                | 6-7   |
| Having more rebounds than opp.                 | 6-3   |
| Having equal/less rebounds than opp.           | 5-9   |
| Making 8 or more 3FGs                          | 7-5   |
| Having 15 or more assists                      | 9-2   |
| Score more points in paint than opp.           | 4-1   |
| Scoring equal/less points in paint than opp.   | 7-11  |
| Scoring more points off TOs than opp.          | 7-5   |
| Scoring equal/less points off TOs than opp.    | 4-7   |
| Scoring more 2nd-chance points than opp.       | 6-5   |
| Scoring equal/less 2nd-chance points than opp. | 5-7   |
| Scoring more fast break points than opp.       | 2-1   |
| Scoring equal/less fast break points than opp. | 9-11  |
| Wearing Regular White uniforms                 | 10-3  |
| Wearing Garnet uniforms                        | 1-2   |
| Wearing Black uniforms                         | 0-3   |
| Wearing Black Palmetto uniforms                | 0-1   |
| Wearing Throwback White uniforms               | 0-3   |
| Playing on live TV/live broadcast              | 11-12 |
| Playing in November                            | 5-2   |
| Playing in December                            | 4-2   |
| Playing in January                             | 2-7   |
| Playing in February                            | 0-1   |
| Playing in March                               | -     |
| Playing a day-game                             | 3-6   |
| Playing a night-game                           | 7-6   |
| Playing on a Monday                            | 1-0   |
| Playing on a Tuesday                           | 5-3   |
| Playing on a Wednesday                         | 1-2   |
| Playing on a Thursday                          | -     |
| Playing on a Friday                            | 1-1   |
| Playing on a Saturday                          | 2-5   |
| Playing on a Sunday                            | 1-1   |
| Scoring margin is 5 points or less             | 1-5   |
| Margin is between 6-10                         | 2-3   |
| Margin is between 11-20                        | 4-1   |
| Margin is more than 20                         | 4-3   |
| Scoring 59 points or less                      | 0-1   |
| Scoring 60-69 points                           | 0-3   |
| Scoring 70-79 points                           | 3-6   |
| Scoring 80-89 points                           | 5-2   |
| Scoring 90-99 points                           | 3-0   |
| Scoring 100+ points                            | -     |

## MISCELLANEOUS

|                      |    |
|----------------------|----|
| Current streak       | L4 |
| Home court streak    | L2 |
| Away streak          | L4 |
| Neutral court streak | L3 |

| Scoring Leaders  | '25-26 | Career |
|------------------|--------|--------|
| Meechie Johnson  | 13     | 35*    |
| Elijah Strong    | 6      | 6*     |
| Mike Sharavjamts | 4      | 4*     |
| Myles Stute      | 1      | 3*     |
| Eli Ellis        | 1      | 1      |
| Kobe Knox        | 1      | 1*     |

| Rebounding Leaders | '25-26 | Career |
|--------------------|--------|--------|
| Mike Sharavjamts   | 12     | 12*    |
| Meechie Johnson    | 2      | 9*     |
| Myles Stute        | 6      | 9*     |
| Kobe Knox          | 5      | 5*     |
| Hayden Assemian    | 2      | 2      |
| Eli Ellis          | 2      | 2      |
| EJ Walker          | 1      | 1      |
| Christ Essandoko   | 1      | 1*     |
| Nordin Kapic       | 1      | 1*     |

| Assists Leaders  | '25-26 | Career |
|------------------|--------|--------|
| Meechie Johnson  | 15     | 45*    |
| Kobe Knox        | 5      | 5*     |
| Mike Sharavjamts | 4      | 4*     |
| Eli Ellis        | 2      | 2      |
| Myles Stute      |        | 1*     |

| Blocks Leaders   | '25-26 | Career |
|------------------|--------|--------|
| Mike Sharavjamts | 15     | 15*    |
| Jordan Butler    | 2      | 7*     |
| Hayden Assemian  | 5      | 5      |
| Kobe Knox        | 3      | 3*     |
| Myles Stute      | 1      | 3*     |
| Meechie Johnson  | 2      | 2*     |
| Elijah Strong    | 1      | 1*     |
| Christ Essandoko | 1      | 1*     |
| Grant Polk       | 1      | 1      |

| Steals Leaders   | '25-26 | Career |
|------------------|--------|--------|
| Meechie Johnson  | 11     | 34*    |
| Myles Stute      | 6      | 13*    |
| Mike Sharavjamts | 6      | 6*     |
| Kobe Knox        | 6      | 6*     |
| Eli Ellis        | 5      | 5      |
| Elijah Strong    | 4      | 4*     |
| Jordan Butler    | 2      | 4*     |
| Hayden Assemian  | 2      | 2      |
| Grant Polk       | 1      | 1      |
| Christ Essandoko | 1      | 1*     |

| Double-Figure Scoring | '25-26 | Career |
|-----------------------|--------|--------|
| Meechie Johnson       | 17     | 65     |
| Myles Stute           | 6      | 51     |
| Kobe Knox             | 12     | 49     |
| Mike Sharavjamts      | 15     | 42     |
| Elijah Strong         | 13     | 26     |
| Nordin Kapic          | 2      | 20     |
| Eli Ellis             | 9      | 9      |
| Christ Essandoko      |        | 6      |
| Grant Polk            | 3      | 3      |
| Jordan Butler         | 1      | 2      |
| Hayden Assemian       | 1      | 1      |

| 20+ points       | '25-26 | Career |
|------------------|--------|--------|
| Meechie Johnson  | 7      | 21     |
| Myles Stute      |        | 5      |
| Christ Essandoko |        | 1      |
| Nordin Kapic     |        | 1      |
| Kobe Knox        |        | 1      |
| Elijah Strong    | 1      | 2      |

| 30+ points      | '25-26 | Career |
|-----------------|--------|--------|
| Meechie Johnson | 2      | 2      |
| Elijah Strong   | 1      | 1      |

| Double-Figure Rebounding | '25-26 | Career |
|--------------------------|--------|--------|
| Christ Essandoko         |        | 4      |
| Nordin Kapic             |        | 2      |
| Elijah Strong            |        | 2      |
| Mike Sharavjamts         | 1      | 1      |
| Kobe Knox                | 1      | 1      |
| Myles Stute              |        | 1      |

## Miscellaneous

### Largest Halftime Lead

|     |    |                       |
|-----|----|-----------------------|
| SC  | 25 | at LSU, 1/6/26        |
| Opp | 21 | at Texas A&M, 1/24/26 |

### Smallest Halftime Lead

|     |   |                              |
|-----|---|------------------------------|
| SC  | 2 | vs. Charleston So., 11/28/25 |
| Opp | 2 | Northwestern, 11/23/25       |

### Fewest Points In First Half

|     |    |                    |
|-----|----|--------------------|
| SC  | 24 | at Auburn, 1/17/26 |
| Opp | 22 | PC, 11/12/25       |

### Most Points In First Half

|     |    |                             |
|-----|----|-----------------------------|
| SC  | 50 | at LSU, 1/6/26              |
| Opp | 50 | at #17/17 Arkansas, 1/14/26 |

### Fewest Points In Second Half

|     |    |                                   |
|-----|----|-----------------------------------|
| SC  | 28 | at LSU, 1/6/26                    |
| Opp | 27 | 2x, last vs. The Citadel 12/13/25 |

### Most Points In Second Half

|     |    |                             |
|-----|----|-----------------------------|
| SC  | 49 | vs. SC State, 12/22/25      |
| Opp | 58 | at #17/17 Arkansas, 1/14/26 |

### Most Points in Overtime

|     |    |                                      |
|-----|----|--------------------------------------|
| SC  | 13 | 2x, last vs. Virginia Tech, 11/25/25 |
| Opp | 16 | Virginia Tech, 11/25/25              |

### Largest Margin of Victory

|     |    |                         |
|-----|----|-------------------------|
| SC  | 31 | vs. Stetson, 12/6/25    |
| Opp | 47 | #19/21 Florida, 1/28/26 |

### Smallest Margin of Victory

|     |   |                            |
|-----|---|----------------------------|
| SC  | 4 | vs. Southern Miss, 11/9/25 |
| Opp | 2 | Northwestern, 11/23/25     |

| 5+ assists       | '25-26 | Career |
|------------------|--------|--------|
| Meechie Johnson  | 12     | 29     |
| Mike Sharavjamts | 3      | 24     |
| Kobe Knox        | 3      | 7      |
| Eli Ellis        | 2      | 2      |

| 3+ steals        | '25-26 | Career |
|------------------|--------|--------|
| Meechie Johnson  | 4      | 7      |
| Kobe Knox        |        | 6      |
| Mike Sharavjamts |        | 6      |
| Nordin Kapic     |        | 3      |
| Myles Stute      |        | 2      |
| Eli Ellis        | 1      | 1      |
| Elijah Strong    | 1      | 1      |

| 2+ blocks        | '25-26 | Career |
|------------------|--------|--------|
| Mike Sharavjamts | 7      | 14     |
| Jordan Butler    |        | 12     |
| Kobe Knox        |        | 11     |
| Christ Essandoko |        | 9      |
| Nordin Kapic     |        | 5      |
| Elijah Strong    |        | 2      |
| Myles Stute      |        | 2      |
| Hayden Assemian  | 2      | 2      |
| Meechie Johnson  | 1      | 1      |

| Double-Doubles   | '25-26 | Career |
|------------------|--------|--------|
| Elijah Strong    |        | 2      |
| Christ Essandoko |        | 1      |
| Nordin Kapic     |        | 1      |
| Kobe Knox        | 1      | 1      |
| Mike Sharavjamts | 1      | 1      |
| Myles Stute      |        | 1      |

| Dunks            | '25-26 | Career |
|------------------|--------|--------|
| Kobe Knox        | 10     | 10*    |
| Mike Sharavjamts | 9      | 9*     |
| Hayden Assemian  | 8      | 8      |
| Jordan Butler    | 4      | 4*     |
| Cam Scott        |        | 4      |
| Myles Stute      | 3      | 5*     |
| Meechie Johnson  | 1      | 2*     |
| Elijah Strong    | 1      | 1*     |
| Christ Essandoko | 1      | 1*     |
| EJ Walker        | 1      | 1      |

- tied for team lead also included

- \* indicates at Carolina ONLY



# 2025-26 GAME-BY-GAME

|                        | Date     | Result | FG-A  | Pct   | 3FG-A | Pct   | FT-A  | Pct   | O-D-Total | PF | Pts | A  | TO | Blk | Stl | Min | Half |
|------------------------|----------|--------|-------|-------|-------|-------|-------|-------|-----------|----|-----|----|----|-----|-----|-----|------|
| NC A&T at              |          |        | 26-60 | 43.3% | 4-11  | 36.4% | 16-22 | 72.7% | 7-24-31   | 17 | 72  | 12 | 12 | 3   | 9   | 200 | 28   |
| South Carolina         | 11/4/25  | W      | 31-63 | 49.2% | 14-32 | 43.8% | 15-21 | 71.4% | 10-30-40  | 19 | 91  | 24 | 13 | 2   | 5   | 200 | 46   |
| Southern Miss at       |          |        | 29-67 | 43.3% | 5-22  | 22.7% | 16-21 | 76.2% | 13-30-43  | 21 | 79  | 10 | 9  | 3   | 8   | 225 | 34   |
| South Carolina         | 11/9/25  | W (OT) | 25-64 | 39.1% | 16-43 | 37.2% | 17-21 | 81.0% | 12-27-39  | 20 | 83  | 18 | 15 | 2   | 5   | 225 | 38   |
| Presbyterian at        |          |        | 25-59 | 42.4% | 0-8   | 0.0%  | 11-20 | 55.0% | 14-23-37  | 22 | 61  | 16 | 10 | 1   | 3   | 200 | 22   |
| South Carolina         | 11/12/25 | W      | 24-57 | 42.1% | 8-25  | 32.0% | 25-32 | 78.1% | 13-24-37  | 16 | 81  | 15 | 6  | 3   | 2   | 200 | 41   |
| Radford at             |          |        | 17-55 | 30.9% | 7-24  | 29.2% | 17-25 | 68.0% | 10-16-26  | 17 | 58  | 6  | 14 | 0   | 5   | 200 | 25   |
| South Carolina         | 11/18/25 | W      | 34-59 | 57.6% | 7-25  | 28.0% | 12-15 | 80.0% | 7-33-40   | 21 | 87  | 23 | 12 | 4   | 7   | 200 | 40   |
| South Carolina vs.     |          |        | 25-62 | 40.3% | 7-26  | 26.9% | 15-22 | 68.2% | 9-20-29   | 25 | 72  | 10 | 7  | 1   | 8   | 200 | 31   |
| Butler - &             | 11/21/25 | L      | 27-56 | 48.2% | 5-12  | 41.7% | 20-34 | 58.8% | 15-33-48  | 17 | 79  | 9  | 10 | 2   | 6   | 200 | 38   |
| South Carolina vs.     |          |        | 28-61 | 45.9% | 10-34 | 29.4% | 11-15 | 73.3% | 13-18-31  | 14 | 77  | 17 | 8  | 1   | 7   | 200 | 34   |
| Northwestern - &       | 11/23/25 | L      | 30-53 | 56.6% | 7-14  | 50.0% | 12-14 | 85.7% | 5-21-26   | 15 | 79  | 21 | 10 | 3   | 5   | 200 | 36   |
| Charleston Southern at |          |        | 25-70 | 35.7% | 7-31  | 22.6% | 5-8   | 62.5% | 13-30-43  | 21 | 62  | 12 | 10 | 5   | 2   | 200 | 28   |
| South Carolina         | 11/28/25 | W      | 25-60 | 41.7% | 5-24  | 20.8% | 19-25 | 76.0% | 7-30-37   | 12 | 74  | 10 | 5  | 3   | 5   | 200 | 30   |
| Virginia Tech at - ^   |          |        | 33-66 | 50.0% | 6-20  | 30.0% | 14-21 | 66.7% | 6-31-37   | 24 | 86  | 18 | 9  | 2   | 3   | 225 | 37   |
| South Carolina         | 11/28/25 | L      | 27-60 | 45.0% | 8-29  | 27.6% | 21-28 | 75.0% | 5-23-28   | 17 | 83  | 11 | 8  | 3   | 4   | 225 | 34   |
| Stetson at             |          |        | 18-56 | 32.1% | 4-21  | 19.0% | 11-18 | 61.1% | 8-12-20   | 12 | 51  | 10 | 7  | 1   | 9   | 200 | 24   |
| South Carolina         | 12/6/25  | W      | 30-55 | 53.5% | 12-27 | 44.4% | 10-12 | 83.3% | 10-31-41  | 18 | 82  | 16 | 13 | 1   | 2   | 200 | 43   |
| The Citadel at         |          |        | 21-57 | 36.8% | 2-19  | 10.5% | 11-20 | 55.0% | 10-22-32  | 15 | 55  | 9  | 9  | 4   | 6   | 200 | 28   |
| South Carolina         | 12/13/25 | W      | 25-59 | 42.4% | 3-23  | 13.0% | 18-21 | 85.7% | 11-29-40  | 16 | 71  | 10 | 9  | 5   | 3   | 200 | 35   |
| South Carolina at      |          |        | 19-52 | 37.3% | 4-26  | 15.4% | 19-23 | 82.6% | 9-24-34   | 26 | 61  | 10 | 14 | 1   | 7   | 200 | 27   |
| Clemson                | 12/16/25 | L      | 22-47 | 46.8% | 5-14  | 35.7% | 19-31 | 61.3% | 4-25-29   | 18 | 68  | 10 | 8  | 1   | 9   | 200 | 34   |
| SC State at            |          |        | 26-62 | 41.9% | 9-19  | 47.4% | 9-16  | 56.3% | 11-11-22  | 25 | 70  | 18 | 11 | 1   | 9   | 200 | 33   |
| South Carolina         | 12/22/25 | W      | 29-49 | 59.2% | 6-21  | 28.6% | 31-36 | 86.1% | 10-26-36  | 14 | 95  | 16 | 15 | 1   | 7   | 200 | 46   |
| Albany at              |          |        | 27-62 | 43.5% | 6-17  | 35.3% | 7-8   | 87.5% | 17-13-30  | 13 | 67  | 15 | 15 | 2   | 6   | 200 | 33   |
| South Carolina         | 12/30/25 | W      | 33-55 | 60.0% | 14-30 | 46.7% | 16-17 | 94.1% | 8-19-27   | 8  | 96  | 19 | 9  | 4   | 8   | 200 | 48   |
| #11/11 Vanderbilt at   |          |        | 29-57 | 50.9% | 10-23 | 43.5% | 15-18 | 83.3% | 8-29-37   | 15 | 83  | 17 | 7  | 3   | 2   | 200 | 42   |
| South Carolina         | 1/3/26   | L      | 25-58 | 43.1% | 7-28  | 25.0% | 14-18 | 77.8% | 5-20-25   | 15 | 71  | 15 | 4  | 0   | 4   | 200 | 34   |
| South Carolina at      |          |        | 25-53 | 47.2% | 12-21 | 57.1% | 16-21 | 76.2% | 7-23-30   | 18 | 78  | 17 | 6  | 3   | 8   | 200 | 50   |
| LSU                    | 1/6/26   | W      | 24-62 | 38.7% | 8-25  | 32.0% | 12-14 | 85.7% | 17-25-42  | 20 | 68  | 12 | 14 | 5   | 4   | 200 | 25   |
| #18/20 Georgia at      |          |        | 26-62 | 41.9% | 6-27  | 22.2% | 17-22 | 77.3% | 11-27-38  | 17 | 75  | 14 | 8  | 6   | 6   | 200 | 34   |
| South Carolina         | 1/10/26  | L      | 24-58 | 41.4% | 7-24  | 29.2% | 15-21 | 71.4% | 9-26-35   | 19 | 70  | 10 | 9  | 4   | 6   | 200 | 40   |
| South Carolina at      |          |        | 28-63 | 44.4% | 7-30  | 23.3% | 11-14 | 78.6% | 13-20-33  | 14 | 74  | 13 | 16 | 2   | 3   | 200 | 38   |
| #17/17 Arkansas        | 1/14/26  | L      | 43-73 | 58.9% | 8-21  | 38.1% | 14-17 | 82.4% | 12-24-36  | 12 | 108 | 27 | 4  | 8   | 12  | 200 | 50   |
| South Carolina at      |          |        | 23-58 | 39.7% | 8-25  | 32.0% | 13-20 | 65.0% | 13-26-39  | 21 | 67  | 11 | 15 | 4   | 5   | 200 | 24   |
| Auburn                 | 1/17/26  | L      | 23-56 | 41.1% | 2-19  | 10.5% | 23-30 | 76.7% | 11-24-35  | 18 | 71  | 10 | 11 | 8   | 11  | 200 | 30   |
| Oklahoma at            |          |        | 27-63 | 42.9% | 5-27  | 18.5% | 17-22 | 77.3% | 12-23-35  | 18 | 76  | 12 | 11 | 9   | 8   | 200 | 36   |
| South Carolina         | 1/20/26  | W      | 27-55 | 49.1% | 9-20  | 45.0% | 22-28 | 78.6% | 9-27-36   | 20 | 85  | 16 | 12 | 3   | 7   | 200 | 39   |
| South Carolina at      |          |        | 24-61 | 39.3% | 9-25  | 36.0% | 12-12 | 100%  | 7-23-30   | 11 | 69  | 12 | 10 | 5   | 6   | 200 | 25   |
| Texas A&M              | 1/24/26  | L      | 33-69 | 47.8% | 17-39 | 43.6% | 9-10  | 90.0% | 13-30-43  | 13 | 92  | 25 | 9  | 6   | 6   | 200 | 46   |
| #19/21 Florida at      |          |        | 38-61 | 62.3% | 9-21  | 42.9% | 9-21  | 42.9% | 8-37-45   | 14 | 95  | 28 | 11 | 8   | 4   | 200 | 48   |
| South Carolina         | 1/28/26  | L      | 15-58 | 25.9% | 3-20  | 15.0% | 15-17 | 88.2% | 7-17-24   | 12 | 48  | 4  | 10 | 1   | 6   | 200 | 20   |
| LSU at                 |          |        | 31-60 | 51.7% | 9-22  | 40.9% | 21-25 | 84.0% | 9-26-35   | 20 | 92  | 23 | 11 | 4   | 4   | 200 | 36   |
| South Carolina         | 1/31/26  | L      | 28-69 | 40.6% | 9-24  | 37.5% | 22-31 | 71.0% | 14-20-34  | 18 | 87  | 13 | 6  | 1   | 9   | 200 | 35   |
| South Carolina at      |          |        | 27-54 | 50.0% | 2-11  | 18.2% | 19-24 | 79.2% | 6-19-25   | 24 | 75  | 9  | 10 | 3   | 6   | 200 | 31   |
| Texas                  | 2/3/26   | L      | 24-56 | 42.9% | 7-19  | 36.8% | 29-36 | 80.6% | 17-23-40  | 19 | 84  | 11 | 11 | 1   | 5   | 200 | 35   |

**BOLD** - home game / & - Greenbrier Tip-Off (White Sulphur Springs, W. Va.) / ^ - ACC/SEC Challenge (Columbia, S.C.)

\* - indicates SEC contest



# 2025-26 SOUTH CAROLINA BASKETBALL


OVERALL: 11-12 // SEC: 2-8 // HOME: 10-5 // AWAY: 1-5 // NEUTRAL: 0-2

| DATE     | OPP.               | W/L | SCORE      | RECORD (SEC) | POINTS                    | REBOUNDS                  | ASSISTS                 | BLOCKS                 | STEALS                | ATTENDANCE |
|----------|--------------------|-----|------------|--------------|---------------------------|---------------------------|-------------------------|------------------------|-----------------------|------------|
| 11/4/25  | NC A&T             | W   | 91-72      | 1-0          | M. Johnson (14)           | Four Tied (5)             | E. Ellis (5)            | Sharavjamts/Butler (1) | M. Johnson (2)        | 12,344     |
| 11/8/25  | Southern Miss      | W   | 83-79 (OT) | 2-0          | M. Johnson (33)           | E. Ellis (7)              | K. Knox (5)             | Stute/Butler (1)       | M. Sharavjamts (2)    | 11,420     |
| 11/12/25 | Presbyterian       | W   | 81-61      | 3-0          | M. Sharavjamts (13)       | H. Assemian (8)           | E. Ellis (5)            | H. Assemian (2)        | Sharavjamts/Stute (1) | 11,874     |
| 11/18/25 | Radford            | W   | 87-58      | 4-0          | E. Strong (15)            | M. Sharavjamts (10)       | Johnson/Knox (5)        | Four tied (1)          | M. Johnson (2)        | 11,623     |
| 11/21/25 | Butler &           | L   | 72-79      | 4-1          | M. Johnson (24)           | M. Sharavjamts (6)        | K. Knox (4)             | M. Sharavjamts (1)     | E. Ellis (3)          | 1,209      |
| 11/23/25 | Northwestern &     | L   | 77-79      | 4-2          | E. Strong (16)            | M. Sharavjamts (8)        | M. Johnson (5)          | K. Knox (1)            | Three tied (2)        | 782        |
| 11/28/25 | Charleston So.     | W   | 74-62      | 5-2          | E. Strong (22)            | E. Ellis (9)              | M. Sharavjamts (7)      | M. Sharavjamts (2)     | M. Sharavjamts (2)    | 9,789      |
| 12/2/25  | Virginia Tech ^    | L   | 83-86 (OT) | 5-3          | M. Johnson/E. Strong (18) | Johnson/Sharavjamts (6)   | K. Knox (4)             | Three tied (1)         | Four tied (1)         | 11,420     |
| 12/6/25  | Stetson            | W   | 82-51      | 6-3          | M. Johnson (17)           | M. Sharavjamts (7)        | M. Johnson (7)          | M. Sharavjamts (1)     | Ellis/Knox (1)        | 9,055      |
| 12/13/25 | The Citadel        | W   | 71-55      | 7-3          | M. Johnson (19)           | M. Sharavjamts (7)        | Johnson/Sharavjamts (3) | M. Sharavjamts (2)     | Three tied (1)        | 10,199     |
| 12/16/25 | at Clemson         | L   | 61-68      | 7-4          | Knox/Sharavjamts (13)     | Essandoko/Sharavjamts (7) | M. Johnson (4)          | M. Sharavjamts (1)     | M. Johnson (3)        | 9,000      |
| 12/22/25 | SC State           | W   | 95-70      | 8-4          | Stute/Sharavjamts (15)    | M. Stute (7)              | Johnson/Knox (5)        | M. Sharavjamts (1)     | M. Johnson (3)        | 10,171     |
| 12/30/25 | Albany             | W   | 96-67      | 9-4          | M. Johnson (15)           | Assemian/Stute (5)        | M. Sharavjamts (7)      | H. Assemian (2)        | Eight tied (1)        | 9,501      |
| 1/3/26   | #11/11 Vanderbilt  | L   | 71-83      | 9-5 (0-1)    | E. Strong (17)            | M. Stute (6)              | M. Johnson (6)          | no blocks              | M. Stute (2)          | 9,760      |
| 1/6/26   | at LSU             | W   | 78-68      | 10-5 (1-1)   | E. Strong (30)            | M. Sharavjamts (7)        | M. Johnson (6)          | M. Sharavjamts (2)     | M. Johnson (3)        | 6,303      |
| 1/10/26  | #18/20 Georgia     | L   | 70-75      | 10-6 (1-2)   | M. Sharavjamts (18)       | K. Knox (10)              | M. Johnson (5)          | M. Johnson (2)         | K. Knox (2)           | 11,091     |
| 1/14/26  | at #17/17 Arkansas | L   | 74-108     | 10-7 (1-3)   | M. Johnson (29)           | M. Sharavjamts (6)        | M. Johnson (6)          | M. Sharavjamts (2)     | Three tied (1)        | 19,200     |
| 1/17/26  | at Auburn          | L   | 67-71      | 10-8 (1-4)   | M. Johnson (17)           | Knox/Stute (9)            | M. Johnson (6)          | M. Sharavjamts (2)     | M. Johnson (3)        | 9,121      |
| 1/20/26  | Oklahoma           | W   | 85-76      | 11-8 (2-4)   | M. Johnson (20)           | K. Knox (7)               | M. Sharavjamts (5)      | Three tied (1)         | Three tied (2)        | 10,861     |
| 1/24/26  | at Texas A&M       | L   | 69-92      | 11-9 (2-5)   | M. Johnson (26)           | Three tied (5)            | M. Johnson (5)          | M. Sharavjamts (3)     | M. Stute (2)          | 10,357     |
| 1/28/26  | #21/19 Florida     | L   | 48-95      | 11-10 (2-6)  | E. Ellis (13)             | EJ Walker (6)             | M. Johnson (2)          | K. Knox (1)            | E. Ellis (2)          | 12,686     |
| 1/31/26  | LSU                | L   | 87-92 (OT) | 11-11 (2-7)  | M. Johnson (21)           | M. Sharavjamts (7)        | M. Johnson (6)          | M. Sharavjamts (1)     | E. Strong (3)         | 10,738     |
| 2/3/26   | at Texas           | L   | 75-84      | 11-12 (2-8)  | M. Johnson (35)           | K. Knox (7)               | M. Johnson (6)          | M. Sharavjamts (2)     | Johnson/Knox (2)      | 10,286     |


**BOLD** - home game / & - Greenbrier Tip-Off (White Sulphur Springs, W. Va.) / ^ - ACC/SEC Challenge (Columbia, S.C.)

\* - indicates SEC contest





91



72


GAME 1 vs. NC A&T

Columbia, S.C.


Colonial Life Arena

Nov. 4, 2025

Five score in double-figures with two more players at 9 points each



83



79


GAME 2 vs. Southern Miss

Columbia, S.C.


Colonial Life Arena

Nov. 9, 2025

Johnson's late heroics rally Gamecocks past Golden Eagles



81



61

GAME 3 vs. Presbyterian

Columbia, S.C.

Colonial Life Arena

Nov. 12, 2025

Freshmen shine as Polk goes 4-for-4 from 3 off bench

**COLUMBIA, S.C. (AP)** – Meechie Johnson scored 14 points and South Carolina made 14 3-pointers to help cruise past North Carolina A&T 91-72 on Tuesday night in the season opener for both teams.

Johnson made a pair of 3s to go with five rebounds, four assists and two steals.

Nordin Kopic added 13 points and hit three 3-pointers, leading nine Gamecocks who made a least one bucket from long range. Kobe Knox chipped in with 12 points.

The Gamecocks shot 31 of 63 overall (49%) and 14 of 32 (44%) from beyond the arc.

Lureon Walker led NC A&T with 22 points. Lewis Walker added 16 points and Amadou Doumbia grabbed 10 rebounds for the Aggies.

South Carolina has 12 new players on its roster with returners Jordan Butler, Myles Stute and Cam Scott. Johnson, an All-SEC player in 2024 for the Gamecocks, spent last season at Ohio State where he began his college career.

Stute and Butler scored nine points apiece against the Aggies.

**COLUMBIA, S.C. (AP)** — Meechie Johnson scored 14 of his career-high 33 points in the final 3:39 of regulation and South Carolina rallied to beat Southern Mississippi 83-79 in overtime on Sunday night.

Israel Hart hit a jumper to give Southern Miss its largest lead at 65-54 with 3:50 left in regulation before Johnson took over. He hit four 3-pointers in a row and then made two free throws with 5 seconds left to tie it at 70. Johnson accounted for all but two of the Gamecocks' final 16 points in forcing OT.

Johnson didn't score in the extra 5-minute period until making the first of two foul shots with 1:10 remaining for a 76-75 lead. Myles Stute followed with a 3-pointer for a two-possession lead with 32 seconds left. Johnson made two free throws 11 seconds later and the Gamecocks (2-0) held on. Johnson made 9 of 19 shots, including 7 of 14 from beyond the arc, and 8 of 11 free throws.

Freshman Eli Ellis had 20 points and seven rebounds off the bench for South Carolina and Mike Sharavjams scored 17.

Isaac Taveras led the Golden Eagles (1-2) with 25 points on 10-of-14 shooting and grabbed eight rebounds. Tylik Weeks had 20 and seven boards, while Hart added 17 points with four rebounds and four assists off the bench.

The Golden Eagles grabbed their first lead at 41-38 on a Taveras 3-pointer with 17:37 left in regulation.

**COLUMBIA, S.C. (AP)** — Mike Sharavjams scored 13 points to lead four in double-figure scoring, and South Carolina jumped out to an early lead and beat Presbyterian 81-61 on Wednesday night.

Grant Polk scored 12 points on four 3-pointers for South Carolina (3-0). Jordan Butler and Myles Stute added 11 points apiece. Eli Ellis and Meechie Johnson each chipped in with nine points.

The Gamecocks had a double-digit lead mid-way through the first half and led 41-22 at the break. Polk made three 3s to pace the Gamecocks. Pierce scored 12 first-half point for the Blue Hose.

Stute's 3-pointer followed by a Johnson layup gave South Carolina its largest lead, 73-39, with about 10 minutes to play.

Jonah Pierce scored 19 points and grabbed nine rebounds for Presbyterian (3-2). Carl Parrish added 15 points and Chidi Chiakwelu had 11. Jaylen Peterson grabbed 11 rebounds.


Each team shot 42% from the floor but South Carolina hit 8 of 25 (32%) from distance, while Presbyterian missed all eight of its attempts from long range.

GAME 1

GAME 2

GAME 3

|  |                 |                  |                       |       |          |                          |       |       |     |
|--|-----------------|------------------|-----------------------|-------|----------|--------------------------|-------|-------|-----|
| Official Basketball Box Score - Final                    |                 |                  |                       |       |          |                          |       |       |     |
| N.C. A&T at South Carolina                               |                 |                  |                       |       |          |                          |       |       |     |
| 11/05/25 Colonial Life Arena, Columbia                   |                 |                  |                       |       |          |                          |       |       |     |
| 2025-26 South Carolina Men's Basketball                  |                 |                  |                       |       |          |                          |       |       |     |
| Officials: Courtney Green, Landon Brantley, John Johnson |                 |                  |                       |       |          |                          |       |       |     |
| Game Time: 1:00 PM                                       |                 |                  |                       |       |          |                          |       |       |     |
| Game Duration: 1:58                                      |                 |                  |                       |       |          |                          |       |       |     |
| Attendance: 12,344                                       |                 |                  |                       |       |          |                          |       |       |     |
| N.C. A&T - 72  |                 |                  |                       |       |          |                          |       |       |     |
| Record: 0-1  |                 |                  |                       |       |          |                          |       |       |     |
| NO. Name   | Min             | FG               | 3P                    | FT    | Rebounds | Fouls                    | TP    | AS    | TS  |
| 8 Zankou Weluche-Ume                                     | 18:08           | 1-3              | 0-1                   | 0-0   | 2        | 2                        | 4     | 0     | 2   |
| 14 Amadou Doumbia  | 21:27           | 3-6              | 0-1                   | 1-5   | 5        | 10                       | 0     | 3     | 7   |
| 0 Lureon Walker  | 34:38           | 9-16             | 2-4                   | 2-2   | 0        | 1                        | 1     | 0     | 2   |
| 1 Trent Middleton Jr.                                    | 21:48           | 4-7              | 0-0                   | 2-4   | 1        | 2                        | 3     | 2     | 1   |
| 11 Dwayne Pierce   | 32:12           | 2-8              | 1-1                   | 1-1   | 0        | 3                        | 3     | 1     | 6   |
| 4 Bryson Ogileles  | 16:58           | 1-4              | 1-2                   | 0-0   | 1        | 2                        | 3     | 1     | 0   |
| 5 Lewis Walker   | 28:30           | 5-9              | 0-2                   | 6-6   | 4        | 0                        | 4     | 3     | 16  |
| 7 Brooklyn Vick  | 14:25           | 0-4              | 0-0                   | 0     | 0        | 0                        | 2     | 0     | 3   |
| 32 KU Dedrick  | 14:50           | 1-3              | 0-0                   | 4-4   | 0        | 2                        | 2     | 4     | 0   |
| 34 Will Felton   | 01:05           | 0-0              | 0-0                   | 0     | 0        | 0                        | 0     | 0     | 0   |
| Team   |                 | 26-60            | 4-11                  | 16-22 | 7        | 24                       | 31    | 17    | 18  |
| Totals   |                 | 26-60            | 4-11                  | 16-22 | 7        | 24                       | 31    | 17    | 18  |
| Major Fouls: NONE  |                 |                  |                       |       |          |                          |       |       |     |
| Shooting By Period                                       |                 |                  |                       |       |          |                          |       |       |     |
| 1st FG   | 15-31           | 35.5%            | 3PT                   | 2-8   | 25.0%    | FT                       | 4-7   | 57.1% |     |
| 2nd FG   | 15-29           | 51.7%            | 3PT                   | 2-3   | 66.7%    | FT                       | 12-15 | 80%   |     |
| 3rd FG   | 15-20           | 75.0%            | 3PT                   | 4-11  | 36.4%    | FT                       | 15-22 | 72.7% |     |
| 4th FG   | 15-21           | 71.4%            | 3PT                   | 14-20 | 70%      | FT                       | 15-21 | 71.4% |     |
| Dead Ball Rebounds: 3-1                                  |                 |                  |                       |       |          |                          |       |       |     |
| South Carolina - 91                                      |                 |                  |                       |       |          |                          |       |       |     |
| Record: 1-0  |                 |                  |                       |       |          |                          |       |       |     |
| NO. Name   | Min             | FG               | 3P                    | FT    | Rebounds | Fouls                    | TP    | AS    | TS  |
| 10 Myles Stute   | 21:27           | 2-7              | 2-6                   | 3-4   | 2        | 3                        | 5     | 1     | 2   |
| 24 Nordin Kopic  | 17:49           | 5-7              | 3-5                   | 0-0   | 1        | 4                        | 5     | 1     | 1   |
| 4 Kobe Knox  | 23:28           | 4-9              | 2-4                   | 2-2   | 1        | 3                        | 1     | 1     | 2   |
| 5 Meechie Johnson  | 26:14           | 5-13             | 2-5                   | 2-5   | 0        | 5                        | 3     | 7     | 4   |
| 15 Eli Ellis   | 20:59           | 2-4              | 0-1                   | 0-0   | 0        | 5                        | 5     | 1     | 4   |
| 55 Mike Sharavjams                                       | 06:12           | 1-1              | 0-0                   | 0     | 0        | 2                        | 2     | 0     | 0   |
| 20 Hayden Asseman  | 13:14           | 4-5              | 1-2                   | 2-2   | 2        | 2                        | 1     | 1     | 1   |
| 31 Elijah Strong   | 12:21           | 1-3              | 1-3                   | 0-0   | 1        | 2                        | 3     | 0     | 2   |
| 0 Jordan Butler  | 09:14           | 2-2              | 1-1                   | 4-6   | 0        | 0                        | 3     | 3     | 0   |
| 2 Christ Essandoko                                       | 10:38           | 1-4              | 1-1                   | 0-0   | 1        | 1                        | 0     | 0     | 1   |
| 14 Eli Sparkman  | 07:25           | 0-1              | 0-1                   | 0-0   | 0        | 2                        | 1     | 0     | 0   |
| Team   |                 | 31-62            | 14-32                 | 15-21 | 10       | 30                       | 40    | 17    | 24  |
| Totals   |                 | 31-62            | 14-32                 | 15-21 | 10       | 30                       | 40    | 17    | 24  |
| Major Fouls: Strong (7) 1 1 1 1 2 3                      |                 |                  |                       |       |          |                          |       |       |     |
| Shooting By Period                                       |                 |                  |                       |       |          |                          |       |       |     |
| 1st FG   | 15-27           | 55.6%            | 3PT                   | 7-14  | 50.0%    | FT                       | 7-10  | 70%   |     |
| 2nd FG   | 15-36           | 41.7%            | 3PT                   | 8-11  | 72.7%    | FT                       | 14-20 | 70%   |     |
| 3rd FG   | 15-21           | 71.4%            | 3PT                   | 14-20 | 70%      | FT                       | 15-21 | 71.4% |     |
| 4th FG   | 15-21           | 71.4%            | 3PT                   | 14-20 | 70%      | FT                       | 15-21 | 71.4% |     |
| Dead Ball Rebounds: 3-0                                  |                 |                  |                       |       |          |                          |       |       |     |
| Biggest lead   |                 |                  |                       |       |          |                          |       |       |     |
| Best Scoring Run   | 0 (1 1st 20:00) | 28 (2 1st 20:20) | Points from Turnovers | 34    | 8        | Period by Period Scoring | 1st   | 2nd   | TOT |
| Lead Changes   | 0               | 0                | Second Chance         | 5     | 13       | A&T                      | 28    | 44    | 72  |
| Times Tied   | 0               | 0                | Fast Breaks           | 28    | 9        | USC                      | 46    | 45    | 91  |
| Time with Lead   | 00:00           | 39:45            | Bench                 | 25    | 39       |                          |       |       |     |



Official Basketball Box Score - Final

Southern Miss. at South Carolina

11/09/25 Colonial Life Arena, Columbia

2025-26 South Carolina Men's Basketball

Officials: Will Howard, Garin Shanon, Matt Jarron

Game Time: 1:00 PM

Game Duration: 2:25

Attendance: 11,420

Southern Miss. - 79

Record: 0-1

| NO. Name           | Min   | FG    | 3P   | FT    | Rebounds | Fouls | TP | AS | TS | Blocks | BB | HA | Shooting By Period      |
|--------------------|-------|-------|------|-------|----------|-------|----|----|----|--------|----|----|-------------------------|
| 4 Tylik Weeks      | 37:45 | 7-13  | 0-1  | 6-7   | 2        | 5     | 3  | 4  | 20 | 1      | 0  | 1  | 1st FG: 12-28 42.9%     |
| 15 Djani Biret     | 13:54 | 0-1   | 0-0  | 0-0   | 1        | 2     | 3  | 1  | 0  | 1      | 0  | 0  | 3PT: 2-12 16.7%         |
| 1 Curt Lewis       | 10:28 | 1-4   | 1-4  | 2-2   | 1        | 3     | 4  | 1  | 5  | 1      | 1  | 0  | FT: 9-10 89%            |
| 10 Isaac Taveras   | 20:07 | 10-14 | 1-3  | 4-7   | 4        | 4     | 4  | 4  | 25 | 1      | 3  | 0  | 2nd FG: 14-29 48.3%     |
| 13 Dylan Brumfield | 18:24 | 1-2   | 0-1  | 0-0   | 0        | 1     | 2  | 1  | 2  | 0      | 2  | 0  | 1st FT: 5-6 83.3%       |
| 0 Israel Hart      | 27:34 | 6-17  | 1-5  | 4-5   | 0        | 4     | 4  | 3  | 17 | 4      | 2  | 1  | OT FG: 3-10 30.0%       |
| 12 Felipe Patino   | 17:19 | 2-3   | 1-2  | 0-0   | 1        | 0     | 1  | 2  | 1  | 5      | 0  | 0  | FT: 3-4 75.0%           |
| 21 U Ezuma         | 16:27 | 1-5   | 0-0  | 0-0   | 1        | 1     | 2  | 2  | 1  | 0      | 1  | 1  | 1st FT: 3-5 60%         |
| 6 Robert Coward    | 15:53 | 0-4   | 0-2  | 0-0   | 0        | 0     | 2  | 0  | 0  | 0      | 0  | 0  | GM FG: 26-67 43.3%      |
| 7 Falou Diagne     | 07:43 | 1-2   | 1-2  | 0-0   | 0        | 2     | 2  | 0  | 0  | 0      | 0  | 0  | 3PT: 5-12 41.7%         |
| 22 Tegra Izay      | 19:14 | 0-1   | 0-0  | 0-0   | 1        | 5     | 6  | 1  | 1  | 0      | 0  | 0  | 2nd FT: 5-11 45.5%      |
| 3 Chante Trumble   | 01:06 | 0-1   | 0-0  | 0-0   | 0        | 0     | 0  | 0  | 0  | 0      | 0  | 0  | 3PT: 5-12 41.7%         |
| 2 Brewer Carruth   | 00:04 | 0-0   | 0-0  | 0-0   | 0        | 0     | 0  | 0  | 0  | 0      | 0  | 0  | 1st FT: 16-21 76.2%     |
| Team               |       | 29-67 | 5-22 | 16-21 | 13       | 30    | 43 | 21 | 79 | 8      | 13 | 2  | Dead Ball Rebounds: 2-0 |
| Totals             |       | 29-67 | 5-22 | 16-21 | 13       | 30    | 43 | 21 | 79 | 8      | 13 | 2  |                         |

Major Fouls: NONE


Southern Carolina - 83

Record: 1-0

| NO. Name           | Min   | FG    | 3P    | FT    | Rebounds | OR | DR | Fouls | TP | AS | TS | Blocks | BB | HA | Shooting By Period      |
|--------------------|-------|-------|-------|-------|----------|----|----|-------|----|----|----|--------|----|----|-------------------------|
| 10 Myles Stute     | 30:18 | 2-7   | 2-7   | 0-0   | 2        | 2  | 1  | 0     | 6  | 3  | 1  | 1      | 1  | 0  | 1st FG: 13-33 39.4%     |
| 24 Nordin Kopic    | 17:21 | 2-3   | 1-2   | 0-0   | 1        | 2  | 3  | 1     | 5  | 1  | 1  | 0      | 0  | 0  | 3PT: 9-24 37.5%         |
| 4 Kobe Knox        | 21:01 | 1-5   | 0-3   | 0-0   | 1        | 3  | 4  | 1     | 3  | 1  | 2  | 1      | 0  | 0  | FT: 3-3 100%            |
| 5 Meechie Johnson  | 32:55 | 9-19  | 7-14  | 8-11  | 0        | 3  | 3  | 6     | 33 | 5  | 1  | 0      | 0  | 4  | 2nd FG: 10-25 40.0%     |
| 55 Mike Sharavjams | 05:30 | 1-2   | 0-1   | 2-2   | 2        | 3  | 5  | 4     | 3  | 1  | 2  | 0      | 1  | 0  | 1st FT: 6-9 66.7%       |
| 0 Jordan Butler    | 11:17 | 0-2   | 0-0   | 2-2   | 1        | 3  | 2  | 1     | 0  | 1  | 0  | 0      | 0  | 0  | OT FG: 2-6 33.3%        |
| 15 Eli Ellis       | 35:25 | 5-11  | 3-6   | 7-8   | 1        | 0  | 7  | 2     | 20 | 2  | 1  | 1      | 0  | 1  | 2nd FT: 14-20 70.0%     |
| 20 Hayden Asseman  | 21:28 | 0-0   | 0-0   | 2-4   | 4        | 6  | 3  | 3     | 0  | 2  | 0  | 0      | 0  | 0  | FT: 8-9 88.9%           |
| 31 Grant Polk      | 04:20 | 0-2   | 0-1   | 0-0   | 1        | 0  | 1  | 0     | 1  | 0  | 0  | 0      | 0  | 1  | GM FG: 25-64 39.1%      |
| 31 Elijah Strong   | 12:44 | 0-3   | 0-2   | 0-0   | 0        | 1  | 1  | 0     | 0  | 1  | 3  | 0      | 0  | 0  | 3PT: 15-43 37.2%        |
| 2 Christ Essandoko | 01:41 | 0-0   | 0-0   | 0-0   | 0        | 0  | 0  | 0     | 0  | 0  | 0  | 0      | 0  | 0  | FT: 17-21 81.0%         |
| Team               |       | 25-64 | 16-43 | 17-21 | 12       | 27 | 39 | 20    | 83 | 15 | 5  | 2      | 3  | 4  | Dead Ball Rebounds: 1-1 |
| Totals             |       | 25-64 | 16-43 | 17-21 | 12       | 27 | 39 | 20    | 83 | 15 | 5  | 2      | 3  | 4  |                         |

Major Fouls: NONE


|                  | USM              | USC              | Points from Turnovers | USM/USC         | Period by Period Scoring |
|------------------|------------------|------------------|-----------------------|-----------------|--------------------------|
| Biggest lead     | 11 (2 1st 3:50)  | 16 (1 1st 11:21) | 25                    | 6               | 1st 2nd OT TOT           |
| Best Scoring Run | 14 (2 1st 17:37) | 9 (1 1st 14:13)  | 14                    | 14              | USM 34 36 9 79           |
| Lead Changes     | 2                | 2                | Second Chance         | 12              | 6                        |
| Times Tied       | 2                | 0                | Fast Breaks           | 16              | 9                        |
| Time with Lead   | 19:06            | 22:32            | Branch                | 27              | 20                       |
|                  |                  |                  |                       | USC 38 32 13 83 |                          |



PRINT BASKETBALL







74

62

GAME 7 vs. Charleston So.

Columbia, S.C.

Colonial Life Arena

Nov. 28, 2025

Strong scores 22 (20 in 2nd half) in just 16 minutes off bench

COLUMBIA, S.C. (AP) – Elijah Strong scored 20 of his season-high 22 points in the second half and South Carolina beat Charleston Southern 74-62 on Friday.


The Gamecocks pulled away when Kobe Knox scored on a one-handed dunk, sparking a 16-4 run for a 57-45 lead with about seven minutes to play. Strong scored seven points during the stretch.

A little more than a minute later, Jesse Hafemeister answered with a 3-pointer and Brycen Blaine made a layup to pull the Buccaneers to 57-50 but they didn't get closer.

Strong, who spent the past two seasons at Boston College, shot 8 of 11 in the second half. Knox finished with 15 points and Nordin Kapic added 11 for South Carolina (5-2), which ended a two-game skid.

Blaine scored 23 points to lead Charleston Southern (5-4). Alahn Sumler added 14 points and Hafemeister had 10.

Knox scored seven points to help the Gamecocks build a 30-28 halftime advantage. Blaine scored 12 first-half points to pace Charleston Southern. A Blaine 3-pointer gave the Buccaneers their last lead, 40-39, with about 13 minutes left in the second half.



83

86

GAME 8 vs. Virginia Tech

Columbia, S.C.

Colonial Life Arena

Dec. 2, 2025

7 p.m. (ET) - SEC Network

COLUMBIA, S.C. (AP) – Amari Hansberry scored 22 points and hauled in 14 rebounds, Ben Hammond added 16 points, and Virginia Tech took down South Carolina 86-83 in overtime on Tuesday night in an ACC/SEC Challenge matchup.


Hansberry (10 of 16 from the floor) picked up his fourth double-double of the season in 39 minutes of action. The overtime frame featured nine lead changes and five ties, and Virginia Tech took the lead for good as Hammond made a layup with 13 seconds on the clock.

The Hokies (7-2) led for most of the first half, opening on an 8-1 run and keeping pace the rest of the way. They took a 37-34 lead into halftime.

South Carolina took the lead late in the second half thanks to a 7-0 run, capped off by Mike Sharavjamts' five-straight points. The game went to overtime tied at 70 after Hansberry made a layup with 2:43 remaining, and the teams couldn't find a way to score in the final minutes.

Meechie Johnson paced the Gamecocks (5-3) with 18 points on 7-of-12 shooting, adding six rebounds. Elijah Strong also had 18 points (6-of-16 shooting).

The Hokies won their first game in the third edition of the ACC/SEC Challenge, losing to Auburn and Vanderbilt in 2023 and 2024, respectively.



82

51

GAME 9 vs. Stetson

Columbia, S.C.

Colonial Life Arena

Dec. 6, 2025

Gamecocks hit 12 3s and shoot 54.5% in rout of Hatters

COLUMBIA, S.C. (AP) — Meechie Johnson scored 17 points and South Carolina beat Stetson 82-51 on Saturday.

Johnson made all five of his field-goal attempts, including two 3-pointers, and all five free throws while also handing out five assists. Grant Polk made 4 of 6 3-pointers and scored 12 points. Elijah Strong had a pair of 3s and 12 points for the Gamecocks (6-3), who shot 55%, including 44% from the arc (12 of 27).

Collin Kuhl, Ethan Copeland and Jamie Phillips Jr. scored 10 points apiece for the Hatters (3-8), who lost their fifth straight after shooting 32% and making just 4 of 21 3-pointers.

Stetson scored the first five points before South Carolina went on a 18-4 run capped by consecutive 3-pointers by Strong and the Gamecocks led the rest of the way. They finished the first half on an 18-3 run with Johnson scoring the final six points with a three-point play and a 3-pointer for a 43-24 lead.

The Gamecocks remained comfortably ahead in the second half, taking their largest lead of 33 with under three minutes to go.

## GAME 7

| Official Basketball Box Score - Final   |  |  |  |  |  |  |  |  |  |  |  |  |  |  |
|---|--|--|--|--|--|--|--|--|--|--|--|--|--|--|
| Charleston So. at South Carolina  |  |  |  |  |  |  |  |  |  |  |  |  |  |  |
| Game Time: 2:01 PM<br>Game Duration: 1:53<br>Attendance: 5,789                    |  |  |  |  |  |  |  |  |  |  |  |  |  |  |
| 11/28/25 Colonial Life Arena, Columbia<br>2025-26 South Carolina Men's Basketball |  |  |  |  |  |  |  |  |  |  |  |  |  |  |
| Officials: Jason Biles, Rob Rife, Jesse Neaves                                    |  |  |  |  |  |  |  |  |  |  |  |  |  |  |
| Charleston So. - 62   |  |  |  |  |  |  |  |  |  |  |  |  |  |  |
| Record: 5-4   |  |  |  |  |  |  |  |  |  |  |  |  |  |  |
| Shooting By Period  |  |  |  |  |  |  |  |  |  |  |  |  |  |  |
| 1st FG%: 15.4% 32.4%  |  |  |  |  |  |  |  |  |  |  |  |  |  |  |
| 2nd FG%: 14.3% 38.9%  |  |  |  |  |  |  |  |  |  |  |  |  |  |  |
| 3rd FG%: 4.7% 23.5%   |  |  |  |  |  |  |  |  |  |  |  |  |  |  |
| 4th FG%: 2.5% 40%   |  |  |  |  |  |  |  |  |  |  |  |  |  |  |
| GMFG%: 25.0% 35.7%  |  |  |  |  |  |  |  |  |  |  |  |  |  |  |
| 3PT%: 7.3% 22.6%  |  |  |  |  |  |  |  |  |  |  |  |  |  |  |
| FT%: 5.8% 62.5%   |  |  |  |  |  |  |  |  |  |  |  |  |  |  |
| Dead Ball Rebounds: 2.0   |  |  |  |  |  |  |  |  |  |  |  |  |  |  |
| Team  |  |  |  |  |  |  |  |  |  |  |  |  |  |  |
| Totals  |  |  |  |  |  |  |  |  |  |  |  |  |  |  |
| 25-70 7-31 5-8 13 30 43 21 12 62 12 5 3 1-12                                      |  |  |  |  |  |  |  |  |  |  |  |  |  |  |
| Major Fouls: NONE   |  |  |  |  |  |  |  |  |  |  |  |  |  |  |
| South Carolina - 74   |  |  |  |  |  |  |  |  |  |  |  |  |  |  |
| Record: 5-3   |  |  |  |  |  |  |  |  |  |  |  |  |  |  |
| Shooting By Period  |  |  |  |  |  |  |  |  |  |  |  |  |  |  |
| 1st FG%: 12.3% 36.4%  |  |  |  |  |  |  |  |  |  |  |  |  |  |  |
| 2nd FG%: 3.1% 23.1%   |  |  |  |  |  |  |  |  |  |  |  |  |  |  |
| 3rd FG%: 13.2% 48.1%  |  |  |  |  |  |  |  |  |  |  |  |  |  |  |
| 4th FG%: 15.1% 88.2%  |  |  |  |  |  |  |  |  |  |  |  |  |  |  |
| GMFG%: 25.0% 41.7%  |  |  |  |  |  |  |  |  |  |  |  |  |  |  |
| 3PT%: 5.0% 20.0%  |  |  |  |  |  |  |  |  |  |  |  |  |  |  |
| FT%: 19.2% 76.0%  |  |  |  |  |  |  |  |  |  |  |  |  |  |  |
| Dead Ball Rebounds: 4.3   |  |  |  |  |  |  |  |  |  |  |  |  |  |  |
| Team  |  |  |  |  |  |  |  |  |  |  |  |  |  |  |
| Totals  |  |  |  |  |  |  |  |  |  |  |  |  |  |  |
| 25-60 2-24 19-25 7 30 37 12 21 74 10 5 3 5 1-12                                   |  |  |  |  |  |  |  |  |  |  |  |  |  |  |
| Major Fouls: NONE   |  |  |  |  |  |  |  |  |  |  |  |  |  |  |
| Period by Period Scoring  |  |  |  |  |  |  |  |  |  |  |  |  |  |  |
| 1st 2nd TOT   |  |  |  |  |  |  |  |  |  |  |  |  |  |  |
| CSU 28 34 62  |  |  |  |  |  |  |  |  |  |  |  |  |  |  |
| USC 28 34 62  |  |  |  |  |  |  |  |  |  |  |  |  |  |  |
| Points from   |  |  |  |  |  |  |  |  |  |  |  |  |  |  |
| Turnovers   |  |  |  |  |  |  |  |  |  |  |  |  |  |  |
| Paint   |  |  |  |  |  |  |  |  |  |  |  |  |  |  |
| Second Chance   |  |  |  |  |  |  |  |  |  |  |  |  |  |  |
| Fast Breaks   |  |  |  |  |  |  |  |  |  |  |  |  |  |  |
| Bench   |  |  |  |  |  |  |  |  |  |  |  |  |  |  |
| USC 30 44 74  |  |  |  |  |  |  |  |  |  |  |  |  |  |  |
| Times Tied  |  |  |  |  |  |  |  |  |  |  |  |  |  |  |
| Time with Lead  |  |  |  |  |  |  |  |  |  |  |  |  |  |  |
| 02:49 31:42   |  |  |  |  |  |  |  |  |  |  |  |  |  |  |

## GAME 8

Official Basketball Box Score - Final  
Virginia Tech at South Carolina  
12/02/25 Colonial Life Arena, Columbia  
2025-26 South Carolina Men's Basketball

Game Time: 7:00 PM  
Game Duration: 2:15  
Attendance: 11,420

Officials: Doug Shoop, Ben Leno, Lucas Santos

Virginia Tech - 86

Record: 7-2

| NO. Name            | Min     | FG    | 3P   | FT    | Rebounds | TO | PF | TS | AST | BLK | STL | pts | plus/minus |   |    |
|---------------------|---------|-------|------|-------|----------|----|----|----|-----|-----|-----|-----|------------|---|----|
|                     |         | M     | A    | M     | A        | M  | A  |    |     |     |     |     |            |   |    |
| 13 Amari Hansberry  | F 38:30 | 16    | 0    | 1     | 24       | 8  | 12 | 4  | 4   | 6   | 22  | 3   | 1          | 2 | 9  |
| 17 Antonio Davis    | C 29:56 | 4     | 0    | 10    | 2        | 2  | 4  | 2  | 14  | 0   | 8   | 2   | 1          | 0 | 10 |
| 0 Jalen Dedmon      | G 22:30 | 3     | 1    | 3     | 22       | 2  | 4  | 6  | 1   | 1   | 9   | 0   | 1          | 0 | 10 |
| 10 Tyler Johnson    | F 23:39 | 5     | 0    | 4     | 5        | 3  | 1  | 1  | 5   | 0   | 9   | 1   | 0          | 1 | 9  |
| 17 Nickolas Andrias | G 35:05 | 11    | 1    | 4     | 22       | 0  | 9  | 8  | 5   | 1   | 13  | 0   | 0          | 0 | 18 |
| 2 Jaden Schuch      | 30:45   | 4     | 0    | 25    | 23       | 1  | 0  | 1  | 1   | 12  | 0   | 0   | 0          | 0 | -4 |
| 8 Ben Hammond       | 31:14   | 5     | 9    | 24    | 4        | 12 | 3  | 2  | 3   | 16  | 2   | 4   | 2          | 0 | -5 |
| 5 Sir Crome Gurka   | 06:09   | 0     | 0    | 0     | 10       | 0  | 1  | 0  | 1   | 0   | 0   | 0   | 0          | 0 | -2 |
| 3 Christine Gurdak  | 04:42   | 2     | 0    | 0     | 22       | 0  | 0  | 2  | 1   | 6   | 0   | 1   | 0          | 0 | -3 |
| 4 Jash Pashia       | 10:22   | 0     | 1    | 1     | 1        | 0  | 0  | 0  | 0   | 0   | 0   | 0   | 0          | 0 | -3 |
| Team                |         |       |      |       |          | 0  | 1  | 1  | 0   | 0   | 0   | 0   | 0          | 0 | 0  |
| Totals              |         | 33-60 | 6-20 | 14-21 | 6        | 31 | 37 | 24 | 17  | 86  | 19  | 3   | 2          | 3 | 3  |

Major Fouls: NONE

South Carolina - 83

Record: 5-3

| NO. Name           | Min     | FG    | 3P   | FT    | Rebounds | TO | PF | TS | AST | BLK | STL | pts | plus/minus |   |     |    |
|--------------------|---------|-------|------|-------|----------|----|----|----|-----|-----|-----|-----|------------|---|-----|----|
|                    |         | M     | A    | M     | A        | M  | A  |    |     |     |     |     |            |   |     |    |
| 0 Jordan Butler    | F 13:46 | 0     | 1    | 0     | 44       | 0  | 2  | 2  | 1   | 3   | 4   | 0   | 0          | 0 | 2   |    |
| 22 Nando Kopic     | F 08:45 | 0     | 3    | 0     | 1        | 0  | 0  | 0  | 0   | 0   | 0   | 0   | 0          | 0 | -14 |    |
| 4 Kobe Knox        | G 36:47 | 4     | 0    | 1     | 3        | 23 | 0  | 2  | 2   | 4   | 11  | 4   | 1          | 0 | -2  |    |
| 5 Meechie Johnson  | G 36:27 | 7     | 12   | 2     | 12       | 24 | 0  | 6  | 6   | 1   | 4   | 18  | 2          | 1 | 0   | -1 |
| 5 Mike Sharavajans | G 32:00 | 4     | 14   | 5     | 27       | 4  | 6  | 4  | 6   | 14  | 1   | 4   | 1          | 0 | -1  |    |
| 14 Hayden Asseman  | 24:00   | 1     | 0    | 1     | 1        | 0  | 0  | 0  | 0   | 2   | 1   | 1   | 0          | 0 | 0   |    |
| 11 Eli Eljsh       | 22:02   | 15    | 0    | 3     | 34       | 3  | 3  | 1  | 3   | 15  | 0   | 0   | 0          | 1 | 6   |    |
| 31 Dwight Smith    | 29:49   | 6     | 16   | 1     | 56       | 1  | 3  | 1  | 4   | 18  | 0   | 0   | 1          | 0 | 0   |    |
| 13 Grant Poff      | 11:54   | 1     | 12   | 0     | 10       | 0  | 1  | 1  | 0   | 3   | 0   | 1   | 0          | 0 | 0   |    |
| 2 Christ Essandoko | 09:59   | 3     | 24   | 0     | 10       | 2  | 3  | 1  | 1   | 8   | 0   | 1   | 0          | 0 | 3   |    |
| Team               |         |       |      |       |          | 0  | 1  | 1  | 0   | 0   | 0   | 0   | 0          | 0 | 0   |    |
| Totals             |         | 27-60 | 9-29 | 11-28 | 5        | 52 | 18 | 27 | 14  | 83  | 11  | 4   | 1          | 3 | 3   |    |

Major Fouls: NONE

| VTH USC          |  |
|------------------|--|
| Biggest Lead     | 10 (1 <sup>st</sup> 9:56), 3 (2 <sup>nd</sup> 2:30)  |
| Best Scoring Run | 6 (1 <sup>st</sup> 15:42), 7 (1 <sup>st</sup> 20:39) |
| Lead Changes     | 9  |
| Times Tied       | 8  |
| Time with Lead   | 34:53 03:28  |

| Points From   |   | VTH USC  |  | Period by Period Scoring             |                           |                |     |
|---------------|---|--|--|--------------------------------------|---------------------------|----------------|-----|
| Turnovers     | 6   | 11   | 5  | 1st                                  | 2nd                       | 3rd            | 4th |
| Paint         | 12 <td>11<td>10<td>16</td><td>21</td><td>10</td><td>14</td></td></td> | 11 <td>10<td>16</td><td>21</td><td>10</td><td>14</td></td> | 10 <td>16</td> <td>21</td> <td>10</td> <td>14</td> | 16                                   | 21                        | 10             | 14  |
| Second Chance | 5   | 15 <td>11<td>17</td><td>37</td><td>37</td><td>16</td></td> | 11 <td>17</td> <td>37</td> <td>37</td> <td>16</td> | 17                                   | 37                        | 37             | 16  |
| Free Throws   | 10  | 7  | 10 <td>10<td>10<td>10<td>10</td></td></td></td>    | 10 <td>10<td>10<td>10</td></td></td> | 10 <td>10<td>10</td></td> | 10 <td>10</td> | 10  |
| Breaks        | 34  | 36   | 18 <td>10<td>10<td>10<td>10</td></td></td></td>    | 10 <td>10<td>10<td>10</td></td></td> | 10 <td>10<td>10</td></td> | 10 <td>10</td> | 10  |
| USC           | 34  | 36   | 18 <td>10<td>10<td>10<td>10</td></td></td></td>    | 10 <td>10<td>10<td>10</td></td></td> | 10 <td>10<td>10</td></td> | 10 <td>10</td> | 10  |

| Shooting By Period  |             |
|---------------------|-------------|
| 1st FG%:            | 15.3% 48.4% |
| 2nd FG%:            | 14.3% 46.7% |
| 3rd FG%:            | 3.1% 25.0%  |
| 4th FG%:            | 2.4% 50%    |
| GMFG%:              | 4.5% 80.0%  |
| 3PT%:               | 12.5% 30.0% |
| FT%:                | 7.9% 77.8%  |
| Dead Ball Rebounds: | 5.0         |
| Team                |             |
| Totals              |             |



71

**GAME 10 vs. The Citadel**

Columbia, S.C.  
Colonial Life Arena  
Dec. 13, 2025  
Johnson scores 19 to become 48th  
member of 1,000-career point club at SC



55

**COLUMBIA, S.C. (AP)** — Meechie Johnson scored 14 of his 19 points in the second half and South Carolina overcame a cold-shooting start to beat The Citadel 71-55 on Saturday night.

Mike Sharavjams added 14 points and Kobe Knox 12 for South Carolina (7-3).

The Gamecocks missed their first 19 3-point shots before Myles Stute hit a 3 with 9:20 left in the game. Johnson and Grant Polk made back-to-back 3-pointers that gave South Carolina a 55-47 lead less than three minutes later.

Johnson converted a three-point play and Hayden Asseman followed with a basket that made it an 11-point game with 4:24 remaining.

Carter Kingsbury made 8 of 14 from the field and led The Citadel (3-8) with 18 points.

South Carolina finished 3 of 23 from 3-point range and shot 42% overall, but made 9 of 14 from the field over the final 10 minutes.

The Bulldogs, who are 0-8 against Division-I opponents this season, shot 37% from the field, made 2 of 19 (11%) from 3-point range, and hit 11 of 20 (55%) from the free-throw line.

**GAME 10**

| Official Basketball Box Score - Final |       |       |       |     |          |       |     |     |     |     |        |     |     |     |
|---------------------------------------|-------|-------|-------|-----|----------|-------|-----|-----|-----|-----|--------|-----|-----|-----|
| The Citadel - 55                      |       |       |       |     |          |       |     |     |     |     |        |     |     |     |
| Record: 3-8                           |       |       |       |     |          |       |     |     |     |     |        |     |     |     |
| NO. Name                              | Min   | FG    | 3P    | FT  | Rebounds | Fouls | TP  | AS  | TO  | ST  | Blocks | pts | pts | pts |
| 1 Christian Moore                     | 18:20 | 12    | 0-1   | 0-0 | 2        | 1     | 3   | 0   | 0   | 2   | 1      | 2   | 1   | 24  |
| 8 Solis Adedisi                       | 32:53 | 2-8   | 0-3   | 5-9 | 1        | 4     | 5   | 4   | 9   | 3   | 1      | 0   | 3   | 20  |
| 10 Stratton Williams                  | 26:07 | 3-8   | 0-3   | 1-2 | 2        | 1     | 3   | 0   | 1   | 7   | 1      | 1   | 0   | 21  |
| 15 Eric Wall                          | 28:04 | 2-11  | 0-2   | 3-3 | 2        | 4     | 6   | 2   | 3   | 7   | 2      | 1   | 2   | 17  |
| 14 Carter Kingsbury                   | 33:15 | 6-14  | 1-5   | 1-2 | 0        | 3     | 3   | 2   | 18  | 1   | 1      | 1   | 0   | 14  |
| 23 Siemon Ganem                       | 08:20 | 0-0   | 0-0   | 0-2 | 0        | 1     | 1   | 2   | 4   | 0   | 0      | 0   | 0   | 0   |
| 22 Keyenan Davis                      | 10:19 | 3-4   | 1-2   | 0-0 | 0        | 2     | 2   | 0   | 0   | 7   | 0      | 0   | 0   | 0   |
| 4 Logan Applegate                     | 06:01 | 0-2   | 0-0   | 0   | 1        | 1     | 0   | 0   | 0   | 0   | 0      | 1   | 1   | 7   |
| 7 Gabe Hernandez                      | 14:30 | 2-5   | 0-0   | 1-2 | 0        | 0     | 0   | 3   | 1   | 1   | 2      | 1   | 0   | 1   |
| 11 Dante Kearse                       | 18:11 | 0-2   | 0-1   | 0-0 | 1        | 2     | 3   | 2   | 0   | 0   | 0      | 1   | 0   | 2   |
| Team                                  |       | 2     | 3     | 5   | 0        | 0     | 0   | 0   | 0   | 1   |        |     |     |     |
| Totals                                | 21:57 | 2-19  | 11-20 | 10  | 22       | 32    | 15  | 55  | 9   | 6   | 4      | 5   | 116 |     |
| Major Fouls: NONE                     |       |       |       |     |          |       |     |     |     |     |        |     |     |     |
| Shooting By Period                    |       |       |       |     |          |       |     |     |     |     |        |     |     |     |
| 1st                                   | 2nd   | 3rd   | 4th   | OT  | FT       | Reb   | pts | pts | pts | pts | pts    | pts | pts | pts |
| 37%                                   | 41%   | 45%   | 34%   | 33% | 17       | 14    | 34  | 59  | 55  | 60% |        |     |     |     |
| 3PT%                                  | 2-15  | 13.3% |       |     |          |       |     |     |     |     |        |     |     |     |
| 2nd FG%                               | 10-33 | 30.3% |       |     |          |       |     |     |     |     |        |     |     |     |
| 3PT%                                  | 1-12  | 8.3%  |       |     |          |       |     |     |     |     |        |     |     |     |
| FT%                                   | 6-11  | 54.5% |       |     |          |       |     |     |     |     |        |     |     |     |
| GM FG%                                | 21-57 | 36.8% |       |     |          |       |     |     |     |     |        |     |     |     |
| SPT%                                  | 2-19  | 10.5% |       |     |          |       |     |     |     |     |        |     |     |     |
| FT%                                   | 11-20 | 55.0% |       |     |          |       |     |     |     |     |        |     |     |     |
| Dead Ball Rebounds: 6                 |       |       |       |     |          |       |     |     |     |     |        |     |     |     |
| South Carolina - 71                   |       |       |       |     |          |       |     |     |     |     |        |     |     |     |
| Record: 7-3                           |       |       |       |     |          |       |     |     |     |     |        |     |     |     |
| NO. Name                              | Min   | FG    | 3P    | FT  | Rebounds | Fouls | TP  | AS  | TO  | ST  | Blocks | pts | pts | pts |
| 2 Christ Essandoko                    | 12:36 | 0-4   | 0-2   | 0-1 | 2        | 0     | 2   | 0   | 3   | 1   | 0      | 0   | 0   | 4   |
| 10 Myles Stute                        | 18:12 | 2-4   | 1-2   | 0-0 | 0        | 4     | 1   | 0   | 5   | 0   | 1      | 1   | 0   | 11  |
| 4 Kobe Knox                           | 30:42 | 3-9   | 0-4   | 5-8 | 1        | 3     | 4   | 1   | 12  | 2   | 1      | 0   | 0   | 9   |
| 5 Meechie Johnson                     | 30:13 | 7-11  | 1-3   | 4-4 | 0        | 2     | 2   | 2   | 16  | 3   | 1      | 0   | 0   | 22  |
| 55 Mike Sharavjams                    | 33:09 | 6-12  | 0-2   | 2-2 | 1        | 6     | 7   | 2   | 14  | 3   | 2      | 0   | 0   | 22  |
| 31 Elijah Strong                      | 04:00 | 0-0   | 0-0   | 0-0 | 0        | 1     | 1   | 0   | 0   | 0   | 0      | 0   | 0   | 2   |
| 0 Jordan Butler                       | 04:53 | 0-0   | 0-0   | 0-0 | 0        | 0     | 1   | 0   | 0   | 0   | 0      | 0   | 0   | 5   |
| 15 Eli Ellis                          | 04:05 | 3-6   | 0-4   | 2-2 | 1        | 1     | 2   | 2   | 8   | 0   | 0      | 0   | 1   | 11  |
| 13 Grant Polk                         | 18:46 | 2-7   | 1-6   | 0-0 | 1        | 0     | 1   | 0   | 0   | 0   | 0      | 0   | 0   | 4   |
| 6 EJ Walker                           | 12:07 | 0-0   | 0-0   | 1-2 | 3        | 5     | 2   | 1   | 1   | 0   | 1      | 0   | 0   | 0   |
| 20 Hayden Asseman                     | 11:17 | 2-3   | 0-0   | 3-4 | 2        | 4     | 6   | 0   | 2   | 7   | 0      | 0   | 1   | 10  |
| Team                                  |       | 1     | 5     | 6   | 0        | 0     | 0   | 0   | 0   | 1   |        |     |     |     |
| Totals                                | 25:59 | 3-23  | 19-31 | 11  | 29       | 40    | 18  | 15  | 71  | 10  | 3      | 5   | 4   | 76  |
| Major Fouls: NONE                     |       |       |       |     |          |       |     |     |     |     |        |     |     |     |
| Shooting By Period                    |       |       |       |     |          |       |     |     |     |     |        |     |     |     |
| 1st                                   | 2nd   | 3rd   | 4th   | OT  | FT       | Reb   | pts | pts | pts | pts | pts    | pts | pts | pts |
| 37%                                   | 41%   | 45%   | 34%   | 33% | 17       | 14    | 34  | 59  | 55  | 60% |        |     |     |     |
| 3PT%                                  | 2-15  | 13.3% |       |     |          |       |     |     |     |     |        |     |     |     |
| 2nd FG%                               | 10-33 | 30.3% |       |     |          |       |     |     |     |     |        |     |     |     |
| 3PT%                                  | 1-12  | 8.3%  |       |     |          |       |     |     |     |     |        |     |     |     |
| FT%                                   | 6-11  | 54.5% |       |     |          |       |     |     |     |     |        |     |     |     |
| GM FG%                                | 21-57 | 36.8% |       |     |          |       |     |     |     |     |        |     |     |     |
| SPT%                                  | 2-19  | 10.5% |       |     |          |       |     |     |     |     |        |     |     |     |
| FT%                                   | 11-20 | 55.0% |       |     |          |       |     |     |     |     |        |     |     |     |
| Dead Ball Rebounds: 6                 |       |       |       |     |          |       |     |     |     |     |        |     |     |     |
| Period by Period Scoring              |       |       |       |     |          |       |     |     |     |     |        |     |     |     |
| 1st                                   | 2nd   | 3rd   | 4th   | OT  | FT       | Reb   | pts | pts | pts | pts | pts    | pts | pts | pts |
| 37%                                   | 41%   | 45%   | 34%   | 33% | 17       | 14    | 34  | 59  | 55  | 60% |        |     |     |     |
| 3PT%                                  | 2-15  | 13.3% |       |     |          |       |     |     |     |     |        |     |     |     |
| 2nd FG%                               | 10-33 | 30.3% |       |     |          |       |     |     |     |     |        |     |     |     |
| 3PT%                                  | 1-12  | 8.3%  |       |     |          |       |     |     |     |     |        |     |     |     |
| FT%                                   | 6-11  | 54.5% |       |     |          |       |     |     |     |     |        |     |     |     |
| GM FG%                                | 21-57 | 36.8% |       |     |          |       |     |     |     |     |        |     |     |     |
| SPT%                                  | 2-19  | 10.5% |       |     |          |       |     |     |     |     |        |     |     |     |
| FT%                                   | 11-20 | 55.0% |       |     |          |       |     |     |     |     |        |     |     |     |
| Dead Ball Rebounds: 6                 |       |       |       |     |          |       |     |     |     |     |        |     |     |     |



61

**GAME 11 at Clemson**

Clemson, S.C.  
Littlejohn Coliseum  
Dec. 16, 2025  
Poor shooting night causes  
Gamecocks to come up short



68

**CLEMSON, S.C. (AP)** — Ace Buckner scored 19 points, and Clemson jumped out early to cruise past South Carolina 68-61 on Tuesday night.

Carter Welling added 16 points for Clemson, which is 9-3 overall and 7-0 at home.

The Tigers had their largest lead, 56-43, on Welling's three-point play with 6:55 remaining. Nordin Kapic scored five straight points inside the final three minutes to pull the Gamecocks to 65-59 with 48 seconds left. Welling then hit a free throw, and Buckner added two more from the line to help seal the game with 15 seconds to play.


Kobe Knox and Mike Sharavjams each scored 13 points to lead South Carolina (7-4). Sharavjams also grabbed seven rebounds.

Clemson took the lead for good nearly eight minutes into the first half and built a 34-27 halftime advantage. Welling scored eight points as Clemson shot 50% (13 of 26) from the floor. Sharavjams scored nine points to pace South Carolina, which shot 39% (11 of 28) overall and made just 2 of 15 from distance in the first half.

The previous three games between the teams had been decided by five points or less. The last time South Carolina won at Clemson was a 67-54 victory on Dec. 15, 2019.

It was the 175th game in the series, which South Carolina leads 93-82.

**GAME 11**



Official Basketball Box Score - Final

South Carolina at Clemson

Record: 7-4

Game Time: 7:00 PM

Game Location: Clemson, SC

Game Date: 12/19/2023

South Carolina - 61

Record: 7-4

| NO.    | NAME             | MIN   | FG   | 3P    | FT  | Rebounds | Fouls | TP | AS | TO | ST | Blocks | pts | pts |
|--------|------------------|-------|------|-------|-----|----------|-------|----|----|----|----|--------|-----|-----|
| 2      | Christ Essandoko | 16:08 | 2-6  | 1-2   | 3-4 | 1        | 6     | 7  | 4  | 8  | 1  | 1      | 0   | 14  |
| 10     | Myles Stute      | 31:18 | 2-6  | 1-5   | 0-0 | 1        | 4     | 5  | 4  | 1  | 5  | 0      | 2   | 0   |
| 4      | Kobe Knox        | 36:10 | 5-7  | 1-3   | 2-2 | 1        | 2     | 3  | 3  | 13 | 2  | 4      | 2   | 0   |
| 5      | Meechie Johnson  | 34:53 | 3-8  | 0-4   | 4-4 | 1        | 5     | 6  | 1  | 2  | 8  | 4      | 4   | 3   |
| 55     | Mike Sharavjams  | 38:25 | 5-9  | 3-3   | 6   | 3        | 1     | 6  | 7  | 4  | 23 | 1      | 3   | 0   |
| 31     | Elijah Strong    | 10:01 | 1-6  | 0-2   | 2-4 | 0        | 1     | 1  | 5  | 2  | 4  | 2      | 0   | 0   |
| 13     | Grant Polk       | 16:30 | 1-3  | 1-3   | 0-0 | 0        | 0     | 2  | 0  | 3  | 0  | 0      | 0   | 0   |
| 6      | EJ Walker        | 07:55 | 0-1  | 0-1   | 2-2 | 0        | 0     | 1  | 2  | 1  | 2  | 0      | 0   | 0   |
| 0      | Jordan Butler    | 02:55 | 0-1  | 0-1   | 0-0 | 0        | 1     | 1  | 0  | 0  | 0  | 0      | 0   | 0   |
| 24     | Nordin Kapic     | 10:56 | 1-3  | 0-2   | 3-4 | 1        | 0     | 1  | 0  | 2  | 5  | 0      | 0   | 0   |
| 20     | Hayden Asseman   | 04:49 | 0-0  | 0-0   | 0-0 | 0        | 0     | 0  | 1  | 1  | 0  | 0      | 0   | 0   |
| Team   |                  |       | 2    | 0     | 2   | 0        | 0     | 0  | 0  | 0  | 0  |        |     |     |
| Totals |                  | 19:51 | 4-28 | 19-33 | 9   | 24       | 33    | 26 | 18 | 61 | 10 | 14     | 7   | 1   |

Major Fouls: NONE

Shooting By Period

| 1st     | 2nd   | 3rd   | 4th | OT  | FT | Reb | pts | pts | pts | pts | pts | pts | pts | pts |
|---------|-------|-------|-----|-----|----|-----|-----|-----|-----|-----|-----|-----|-----|-----|
| 37%     | 41%   | 45%   | 34% | 33% | 17 | 14  | 34  | 59  | 55  | 60% |     |     |     |     |
| 3PT%    | 2-15  | 13.3% |     |     |    |     |     |     |     |     |     |     |     |     |
| 2nd FG% | 10-33 | 30.3% |     |     |    |     |     |     |     |     |     |     |     |     |
| 3PT%    | 1-12  | 8.3%  |     |     |    |     |     |     |     |     |     |     |     |     |
| FT%     | 6-11  | 54.5% |     |     |    |     |     |     |     |     |     |     |     |     |
| GM FG%  | 21-57 | 36.8% |     |     |    |     |     |     |     |     |     |     |     |     |
| SPT%    | 2-19  | 10.5% |     |     |    |     |     |     |     |     |     |     |     |     |
| FT%     | 11-20 | 55.0% |     |     |    |     |     |     |     |     |     |     |     |     |

Dead Ball Rebounds: 2

Clemson - 68

Record: 9-3

| NO.    | NAME           | MIN   | FG    | 3P    | FT  | Rebounds | Fouls | TP | AS | TO | ST | Blocks | pts | pts |
|--------|----------------|-------|-------|-------|-----|----------|-------|----|----|----|----|--------|-----|-----|
| 0      | RJ Godfrey     | 12:56 | 2-6   | 0-0   | 2-2 | 0        | 3     | 3  | 4  | 2  | 6  | 0      | 2   | 0   |
| 4      | Jake Wahlen    | 25:23 | 0-1   | 0-1   | 0-0 | 0        | 3     | 3  | 0  | 8  | 0  | 0      | 1   | 0   |
| 11     | Nick Davidson  | 23:47 | 2-4   | 2-4   | 4-6 | 0        | 2     | 2  | 5  | 9  | 1  | 5      | 1   | 0   |
| 1      | Jestin Porter  | 14:48 | 2-6   | 1-2   | 1-1 | 1        | 1     | 1  | 6  | 0  | 0  | 0      | 0   | 0   |
| 2      | Dillon Hunter  | 32:12 | 3-6   | 0-0   | 0   | 0        | 3     | 3  | 0  | 6  | 1  | 1      | 0   | 0   |
| 3      | Chase Thompson | 13:39 | 1-1   | 0-1   | 1-1 | 1        | 2     | 0  | 0  | 0  | 0  | 0      | 0   | 0   |
| 4      | Chase Thompson | 23:47 | 2-4   | 2-4   | 4-6 | 0        | 2     | 2  | 5  | 9  | 1  | 5      | 1   | 0   |
| 5      | Zac Foster     | 02:07 | 0-0   | 0-0   | 2-2 | 0        | 0     | 0  | 1  | 2  | 1  | 0      | 0   | 0   |
| 21     | Ace Buckner    | 29:36 | 7-12  | 1-3   | 4-4 | 1        | 6     | 7  | 3  | 2  | 19 | 0      | 2   | 0   |
| 22     | Carter Weiling | 28:52 | 1-2   | 1-2   | 5-5 | 1        | 3     | 4  | 2  | 16 | 0  | 0      | 1   | 0   |
| Team   |                |       | 1     | 2     | 3   | 0        | 0     | 0  | 0  | 0  | 0  |        |     |     |
| Totals |                | 22:47 | 14-51 | 19-33 | 4   | 25       | 29    | 18 | 26 | 68 | 10 | 15     | 1   | 1   |

Major Fouls: NONE

Shooting By Period

| 1st     | 2nd   | 3rd   | 4th | OT  | FT | Reb | pts | pts | pts | pts | pts | pts | pts | pts |
|---------|-------|-------|-----|-----|----|-----|-----|-----|-----|-----|-----|-----|-----|-----|
| 37%     | 41%   | 45%   | 34% | 33% | 17 | 14  | 34  | 59  | 55  | 60% |     |     |     |     |
| 3PT%    | 6-44  | 13.6% |     |     |    |     |     |     |     |     |     |     |     |     |
| 2nd FG% | 9-26  | 34.6% |     |     |    |     |     |     |     |     |     |     |     |     |
| 3PT%    | 1-15  | 6.7%  |     |     |    |     |     |     |     |     |     |     |     |     |
| FT%     | 15-24 | 62.5% |     |     |    |     |     |     |     |     |     |     |     |     |
| GM FG%  | 22-47 | 46.8% |     |     |    |     |     |     |     |     |     |     |     |     |
| SPT%    | 5-14  | 35.7% |     |     |    |     |     |     |     |     |     |     |     |     |
| FT%     | 18-31 | 58.1% |     |     |    |     |     |     |     |     |     |     |     |     |

Dead Ball Rebounds: 1

SC

CU

Biggest Lead

7 (1st 15:45, 3rd 12:45)

Best Scoring Run

5 (1st 17:47, 3rd 11:47)

Lead Changes

1

Times Tied

2

Period

1st 2nd 3rd 4th OT

Second Chance

9

Fast Breaks

3

SC

CU



34

34

68





|   |           |   |
|---|-----------|---|
|  | <b>67</b> | <b><i>GAME 18 at Auburn</i></b><br>Auburn, Ala.<br>Neville Arena<br>Jan. 17, 2026<br><i>Carolina rally down the stretch<br/>comes up shy in road battle</i> |
|  | <b>71</b> |   |

That began a 16-4 surge as the Gamecocks opened a 38-26 lead. Catchings scored six of the next eight points, including a behind the back, reverse layup as Georgia cut the lead to 40-34 by halftime.

Arkansas' 34-point win tied for the sixth-largest in an SEC game in school history and the team's 108 points equaled its sixth-most in an SEC game.

Johnson scored 17 points, Sharavjamts 13, Knox 12 and Elijah Strong 10 for South Carolina (10-8, 1-4).

Although the Tigers missed seven of their first eight shots they still led 12-8 eight minutes into the game. A 3-pointer by Johnson had South Carolina within 21-19 but Tahaad Petti-ford and Jovic converted three-point plays to push the margin to eight points. Auburn led 30-24 at halftime.

**GAME 18**

| Official Basketball Box Score - First                 |         |      |     |     |          |       |    |    |    |        |    |    |                    | Game Date: 1/25/14                                |       |       |
|---|---------|------|-----|-----|----------|-------|----|----|----|--------|----|----|--------------------|---|-------|-------|
| South Carolina at Auburn                              |         |      |     |     |          |       |    |    |    |        |    |    |                    | Game Duration: 2:08                               |       |       |
| 61710 Nantz Arena, Auburn                             |         |      |     |     |          |       |    |    |    |        |    |    |                    | Attendance: 1,211                                 |       |       |
| 2012-2013 Men's Basketball                            |         |      |     |     |          |       |    |    |    |        |    |    |                    | Official: Job Harries, Mike Nantz, Garret Sherron |       |       |
| South Carolina - 67                                   |         |      |     |     |          |       |    |    |    |        |    |    |                    |   |       |       |
| Record: 10-1 (1-4)                                    |         |      |     |     |          |       |    |    |    |        |    |    |                    |   |       |       |
| NO. Name  | Min     | FG   | 3P  | FT  | Rebounds | Fouls | TP | AS | TO | Blocks | BS | A+ | Shooting By Period |   |       |       |
|   |         |      |     |     |          |       |    |    |    |        |    |    | 1st                | 2nd   | 3rd   |       |
| 10 Myler Slat   | F 27:32 | 2-5  | 2-4 | 0-2 | 2 7 9    | 3     | 2  | 6  | 0  | 4      | 0  | 0  | 1st                | 50%   | 2-12  | 16.7% |
| 31 Elijah Shurt                                       | F 26:58 | 3-9  | 0-3 | 4-6 | 1 3 4    | 4     | 1  | 10 | 1  | 2      | 1  | 0  | 2nd                | 77%   | 9-12  | 66.7% |
| 4 Kobe Kross  | G 30:33 | 4-8  | 1-3 | 3-4 | 2 7 9    | 2     | 2  | 15 | 2  | 0      | 0  | 1  | 3rd                | 100%  | 16-30 | 53.3% |
| 5 Meechie Johnson                                     | G 24:57 | 6-17 | 3-7 | 2-2 | 1 4 5    | 4     | 2  | 17 | 6  | 3      | 3  | 0  | 1st                | 57%   | 6-13  | 46.2% |
| 55 Mike Sharavians                                    | G 26:36 | 5-10 | 3-7 | 3-4 | 2 3 5    | 3     | 6  | 13 | 2  | 1      | 2  | 1  | 2nd                | 58%   | 5-8   | 62.5% |
| 13 Grant Polk   | 24:54   | 1-5  | 0-4 | 0-0 | 2 2 2    | 0     | 2  | 0  | 0  | 0      | 0  | 0  | 3rd                | GM 70%  | 23-58 | 39.7% |
| 20 Hayden Assamian                                    | 05:07   | 0-1  | 0-0 | 0-0 | 1 1 1    | 0     | 0  | 0  | 0  | 0      | 0  | 1  | 1st                | 50%   | 8-25  | 32.0% |
| 6 EJ Walker   | F 17:10 | 2-2  | 0-0 | 0-0 | 0 1 1    | 4     | 1  | 6  | 0  | 0      | 0  | 0  | 2nd                | FT  | 13-20 | 65.0% |
| 2 Christ Essandoko                                    | 03:47   | 0-0  | 0-0 | 1-2 | 0 0 0    | 1     | 1  | 1  | 0  | 2      | 0  | 0  | 3rd                |   |       |       |
| Team  |         |      |     |     |          |       |    |    |    |        |    |    |                    |   |       |       |
| Totals  |         |      |     |     |          |       |    |    |    |        |    |    |                    |   |       |       |
| 23-58 16-25 (23-50) 13 26 39 21 18 67 11 15 5 4 8 4 4 |         |      |     |     |          |       |    |    |    |        |    |    |                    |   |       |       |
| Major fouls: NONE                                     |         |      |     |     |          |       |    |    |    |        |    |    |                    |   |       |       |
| Auburn - 71   |         |      |     |     |          |       |    |    |    |        |    |    |                    |   |       |       |
| Record: 11-7 (1-3)                                    |         |      |     |     |          |       |    |    |    |        |    |    |                    |   |       |       |
| NO. Name  | Min     | FG   | 3P  | FT  | Rebounds | Fouls | TP | AS | TO | Blocks | BS | A+ | Shooting By Period |   |       |       |
|   |         |      |     |     |          |       |    |    |    |        |    |    | 1st                | 2nd   | 3rd   |       |
| 3 Keshawn Murphy                                      | F 20:32 | 4-7  | 0-1 | 3-3 | 1 1 0    | 0     | 1  | 2  | 11 | 1      | 0  | 1  | 1st                | 91%   | 10-30 | 33.3% |
| 33 Sebastian Williams-Adams                           | F 34:46 | 3-9  | 0   |     |          |       |    |    |    |        |    |    |                    |   |       |       |



**48**

**95**

**GAME 21 vs. #19/21 Florida**  
 Columbia, S.C.  
 Colonial Life Arena  
 Jan. 28, 2026  
*Gators shoot 62.3% from the  
 floor and 42.9% from 3*

**COLUMBIA, S.C. (AP)** — Thomas Haugh scored 18 points, Rueben Chinyelu had 14 points and 11 rebounds, and No. 19 Florida pounded South Carolina 95-48 on Wednesday night.

The Gators (15-6, 6-2 Southeastern Conference) came in off a disappointing home loss to Auburn this past Saturday and, once they got going, took it out on the Gamecocks (11-10, 2-6).

Neither team look sharp early, with Florida missing five of its first seven shots and South Carolina going 1 of 6 as the Gators led 12-8. Then Florida turned it into a rout with a 36-12 run.

Urban Klavzar got things going with back-to-back 3s. Haugh made four straight shots — the Gators had a stretch of 10 in a row — including a three-point play and a 3 to put Florida up 46-18.

## GAME 21

# GAME 24

Official Basketball Game Score - Final  
**No. 19/21 Florida at South Carolina**  
 01/20/25 Colonial Life Arena, Columbia  
 2025-26 Men's Basketball

Game Time: 19:07  
 Game Duration: 2:07  
 Attendance: 12,836

Officials: Josh Williams, Brent Remmers, Brian Davis

No. 19/21 Florida - 95

Record: 15-6 (8-2)

| NO. Name             | Min     | pts  | FG  | FG % | 3P  | 3P %  | FTs | FT % | Rebounds | Off | Def | OR | TO | PF | TP | AS | TS | Blocks | B+  | BA    | +     |       |
|----------------------|---------|------|-----|------|-----|-------|-----|------|----------|-----|-----|----|----|----|----|----|----|--------|-----|-------|-------|-------|
| 10 Thomas Haugh      | 26:10   | 17.5 | 7   | 13.3 | 1-2 | 5.0   | 1   | 1    | 3        | 0   | 2   | 1  | 1  | 0  | 1  | 0  | 1  | 0      | 3   | 37%   | 5-11  | 45.5% |
| 11 Alex Gordon       | 29:01   | 3.8  | 0   | 0.0  | 1-1 | 100.0 | 4-6 | 1-8  | 2-9      | 2   | 3   | 0  | 3  | 0  | 2  | 0  | 2  | 0      | 37% | 4     | 75%   |       |
| 9 Ruben Chinyelu     | C:22:05 | 7.7  | 0   | 0.0  | 0   | 0.0   | 1   | 0    | 1        | 1   | 1   | 3  | 1  | 1  | 4  | 1  | 3  | 0      | 28% | 2-4   | 50.0% |       |
| 0 Boogie Ford        | G:25:44 | 4.5  | 0   | 0.0  | 1-1 | 100.0 | 2-2 | 0-4  | 4        | 2   | 2   | 0  | 0  | 0  | 1  | 0  | 1  | 0      | 38% | 37%   | 4-10  | 40.0% |
| 1 Xavier Lee         | G:22:28 | 5.8  | 0-4 | 0.0  | 0   | 0.0   | 4   | 1    | 1        | 1   | 6   | 9  | 2  | 2  | 1  | 1  | 2  | 0      | 26% | 37%   | 7-10  | 70%   |
| 1 Michael Handington | 06:57   | 3.4  | 0   | 0.0  | 2-2 | 100.0 | 1-2 | 1-5  | 1        | 1   | 1   | 1  | 1  | 0  | 1  | 0  | 1  | 0      | 38% | GMFO% | 36-61 | 62.3% |
| 7 Urban Kizancar     | 20:05   | 4-7  | 3-6 | 0.0  | 1   | 0     | 1   | 0    | 1        | 2   | 1   | 2  | 0  | 1  | 2  | 1  | 0  | 23%    | 37% | 5-21  | 42.9% |       |
| 13 Aaron Brown       | 19:58   | 3-5  | 1-2 | 0.0  | 0   | 0.0   | 1   | 1    | 2        | 0   | 7   | 0  | 0  | 0  | 1  | 0  | 1  | 0      | 16% | FT%   | 10-14 | 71.4% |
| 11 CJ Ingram II      | 06:07   | 2-2  | 0   | 0.0  | 0   | 0.0   | 2   | 2    | 2        | 1   | 0   | 0  | 0  | 0  | 0  | 0  | 0  | 0      | 0   |       |       |       |
| 4 Alex Ingram II     | 04:45   | 2-2  | 1   | 0.0  | 0   | 0.0   | 0   | 0    | 0        | 0   | 0   | 0  | 0  | 0  | 0  | 0  | 0  | 0      | 0   |       |       |       |
| 12 Victor Mico       | 03:34   | 0    | 1   | 0.0  | 1   | 100.0 | 0   | 0    | 0        | 0   | 1   | 1  | 0  | 0  | 0  | 0  | 0  | 0      | 0   |       |       |       |
| 8 Alex Kovatchev     | 01:48   | 0-0  | 0   | 0.0  | 0   | 0.0   | 0   | 0    | 0        | 0   | 0   | 0  | 0  | 0  | 0  | 0  | 0  | 0      | 0   |       |       |       |
| 3 Oliver Rook        | 01:48   | 0-0  | 0   | 0.0  | 0   | 0.0   | 0   | 0    | 0        | 0   | 0   | 0  | 0  | 0  | 0  | 0  | 0  | 0      | 0   |       |       |       |
| Team                 |         |      |     |      |     |       |     |      | 2        | 3   | 5   | 0  | 1  | 0  | 0  | 0  | 0  | 0      | 0   |       |       |       |

Totals 38-61 19-21 10-14 8 37 45 14 12 95 28 11 4 8 1 47

Major Fouls: NONE

South Carolina - 48

Record: 15-6 (2-4)

| NO. Name          | Min     | pts  | FG  | FG % | 3P  | 3P %  | FTs | FT % | Rebounds | Off | Def | OR | TO | PF | TP | AS | TS | Blocks | B+  | BA  | +     |       |       |
|-------------------|---------|------|-----|------|-----|-------|-----|------|----------|-----|-----|----|----|----|----|----|----|--------|-----|-----|-------|-------|-------|
| 10 Mylan Steele   | F:22:14 | 0-2  | 0-2 | 0.0  | 1-2 | 50.0  | 1   | 1    | 2        | 3   | 1   | 1  | 0  | 0  | 0  | 0  | 0  | 0      | 0   | 24% | 37%   | 1-8   | 12.5% |
| 11 Elijah Strong  | G:21:18 | 0-2  | 0-3 | 0.0  | 0   | 0.0   | 0   | 0    | 1        | 1   | 4   | 0  | 1  | 0  | 0  | 0  | 0  | 0      | 0   | 21% | FT%   | 5-6   | 83.3% |
| 4 Jordan King     | G:25:24 | 2-1  | 1-2 | 50.0 | 1   | 100.0 | 1   | 1    | 3        | 4   | 1   | 0  | 1  | 1  | 1  | 1  | 1  | 1      | 0   | 21% | 27%   | 8-28  | 27.8% |
| 5 Meechie Johnson | G:22:27 | 3-12 | 0-3 | 0.0  | 4-4 | 100.0 | 1   | 1    | 1        | 2   | 0   | 1  | 2  | 0  | 1  | 1  | 1  | 1      | 0   | 35% | 37%   | 2-12  | 16.7% |
| 15 Mike Sharavany | G:28:24 | 2-6  | 0-1 | 0.0  | 4-5 | 80.0  | 1   | 1    | 0        | 0   | 3   | 0  | 8  | 1  | 2  | 0  | 0  | 0      | 30% | FT% | 10-11 | 90.9% |       |
| 6 EJ Walker       | 16:35   | 0-1  | 0-1 | 0.0  | 0   | 0.0   | 1   |      |          |     |     |    |    |    |    |    |    |        |     |     |       |       |       |

**COLUMBIA, S.C. (AP)** — Mike Nwoko scored 21 points as LSU outlasted South Carolina 92-87 in overtime on Saturday.

LSU (14-8, 2-7 Southeastern Conference) outscored the Gamecocks 14-9 in overtime and went 21 of 25 from the free-throw line. Rashad King finished with 18 points for LSU, while Marquel Sutton added 16 points and eight rebounds. Max Mackinnon scored 15 points and recorded a season-high eight assists.

The Tigers struck first after going into halftime up one, but South Carolina answered with a surge midway through the second half. Elijah Strong and Eli Ellis hit back-to-back 3-pointers to give the Gamecocks a 56-52 lead, and South Carolina later built a five-point cushion with just over eight minutes remaining.

LSU responded with King converting a driving layup with 5:54 left and drilling a go-ahead 3-pointer 40 seconds later. After several late lead changes, Nwoko tied the game at 78 with a layup at the 1:39 mark, and neither team scored again before the horn.

LSU took control in overtime at the free-throw line. King and Pablo Tamba combined to go 8 of 8 from the stripe in the extra period, and Mackinnon sealed it with a 23-foot-3-pointer with 21 seconds remaining.

Meechie Johnson led South Carolina with 21 points and six assists. Kobe Knox scored 15 points, and Ellis added 14 off the bench.

**AUSTIN, Texas (AP)** — Daily Swain scored 22 points and grabbed 10 rebounds, and Texas pulled ahead midway through the second half to beat South Carolina 84-75 on Tuesday night.

Tramon Mark added 18 points for Texas (14-9, 5-5 Southeastern Conference). Camden Heide and Matas Vokietaitis chipped in with 12 points apiece. Texas finished 29-of-36 shooting from the line (81%), with Swain hitting all nine of his free-throw attempts. Heide made three of the Longhorns' seven 3-pointers.

Heide made consecutive 3-pointers to give the Longhorns the lead for good, 56-50, with 10:37 to play. The Gamecocks later used a 5-0 spurt to cut the deficit to 70-68 with 3:23 to go. Swain answered with a jumper and dunk.

Mark sank a jumper from the free-throw line with 38.2 seconds left for an 80-71 lead.

Meechie Johnson scored a career-best 35 points on 12-of-21 shooting to lead South Carolina. He also made 10 of 14 free throws. Elijah Strong added 12 points for the Gamecocks (11-12, 2-8), who have four straight and seven of eight.

South Carolina opened on a 16-7 run and didn't trail until Texas closed the first half on 7-3 surge for a 35-31 lead at the break. Vokietaitis scored eight points and Swain added seven. Johnson scored 15 first-half points for the Gamecocks.

# GAME 23

Official Baseball Box Score - Final  
**LSU at South Carolina**  
 01/19/18 Colonial Life Arena, Columbia, S.C.  
 2025-26 South Carolina Marlin Baseball

Game Time: 1:30 PM  
 Game Duration: 2:27  
 Attendance: 10,739

Officials: Don Day, Vladimir Velazquez, Todd Riba

LSU - 32

Record: 14-8 (2-7)

| NO. Name            | Min     | FG    | 3P   | FT    | Rebounds | Fouls | TP | AS | TO | Blocks | ST | BB | + |     |   |
|---------------------|---------|-------|------|-------|----------|-------|----|----|----|--------|----|----|---|-----|---|
|                     |         | MA    | MA   | MA    | OR       | OT    |    |    |    |        |    |    |   |     |   |
| 8 Pablo Tambo       | F 17:52 | 0-2   | 0-1  | 5-6   | 1        | 4     | 5  | 4  | 3  | 5      | 1  | 1  | 0 | 9   |   |
| 10 Mangual Sutton   | F 7:54  | 6-9   | 0-0  | 4-5   | 2        | 6     | 8  | 2  | 16 | 0      | 2  | 1  | 0 | 5   |   |
| 1 Michael Newko     | C 22:36 | 9-13  | 0-0  | 3-5   | 1        | 2     | 3  | 3  | 1  | 21     | 1  | 0  | 0 | 17  |   |
| 5 Max Mackinnon     | G 40:01 | 6-15  | 5-6  | 0-0   | 1        | 0     | 1  | 3  | 15 | 8      | 2  | 2  | 0 | 5   |   |
| 4 Rashad King       | G 39:06 | 4-8   | 5-6  | 7-8   | 1        | 6     | 7  | 3  | 18 | 3      | 1  | 1  | 0 | 6   |   |
| 7 PJ Carter         | 23:27   | 2-7   | 2-7  | 2-3   | 0        | 1     | 0  | 2  | 8  | 1      | 0  | 1  | 0 | 0   |   |
| 2 Robert Miller III | 20:28   | 3-5   | 0-0  | 0     | 1        | 4     | 5  | 4  | 6  | 8      | 3  | 1  | 0 | -11 |   |
| 2 Jalen Reese       | 13:56   | 1-1   | 1-1  | 0-0   | 1        | 3     | 4  | 0  | 0  | 3      | 3  | 2  | 0 | -8  |   |
| Team                |         |       |      |       | 1        | 0     | 1  | 0  | 0  | 0      | 0  | 0  | 0 | 0   |   |
| <b>Totals</b>       |         | 31-60 | 9-22 | 31-25 | 9        | 26    | 35 | 20 | 18 | 92     | 23 | 11 | 4 | 1   | 5 |

| Shooting By Period |               |
|--------------------|---------------|
| 1st FG             | 14-26 (53.8%) |
| 2nd FG             | 4-8 (50.0%)   |
| 3rd FG             | 4-5 (80.0%)   |
| 4th FG             | 15-27 (55.6%) |
| 5th FG             | 11-17 (64.7%) |
| 6th FG             | 8-8 (100%)    |
| OT FG              | 2-7 (28.6%)   |
| 7th FG             | 13-33 (39.4%) |
| 8th FG             | 9-12 (75.0%)  |
| 9th FG             | 31-61 (50.8%) |
| 10th FG            | 9-22 (40.9%)  |
| 11th FG            | 21-25 (84.0%) |

Deast Ball Fouls: 31

Major Fouls: King (TF) 2:23 3:50

South Carolina - 87

Record: 11-41 (2-7)

| NO. Name            | Min     | FG    | 3P   | FT    | Rebounds | Fouls | TP | AS | TO | Blocks | ST | BB | + |     |
|---------------------|---------|-------|------|-------|----------|-------|----|----|----|--------|----|----|---|-----|
|                     |         | MA    | MA   | MA    | OR       | OT    |    |    |    |        |    |    |   |     |
| 11 Mylene Sule      | F 17:57 | 2-5   | 1-2  | 0-2   | 0        | 1     | 0  | 2  | 5  | 0      | 0  | 0  | 0 | 4   |
| 31 Elijah Strong    | F 22:36 | 5-11  | 1-2  | 1-2   | 2        | 3     | 5  | 2  | 12 | 2      | 1  | 3  | 0 | 0   |
| 4 Kobe Knox         | G 34:23 | 5-11  | 1-3  | 4-6   | 1        | 1     | 2  | 4  | 5  | 1      | 0  | 2  | 0 | -1  |
| 5 Meechie Johnson   | G 36:42 | 5-13  | 5-7  | 9-11  | 0        | 1     | 5  | 4  | 21 | 6      | 2  | 1  | 0 | -5  |
| 55 Mike Sharvengris | G 39:27 | 4-11  | 1-2  | 2-2   | 2        | 4     | 6  | 3  | 11 | 1      | 1  | 1  | 1 | -11 |
| 6 EJ Walker         | 20:24   | 2-5   | 1-2  | 1-0   | 1        | 1     | 2  | 1  | 5  | 0      | 2  | 2  | 0 | -9  |
| 15 Eli Ellis        | 31:18   | 3-9   | 3-5  | 5-6   | 1        | 2     | 3  | 2  | 14 | 3      | 0  | 0  | 0 | 1   |
| 20 Hayden Asseman   | 04:13   | 0-0   | 0-0  | 0-0   | 1        | 1     | 0  | 0  | 0  | 0      | 0  | 0  | 0 | 1   |
| 13 Grant Palk       | 15:00   | 2-4   | 0-2  | 0-0   | 2        | 1     | 3  | 1  | 0  | 4      | 0  | 0  | 0 | 0   |
| Team                |         |       |      |       | 5        | 2     | 7  | 0  | 0  | 0      | 0  | 0  | 0 | 0   |
| <b>Totals</b>       |         | 38-69 | 9-24 | 22-31 | 14       | 20    | 34 | 18 | 87 | 19     | 13 | 9  | 1 | 5   |

| Shooting By Period |               |
|--------------------|---------------|
| 1st FG             | 14-34 (41.2%) |
| 2nd FG             | 9-19 (47.4%)  |
| 3rd FG             | 13-16 (81.3%) |
| 4th FG             | 13-20 (65.0%) |
| 5th FG             | 10-30 (33.3%) |
| 6th FG             | 12-16 (75.0%) |
| 7th FG             | 7-9 (77.8%)   |
| 8th FG             | 28-43 (65.1%) |
| 9th FG             | 9-24 (37.5%)  |
| 10th FG            | 22-31 (71.0%) |

Deast Ball Fouls: 9

# GAME 24

Official Baseball Box Score - Final  
**South Carolina at Texas**  
 4/20/26 Monday, Austin  
 2025-26 Men's Baseball

Game Time: 1:00 PM  
 Game Location: 215  
 Attendance: 15,286

Officials: Coach: James Lee, Cassel, A.J. Davis

South Carolina - 75

Record: 11-12 (2-8)

| NO.    | Name             | Min.    | FG    | 3P  | FT    | Rebounds | Fouls | TP | AS | TO | ST | Blocks | + | - |     |
|--------|------------------|---------|-------|-----|-------|----------|-------|----|----|----|----|--------|---|---|-----|
|        |                  |         | MA    | MA  | MA    | OFF      | OUT   | FR |    |    |    | REB    |   |   |     |
| 6      | EJ Walker        | F 20:51 | 4/5   | 0/1 | 0/1   | 1        | 2     | 3  | 4  | 3  | 0  | 0      | 1 | 0 | 0   |
| 10     | Myles Sute       | F 26:36 | 2/3   | 0/1 | 0/0   | 1        | 2     | 3  | 4  | 0  | 0  | 0      | 0 | 0 | 0   |
| 4      | Kobe Knox        | G 24:26 | 1/4   | 0/0 | 0/6   | 2        | 5     | 7  | 3  | 3  | 3  | 0      | 1 | 2 | 0   |
| 5      | Maeche Johnson   | G 26:28 | 12/21 | 1/3 | 10/14 | 0        | 1     | 1  | 2  | 6  | 3  | 0      | 1 | 2 | 0   |
| 55     | Mike Sharayants  | G 28:21 | 2/4   | 0/1 | 1     | 1        | 2     | 3  | 5  | 1  | 3  | 4      | 1 | 2 | 0   |
| 15     | EI Ellis         | T 27:01 | 1/4   | 1/2 | 0/0   | 0        | 1     | 1  | 1  | 1  | 3  | 1      | 0 | 0 | 0   |
| 31     | Elijah Strong    | 16:54   | 0/0   | 0/2 | 0/2   | 0        | 3     | 3  | 4  | 2  | 1  | 2      | 0 | 1 | 1   |
| 13     | Grant Polk       | 09:52   | 0/3   | 0/1 | 0/0   | 0        | 0     | 1  | 0  | 0  | 0  | 0      | 0 | 0 | -11 |
| 20     | Hayden Asselman  | 04:42   | 0/0   | 0/0 | 0/0   | 0        | 0     | 0  | 0  | 0  | 0  | 0      | 0 | 0 | 0   |
| 2      | Christ Essandoko | 01:10   | 0/0   | 0/0 | 0/0   | 0        | 0     | 0  | 0  | 0  | 0  | 0      | 0 | 0 | 0   |
| Team   |                  |         | 0     |     | 2     |          | 0     |    | 0  |    | 0  |        | 0 |   |     |
| Totals |                  |         | 27    | 54  | 11    | 19       | 24    | 6  | 19 | 25 | 19 | 25     | 9 | 1 | 0   |

Major Fouls: NONE

| Shooting By Period |        |             |
|--------------------|--------|-------------|
| 1 <sup>st</sup>    | FG:    | 11-25 44.0% |
|                    | 3PT:   | 1/4 25.0%   |
|                    | FT:    | 8/8 100%    |
| 2 <sup>nd</sup>    | FG:    | 16-29 55.2% |
|                    | 3PT:   | 11-16 68.8% |
|                    | GM FT: | 27-54 50.0% |
| 3 <sup>rd</sup>    | FG:    | 2/11 18.2%  |
|                    | 3PT:   | 19-24 79.2% |

Deal Fouls: Rebounds: 1-9

Texas - 84

Record: 14-8 (5-5)

| NO.    | Name             | Min.    | FG    | 3P  | FT  | Rebounds | Fouls | TP | AS | TO | ST | Blocks | +  | -  |    |
|--------|------------------|---------|-------|-----|-----|----------|-------|----|----|----|----|--------|----|----|----|
|        |                  |         | MA    | MA  | MA  | OFF      | OUT   | FR |    |    |    | REB    |    |    |    |
| 3      | Dalyn Swain      | F 37:32 | 6/11  | 3/3 | 9/9 | 0        | 10    | 10 | 1  | 2  | 22 | 3      | 4  | 0  | 12 |
| 5      | Canden Heide     | F 34:40 | 4/7   | 3/6 | 1/2 | 1        | 4     | 5  | 1  | 2  | 12 | 2      | 0  | 0  | 0  |
| 16     | Matias Vokorakis | C 24:03 | 3/8   | 0/0 | 0/9 | 5        | 4     | 9  | 5  | 4  | 9  | 1      | 4  | 0  | 1  |
| 10     | Jordan Pope      | G 28:16 | 16/24 | 1/2 | 0/1 | 1        | 0     | 1  | 0  | 1  | 3  | 1      | 0  | 0  | 0  |
| 12     | Tremont Mark     | G 27:00 | 6/16  | 1/3 | 5/6 | 4        | 2     | 6  | 1  | 3  | 18 | 1      | 1  | 0  | 1  |
| 7      | Simson Walker    | 19:32   | 2/4   | 1/2 | 2/2 | 1        | 1     | 2  | 4  | 2  | 7  | 4      | 0  | 1  | 0  |
| 23     | Lassina Traore   | 15:54   | 0/2   | 0/0 | 5/6 | 3        | 3     | 3  | 3  | 5  | 0  | 0      | 0  | 0  | 2  |
| 2      | Chendell Weaver  | 15:15   | 2/2   | 1/1 | 0/0 | 1        | 0     | 1  | 3  | 3  | 0  | 0      | 1  | 1  | 0  |
| Team   |                  |         | 0     |     | 2   |          | 1     |    | 0  |    | 0  |        | 0  |    |    |
| Totals |                  |         | 26    | 50  | 17  | 19       | 29    | 36 | 17 | 23 | 40 | 19     | 24 | 11 | 5  |

Major Fouls: NONE

## GAME 25



## THE LAST TIME IN SOUTH CAROLINA BASKETBALL...

### AN INDIVIDUAL ...

|   |  |
|---|--|
| <b>Scored 20 or more points:</b>  | South Carolina: Meechie Johnson (21), vs. LSU (Jan. 31, 2026), in Columbia, S.C.<br>Opponent: Dailyn Swain (22), Meechie Johnson (35), Texas (Feb. 3, 2026), in Austin, Texas  |
| <b>Scored 30 or more points:</b>  | South Carolina: Elijah Strong (30), at LSU (Jan. 6, 2026), in Baton Rouge, La.<br>Opponent: Dalton Knecht (31), Tennessee (Jan. 30, 2024), in Knoxville, Tenn.   |
| <b>Scored 35 or more points:</b>  | South Carolina: Meechie Johnson (35), at Texas (Feb. 3, 2026), in Austin, Texas<br>Opponent: Emoni Bates (36), Eastern Michigan (Dec. 30, 2022), in Columbia, S.C.   |
| <b>Scored 40 or more points:</b>  | South Carolina: Sindarius Thornwell (44), vs. Alabama (Feb. 7, 2017) in Columbia, S.C.<br>Opponent: Jermaine Couisnard (40), Oregon (Mar. 21, 2024) in Pittsburgh, Pa.   |
| <b>Collected 20 or more rebounds:</b>   | South Carolina: Sindarius Thornwell (21), vs. Alabama (Feb. 7, 2017) in Columbia, S.C.<br>Opponent: Ekpe Udoh (20), Baylor (Jan. 2, 2010) in Columbia, S.C.  |
| <b>Collected 15 or more rebounds:</b>   | South Carolina: Collin Murray-Boyles (16), vs. SC State (Nov. 8, 2024), in Columbia, S.C.<br>Opponent: Henry Coleman III (15), Texas A&M (Jan. 29, 2022) in College Station, Texas   |
| <b>Made 12 or more field goals:</b>   | South Carolina: Meechie Johnson (12), at Texas (Feb. 3, 2026), in Austin, Texas<br>Opponent: Jermaine Couisnard (14), Oregon (Mar. 21, 2024) in Pittsburgh, Pa.  |
| <b>Made 10 or more field goals:</b>   | South Carolina: Elijah Strong (10), at LSU (Jan. 6, 2026), in Baton Rouge, La.<br>Opponent: Jayden Johnson (10), SC State (Dec. 22, 2025), in Columbia, S.C.   |
| <b>Attempted 20 or more field goals:</b>  | South Carolina: Meechie Johnson (21), at Texas (Feb. 3, 2026), in Austin, Texas<br>Opponent: Brycen Blaine (21), Charleston Southern (Nov. 28, 2025), in Columbia, S.C.  |
| <b>Attempted 25 or more field goals:</b>  | South Carolina: Sindarius Thornwell (25), vs. Alabama (Feb. 7, 2017) in Columbia, S.C.<br>Opponent: Brandon Miller (25), No. 2/2 Alabama (Feb. 22, 2023) in Columbia, S.C.   |
| <b>Dished 10 or more assists:</b>   | South Carolina: Jermaine Couisnard (10), vs. Miss. State (March 3, 2020) in Columbia, S.C.<br>Opponent: Darius Acuff Jr. (13), at #17/17 Arkansas (Jan. 14, 2026), in Fayetteville, Ark.   |
| <b>Swiped 5 or more steals:</b>   | South Carolina: Collin Murray-Boyles (5), at Oklahoma (Jan. 18, 2025), in Norman, Okla.<br>Opponent: Dailyn Swain (5), #22/22 Xavier (Nov. 25, 2024), in Fort Myers, Fla.  |
| <b>Blocked 5 or more shots:</b>   | South Carolina: Maik Kotsar (6), vs. North Greenville (Dec. 31, 2018) in Columbia, S.C.<br>Opponent: Kadin Shedrick (5), Texas (Feb. 22, 2025), in Columbia, S.C.  |
| <b>Made 5 or more 3-point field goals:</b>  | South Carolina: Meechie Johnson (7), vs. Southern Miss (Nov. 9, 2025), in Columbia, S.C.<br>Opponent: Zach Clemence (7), at Texas A&M (Jan. 26, 2026), in College Station, Texas   |
| <b>Attempted 8 or more 3-point field goals:</b>   | South Carolina: Myles Stute (9), at #17/17 Arkansas (Jan. 14, 2026), in Fayetteville, Ark.<br>Opponent: Zach Clemence (8), Texas A&M (Jan. 26, 2026), in College Station, Texas  |
| <b>Made 10 or more free throws:</b>   | South Carolina: Meechie Johnson (10), at Texas (Feb. 3, 2026), in Austin, Texas<br>Opponent: Tyler Tanner (10), #11/11 Vanderbilt (Jan. 3, 2026) in Columbia, S.C.   |
| <b>Attempted 15 or more free throws:</b>  | South Carolina: Meechie Johnson (15), vs. Oklahoma (Jan. 20, 2026) in Columbia, S.C.<br>Opponent: Nendah Tarke (15), Towson (Nov. 12, 2024), in Columbia, S.C.   |
| <b>Played all 40 minutes of regulation:</b>   | South Carolina: AJ Lawson, at LSU (Jan. 16, 2021) in Baton Rouge, La.<br>Opponent: Khalif Battle, Arkansas (Mar. 14, 2024), in Nashville, Tenn.  |
| <b>A player hit a last-second shot (within 3 seconds) to win a game:</b>  | South Carolina: Jamarii Thomas (two OT FTs), #25/RV Clemson (Dec. 17, 2024), in Columbia, S.C.<br>Opponent: Arrinten Page (layup with 0.8 seconds), Northwestern (Nov. 23, 2025), in White Sulphur Springs, W. Va.   |
| <b>A player had a double-double:</b>  | South Carolina: Kobe Knox (10 pts, 10 reb), vs. #18/20 Georgia (Jan. 10, 2026), in Columbia, S.C.<br>Opponent: Dailyn Swain (22 pts, 10 reb), Texas (Feb. 3, 2026), in Austin, Texas   |
| <b>Two or more players had a double-double:</b>   | South Carolina: Gregory "GG" Jackson II (20 pts, 10 reb) & Josh Gray (11 pts, 13 reb), at Florida (Jan. 25, 2023), in Gainesville, Fla.<br>Opponent: Tolu Smith III (14 pts, 10 reb) & Cameron Matthews (18 pts, 11 reb), Mississippi State (March 9, 2024) in Starkville, Miss. |
| <b>A player had a triple-double:</b>  | South Carolina: Sam Muldrow (16 points, 14 rebounds, 10 blocks) vs. Vanderbilt (Jan. 8, 2011) in Columbia, S.C.<br>Opponent: Daniel Hackett (Southern California - 22 points, 10 rebounds, 10 assists) (Nov. 17, 2007) in Columbia, S.C.   |
| *** Only second triple-double in South Carolina history (Chuck Eidson (25 points, 10 rebounds, 10 assists) vs. SC State (Nov. 29, 2002) in Columbia, S.C. |  |
| <b>Scored 30 or more points in back-to-back games:</b>  | South Carolina: Devan Downey, 30 vs. Kentucky (Jan. 26, 2010) in Columbia, S.C.<br>33 vs. Georgia (Jan. 30, 2010) in Columbia, S.C.  |
| <b>Scored 25 or more points in back-to-back games:</b>  | South Carolina: Collin Murray-Boyles, 27 at #14/16 Missouri (Feb. 25, 2025) in Columbia, Mo.<br>35 vs. Arkansas (March 1, 2025) in Columbia, S.C.  |

### A TEAM ...

|   |  |
|---|--|
| <b>Scored 100 or more points:</b>           | South Carolina: 105 vs. Army (Dec. 22, 2021) in Columbia, S.C.<br>Opponent: 108, at #17/17 Arkansas (Jan. 14, 2026), in Fayetteville, Ark.                                     |
| <b>Scored 50 points or less:</b>            | South Carolina: 48, vs. #19/21 Florida (Jan. 28, 2026), in Columbia, S.C.<br>Opponent: 48, vs. Radford (Dec. 22, 2024), in Columbia, S.C.                                      |
| <b>Scored 50 points in a half:</b>          | South Carolina: 50 (1st half), at LSU (Jan. 6, 2026), in Baton Rouge, La.<br>Opponent: 50 (1st half), 58 (2nd half), at #17/17 Arkansas (Jan. 14, 2026), in Fayetteville, Ark. |
| <b>Failed to score 25 points in a half:</b> | South Carolina: 20 (1st half), vs. #19/21 Florida (Jan. 28, 2026), in Columbia, S.C.<br>Opponent: 24 (1st half), Stetson (Dec. 6, 2025), in Columbia, S.C.                     |

|  |   |
|--|---|
| <b>Collected 50 or more rebounds:</b>                                | South Carolina: 51, vs. SC State (Nov. 8, 2024), in Columbia, S.C.<br>Opponent: 51, Clemson (Dec. 18, 2021) in Clemson, S.C.  |
| <b>Shot 60% or better from the field:</b>                            | South Carolina: 60.0% (33-55), vs. UAlbany (Dec. 30, 2025) in Columbia, S.C.<br>Opponent: 62.3% (38-61), #19/21 Florida (Jan. 28, 2026), in Columbia, S.C...  |
| <b>Shot 50% or better from the field:</b>                            | South Carolina: 50.0% (27-54), at Texas (Feb. 3, 2026), in Austin, Texas<br>Opponent: 51.7% (31-60), LSU (Jan. 31, 2026), in Columbia, S.C..  |
| <b>Shot less than 30% from the field:</b>                            | South Carolina: 25.9% (15-58), vs. #19/21 Florida (Jan. 28, 2026), in Columbia, S.C..<br>Opponent: 28.8% (15-52), Arkansas (March 1, 2025) in Columbia, S.C.  |
| <b>Shot 50% or better from 3-point range (at least 10 attempts):</b> | South Carolina: 57.1% (12-21), at LSU (Jan. 6, 2026), in Baton Rouge, La..<br>Opponent: 50.0% (7-14), Northwestern (Nov. 23, 2025), in White Sulphur Springs, W. Va.  |
| <b>Shot 20% or less from 3-point range (at least 10 attempts):</b>   | South Carolina: 18.2% (2-11), at Texas (Feb. 3, 2026), in Austin, Texas.<br>Opponent: 18.5% (5-27), Oklahoma (Jan. 20, 2026), in Columbia, S.C.   |
| <b>Dished 20 or more assists:</b>                                    | South Carolina: 23, vs. Radford (Nov. 18, 2025), in Columbia, S.C.<br>Opponent: 23, LSU (Jan. 31, 2026), in Columbia, S.C.  |
| <b>Made 35 or more shots:</b>  | South Carolina: 45, vs. Allen (Dec. 14, 2021) in Columbia, S.C.<br>Opponent: 38, #19/21 Florida (Jan. 28, 2026), in Columbia, S.C..   |
| <b>Attempted 80 or more shots:</b>                                   | South Carolina: 82, vs. No. 5/4 Kentucky, (Feb. 8, 2022) in Columbia, S.C.<br>Opponent: 83, LSU (Feb. 10, 1996) in Columbia, S.C.   |
| <b>Attempted 70 or more shots:</b>                                   | South Carolina: 71, vs. VMI (Nov. 13, 2023), in Columbia, S.C.<br>Opponent: 73, #17/17 Arkansas (Jan. 14, 2026), in Fayetteville, Ark.  |
| <b>Made 10 or more 3-pointers:</b>                                   | South Carolina: 12, at LSU (Jan. 6, 2026), in Baton Rouge, La.<br>Opponent: 17, Texas A&M (Jan. 26, 2026), in College Station, Texas  |
| <b>Did not make a 3-pointer:</b>                                     | South Carolina: vs. USC Upstate (Nov. 6, 2018) in Columbia, S.C.<br>Opponent: Presbyterian (Nov. 12, 2025) in Columbia, S.C.  |
| <b>Attempted 30 or more 3-pointers:</b>                              | South Carolina: 30, at #17/17 Arkansas (Jan. 14, 2026), in Fayetteville, Ark.<br>Opponent: 39, Texas A&M (Jan. 26, 2026), in College Station, Texas   |
| <b>Attempted 25 or more 3-pointers:</b>                              | South Carolina: 25, at Texas A&M (Jan. 26, 2026), in College Station, Texas<br>Opponent: 27, Oklahoma (Jan. 20, 2026), in Columbia, S.C.  |
| <b>Made 30 or more free throws:</b>                                  | South Carolina: 31, vs. SC State (Dec. 22, 2025), in Columbia, S.C.<br>Opponent: 34, Ole Miss (Feb. 13, 2021) in Columbia, S.C.   |
| <b>Attempted 40 or more free throws:</b>                             | South Carolina: 45, vs. Texas (Feb. 22, 2025), in Columbia, S.C.<br>Opponent: 44, Ole Miss (Feb. 13, 2021) in Columbia, S.C.  |
| <b>Swiped 15 or more steals:</b>                                     | South Carolina: 15, at Georgia (Feb. 27, 2021) in Athens, Ga.<br>Opponent: 15, Vanderbilt (Jan. 15, 2025), in Nashville, Tenn.  |
| <b>Blocked 12 or more shots:</b>                                     | South Carolina: 12, vs. Coastal Carolina (Nov. 30, 2018) in Coulmbia, S.C.<br>Opponent: 12, Florida (Feb. 3, 2021) in Gainesville, Fla.   |
| <b>Blocked 8 or more shots:</b>                                      | South Carolina: 8, vs. North Florida (Nov. 4, 2024), in Columbia, S.C.<br>Opponent: 8, #19/21 Florida (Jan. 28, 2026), in Columbia, S.C.  |
| <b>Won by 30 or more points:</b>                                     | South Carolina: 31, vs. Stetson (Dec. 6, 2025), in Columbia, S.C.<br>Opponent: 47, #19/21 Florida (Jan. 28, 2026), in Columbia, S.C..   |
| <b>Won by 20 or more points:</b>                                     | South Carolina: 29, vs. UAlbany (Dec. 30, 2025) in Columbia, S.C.<br>Opponent: 23, Texas A&M (Jan. 26, 2026), in College Station, Texas   |
| <b>Played a single overtime game:</b>                                | Win: 83-79, vs. Southern Miss (Nov. 9, 2025), in Columbia, S.C.<br>Loss: 92-87, vs. LSU (Jan. 31, 2026), in Columbia, S.C.  |
| <b>Played a double overtime game:</b>                                | Win: 87-85 vs. WKU (Nov. 27, 2010) in Bowling Green, Ky.<br>Loss: 98-88 vs. Louisville (Feb. 20, 1988) in Columbia, S.C.  |
| <b>South Carolina played a No. 1 Team in the country:</b>            | Win: 68-62 vs. #1/1 Kentucky (Jan. 26, 2010) in Columbia, S.C.<br>Loss: 85-73 loss to #1/1 Tennessee (Feb. 13, 2019) in Knoxville, Tenn.  |
| <b>South Carolina played a top-5 opponent:</b>                       | Win: 63-59 at #5/5 Tennessee, (Jan. 30, 2024) in Knoxville, Tenn.<br>Loss: 75-65 loss at #4/4 Tennessee (March 8, 2025), in Knoxville, Tenn.  |
| <b>South Carolina played a top-10 opponent:</b>                      | Win: 63-59 win at #5/5 Tennessee (Jan. 30, 2024) in Knoxville, Tenn.<br>Loss: 85-42 loss vs. #8/9 Tennessee (Jan. 7, 2023), in Columbia, S.C.   |
| <b>South Carolina played a top-25 opponent:</b>                      | Win: 91-88 OT win vs. #25/RV Clemson (Dec. 17, 2024), in Columbia, S.C.<br>Loss: 95-48 loss vs. #19/21 Florida (Jan. 28, 2026), in Columbia, S.C..  |
| <b>South Carolina defeated a ranked opponent:</b>                    | Home: 91-88 OT win vs. #25/RV Clemson (Dec. 17, 2024), in Columbia, S.C..<br>Away: 63-59 win at #5/5 Tennessee (Jan. 30, 2024) in Knoxville, Tenn.<br>Neutral: 77-70 vs. #20/17 Florida (March 26, 2017) in New York City<br>SEC Home: 82-76 win vs. #24/24 Florida (Mar. 2, 2024) in Columbia, S.C.<br>SEC Away: 63-59 win at #5/5 Tennessee (Jan. 30, 2024) in Knoxville, Tenn. |
| <b>South Carolina defeated a top-10 opponent</b>                     | Home: 79-62 win vs. #6/6 Kentucky (Jan. 23, 2024) in Columbia, S.C.<br>Away: 63-59 win at #5/5 Tennessee (Jan. 30, 2024) in Knoxville, Tenn.<br>Neutral: 88-81 win vs. #7/7 Duke (March 19, 2017) in Greenville, S.C.   |
| <b>A South Carolina win opened the season:</b>                       | Home: 91-72 win vs. NC A&T (Nov. 4, 2025) in Columbia, S.C.<br>Away: 73-52 win at Wofford (Nov. 10, 2017) in Spartanburg, S.C.<br>Neutral: 74-61 win vs. Chaminade (Nov. 19, 2001) in Maui, Hawaii (Maui Invite)  |
| <b>South Carolina opened SEC play:</b>                               | Home: 83-71 loss vs. #11/11 Vanderbilt (Jan. 3, 2026) in Columbia, S.C.<br>Away: 78-68 win at LSU (Jan. 6, 2026) in Baton Rouge, La.  |





# Jordan Butler

Jr. • Forward • 7-0 • 237 • Greenville, S.C. // Missouri

## CAREER HIGHS

### Single Game Highs

| Statistic    | Value  |
|--------------|--|
| Points       | 11 vs Presbyterian 11/12/25  |
| Rebounds     | 7 vs Presbyterian 11/12/25   |
| Assists      | 2 vs Ole Miss 03/02/24, vs Texas 02/22/25                              |
| Steals       | 2 4 times  |
| Blocks       | 3 vs Texas A&M 02/07/24  |
| FG Made      | 4 at Ole Miss 02/17/24   |
| FG Attempts  | 7 at Ole Miss 02/17/24   |
| 3FG Made     | 2 vs Virginia Tech 11/27/24, vs UAlbany 12/30/25, vs Arkansas 03/01/25 |
| 3FG Attempts | 4 vs Illinois 12/22/23, vs Arkansas 03/01/25, vs Texas 02/22/25        |
| FT Made      | 5 vs Presbyterian 11/12/25, vs South Carolina St. 12/22/25             |
| FT Attempts  | 8 vs South Carolina St. 12/22/25                                       |

## SUPERLATIVES

|                          | '25-26 | Career |
|--------------------------|--------|--------|
| Double-figure scoring    | 1      | 2      |
| Double-figure rebounding | -      | -      |
| Double-double            | -      | -      |
| 2+ blocks                | -      | 13     |
| Team high scoring        | -      | -      |
| Team high rebounding     | -      | -      |
| Team high blocks         | 2      | 7*     |
| Team high steals         | 2      | 3*     |

includes led, or shared team high ; \* Carolina ONLY



INSTAGRAM: @jordanbutlerr0

## 2025-26 GAME-BY-GAME

| Opponent           | Date       | GS | MIN   | Total  |       | 3-Pointers |       | Free throws |       | Rebounds |     |     |     | PF  | A  | TO | BLK | STL | PTS | AVG |     |
|--------------------|------------|----|-------|--------|-------|------------|-------|-------------|-------|----------|-----|-----|-----|-----|----|----|-----|-----|-----|-----|-----|
|                    |            |    |       | FG-FGA | PCT   | 3FG-3FGA   | PCT   | FT-FTA      | PCT   | OFF      | DEF | TOT | AVG |     |    |    |     |     |     |     |     |
| N.C. A&T           | 11/04/2025 |    | 09:14 | 2-2    | 1.000 | 1-1        | 1.000 | 4-6         | .667  | 0        | 0   | 0   | 0.0 | 3   | 1  | 0  | 1   | 0   | 9   | 9.0 |     |
| Southern Miss.     | 11/09/2025 |    | 11:17 | 0-2    | .000  | 0-1        | .000  | 0-0         | .000  | 2        | 1   | 3   | 1.5 | 2   | 0  | 0  | 1   | 0   | 0   | 4.5 |     |
| Presbyterian       | 11/12/2025 |    | 19:56 | 3-4    | .750  | 0-0        | .000  | 5-5         | 1.000 | 1        | 6   | 7   | 3.3 | 5   | 1  | 0  | 1   | 0   | 11  | 6.7 |     |
| Radford            | 11/18/2025 |    | 11:05 | 3-4    | .750  | 0-1        | .000  | 0-0         | .000  | 1        | 3   | 4   | 3.5 | 1   | 0  | 0  | 0   | 0   | 6   | 6.5 |     |
| vs Butler          | 11/21/2025 |    | 14:33 | 2-3    | .667  | 0-1        | .000  | 2-2         | 1.000 | 2        | 2   | 4   | 3.6 | 1   | 0  | 0  | 0   | 1   | 6   | 6.4 |     |
| vs Northwestern    | 11/23/2025 | *  | 23:13 | 2-4    | .500  | 0-2        | .000  | 0-0         | .000  | 3        | 3   | 6   | 4.0 | 1   | 0  | 0  | 0   | 2   | 4   | 6.0 |     |
| Charleston So.     | 11/28/2025 | *  | 10:53 | 1-6    | .167  | 0-3        | .000  | 1-2         | .500  | 1        | 0   | 1   | 3.6 | 1   | 0  | 0  | 0   | 0   | 3   | 5.6 |     |
| Virginia Tech      | 12/02/2025 | *  | 13:46 | 0-1    | .000  | 0-1        | .000  | 4-4         | 1.000 | 0        | 2   | 2   | 3.4 | 1   | 0  | 0  | 0   | 0   | 4   | 5.4 |     |
| Stetson            | 12/06/2025 | *  | 08:37 | 1-2    | .500  | 0-1        | .000  | 0-0         | .000  | 3        | 2   | 5   | 3.6 | 1   | 0  | 2  | 0   | 0   | 2   | 5.0 |     |
| The Citadel        | 12/13/2025 |    | 04:53 | 0-0    | .000  | 0-0        | .000  | 0-0         | .000  | 0        | 0   | 0   | 3.2 | 1   | 0  | 0  | 0   | 0   | 0   | 4.5 |     |
| at Clemson         | 12/16/2025 |    | 02:55 | 0-1    | .000  | 0-1        | .000  | 0-0         | .000  | 0        | 1   | 1   | 3.0 | 0   | 0  | 0  | 0   | 0   | 0   | 4.1 |     |
| South Carolina St. | 12/22/2025 |    | 09:55 | 1-2    | .500  | 0-1        | .000  | 5-8         | .625  | 1        | 1   | 2   | 2.9 | 1   | 0  | 1  | 0   | 0   | 7   | 4.3 |     |
| UAlbany            | 12/30/2025 |    | 13:20 | 2-2    | 1.000 | 2-2        | 1.000 | 0-0         | .000  | 1        | 0   | 1   | 2.8 | 1   | 1  | 0  | 0   | 1   | 6   | 4.5 |     |
| Vanderbilt         | 01/03/2026 |    | 04:35 | 0-0    | .000  | 0-0        | .000  | 0-0         | .000  | 1        | 1   | 2   | 2.7 | 1   | 1  | 0  | 0   | 0   | 0   | 4.1 |     |
| at LSU             | 01/06/2026 |    | 03:54 | 1-1    | 1.000 | 0-0        | .000  | 0-0         | .000  | 0        | 1   | 1   | 2.6 | 1   | 0  | 0  | 0   | 0   | 2   | 4.0 |     |
| Georgia            | 01/10/2026 |    | 02:15 | 0-0    | .000  | 0-0        | .000  | 0-0         | .000  | 0        | 0   | 0   | 2.4 | 0   | 0  | 1  | 0   | 0   | 0   | 3.8 |     |
| at Texas A&M       | 01/24/2026 |    | 01:54 | 0-0    | .000  | 0-0        | .000  | 0-0         | .000  | 0        | 0   | 0   | 2.3 | 0   | 0  | 0  | 0   | 0   | 0   | 3.5 |     |
| Florida            | 01/28/2026 |    | 04:32 | 0-1    | .000  | 0-0        | .000  | 0-0         | .000  | 0        | 0   | 0   | 2.2 | 1   | 0  | 0  | 0   | 0   | 0   | 3.3 |     |
| Totals             |            |    | 4     | 170:46 | 18-35 | .514       | 3-15  | .200        | 21-27 | .778     | 16  | 23  | 39  | 2.2 | 22 | 4  | 4   | 3   | 4   | 60  | 3.3 |

### Player Averages

| Games Played | Minutes/ game | Points/ game | FG Pct | 3FG Pct | FT Pct | Rebounds/ game | Assists/ game | Turnovers/ game | Assist/Turnover ratio | Steals/ game | Blocks/ game |
|--------------|---------------|--------------|--------|---------|--------|----------------|---------------|-----------------|-----------------------|--------------|--------------|
| 18           | 9.5           | 3.3          | 51.4   | 20.0    | 77.8   | 2.2            | 0.2           | 0.2             | 1.0                   | 0.2          | 0.2          |

## PLAYER BIO

### 2025-26

- Missed his 1st game of the season at #17/17 Arkansas (Jan. 14) with an illness
- First career start at SC vs. Northwestern (Nov. 23) at Greenbrier Tip-Off ; 4 pts, 6 reb & tied career-high w/ 2 stls
- Had career-high 11 pts & 7 reb off bench in win vs. PC (Nov. 12)

### 2024-25

- Played in 28 games for the Gamecocks in his first season in Garnet & Black ; averaged 1.8 points, 0.9 rebounds and 0.5 blocks in 7.1 minutes per game
- Had five points, four rebounds, two blocks and an assist in the team's opening game of the SEC Tourney vs. Arkansas (March 12)
- Scored a season-high nine points with a rebound and a block in a home win over Arkansas (March 1) ; went 2-for-4 from behind the arc and logged a season-high 18 minutes played
- Had a pair of blocks vs. No. 13/15 Texas A&M (Feb. 1)
- Hit a pair of 3s and finished with six points in a win over Virginia Tech (Nov. 27) in the 3rd-place game of Fort Myers Tip-Off

### PRE-SOUTH CAROLINA

- Spent his freshman season at Missouri in 2023-24
- Played in 31 games for the Tigers, making 14 starts
- Averaged 2.3 pts and 2.0 reb in 11.4 minutes per game
- Had his best game of the season at Ole Miss (Feb. 17) with 10 points (4-of-7 FGs) and five rebounds
- Four-star prospect and a top-150 player that was ranked No. 2 in the state of South Carolina coming out of high school
- Played five seasons at Chris Church Episcopal School with his father, John, serving as his coach
- Helped lead the Cavaliers to a pair of state titles in 2021 and 2023
- As a senior, averaged 21.4 pts, 9.8 reb, 3.4 blks & 1.2 ast per game
- Was the 2023 Class A State Player of the Year and was selected to play in the Carolina Classic All-Star Game
- Two-time all-state and all-region selection, averaged 11.0 points and 7.0 rebounds per game in his five prep years

### PERSONAL

- Son of John and Casie – has an older brother John Jr. and a younger brother Josh ; born on June 20, 2005
- Mom played basketball at South Carolina from 1997-00 ; was a two-time member of the SEC Academic Honor Roll (1999, 2000) ; she played in 60 games for the Gamecocks, averaging 4.6 points and 2.7 rebounds per contest
- Older brother, John Jr., played at Florida State and currently plays for the Wisconsin Herd in the G-League
- Two favorite movies are Black Panther and Lion King
- Favorite player to watch and learn from is Anthony Davis
- Advice to young people is to stay the course ; you're on God's timing, not yours
- Communications major

## CAREER STATS

|              |      |       |          | Field Goals |      | 3-Point  |      | F-Throws |      | Rebounds |     |     |     | Scoring |    |    |     |     |     |     |
|--------------|------|-------|----------|-------------|------|----------|------|----------|------|----------|-----|-----|-----|---------|----|----|-----|-----|-----|-----|
| SEASON       | TEAM | GP-GS | MIN/AVG  | FG-FGA      | FG%  | 3FG-3FGA | 3FG% | FT-FTA   | FT%  | OFF      | DEF | TOT | AVG | PF-FO   | A  | TO | BLK | STL | PTS | AVG |
| 2023-24      | MO   | 30-13 | 329/11.0 | 23-58       | .397 | 4-25     | .160 | 10-20    | .500 | 19       | 38  | 57  | 1.9 | 67-4    | 4  | 12 | 25  | 9   | 60  | 2.0 |
| 2024-25      | SC   | 28-0  | 200/7.1  | 14-41       | .341 | 11-36    | .306 | 10-14    | .714 | 5        | 21  | 26  | 0.9 | 29-0    | 6  | 4  | 13  | 4   | 49  | 1.8 |
| 2025-26      | SC   | 18-4  | 171/9.5  | 18-35       | .514 | 3-15     | .200 | 21-27    | .778 | 16       | 23  | 39  | 2.2 | 22-1    | 4  | 4  | 3   | 4   | 60  | 3.3 |
| TOTAL FOR SC |      | 46-4  | 371/8.1  | 32-76       | .421 | 14-51    | .275 | 31-41    | .756 | 21       | 44  | 65  | 1.4 | 51-1    | 10 | 8  | 16  | 8   | 109 | 2.4 |
| TOTAL        |      | 76-17 | 700/9.2  | 55-134      | .410 | 18-76    | .237 | 41-61    | .672 | 40       | 82  | 122 | 1.6 | 118-5   | 14 | 20 | 41  | 17  | 169 | 2.2 |

2

# CHRIST ESSANDOKO

CREEST eh-SAHN-duh-ko

RJr. • Forward • 7-0 • 280 • Clichy, France // Providence

## CAREER HIGHS

### Single Game Highs

| Statistic    | Value |
|--------------|-------|
| Points       | 21    |
| Rebounds     | 15    |
| Assists      | 5     |
| Steals       | 3     |
| Blocks       | 3     |
| FG Made      | 7     |
| FG Attempts  | 12    |
| 3FG Made     | 3     |
| 3FG Attempts | 4     |
| FT Made      | 6     |
| FT Attempts  | 7     |

## SUPERLATIVES

|                        | '25-26 | Career |
|------------------------|--------|--------|
| Double-figure scoring  | -      | 6      |
| Double-figure rebounds | -      | 4      |
| Double-double          | -      | 1      |
| 2+ blocks              | -      | 9      |
| Team high scoring      | -      | -      |
| Team high rebounds     | 1      | 1*     |
| Team high blocks       | 1      | 1*     |
| Team high steals       | 1      | 1*     |

includes led, or shared team high ; \* Carolina ONLY



IG: @christ.esdk

## 2025-26 GAME-BY-GAME

| Opponent           | Date       | GS | MIN    | Total  |       | 3-Pointers |       | Free throws |       | Rebounds |     |     |     | PF | A | TO | BLK | STL | PTS | AVG |
|--------------------|------------|----|--------|--------|-------|------------|-------|-------------|-------|----------|-----|-----|-----|----|---|----|-----|-----|-----|-----|
|                    |            |    |        | FG-FGA | PCT   | 3FG-3FGA   | PCT   | FT-FTA      | PCT   | OFF      | DEF | TOT | AVG |    |   |    |     |     |     |     |
| N.C. A&T           | 11/04/2025 |    | 10:38  | 1-4    | .250  | 1-1        | 1.000 | 0-0         | .000  | 0        | 1   | 1   | 1.0 | 0  | 1 | 2  | 0   | 0   | 3   | 3.0 |
| Southern Miss.     | 11/09/2025 |    | 01:41  | 0-0    | .000  | 0-0        | .000  | 0-0         | .000  | 0        | 0   | 0   | 0.5 | 0  | 0 | 0  | 0   | 0   | 0   | 1.5 |
| Radford            | 11/18/2025 |    | 09:33  | 1-2    | .500  | 0-1        | .000  | 0-0         | .000  | 0        | 1   | 1   | 0.7 | 1  | 1 | 1  | 1   | 1   | 2   | 1.7 |
| vs Butler          | 11/21/2025 |    | 09:52  | 0-2    | .000  | 0-0        | .000  | 0-0         | .000  | 0        | 3   | 3   | 1.3 | 2  | 0 | 0  | 0   | 0   | 0   | 1.3 |
| vs Northwestern    | 11/23/2025 |    | 02:02  | 1-1    | 1.000 | 0-0        | .000  | 0-0         | .000  | 0        | 0   | 0   | 1.0 | 0  | 0 | 0  | 0   | 0   | 2   | 1.4 |
| Charleston So.     | 11/28/2025 |    | 05:39  | 0-2    | .000  | 0-2        | .000  | 0-0         | .000  | 0        | 0   | 0   | 0.8 | 0  | 0 | 0  | 0   | 0   | 0   | 1.2 |
| Virginia Tech      | 12/02/2025 |    | 09:59  | 3-4    | .750  | 2-2        | 1.000 | 0-0         | .000  | 1        | 2   | 3   | 1.1 | 1  | 0 | 1  | 0   | 0   | 8   | 2.1 |
| Stetson            | 12/06/2025 | *  | 12:52  | 2-3    | .667  | 1-1        | 1.000 | 0-2         | .000  | 0        | 3   | 3   | 1.4 | 1  | 1 | 0  | 0   | 0   | 5   | 2.5 |
| The Citadel        | 12/13/2025 | *  | 12:36  | 0-4    | .000  | 0-2        | .000  | 0-1         | .000  | 2        | 0   | 2   | 1.4 | 3  | 2 | 0  | 0   | 1   | 0   | 2.2 |
| at Clemson         | 12/16/2025 | *  | 16:08  | 2-6    | .333  | 1-2        | .500  | 3-4         | .750  | 1        | 6   | 7   | 2.0 | 4  | 1 | 1  | 0   | 0   | 8   | 2.8 |
| South Carolina St. | 12/22/2025 | *  | 07:02  | 0-0    | .000  | 0-0        | .000  | 2-2         | 1.000 | 1        | 2   | 3   | 2.1 | 0  | 0 | 1  | 0   | 0   | 2   | 2.7 |
| Georgia            | 01/10/2026 |    | 08:03  | 1-4    | .250  | 0-0        | .000  | 1-2         | .500  | 3        | 1   | 4   | 2.3 | 1  | 0 | 0  | 0   | 0   | 3   | 2.8 |
| at Arkansas        | 01/14/2026 |    | 04:52  | 0-2    | .000  | 0-1        | .000  | 0-0         | .000  | 0        | 0   | 0   | 2.1 | 2  | 0 | 1  | 0   | 0   | 0   | 2.5 |
| at Auburn          | 01/17/2026 |    | 03:47  | 0-0    | .000  | 0-0        | .000  | 1-2         | .500  | 0        | 0   | 0   | 1.9 | 1  | 0 | 2  | 0   | 0   | 1   | 2.4 |
| Florida            | 01/28/2026 |    | 06:33  | 1-4    | .250  | 1-2        | .500  | 0-0         | .000  | 0        | 0   | 0   | 1.8 | 2  | 0 | 0  | 0   | 0   | 3   | 2.5 |
| at Texas           | 02/03/2026 |    | 01:10  | 0-0    | .000  | 0-0        | .000  | 0-0         | .000  | 0        | 0   | 0   | 1.7 | 2  | 0 | 0  | 0   | 0   | 0   | 2.3 |
| Totals             |            | 4  | 122:27 | 12-38  | .316  | 6-14       | .429  | 7-13        | .538  | 8        | 19  | 27  | 1.7 | 20 | 6 | 9  | 1   | 2   | 37  | 2.3 |

### Player Averages

| Games Played | Minutes/ game | Points/ game | FG Pct | 3FG Pct | FT Pct | Rebounds/ game | Assists/ game | Turnovers/ game | Assist/Turnover ratio | Steals/ game | Blocks/ game |
|--------------|---------------|--------------|--------|---------|--------|----------------|---------------|-----------------|-----------------------|--------------|--------------|
| 16           | 7.7           | 2.3          | 31.6   | 42.9    | 53.8   | 1.7            | 0.4           | 0.6             | 0.7                   | 0.1          | 0.1          |

## PLAYER BIO

### 2025-26

- Returned vs. #18/20 Georgia (Jan. 10) after missing three games with an ankle injury
- 8 pts, 7 reb at Clemson (Dec. 16)
- Made his first career start at South Carolina vs. Stetson (Dec. 6) ; finished with 5 pts, 3 reb and 1 ast
- Had his best game in Garnet & Black in ACC/SEC Challenge vs. Virginia Tech (Dec. 2) ; was 3-of-4 from the floor hitting a pair of 3s with 8 pts and 3 reb

### PRE-SOUTH CAROLINA

- Played in 47 games w/ 22 starts in 3 collegiate seasons with stops at Saint Joseph's (2022-24) and Providence (2024-25)
- Career 50.2% shooter (107-of-213 FGs)
- At Providence in 2024-25, averaged 4.3 points and 3.9 rebounds per game in 22 appearances (7 starts) for the Friars
- At Saint Joseph's in 2023-24, averaged 8.2 pts, 5.7 reb, 1.5 ast and 1.1 blks per game in 25 appearances (15 starts)
- Shot 36.8% from 3 (14-of-38 3FGs) for the Hawks and scored in double-figures 6x
- Scored a career-high 21 points with 12 rebounds in a 71-69 win vs. Duquesne (1/20/24)
- Pulled down a career-high 15 rebounds in a 75-73 win vs. George Mason (1/31/24)
- Had 14 points and eight boards in the NIT against Seton Hall (3/20/24)
- Redshirted his initial collegiate season at SJU in 2022-23

### PRE-COLLEGE

- Attended High school at Nanterre (France) his freshman and sophomore year before enrolling at Winston-Salem Christian Academy (N.C.)
- Won Freshman of the Year at Nanterre in 2018 ; averaged 17.0 points and 12.0 rebounds per game as a sophomore in 2019 and helped the team win the 2019 U18 French National Championship
- Named to the U18 EuroLeague Junior First Team in 2020
- As a senior at Winston-Salem CA, averaged 15.0 points, 11.0 rebounds and 3.0 blocks per game
- Played for Team Curry on the Under Armour Association circuit

### PERSONAL

- Born on Feb. 2, 2003
- Son of Matilde and Wilson Essandoko ; has two sisters: Eunice and Matt
- Sociology major
- Favorite food is pasta
- List Cristiano Ronaldo and LeBron James as his favorite athletes
- Is an avid fan of professional football club Paris Saint-Germain

## CAREER STATS

|              |      |       |          | Field Goals |      | 3-Point  |      | F-Throws |      | Rebounds |     |     |     | Scoring |    |    |     |     |     |     |
|--------------|------|-------|----------|-------------|------|----------|------|----------|------|----------|-----|-----|-----|---------|----|----|-----|-----|-----|-----|
| SEASON       | TEAM | GP-GS | MIN/AVG  | FG-FGA      | FG%  | 3FG-3FGA | 3FG% | FT-FTA   | FT%  | OFF      | DEF | TOT | AVG | PF-FO   | A  | TO | BLK | STL | PTS | AVG |
| 2023-24      | SJU  | 25-15 | 524/21.0 | 71-142      | .500 | 14-38    | .368 | 48-74    | .649 | 40       | 103 | 143 | 5.7 | 48-2    | 38 | 51 | 27  | 12  | 204 | 8.2 |
| 2024-25      | PROV | 22-7  | 328/14.9 | 36-71       | .507 | 3-14     | .214 | 19-36    | .528 | 22       | 63  | 85  | 3.9 | 30-0    | 18 | 26 | 14  | 5   | 94  | 4.3 |
| 2025-26      | SC   | 16-4  | 122/7.7  | 12-38       | .316 | 6-14     | .429 | 7-13     | .538 | 8        | 19  | 27  | 1.7 | 20-0    | 6  | 9  | 1   | 2   | 37  | 2.3 |
| TOTAL FOR SC |      | 16-4  | 122/7.7  | 12-38       | .316 | 6-14     | .429 | 7-13     | .538 | 8        | 19  | 27  | 1.7 | 20-0    | 6  | 9  | 1   | 2   | 37  | 2.3 |
| TOTAL        |      | 63-26 | 975/15.5 | 119-251     | .474 | 23-66    | .348 | 74-123   | .602 | 70       | 185 | 255 | 4.0 | 98-2    | 62 | 86 | 42  | 19  | 335 | 5.3 |



4

## Kobe Knox

RSr. • Guard • 6-5 • 200 • Tampa, Fla. // USF

## CAREER HIGHS

## Single Game Highs

| Statistic    | Value   |
|--------------|---|
| Points       | 21 vs Sam Houston 03/10/23                            |
| Rebounds     | 10 vs Georgia 01/10/26                                |
| Assists      | 7 vs Benedictine Mesa 11/26/22, vs Park (AZ) 02/21/23 |
| Steals       | 4 vs Wichita St. 03/13/25                             |
| Blocks       | 5 vs UTRGV 02/15/23                                   |
| FG Made      | 7 6 times   |
| FG Attempts  | 14 vs Fla. Atlantic 03/02/25, at Texas A&M 01/24/26   |
| 3FG Made     | 6 vs Sam Houston 03/10/23                             |
| 3FG Attempts | 8 5 times   |
| FT Made      | 7 vs Wichita St. 03/13/25, vs Presbyterian 11/12/25   |
| FT Attempts  | 9 vs Wichita St. 03/13/25, vs Presbyterian 11/12/25   |

## SUPERLATIVES

|                       | '25-26 | Career |
|-----------------------|--------|--------|
| Double-figure scoring | 12     | 49     |
| Double-double         | 1      | 1      |
| 5+ assists            | 3      | 7      |
| 3+ steals             | -      | 6      |
| 2+ blocks             | -      | 11     |
| Team high scoring     | 1      | 1*     |
| Team high rebounding  | 5      | 5*     |
| Team high assists     | 5      | 5*     |
| Team high blocks      | 3      | 3*     |
| Team high steals      | 6      | 6*     |

includes led, or shared team high ; \* Carolina ONLY



IG: @thekobeknox

X: @Kknox02

## 2025-26 GAME-BY-GAME

| Opponent           | Date       | GS | MIN   | Total  |        | 3-Pointers |       | Free throws |       | Rebounds |     |     | PF  | A   | TO | BLK | STL | PTS | AVG  |      |      |
|--------------------|------------|----|-------|--------|--------|------------|-------|-------------|-------|----------|-----|-----|-----|-----|----|-----|-----|-----|------|------|------|
|                    |            |    |       | FG-FGA | PCT    | 3FG-3FGA   | PCT   | FT-FTA      | PCT   | OFF      | DEF | TOT |     |     |    |     |     |     |      | AVG  |      |
| N.C. A&T           | 11/04/2025 | *  | 26:28 | 4-8    | .500   | 2-4        | .500  | 2-2         | 1.000 | 1        | 2   | 3   | 3.0 | 1   | 2  | 1   | 0   | 12  | 12.0 |      |      |
| Southern Miss.     | 11/09/2025 | *  | 21:01 | 1-5    | .200   | 0-3        | .000  | 0-0         | .000  | 1        | 3   | 4   | 3.5 | 3   | 5  | 1   | 0   | 1   | 7.0  |      |      |
| Presbyterian       | 11/12/2025 | *  | 23:18 | 0-4    | .000   | 0-2        | .000  | 7-9         | .778  | 1        | 0   | 1   | 2.7 | 1   | 2  | 1   | 0   | 0   | 7    |      |      |
| Radford            | 11/18/2025 | *  | 28:34 | 2-5    | .400   | 0-3        | .000  | 6-6         | 1.000 | 0        | 2   | 2   | 2.5 | 2   | 5  | 0   | 1   | 10  | 7.8  |      |      |
| vs Butler          | 11/21/2025 | *  | 26:53 | 2-3    | .667   | 1-2        | .500  | 2-2         | 1.000 | 3        | 2   | 5   | 3.0 | 4   | 4  | 0   | 0   | 2   | 7.7  |      |      |
| vs Northwestern    | 11/23/2025 | *  | 31:50 | 4-9    | .444   | 1-4        | .250  | 0-0         | .000  | 2        | 1   | 3   | 3.0 | 1   | 4  | 3   | 1   | 0   | 9    | 7.8  |      |
| Charleston So.     | 11/28/2025 | *  | 32:28 | 6-8    | .750   | 1-2        | .500  | 2-3         | .667  | 0        | 1   | 1   | 2.7 | 2   | 0  | 0   | 0   | 1   | 15   | 8.9  |      |
| Virginia Tech      | 12/02/2025 | *  | 36:47 | 4-8    | .500   | 1-3        | .333  | 2-3         | .667  | 0        | 2   | 2   | 2.6 | 4   | 4  | 1   | 1   | 0   | 11   | 9.1  |      |
| Stetson            | 12/06/2025 | *  | 19:13 | 2-5    | .400   | 1-3        | .333  | 3-3         | 1.000 | 2        | 1   | 3   | 2.7 | 1   | 0  | 5   | 0   | 1   | 8    | 9.0  |      |
| The Citadel        | 12/13/2025 | *  | 30:42 | 3-9    | .333   | 0-4        | .000  | 6-6         | 1.000 | 1        | 3   | 4   | 2.8 | 3   | 2  | 0   | 0   | 1   | 12   | 9.3  |      |
| at Clemson         | 12/16/2025 | *  | 36:10 | 5-7    | .714   | 1-3        | .333  | 2-2         | 1.000 | 1        | 1   | 2   | 2.7 | 3   | 2  | 4   | 0   | 2   | 13   | 9.6  |      |
| South Carolina St. | 12/22/2025 | *  | 28:26 | 3-4    | .750   | 0-1        | .000  | 5-7         | .714  | 1        | 1   | 2   | 2.7 | 1   | 5  | 2   | 0   | 1   | 11   | 9.8  |      |
| UAlbany            | 12/30/2025 | *  | 23:49 | 2-4    | .500   | 1-3        | .333  | 2-2         | 1.000 | 1        | 1   | 2   | 2.6 | 0   | 2  | 1   | 1   | 1   | 7    | 9.5  |      |
| Vanderbilt         | 01/03/2026 | *  | 26:58 | 2-6    | .333   | 0-3        | .000  | 2-2         | 1.000 | 0        | 0   | 0   | 2.4 | 5   | 3  | 1   | 0   | 0   | 6    | 9.3  |      |
| at LSU             | 01/06/2026 | *  | 19:27 | 1-4    | .250   | 0-1        | .000  | 2-4         | .500  | 0        | 2   | 2   | 2.4 | 2   | 2  | 0   | 0   | 0   | 4    | 8.9  |      |
| Georgia            | 01/10/2026 | *  | 34:57 | 2-4    | .500   | 0-0        | .000  | 6-8         | .750  | 3        | 7   | 10  | 2.9 | 3   | 1  | 0   | 0   | 2   | 10   | 9.0  |      |
| at Arkansas        | 01/14/2026 | *  | 25:17 | 4-7    | .571   | 1-3        | .333  | 0-0         | .000  | 1        | 3   | 4   | 2.9 | 3   | 0  | 4   | 0   | 1   | 9    | 9.0  |      |
| at Auburn          | 01/17/2026 | *  | 30:33 | 4-8    | .500   | 1-3        | .333  | 3-4         | .750  | 2        | 7   | 9   | 3.3 | 2   | 2  | 2   | 1   | 0   | 12   | 9.2  |      |
| Oklahoma           | 01/20/2026 | *  | 35:39 | 7-11   | .636   | 1-3        | .333  | 3-6         | .500  | 1        | 6   | 7   | 3.5 | 1   | 3  | 1   | 0   | 0   | 18   | 9.6  |      |
| at Texas A&M       | 01/24/2026 | *  | 38:04 | 7-14   | .500   | 2-2        | 1.000 | 2-2         | 1.000 | 1        | 4   | 5   | 3.6 | 1   | 1  | 1   | 0   | 1   | 18   | 10.1 |      |
| Florida            | 01/28/2026 | *  | 26:24 | 2-4    | .500   | 1-1        | 1.000 | 1-2         | .500  | 1        | 3   | 4   | 3.6 | 1   | 0  | 2   | 1   | 1   | 6    | 9.9  |      |
| LSU                | 01/31/2026 | *  | 37:23 | 5-11   | .455   | 1-3        | .333  | 4-6         | .667  | 1        | 1   | 2   | 3.5 | 4   | 1  | 0   | 0   | 2   | 15   | 10.1 |      |
| at Texas           | 02/03/2026 | *  | 34:26 | 1-4    | .250   | 0-0        | .000  | 6-6         | 1.000 | 2        | 5   | 7   | 3.7 | 3   | 0  | 1   | 0   | 2   | 8    | 10.0 |      |
| Totals             |            |    | 23    | 674:48 | 73-152 | .480       | 16-56 | .286        | 68-85 | .800     | 26  | 58  | 84  | 3.7 | 51 | 50  | 31  | 5   | 20   | 230  | 10.0 |

## Player Averages

| Games Played | Minutes/ game | Points/ game | FG Pct | 3FG Pct | FT Pct | Rebounds/ game | Assists/ game | Turnovers/ game | Assist/Turnover ratio | Steals/ game | Blocks/ game |
|--------------|---------------|--------------|--------|---------|--------|----------------|---------------|-----------------|-----------------------|--------------|--------------|
| 23           | 29.3          | 10.0         | 48.0   | 28.6    | 80.0   | 3.7            | 2.2           | 1.3             | 1.6                   | 0.9          | 0.2          |

## PLAYER BIO

## 2025-26

- Double-figures 12x this season
- 18 pts for second-straight game at Texas A&M (Jan. 24)
- 18 pts (season-high), team-high 7 reb in win vs. OU (Jan. 20)
- 12 pts, team-high 9 reb at Auburn (Jan. 17)
- 10 pts & career-high 10 reb vs. #18/20 Georgia (Jan. 10) for first career double-double
- 15 points (6-of-8 FGs) in win vs. Charleston Southern (Nov. 28)

## PRE-SOUTH CAROLINA

- In 3 collegiate seasons, played in 97 games (71 starts) and averaged 8.0 points, 2.5 rebounds and 1.4 assists per game with stops at Grand Canyon (2021-23) and USF (2023-25)
- Career 45.2% (280-of-620 FGs) shooter with a 34.0% (110-of-324 3FGs) shooting clip from behind the arc
- Fresh off his best collegiate season, averaging 10.8 pts, 3.1 reb, 1.6 ast & 1.1 stls per game for USF in 24-25
- Scored 10+, 18x in 30 app. as a junior for the Bulls & the team was 12-6 in those games when he scored 10+ pts
- Played & started all 35 games his first season at USF in 23-24, averaging 8.4 pts, 2.9 reb & 1.5 ast per game, scoring in double-figures 12x (team 10-2 in those games)
- Helped lead the Bulls to a 25-8 record and 16-2 mark in league action his first season on campus, helping the team to its first AAC Regular Season Title in program history
- As a redshirt freshman at Grand Canyon in 2022-23, Knox played in 34 games (16 starts) for the Lopes shooting 50.4% (FGs) from the floor and 41.0% (3FGs) from behind the arc
- Averaged 5.3 pts, 1.7 reb and 1.2 ast per game helping GCU to the WAC Tournament Title and the program's second all-time appearance in the NCAA Tournament
- Scored a career-high 21 points (6-for-6 3FGs) in a 78-75 win over Sam Houston State (3/10/23) in the semifinals of the WAC Tournament ; redshirted initial season at GCU in 21-22

## PRE-COLLEGE

- Attended the Bosco Institute in Crown Point, Indiana to grow his game in his final prep season
- Led Tampa Catholic in scoring for three seasons and was a McDonald's All-American nominee
- Averaged 16.9 points per game as a senior in 2019-20 and 19.0 points per game as a junior in 2018-19 while shooting 52.0%
- Over the course of three varsity seasons, led Tampa Catholic to a 76-19 record ; grew from 5-9 to 6-4 by the time he completed high school

## PERSONAL

- Son of Kevin and Michelle Knox ; has an older brother, Kevin II (played at UK and in NBA), and a younger brother, Karter (plays at Arkansas) ; also has a younger sister, Ashley (four-star prospect at Tampa Catholic)
- Named after Kobe Bryant
- Dad played football at Florida State (won National Title in 1993 & was drafted by Buffalo in 1994) & mom played volleyball for Seminoles

## CAREER STATS

|              |      |        |           | Field Goals |      | 3-Point  |      | F-Throws |      | Rebounds |     |     |     | Scoring |     |     |     |     |      |      |
|--------------|------|--------|-----------|-------------|------|----------|------|----------|------|----------|-----|-----|-----|---------|-----|-----|-----|-----|------|------|
| SEASON       | TEAM | GP-GS  | MIN/AVG   | FG-FGA      | FG%  | 3FG-3FGA | 3FG% | FT-FTA   | FT%  | OFF      | DEF | TOT | AVG | PF-FO   | A   | TO  | BLK | STL | PTS  | AVG  |
| 2022-23      | GCU  | 34-16  | 531/15.6  | 63-125      | .504 | 25-61    | .410 | 28-43    | .651 | 21       | 36  | 57  | 1.7 | 59-1    | 40  | 27  | 24  | 17  | 179  | 5.3  |
| 2023-24      | USF  | 33-33  | 865/26.2  | 98-238      | .412 | 45-142   | .317 | 36-63    | .571 | 36       | 61  | 97  | 2.9 | 60-0    | 51  | 27  | 21  | 18  | 277  | 8.4  |
| 2024-25      | USF  | 30-22  | 857/28.6  | 119-257     | .463 | 40-121   | .331 | 46-60    | .767 | 35       | 57  | 92  | 3.1 | 53-0    | 48  | 21  | 12  | 34  | 324  | 10.8 |
| 2025-26      | SC   | 23-23  | 675/29.3  | 73-152      | .480 | 16-56    | .286 | 68-85    | .800 | 26       | 58  | 84  | 3.7 | 51-1    | 50  | 31  | 5   | 20  | 230  | 10.0 |
| TOTAL FOR SC |      | 23-23  | 675/29.3  | 73-152      | .480 | 16-56    | .286 | 68-85    | .800 | 26       | 58  | 84  | 3.7 | 51-1    | 50  | 31  | 5   | 20  | 230  | 10.0 |
| TOTAL        |      | 120-94 | 2928/24.4 | 353-772     | .457 | 126-380  | .332 | 178-251  | .709 | 118      | 212 | 330 | 2.8 | 223-2   | 189 | 106 | 62  | 89  | 1010 | 8.4  |

5

# Meechie Johnson

MEE-chee

RSr. • Guard • 6-2 • 192 • Cleveland, Ohio // Ohio State

## CAREER HIGHS

### Single Game Highs

| Statistic    | Value  |
|--------------|--|
| Points       | 35 at Texas 02/03/26                           |
| Rebounds     | 8 vs George Washington 12/01/23                |
| Assists      | 8 at Georgetown 12/03/22, vs Ole Miss 02/06/24 |
| Steals       | 4 vs Bowling Green 11/15/21                    |
| Blocks       | 2 vs Georgia 01/10/26                          |
| FG Made      | 12 at Texas 02/03/26                           |
| FG Attempts  | 21 at Texas 02/03/26                           |
| 3FG Made     | 7 vs Southern Miss. 11/09/25                   |
| 3FG Attempts | 14 vs Southern Miss. 11/09/25                  |
| FT Made      | 13 vs Oklahoma 01/20/26                        |
| FT Attempts  | 15 vs Oklahoma 01/20/26                        |

## SUPERLATIVES

|                       | '25-26 | Career |
|-----------------------|--------|--------|
| Double-figure scoring | 17     | 65     |
| Double-double         | -      | -      |
| 5+ assists            | 12     | 29     |
| 3+ steals             | 4      | 7      |
| Team high scoring     | 13     | 35*    |
| Team high rebounding  | 1      | 9*     |
| Team high assists     | 15     | 45*    |
| Team high steals      | 10     | 34*    |

includes led, or shared team high ; \* Carolina ONLY



IG: @meechie.1

X: @MeechieJohnson0

TIKTOK: @meechie.1

## 2025-26 GAME-BY-GAME

| Opponent           | Date       | GS | MIN   | Total  |         | 3-Pointers |        | Free throws |         | Rebounds |     |     |     | PF  | A  | TO | BLK | STL | PTS | AVG  |      |
|--------------------|------------|----|-------|--------|---------|------------|--------|-------------|---------|----------|-----|-----|-----|-----|----|----|-----|-----|-----|------|------|
|                    |            |    |       | FG-FGA | PCT     | 3FG-3FGA   | PCT    | FT-FTA      | PCT     | OFF      | DEF | TOT | AVG |     |    |    |     |     |     |      |      |
| N.C. A&T           | 11/04/2025 | *  | 24:14 | 5-13   | .385    | 2-5        | .400   | 2-5         | .400    | 0        | 5   | 5   | 5.0 | 3   | 4  | 1  | 0   | 2   | 14  | 14.0 |      |
| Southern Miss.     | 11/09/2025 | *  | 32:55 | 9-19   | .474    | 7-14       | .500   | 8-11        | .727    | 0        | 3   | 3   | 4.0 | 3   | 3  | 5  | 0   | 0   | 33  | 23.5 |      |
| Presbyterian       | 11/12/2025 | *  | 24:56 | 3-9    | .333    | 1-4        | .250   | 2-4         | .500    | 0        | 2   | 2   | 3.3 | 1   | 3  | 0  | 0   | 0   | 9   | 18.7 |      |
| Radford            | 11/18/2025 | *  | 25:51 | 1-5    | .200    | 0-2        | .000   | 0-0         | .000    | 0        | 1   | 1   | 2.8 | 3   | 5  | 4  | 0   | 2   | 2   | 14.5 |      |
| vs Butler          | 11/21/2025 | *  | 31:19 | 8-19   | .421    | 3-8        | .375   | 5-8         | .625    | 0        | 2   | 2   | 2.6 | 3   | 3  | 4  | 0   | 1   | 24  | 16.4 |      |
| vs Northwestern    | 11/23/2025 | *  | 35:04 | 6-17   | .353    | 3-11       | .273   | 0-0         | .000    | 2        | 1   | 3   | 2.7 | 3   | 5  | 0  | 0   | 2   | 15  | 16.2 |      |
| Charleston So.     | 11/28/2025 | *  | 29:22 | 0-3    | .000    | 0-1        | .000   | 4-4         | 1.000   | 0        | 5   | 5   | 3.0 | 2   | 1  | 2  | 0   | 0   | 4   | 14.4 |      |
| Virginia Tech      | 12/02/2025 | *  | 36:27 | 7-12   | .583    | 2-6        | .333   | 2-4         | .500    | 0        | 6   | 6   | 3.4 | 1   | 2  | 1  | 0   | 1   | 18  | 14.9 |      |
| Stetson            | 12/06/2025 | *  | 24:35 | 5-5    | 1.000   | 2-2        | 1.000  | 5-5         | 1.000   | 0        | 4   | 4   | 3.4 | 2   | 5  | 1  | 0   | 0   | 17  | 15.1 |      |
| The Citadel        | 12/13/2025 | *  | 30:13 | 7-11   | .636    | 1-3        | .333   | 4-4         | 1.000   | 0        | 2   | 2   | 3.3 | 2   | 3  | 1  | 0   | 0   | 19  | 15.5 |      |
| at Clemson         | 12/16/2025 | *  | 34:53 | 2-9    | .222    | 0-4        | .000   | 4-4         | 1.000   | 1        | 5   | 6   | 3.5 | 1   | 4  | 4  | 0   | 3   | 8   | 14.8 |      |
| South Carolina St. | 12/22/2025 | *  | 28:38 | 0-5    | .000    | 0-4        | .000   | 4-4         | 1.000   | 0        | 4   | 4   | 3.6 | 2   | 5  | 2  | 0   | 3   | 4   | 13.9 |      |
| UAlbany            | 12/30/2025 | *  | 25:33 | 5-8    | .625    | 3-5        | .600   | 2-2         | 1.000   | 0        | 3   | 3   | 3.5 | 1   | 4  | 0  | 0   | 1   | 15  | 14.0 |      |
| Vanderbilt         | 01/03/2026 | *  | 31:32 | 2-9    | .222    | 1-5        | .200   | 4-6         | .667    | 0        | 2   | 2   | 3.4 | 0   | 6  | 3  | 0   | 1   | 9   | 13.6 |      |
| at LSU             | 01/06/2026 | *  | 34:37 | 4-9    | .444    | 3-6        | .500   | 8-10        | .800    | 0        | 2   | 2   | 3.3 | 0   | 6  | 1  | 0   | 3   | 19  | 14.0 |      |
| Georgia            | 01/10/2026 | *  | 33:13 | 4-13   | .308    | 1-8        | .125   | 2-2         | 1.000   | 0        | 4   | 4   | 3.4 | 4   | 5  | 3  | 2   | 1   | 11  | 13.8 |      |
| at Arkansas        | 01/14/2026 | *  | 34:14 | 9-13   | .692    | 3-6        | .500   | 8-10        | .800    | 0        | 1   | 1   | 3.2 | 1   | 6  | 3  | 0   | 1   | 29  | 14.7 |      |
| at Auburn          | 01/17/2026 | *  | 34:57 | 6-17   | .353    | 3-7        | .429   | 2-2         | 1.000   | 1        | 4   | 5   | 3.3 | 4   | 6  | 3  | 0   | 3   | 17  | 14.8 |      |
| Oklahoma           | 01/20/2026 | *  | 33:05 | 3-8    | .375    | 1-3        | .333   | 13-15       | .867    | 0        | 3   | 3   | 3.3 | 4   | 4  | 2  | 1   | 1   | 20  | 15.1 |      |
| at Texas A&M       | 01/24/2026 | *  | 33:37 | 7-12   | .583    | 2-4        | .500   | 10-10       | 1.000   | 0        | 4   | 4   | 3.4 | 2   | 5  | 4  | 0   | 1   | 26  | 15.7 |      |
| Florida            | 01/28/2026 | *  | 25:27 | 3-12   | .250    | 0-3        | .000   | 4-4         | 1.000   | 0        | 1   | 1   | 3.2 | 1   | 2  | 1  | 0   | 1   | 10  | 15.4 |      |
| LSU                | 01/31/2026 | *  | 36:42 | 5-13   | .385    | 2-7        | .286   | 9-11        | .818    | 0        | 5   | 5   | 3.3 | 4   | 6  | 2  | 0   | 1   | 21  | 15.6 |      |
| at Texas           | 02/03/2026 | *  | 34:26 | 12-21  | .571    | 1-3        | .333   | 10-14       | .714    | 0        | 1   | 1   | 3.2 | 2   | 6  | 1  | 0   | 2   | 35  | 16.5 |      |
| Totals             |            |    | 23    | 715:50 | 113-262 | .431       | 41-121 | .339        | 112-139 | .806     | 4   | 70  | 74  | 3.2 | 49 | 99 | 48  | 3   | 30  | 379  | 16.5 |

### Player Averages

| Games Played | Minutes/ game | Points/ game | FG Pct | 3FG Pct | FT Pct | Rebounds/ game | Assists/ game | Turnovers/ game | Assist/Turnover ratio | Steals/ game | Blocks/ game |
|--------------|---------------|--------------|--------|---------|--------|----------------|---------------|-----------------|-----------------------|--------------|--------------|
| 23           | 31.1          | 16.5         | 43.1   | 33.9    | 80.6   | 3.2            | 4.3           | 2.1             | 2.1                   | 1.3          | 0.1          |

## PLAYER BIO

### AWARDS/HONORS

- Second Team All-SEC (2024)
- Lute Olson National Player of the Year Finalist (2023-24)
- Lute Olson National Player of the Week (3/4/24)
- SEC Player of the Week (1/8/24; 3/4/24)
- SEC Academic Honor Roll (2022-23; 2023-24)
- Big Ten Academic Honor Roll (2021-22; 2024-25)

### 2025-26

- Career-high 35 pts at Texas (Feb. 5) ; 1 of 6 SEC players with multiple 30-pt games this season
- 21 pts, 6 ast, 5 reb vs LSU (Jan. 31)
- Made 29-straight FTs in game action from the 16:51 mark in H2 vs. LSU (Jan. 31) dating back to 2:05 mark of H2 in the win over OU on Jan. 20
- 25 pts (7-of-12 FGs, 10-of-10 FTs) at A&M (Jan. 24)
- 20 pts (18 in 2nd half) vs. OU (Jan. 20) ; was 13-of-15 at FT line & finished game with 9-straight made FTs the final 2:05
- 19 pts, 6 ast, 5 reb & 3 stls at Auburn (Jan. 17)
- Game-high 29 pts at #17/17 Arkansas (Jan. 14) w/ 6 ast
- 19 pts, 6 ast, 3 stl & 2 reb in road win at LSU (Jan. 6)
- 19 pts vs. The Citadel (Dec. 13) ; joined the 1,000-career point club at SC w/ final bucket ; 48th player in program history & first since All-SEC guard AJ Lawson (2018-21)
- Scored career-high 33 pts in OT win vs. Southern Miss (Nov. 9) ; hit career-high 7 3s and became ninth player in school history to make 7 or more 3s in a game ; scored 14 of the team's final 16 pts the last 3:39 of regulation to force OT

### CAREER HIGHLIGHTS

- Has played in 139 career games (100 starts) in 6 seasons of college basketball at Ohio State and South Carolina
- 1,451 career pts (10.4 ppg) ; 224 career made 3s (1.6 per game)
- Has played in 86 career games for the Gamecocks averaging 14.2 pts, 3.7 rebounds & 3.5 ast per game
- 59 career games at SC with 10+ pts ; 21, 20-point games
- Started all 33 games he played in for South Carolina in 2023-24, averaging 14.1 points, 4.1 rebounds, 2.9 assists and 0.9 steals per game in helping the Gamecocks tie a program record with 26 wins and lead the team to its first NCAA Tournament appearance since 2017
- Scored in double-figures a team-leading 22X & had a career-best 10, 20-point games en route to earning All-SEC honors
- His 60 made 3s and 30 steals led the team
- Played in 30 games in first season at South Carolina in 2022-23, making 29 starts ; was team's second leading scorer, averaging 12.7 points per game ; led the Gamecocks averaging 3.6 assists per contest, which ranked eighth in the SEC

### PERSONAL

- Son of Meechie Johnson Sr. and Mannuella Cooper
- Full name is Demetrius Johnson but goes by Meechie
- Earliest basketball memory is his dad putting a ball in his crib
- Has a golden doodle named Nemo
- Favorite place to eat in Columbia is Hall's Chophouse
- Listens to Elevation Worship to help get locked in before a game
- Enjoys spending time with family and attending church

## CAREER STATS

|              |      |         |           | Field Goals |      | 3-Point  |      | F-Throws |      | Rebounds |     |     |     | Scoring |     |     |     |     |      |      |
|--------------|------|---------|-----------|-------------|------|----------|------|----------|------|----------|-----|-----|-----|---------|-----|-----|-----|-----|------|------|
| SEASON       | TEAM | GP-GS   | MIN/AVG   | FG-FGA      | FG%  | 3FG-3FGA | 3FG% | FT-FTA   | FT%  | OFF      | DEF | TOT | AVG | PF-FO   | A   | TO  | BLK | STL | PTS  | AVG  |
| 2020-21      | OSU  | 17-0    | 100/5.9   | 7-18        | .389 | 6-12     | .500 | 1-6      | .167 | 1        | 6   | 7   | 0.4 | 6-0     | 3   | 5   | 1   | 3   | 21   | 1.2  |
| 2021-22      | OSU  | 26-5    | 461/17.7  | 37-120      | .308 | 27-84    | .321 | 14-19    | .737 | 8        | 32  | 40  | 1.5 | 40-0    | 31  | 35  | 3   | 17  | 115  | 4.4  |
| 2022-23      | SC   | 30-29   | 999/33.3  | 126-349     | .361 | 70-214   | .327 | 58-76    | .763 | 19       | 91  | 110 | 3.7 | 52-1    | 109 | 72  | 1   | 22  | 380  | 12.7 |
| 2023-24      | SC   | 33-33   | 960/29.1  | 156-391     | .399 | 60-187   | .321 | 93-118   | .788 | 22       | 114 | 136 | 4.1 | 71-2    | 95  | 52  | 4   | 30  | 465  | 14.1 |
| 2024-25      | OSU  | 10-10   | 288/28.8  | 32-90       | .356 | 20-56    | .357 | 7-14     | .500 | 0        | 25  | 25  | 2.5 | 16-0    | 27  | 23  | 2   | 11  | 91   | 9.1  |
| 2025-26      | SC   | 23-23   | 716/31.1  | 113-262     | .431 | 41-121   | .339 | 112-139  | .806 | 4        | 70  | 74  | 3.2 | 49-0    | 99  | 48  | 3   | 30  | 379  | 16.5 |
| TOTAL FOR SC |      | 86-85   | 2675/31.1 | 395-1002    | .394 | 171-522  | .328 | 263-333  | .790 | 45       | 275 | 320 | 3.7 | 172-3   | 303 | 172 | 8   | 82  | 1224 | 14.2 |
| TOTAL        |      | 139-100 | 3524/25.4 | 471-1230    | .383 | 224-674  | .332 | 285-372  | .766 | 54       | 338 | 392 | 2.8 | 234-3   | 364 | 235 | 14  | 113 | 1451 | 10.4 |



6

EJ Walker

Fr. • Forward • 6-7 • 253 • Florence, Ky. // Lloyd Memorial (Erlanger, Ky.)

## CAREER HIGHS

## Single Game Highs

| Statistic    | Value   |
|--------------|---|
| Points       | 8 at Texas 02/03/26   |
| Rebounds     | 6 vs Florida 01/28/26   |
| Assists      | 1 at Texas A&M 01/24/26   |
| Steals       | 2 vs LSU 01/31/26   |
| Blocks       | 1 vs The Citadel 12/13/25, at Texas A&M 01/24/26                  |
| FG Made      | 4 at Texas 02/03/26   |
| FG Attempts  | 5 vs LSU 01/31/26, at Texas 02/03/26                              |
| 3FG Made     | 2 at Auburn 01/17/26  |
| 3FG Attempts | 2 at Auburn 01/17/26, vs Oklahoma 01/20/26, at Texas A&M 01/24/26 |
| FT Made      | 2 at Clemson 12/16/25   |
| FT Attempts  | 2 5 times   |

## SUPERLATIVES

|                       |        |
|-----------------------|--------|
|                       | '25-26 |
| Double-figure scoring | -      |
| Double-double         | -      |
| 5+ assists            | -      |
| 3+ steals             | -      |
| 2+ blocks             | -      |
| Team high scoring     | -      |
| Team high rebounding  | 1      |
| Team high blocks      | -      |
| Team high assists     | -      |
| Team high steals      | -      |

includes led, or shared team high



IG: @ejwalker\_

X: @ejwalker\_

## 2025-26 GAME-BY-GAME

| Opponent           | Date       | GS | MIN   | Total  |       | 3-Pointers |       | Free throws |       | Rebounds |     |     |     | PF  | A  | TO | BLK | STL | PTS | AVG |     |
|--------------------|------------|----|-------|--------|-------|------------|-------|-------------|-------|----------|-----|-----|-----|-----|----|----|-----|-----|-----|-----|-----|
|                    |            |    |       | FG-FGA | PCT   | 3FG-3FGA   | PCT   | FT-FTA      | PCT   | OFF      | DEF | TOT | AVG |     |    |    |     |     |     |     |     |
| Stetson            | 12/06/2025 |    | 12:38 | 1-2    | .500  | 0-0        | .000  | 0-0         | .000  | 0        | 2   | 2   | 2.0 | 1   | 0  | 1  | 0   | 0   | 2   | 2.0 |     |
| The Citadel        | 12/13/2025 |    | 12:07 | 0-0    | .000  | 0-0        | .000  | 1-2         | .500  | 2        | 3   | 5   | 3.5 | 2   | 0  | 1  | 1   | 0   | 1   | 1.5 |     |
| at Clemson         | 12/16/2025 |    | 07:55 | 0-1    | .000  | 0-1        | .000  | 2-2         | 1.000 | 1        | 0   | 1   | 2.7 | 2   | 0  | 0  | 0   | 0   | 2   | 1.7 |     |
| South Carolina St. | 12/22/2025 |    | 06:14 | 0-1    | .000  | 0-1        | .000  | 0-0         | .000  | 1        | 0   | 1   | 2.3 | 2   | 0  | 0  | 0   | 0   | 0   | 1.3 |     |
| UAlbany            | 12/30/2025 |    | 11:14 | 1-1    | 1.000 | 1-1        | 1.000 | 0-0         | .000  | 0        | 1   | 1   | 2.0 | 0   | 0  | 0  | 0   | 0   | 3   | 1.6 |     |
| Vanderbilt         | 01/03/2026 |    | 03:30 | 1-1    | 1.000 | 0-0        | .000  | 1-2         | .500  | 0        | 1   | 1   | 1.8 | 0   | 0  | 0  | 0   | 0   | 3   | 1.8 |     |
| at Arkansas        | 01/14/2026 |    | 09:19 | 3-4    | .750  | 0-1        | .000  | 1-2         | .500  | 1        | 1   | 2   | 1.9 | 1   | 0  | 0  | 0   | 0   | 7   | 2.6 |     |
| at Auburn          | 01/17/2026 |    | 17:10 | 2-2    | 1.000 | 2-2        | 1.000 | 0-0         | .000  | 0        | 1   | 1   | 1.8 | 4   | 0  | 0  | 0   | 0   | 6   | 3.0 |     |
| Oklahoma           | 01/20/2026 |    | 19:23 | 2-4    | .500  | 0-2        | .000  | 0-0         | .000  | 1        | 2   | 3   | 1.9 | 2   | 0  | 3  | 0   | 0   | 4   | 3.1 |     |
| at Texas A&M       | 01/24/2026 |    | 19:12 | 2-3    | .667  | 1-2        | .500  | 0-0         | .000  | 1        | 2   | 3   | 2.0 | 1   | 1  | 0  | 1   | 0   | 5   | 3.3 |     |
| Florida            | 01/28/2026 |    | 16:35 | 0-1    | .000  | 0-0        | .000  | 0-0         | .000  | 1        | 5   | 6   | 2.4 | 1   | 0  | 1  | 0   | 0   | 0   | 3.0 |     |
| LSU                | 01/31/2026 |    | 20:24 | 2-5    | .400  | 0-1        | .000  | 1-2         | .500  | 1        | 0   | 1   | 2.3 | 2   | 0  | 2  | 0   | 2   | 5   | 3.2 |     |
| at Texas           | 02/03/2026 | *  | 20:51 | 4-5    | .800  | 0-1        | .000  | 0-1         | .000  | 1        | 2   | 3   | 2.3 | 4   | 0  | 0  | 0   | 1   | 8   | 3.5 |     |
| Totals             |            |    | 1     | 176:31 | 18-30 | .600       | 4-12  | .333        | 6-11  | .545     | 10  | 20  | 30  | 2.3 | 22 | 1  | 8   | 2   | 3   | 46  | 3.5 |

## Player Averages

| Games Played | Minutes/ game | Points/ game | FG Pct | 3FG Pct | FT Pct | Rebounds/ game | Assists/ game | Turnovers/ game | Assist/Turnover ratio | Steals/ game | Blocks/ game |
|--------------|---------------|--------------|--------|---------|--------|----------------|---------------|-----------------|-----------------------|--------------|--------------|
| 13           | 13.6          | 3.5          | 60.0   | 33.3    | 54.5   | 2.3            | 0.1           | 0.6             | 0.1                   | 0.2          | 0.2          |

## PLAYER BIO

## 2025-26

- Pulled his redshirt, earning rotational spot after playing well on the scout team
- First career start at Texas (Feb. 3) ; finished with career-high 8 pts in career-high 21 min
- 20 min vs. LSU (Jan. 31) ; 5 pts, career-high 2 stls
- Led team with career-high 6 reb vs. #19/21 Florida (Jan. 28)
- 19 min at A&M (Jan. 24) ; finished game with 5 pts, 3 reb, 1 blk and 1 ast
- 4 pts, 3 reb in career-high 19 min in win vs. OU (Jan. 20)
- 6 pts (hit two 3s) and 4 reb in 17 minutes at Auburn (Jan. 17)
- Career-high 7 pts (3-of-4 FGs) in 9 min off the bench at #17/17 Arkansas (Jan. 14)
- Career-high five rebounds in win vs. The Citadel (Dec. 13)
- Made his Gamecock debut vs. Stetson (Dec. 6), finishing with 2 pts & 2 reb in 13 minutes of run

## PRE-COLLEGE

- A three-star prospect and No. 2 player in the state of Kentucky via 247Sports
- Played five seasons of varsity at Lloyd Memorial where his dad was his coach ; averaged 13.7 points and 8.5 rebounds per game ; had 1,922 career points (school's all-time leader) and 1,196 career rebounds ; led the team in scoring and rebounding his final three prep seasons
- Was an all-state, all-conference performer for the Juggernauts
- Helped lead Lloyd Memorial to a 26-7 record as a senior, averaging 18.8 points and 11.1 rebounds per game ; was an efficient 61.8% from the floor (243-of-393 FGs) and 47.7% (42-of-88 3FGs) from behind the arc
- Led the Juggernauts to a 25-9 record as a junior, averaging 16.9 points and 11.1 points per game
- Averaged 14.1 points and 8.4 rebounds as a sophomore
- Standout student as well with a perfect 4.0 GPA

## PERSONAL

- Born on Dec. 9, 2006
- Son of Michael and Brittany Walker ; has an older sister, Peyton, and two younger brothers, Justus and Russell
- List Glory Road as his favorite movie and Naruto as favorite TV show
- Favorite vacation spot is the beach
- List Paolo Banchemo and Paul Geroche as his favorite pro players to watch/learn from
- Chose South Carolina because of play style and the program emphasis on player development
- Advice for younger people is don't compare yourself to others, your journey is your journey

## CAREER STATS

|              |      |             |                 | Field Goals  |             | 3-Point     |             | F-Throws    |             | Rebounds  |           |           |            | Scoring     |          |          |          |          |           |            |
|--------------|------|-------------|-----------------|--------------|-------------|-------------|-------------|-------------|-------------|-----------|-----------|-----------|------------|-------------|----------|----------|----------|----------|-----------|------------|
| SEASON       | TEAM | GP-GS       | MIN/AVG         | FG-FGA       | FG%         | 3FG-3FGA    | 3FG%        | FT-FTA      | FT%         | OFF       | DEF       | TOT       | AVG        | PF-FO       | A        | TO       | BLK      | STL      | PTS       | AVG        |
| 2025-26      | SC   | 13-1        | 177/13.6        | 18-30        | .600        | 4-12        | .333        | 6-11        | .545        | 10        | 20        | 30        | 2.3        | 22-0        | 1        | 8        | 2        | 3        | 46        | 3.5        |
| <b>TOTAL</b> |      | <b>13-1</b> | <b>177/13.6</b> | <b>18-30</b> | <b>.600</b> | <b>4-12</b> | <b>.333</b> | <b>6-11</b> | <b>.545</b> | <b>10</b> | <b>20</b> | <b>30</b> | <b>2.3</b> | <b>22-0</b> | <b>1</b> | <b>8</b> | <b>2</b> | <b>3</b> | <b>46</b> | <b>3.5</b> |

10

MYLES STUTE *STEW-tee*

Gr. • Guard • 6-7 • 221 • Washington, D.C. // Vanderbilt

## CAREER HIGHS

## Single Game Highs

| Statistic    | Value   |
|--------------|---|
| Points       | 22 at Texas A&M 01/28/23  |
| Rebounds     | 11 vs Southern Miss. 11/11/22                                       |
| Assists      | 3 6 times   |
| Steals       | 4 vs Winthrop 11/20/21  |
| Blocks       | 3 vs South Carolina St. 11/08/24                                    |
| FG Made      | 7 5 times   |
| FG Attempts  | 15 at Texas A&M 01/28/23  |
| 3FG Made     | 7 at Texas A&M 01/28/23, at Temple 11/15/22                         |
| 3FG Attempts | 14 at Texas A&M 01/28/23  |
| FT Made      | 8 vs Arkansas 01/14/23  |
| FT Attempts  | 8 vs Arkansas 01/14/23, vs VMI 11/13/23, vs South Carolina 01/08/22 |

## SUPERLATIVES

|                          | '25-26 | Career |
|--------------------------|--------|--------|
| Double-figure scoring    | 6      | 51     |
| Double-figure rebounding | -      | 1      |
| Double-double            | -      | 1      |
| 5+ assists               | -      | -      |
| 3+ steals                | -      | 2      |
| Team high scoring        | 1      | 3*     |
| Team high rebounding     | 5      | 9*     |
| Team high assists        | -      | 1*     |
| Team high steals         | 6      | 12*    |
| Team high blocks         | 1      | 3*     |

includes led, or shared team high ; \* Carolina ONLY



IG: @mylexsstute

X: @mylexsstute

TIKTOK: @mylexsstute

## 2025-26 GAME-BY-GAME

| Opponent           | Date       | GS | MIN       | Total FG-FGA | PCT  | 3FG-3FGA | PCT  | Free throws FT-FTA | PCT   | Rebounds OFF DEF TOT AVG | PF | A  | TO | BLK | STL | PTS | AVG |
|--------------------|------------|----|-----------|--------------|------|----------|------|--------------------|-------|--------------------------|----|----|----|-----|-----|-----|-----|
| N.C. A&T           | 11/04/2025 | *  | 21:27     | 2-7          | .286 | 2-6      | .333 | 3-4                | .750  | 2 3 5 5.0                | 1  | 1  | 2  | 0   | 0   | 9   | 9.0 |
| Southern Miss.     | 11/09/2025 | *  | 30:18     | 2-7          | .286 | 2-7      | .286 | 0-0                | .000  | 0 2 2 3.5                | 1  | 3  | 1  | 1   | 1   | 6   | 7.5 |
| Presbyterian       | 11/12/2025 | *  | 21:34     | 4-11         | .364 | 2-8      | .250 | 1-2                | .500  | 1 4 5 4.0                | 2  | 3  | 2  | 0   | 1   | 11  | 8.7 |
| Radford            | 11/18/2025 | *  | 17:20     | 4-7          | .571 | 1-4      | .250 | 0-0                | .000  | 0 4 4 4.0                | 4  | 2  | 1  | 0   | 1   | 9   | 8.8 |
| vs Butler          | 11/21/2025 | *  | 25:11     | 0-4          | .000 | 0-4      | .000 | 0-0                | .000  | 0 2 2 3.6                | 2  | 0  | 1  | 0   | 0   | 0   | 7.0 |
| Stetson            | 12/06/2025 | *  | 17:25     | 1-3          | .333 | 0-2      | .000 | 0-0                | .000  | 0 5 5 3.8                | 3  | 2  | 1  | 0   | 0   | 2   | 6.2 |
| The Citadel        | 12/13/2025 | *  | 18:12     | 2-4          | .500 | 1-2      | .500 | 0-0                | .000  | 0 4 4 3.9                | 1  | 0  | 3  | 1   | 1   | 5   | 6.0 |
| at Clemson         | 12/16/2025 | *  | 31:18     | 2-6          | .333 | 1-5      | .200 | 0-0                | .000  | 1 4 5 4.0                | 4  | 0  | 2  | 0   | 2   | 5   | 5.9 |
| South Carolina St. | 12/22/2025 | *  | 23:38     | 4-7          | .571 | 3-5      | .600 | 4-4                | 1.000 | 2 5 7 4.3                | 2  | 1  | 1  | 0   | 0   | 15  | 6.9 |
| UAlbany            | 12/30/2025 | *  | 20:02     | 3-8          | .375 | 3-6      | .500 | 3-4                | .750  | 2 3 5 4.4                | 1  | 1  | 1  | 0   | 1   | 12  | 7.4 |
| Vanderbilt         | 01/03/2026 | *  | 34:22     | 5-10         | .500 | 3-7      | .429 | 1-2                | .500  | 2 4 6 4.5                | 2  | 0  | 0  | 0   | 2   | 14  | 8.0 |
| at LSU             | 01/06/2026 | *  | 29:29     | 1-2          | .500 | 1-2      | .500 | 0-1                | .000  | 1 3 4 4.5                | 3  | 1  | 1  | 0   | 0   | 3   | 7.6 |
| Georgia            | 01/10/2026 | *  | 34:15     | 2-5          | .400 | 2-5      | .400 | 0-0                | .000  | 0 1 1 4.2                | 3  | 0  | 0  | 1   | 0   | 6   | 7.5 |
| at Arkansas        | 01/14/2026 | *  | 28:23     | 3-11         | .273 | 1-9      | .111 | 0-0                | .000  | 1 2 3 4.1                | 1  | 2  | 2  | 0   | 0   | 7   | 7.4 |
| at Auburn          | 01/17/2026 | *  | 27:32     | 2-5          | .400 | 2-4      | .500 | 0-2                | .000  | 2 7 9 4.5                | 3  | 0  | 4  | 0   | 0   | 6   | 7.3 |
| Oklahoma           | 01/20/2026 | *  | 29:37     | 3-8          | .375 | 3-5      | .600 | 2-2                | 1.000 | 1 5 6 4.6                | 3  | 1  | 2  | 0   | 2   | 11  | 7.6 |
| at Texas A&M       | 01/24/2026 | *  | 35:09     | 4-11         | .364 | 3-7      | .429 | 0-0                | .000  | 2 3 5 4.6                | 1  | 1  | 0  | 0   | 2   | 11  | 7.8 |
| Florida            | 01/28/2026 | *  | 22:14     | 0-2          | .000 | 0-2      | .000 | 0-0                | .000  | 1 2 3 4.5                | 1  | 0  | 1  | 0   | 0   | 0   | 7.3 |
| LSU                | 01/31/2026 | *  | 17:57     | 2-5          | .400 | 1-2      | .500 | 0-2                | .000  | 0 1 1 4.3                | 0  | 0  | 0  | 0   | 0   | 5   | 7.2 |
| at Texas           | 02/03/2026 | *  | 26:36     | 2-3          | .667 | 0-1      | .000 | 0-0                | .000  | 1 2 3 4.3                | 2  | 0  | 0  | 0   | 0   | 4   | 7.1 |
| Totals             |            |    | 19 511:58 | 48-126       | .381 | 31-93    | .333 | 14-23              | .609  | 19 66 85 4.3             | 40 | 18 | 25 | 3   | 13  | 141 | 7.1 |

## Player Averages

| Games Played | Minutes/game | Points/game | FG Pct | 3FG Pct | FT Pct | Rebounds/game | Assists/game | Turnovers/game | Assist/Turnover ratio | Steals/game | Blocks/game |
|--------------|--------------|-------------|--------|---------|--------|---------------|--------------|----------------|-----------------------|-------------|-------------|
| 20           | 25.6         | 7.1         | 38.1   | 33.3    | 60.9   | 4.3           | 0.9          | 1.3            | 0.7                   | 0.7         | 0.2         |

## PLAYER BIO

## AWARDS/HONORS

- SEC Academic Honor Roll (2022-23 ; 2024-25)

## 2025-26

- Missed three games with concussion/broken nose and returned to the floor off the bench vs. Stetson (Dec. 6)
- Surpassed the 1,000 career point mark with a 3-pointer to start the game vs. Radford (Nov. 18)

## CAREER HIGHLIGHTS

- Graduated in the spring with a degree in retail management
- Gamecocks 18-3 when he scores 10+ and 11-3 when he makes 3 or more 3s over the last three seasons
- 1,109 career points in six college seasons, all in the SEC
- 267 career made 3s (1.8 per game)
- Missed all but one game in SEC play last season with left lower leg deep vein thrombosis (blood clot) ; was granted a medical hardship waiver from the NCAA in the spring
- Best game of 2024-25 came in a 91-88 OT win over #25 Clemson (12/17/24) ; hit five 3s and scored 19 points
- Saw action in 27 games, making 17 starts in first season in Garnet & Black in 23-24 ; helped the team tie a school record with 26 wins capped off by an appearance in the NCAA Tournament for the first time since 2017
- Averaged 8.3 points, 3.3 rebounds and 1.0 assists per game in 23-24 despite battling shoulder and knee injuries
- Had 13 double-figure games (team 13-0 in those games)
- Led the Gamecocks with a 38.5% (45-of-117) clip from 3
- Played in 91 games in three seasons at Vanderbilt (2020-23), making 59 starts ; averaged 7.4 points and 3.7 rebounds per game in 22.6 minutes per contest
- In 22-23, averaged 8.4 points and 4.6 rebounds in 34 games (26 starts) ; his 74 made 3s were T-6th most in the league with Kentucky's Antonio Reeves
- Was 78-of-183 from deep as a junior in 2021-22, leading the SEC in 3-point field goal percentage
- 8.3 ppg & 3.7 rpg & tied the single-season school record for games played at 36 ; was 1 of just 2 players on the team to play in all 36 contests

## PERSONAL

- Son of Natalie and Will Stute ; has an older brother, Kai, and two younger brothers: Malik and Malcom
- Mother was a bowler at Florida A&M and grandfather, Melvin Henderson, played football at Minnesota
- Born in Minneapolis, Minn.
- Has close bond with former Gamecock point guard and fellow D.C. native, Tre' Kelley (2003-07)
- Go-to food spot is Chipotle and always orders a bowl
- Played bass cello growing up and first job was a custodian at the neighborhood barbershop when he was 11-years-old.

## CAREER STATS

| SEASON       | TEAM | GP-GS   | MIN/AVG   | Field Goals |      | 3-Point  |      | F-Throws |      | Rebounds |     |     |     | Scoring |     |     |         |
|--------------|------|---------|-----------|-------------|------|----------|------|----------|------|----------|-----|-----|-----|---------|-----|-----|---------|
|              |      |         |           | FG-FGA      | FG%  | 3FG-3FGA | 3FG% | FT-FTA   | FT%  | OFF      | DEF | TOT | AVG | PF-FO   | A   | TO  | BLK STL |
| 2020-21      | VU   | 21-3    | 315/15.0  | 22-76       | .289 | 18-63    | .286 | 19-25    | .760 | 12       | 37  | 49  | 2.3 | 25-0    | 11  | 17  | 2 6     |
| 2021-22      | VU   | 36-30   | 865/24.0  | 99-221      | .448 | 79-183   | .432 | 29-42    | .690 | 27       | 105 | 132 | 3.7 | 85-1    | 13  | 25  | 10 24   |
| 2022-23      | VU   | 34-26   | 874/25.7  | 93-268      | .347 | 74-205   | .361 | 24-36    | .667 | 29       | 127 | 156 | 4.6 | 79-1    | 19  | 45  | 4 19    |
| 2023-24      | SC   | 27-17   | 633/23.5  | 77-188      | .410 | 45-117   | .385 | 26-38    | .684 | 28       | 60  | 88  | 3.3 | 49-0    | 27  | 33  | 5 17    |
| 2024-25      | SC   | 14-14   | 347/24.8  | 25-75       | .333 | 20-61    | .328 | 6-8      | .750 | 9        | 29  | 38  | 2.7 | 22-0    | 15  | 13  | 5 5     |
| 2025-26      | SC   | 20-19   | 512/25.6  | 48-126      | .381 | 31-93    | .333 | 14-23    | .609 | 19       | 66  | 85  | 4.3 | 40-0    | 18  | 25  | 3 13    |
| TOTAL FOR SC |      | 61-50   | 1492/24.5 | 150-389     | .386 | 96-271   | .354 | 46-69    | .667 | 56       | 155 | 211 | 3.5 | 111-0   | 60  | 71  | 13 35   |
| TOTAL        |      | 152-109 | 3547/23.3 | 364-954     | .382 | 267-722  | .370 | 118-172  | .686 | 124      | 424 | 548 | 3.6 | 300-2   | 103 | 158 | 29 84   |



13

## Grant Polk

Fr. • Guard • 6-6 • 197 • Gainesville, Va. // St. Albans (Washington, D.C.)

## CAREER HIGHS

## Single Game Highs


| Statistic    | Value   |
|--------------|---|
| Points       | 13 vs South Carolina St. 12/22/25   |
| Rebounds     | 4 vs Charleston So. 11/28/25  |
| Assists      | 2 vs N.C. A&T 11/04/25  |
| Steals       | 2 vs Oklahoma 01/20/26  |
| Blocks       | 1 vs Radford 11/18/25   |
| FG Made      | 4 vs Presbyterian 11/12/25, vs Stetson 12/06/25, vs South Carolina St. 12/22/25 |
| FG Attempts  | 8 vs South Carolina St. 12/22/25  |
| 3FG Made     | 4 vs Presbyterian 11/12/25, vs Stetson 12/06/25                                 |
| 3FG Attempts | 6 vs The Citadel 12/13/25, vs Stetson 12/06/25, vs South Carolina St. 12/22/25  |
| FT Made      | 2 vs South Carolina St. 12/22/25  |
| FT Attempts  | 2 vs Butler 11/21/25, vs South Carolina St. 12/22/25                            |

## SUPERLATIVES

'25-26 Career

|                        |   |
|------------------------|---|
| Double-figure scoring  | 3 |
| Double-figure rebounds | - |
| Double-double          | - |
| 5+ assists             | - |
| 2+ steals              | 1 |
| Team high scoring      | - |
| Team high rebounds     | - |
| Team high assists      | - |
| Team high steals       | 1 |

includes led, or shared team high



IG: @grantpolk\_

X: @grantpolk1

## 2025-26 GAME-BY-GAME

| Opponent           | Date       | GS       | MIN           | Total FG-FGA | PCT         | 3-Pointers 3FG-3FGA | PCT         | Free throws FT-FTA | PCT         | Rebounds OFF DEF TOT AVG | PF        | A        | TO       | BLK      | STL      | PTS       | AVG        |
|--------------------|------------|----------|---------------|--------------|-------------|---------------------|-------------|--------------------|-------------|--------------------------|-----------|----------|----------|----------|----------|-----------|------------|
| N.C. A&T           | 11/04/2025 |          | 12:21         | 1-3          | .333        | 1-3                 | .333        | 0-0                | .000        | 1 2 3 3.0                | 2         | 2        | 1        | 0        | 1        | 3         | 3.0        |
| Southern Miss.     | 11/09/2025 |          | 04:20         | 0-2          | .000        | 0-1                 | .000        | 0-0                | .000        | 1 0 1 2.0                | 0         | 0        | 0        | 0        | 0        | 0         | 1.5        |
| Presbyterian       | 11/12/2025 |          | 19:34         | 4-4          | 1.000       | 4-4                 | 1.000       | 0-0                | .000        | 0 1 1 1.7                | 0         | 0        | 0        | 0        | 0        | 12        | 5.0        |
| Radford            | 11/18/2025 |          | 17:31         | 3-6          | .500        | 2-5                 | .400        | 0-0                | .000        | 0 0 0 1.3                | 1         | 0        | 0        | 1        | 1        | 8         | 5.8        |
| vs Butler          | 11/21/2025 |          | 06:59         | 1-1          | 1.000       | 1-1                 | 1.000       | 1-2                | .500        | 1 0 1 1.2                | 1         | 0        | 0        | 0        | 0        | 4         | 5.4        |
| vs Northwestern    | 11/23/2025 |          | 12:14         | 3-6          | .500        | 2-5                 | .400        | 0-0                | .000        | 1 0 1 1.2                | 1         | 0        | 0        | 0        | 0        | 8         | 5.8        |
| Charleston So.     | 11/28/2025 |          | 22:14         | 1-5          | .200        | 0-3                 | .000        | 0-0                | .000        | 0 4 4 1.6                | 0         | 0        | 0        | 0        | 1        | 2         | 5.3        |
| Virginia Tech      | 12/02/2025 |          | 11:54         | 1-2          | .500        | 1-2                 | .500        | 0-0                | .000        | 1 0 1 1.5                | 1         | 0        | 1        | 0        | 0        | 3         | 5.0        |
| Stetson            | 12/06/2025 |          | 21:31         | 4-7          | .571        | 4-6                 | .667        | 0-0                | .000        | 2 0 2 1.6                | 2         | 1        | 0        | 0        | 0        | 12        | 5.8        |
| The Citadel        | 12/13/2025 |          | 18:46         | 2-7          | .286        | 1-6                 | .167        | 0-0                | .000        | 1 0 1 1.5                | 0         | 0        | 1        | 0        | 0        | 5         | 5.7        |
| at Clemson         | 12/16/2025 |          | 16:30         | 1-3          | .333        | 1-3                 | .333        | 0-0                | .000        | 0 0 0 1.4                | 2         | 0        | 0        | 0        | 0        | 3         | 5.5        |
| South Carolina St. | 12/22/2025 |          | 19:16         | 4-8          | .500        | 3-6                 | .500        | 2-2                | 1.000       | 0 3 3 1.5                | 1         | 0        | 0        | 0        | 0        | 13        | 6.1        |
| UAlbany            | 12/30/2025 |          | 16:11         | 2-4          | .500        | 1-2                 | .500        | 0-0                | .000        | 0 3 3 1.6                | 0         | 0        | 1        | 0        | 0        | 5         | 6.0        |
| Vanderbilt         | 01/03/2026 |          | 04:37         | 0-1          | .000        | 0-1                 | .000        | 0-0                | .000        | 0 0 0 1.5                | 0         | 0        | 0        | 0        | 0        | 0         | 5.6        |
| at LSU             | 01/06/2026 |          | 09:23         | 1-2          | .500        | 1-2                 | .500        | 0-0                | .000        | 0 0 0 1.4                | 2         | 0        | 0        | 0        | 0        | 3         | 5.4        |
| at Auburn          | 01/17/2026 |          | 24:54         | 1-5          | .200        | 0-4                 | .000        | 0-0                | .000        | 2 0 2 1.4                | 0         | 0        | 0        | 0        | 0        | 2         | 5.2        |
| Oklahoma           | 01/20/2026 |          | 20:52         | 2-4          | .500        | 1-3                 | .333        | 0-0                | .000        | 1 2 3 1.5                | 2         | 0        | 0        | 0        | 2        | 5         | 5.2        |
| at Texas A&M       | 01/24/2026 |          | 19:51         | 0-4          | .000        | 0-4                 | .000        | 0-0                | .000        | 0 2 2 1.6                | 2         | 0        | 1        | 0        | 0        | 0         | 4.9        |
| Florida            | 01/28/2026 |          | 13:44         | 1-6          | .167        | 0-4                 | .000        | 0-0                | .000        | 0 0 0 1.5                | 0         | 0        | 0        | 0        | 1        | 2         | 4.7        |
| LSU                | 01/31/2026 |          | 15:00         | 2-4          | .500        | 0-2                 | .000        | 0-0                | .000        | 2 1 3 1.6                | 1         | 0        | 0        | 0        | 0        | 4         | 4.7        |
| at Texas           | 02/03/2026 |          | 09:32         | 0-3          | .000        | 0-1                 | .000        | 0-0                | .000        | 0 0 0 1.5                | 1         | 0        | 0        | 0        | 0        | 0         | 4.5        |
| <b>Totals</b>      |            | <b>0</b> | <b>317:14</b> | <b>34-87</b> | <b>.391</b> | <b>23-68</b>        | <b>.338</b> | <b>3-4</b>         | <b>.750</b> | <b>13 18 31 1.5</b>      | <b>19</b> | <b>3</b> | <b>5</b> | <b>1</b> | <b>6</b> | <b>94</b> | <b>4.5</b> |

## Player Averages

| Games Played | Minutes/game | Points/game | FG Pct | 3FG Pct | FT Pct | Rebounds/game | Assists/game | Turnovers/game | Assist/Turnover ratio | Steals/game | Blocks/game |
|--------------|--------------|-------------|--------|---------|--------|---------------|--------------|----------------|-----------------------|-------------|-------------|
| 21           | 15.1         | 4.5         | 39.1   | 33.8    | 75.0   | 1.5           | 0.1          | 0.2            | 0.6                   | 0.3         | 0.0         |

## PLAYER BIO

## 2025-26

- Missed two games with a knee injury and returned to action at Auburn (Jan. 17)
- 1 of 2 SEC freshmen with multiple games with 4 or more made 3s (Meleek Thomas of ARK the other)
- Career-high 13 pts in win vs. SC State (Dec. 22)
- 12 pts off the bench in 31-pt rout of Stetson (Dec. 6); hit 4 3s in the game
- 8 pts and hit a pair of 3s in 12 min off the bench vs. Northwestern (Nov. 23) at Greenbrier Tip-Off
- Had 12 pts off bench in win over PC (Nov. 12); first game in double-figures; went 4-for-4 from 3 and became just the third SEC freshman the last five seasons to make four or more 3s in a game w/o a miss
- Hit a 3 in the season-opener against NC A&T (Nov. 4), his first points as a Gamecock

## PRE-COLLEGE

- A three-star prospect via 247Sports and the No. 5 ranked player in the DC metro area
- As a senior at St. Albans, averaged 22.8 points, 8.2 rebounds, 2.2 assists and 1.8 steals per game
- Shot 45.0% percent from behind the arc (109-of-242 3FGs); had 18 games with four or more made 3s; hit a season-best eight 3s in a 77-62 win vs. Landon (Jan. 21, 2024)
- Earned a spot on the All-Interstate Athletic Conference (IAC) squad for the second consecutive year
- As a junior in 2023-24, averaged 19.0 points, 6.0 rebounds, 2.2 assists and 1.3 steals per game
- Was an All-IAC pick and first team all-state selection for the Bulldogs after setting then school records with 95 3s made and 527 points scored

## PERSONAL

- Born on Nov. 10, 2005
- Son of Shane and Colette Polk
- Chose South Carolina because of the family atmosphere and coach Paris' ability to allow players to play to their strengths
- List Coach Carter & Outer Banks as favorite movie/TV show
- Favorite pro players to watch and learn from are Luka Dončić, Duncan Robinson and Larry Bird
- Advice to young people is to keep going and never quit; stay patient and know your time is coming if you keep working hard every single day

## CAREER STATS

| SEASON       | TEAM | GP-GS       | MIN/AVG         | Field Goals  |             | 3-Point      |             | F-Throws   |             | Rebounds  |           |           |            | Scoring     |          |          |          |
|--------------|------|-------------|-----------------|--------------|-------------|--------------|-------------|------------|-------------|-----------|-----------|-----------|------------|-------------|----------|----------|----------|
|              |      |             |                 | FG-FGA       | FG%         | 3FG-3FGA     | 3FG%        | FT-FTA     | FT%         | OFF       | DEF       | TOT       | AVG        | PF-FO       | A        | TO       | BLK      |
| 2025-26      | SC   | 21-0        | 317/15.1        | 34-87        | .391        | 23-68        | .338        | 3-4        | .750        | 13        | 18        | 31        | 1.5        | 19-0        | 3        | 5        | 1        |
| <b>TOTAL</b> |      | <b>21-0</b> | <b>317/15.1</b> | <b>34-87</b> | <b>.391</b> | <b>23-68</b> | <b>.338</b> | <b>3-4</b> | <b>.750</b> | <b>13</b> | <b>18</b> | <b>31</b> | <b>1.5</b> | <b>19-0</b> | <b>3</b> | <b>5</b> | <b>1</b> |

15

Eli Ellis

Fr. • Guard • 6-0 • 192 • Hickory, N.C. // Moravian Prep (Hudson, N.C.)

## CAREER HIGHS

## Single Game Highs

| Statistic    | Value  |
|--------------|--|
| Points       | 20 vs Southern Miss. 11/09/25  |
| Rebounds     | 9 vs Charleston So. 11/28/25   |
| Assists      | 5 vs Presbyterian 11/12/25, vs N.C. A&T 11/04/25                       |
| Steals       | 3 vs Butler 11/21/25   |
| Blocks       | 1 vs Georgia 01/10/26  |
| FG Made      | 5 vs Radford 11/18/25, vs Southern Miss. 11/09/25, vs Georgia 01/10/26 |
| FG Attempts  | 12 vs Georgia 01/10/26   |
| 3FG Made     | 3 vs Southern Miss. 11/09/25, vs LSU 01/31/26                          |
| 3FG Attempts | 6 vs Southern Miss. 11/09/25, vs Georgia 01/10/26                      |
| FT Made      | 7 vs Southern Miss. 11/09/25   |
| FT Attempts  | 8 vs Southern Miss. 11/09/25   |

## SUPERLATIVES

|                       |        |
|-----------------------|--------|
|                       | '25-26 |
| Double-figure scoring | 9      |
| Double-double         | -      |
| 5+ assists            | 2      |
| 3+ steals             | 1      |
| Team high scoring     | 1      |
| Team high rebounding  | 2      |
| Team high assists     | 2      |
| Team high steals      | 5      |

includes led, or shared team high



IG: @eliellis

X: @Eliellis25

TIKTOK: @eliellis

## 2025-26 GAME-BY-GAME

| Opponent           | Date       | GS | MIN             | Total FG-FGA  | PCT         | 3FG-3FGA     | PCT         | Free throws FT-FTA | PCT         | Rebounds OFF DEF TOT | AVG        | PF              | A           | TO         | BLK         | STL | PTS | AVG  |
|--------------------|------------|----|-----------------|---------------|-------------|--------------|-------------|--------------------|-------------|----------------------|------------|-----------------|-------------|------------|-------------|-----|-----|------|
| N.C. A&T           | 11/04/2025 |    | 26:59           | 4-8           | .500        | 1-3          | .333        | 2-2                | 1.000       | 0 2 2                | 2.0        | 1               | 5           | 2          | 0           | 1   | 11  | 11.0 |
| Southern Miss.     | 11/09/2025 |    | 35:25           | 5-11          | .455        | 3-6          | .500        | 7-8                | .875        | 1 6 7                | 4.5        | 2               | 2           | 1          | 0           | 1   | 20  | 15.5 |
| Presbyterian       | 11/12/2025 |    | 23:09           | 3-7           | .429        | 0-1          | .000        | 3-4                | .750        | 1 1 2                | 3.7        | 0               | 5           | 0          | 0           | 0   | 9   | 13.3 |
| Radford            | 11/18/2025 |    | 26:52           | 5-8           | .625        | 0-2          | .000        | 4-4                | 1.000       | 1 2 3                | 3.5        | 0               | 4           | 1          | 0           | 0   | 14  | 13.5 |
| vs Butler          | 11/21/2025 |    | 30:02           | 4-9           | .444        | 1-4          | .250        | 4-5                | .800        | 0 0 0                | 2.8        | 3               | 2           | 2          | 0           | 3   | 13  | 13.4 |
| vs Northwestern    | 11/23/2025 |    | 22:25           | 2-5           | .400        | 0-2          | .000        | 0-0                | .000        | 0 0 0                | 2.3        | 1               | 1           | 2          | 0           | 1   | 4   | 11.8 |
| Charleston So.     | 11/28/2025 |    | 31:20           | 2-8           | .250        | 1-3          | .333        | 4-5                | .800        | 2 7 9                | 3.3        | 3               | 1           | 1          | 0           | 1   | 9   | 11.4 |
| Virginia Tech      | 12/02/2025 |    | 32:02           | 1-5           | .200        | 0-1          | .000        | 3-4                | .750        | 0 3 3                | 3.3        | 1               | 3           | 0          | 0           | 1   | 5   | 10.6 |
| Stetson            | 12/06/2025 |    | 28:39           | 4-11          | .364        | 1-4          | .250        | 0-0                | .000        | 0 1 1                | 3.0        | 2               | 4           | 3          | 0           | 1   | 9   | 10.4 |
| The Citadel        | 12/13/2025 |    | 24:05           | 3-9           | .333        | 0-4          | .000        | 2-2                | 1.000       | 1 1 2                | 2.9        | 2               | 0           | 0          | 0           | 0   | 8   | 10.2 |
| South Carolina St. | 12/22/2025 |    | 19:44           | 3-6           | .500        | 0-2          | .000        | 3-3                | 1.000       | 0 2 2                | 2.8        | 2               | 2           | 2          | 0           | 1   | 9   | 10.1 |
| UAlbany            | 12/30/2025 |    | 25:32           | 4-7           | .571        | 1-4          | .250        | 2-2                | 1.000       | 0 0 0                | 2.6        | 0               | 4           | 0          | 0           | 1   | 11  | 10.2 |
| Vanderbilt         | 01/03/2026 |    | 25:44           | 4-9           | .444        | 0-3          | .000        | 1-1                | 1.000       | 1 1 2                | 2.5        | 1               | 0           | 0          | 0           | 0   | 9   | 10.1 |
| at LSU             | 01/06/2026 |    | 27:38           | 4-10          | .400        | 2-4          | .500        | 0-0                | .000        | 0 3 3                | 2.6        | 1               | 1           | 0          | 0           | 2   | 10  | 10.1 |
| Georgia            | 01/10/2026 |    | 25:00           | 5-12          | .417        | 2-6          | .333        | 1-2                | .500        | 1 6 7                | 2.9        | 4               | 0           | 0          | 1           | 1   | 13  | 10.3 |
| at Arkansas        | 01/14/2026 |    | 29:37           | 2-6           | .333        | 0-2          | .000        | 0-0                | .000        | 2 3 5                | 3.0        | 1               | 1           | 0          | 0           | 0   | 4   | 9.9  |
| Florida            | 01/28/2026 |    | 26:18           | 3-10          | .300        | 1-2          | .500        | 6-6                | 1.000       | 0 2 2                | 2.9        | 1               | 1           | 2          | 0           | 2   | 13  | 10.1 |
| LSU                | 01/31/2026 |    | 31:18           | 3-9           | .333        | 3-5          | .600        | 5-6                | .833        | 1 2 3                | 2.9        | 2               | 3           | 0          | 0           | 0   | 14  | 10.3 |
| <b>Totals</b>      |            |    | <b>0 491:49</b> | <b>61-150</b> | <b>.407</b> | <b>16-58</b> | <b>.276</b> | <b>47-54</b>       | <b>.870</b> | <b>11 42 53</b>      | <b>2.9</b> | <b>27 39 16</b> | <b>1 16</b> | <b>185</b> | <b>10.3</b> |     |     |      |

## Player Averages

| Games Played | Minutes/game | Points/game | FG Pct | 3FG Pct | FT Pct | Rebounds/game | Assists/game | Turnovers/game | Assist/Turnover ratio | Steals/game | Blocks/game |
|--------------|--------------|-------------|--------|---------|--------|---------------|--------------|----------------|-----------------------|-------------|-------------|
| 18           | 27.3         | 10.3        | 40.7   | 27.6    | 87.0   | 2.9           | 2.2          | 0.9            | 2.4                   | 0.9         | 0.1         |

## PLAYER BIO

## 2025-26

- Double-figures 9x this season
- 14 pts (3-of-5 3FGs) vs. LSU (Jan. 31)
- Led team with 13 pts off bench vs. #19/21 Florida (Jan. 26)
- Missed three games from Jan. 17 to Jan. 24 ; day-to-day with ankle injury sustained in practice day before the team's road game at Auburn (Jan. 17)
- 13 pts, 7 reb vs. #18/20 Georgia (Jan. 10)
- 10 pts & hit critical 3 down stretch of road win at LSU (Jan. 6)
- Career-high 9 reb in win vs. Charleston Southern (Nov. 28)
- Led team with 5 assists (no TOs) in win vs. PC (Nov. 12)
- Had first 20-pt game scoring all 20 bench pts for SC in OT win vs. Southern Miss (Nov. 9)
- Had 11 pts and team-high five assists in his college debut against NC A&T (Nov. 4)

## PRE-COLLEGE

- A consensus four-star prospect ranked No. 69 nationally via 247Sports ; No. 9 point guard for the class ; No. 3 ranked player in the state of North Carolina
- Joins Gregory "GG" Jackson II (2022), Collin-Murray Boyles (2023) and Cam Scott (2024) as four-star or better signees under head coach Lamont Paris at South Carolina
- Played for his dad at Moravian Prep and the YNG Dreamerz in Overtime Elite ; teammates with fellow Gamecocks Hayden Assemanian and Abu Yarmah
- Selected to play in the 2025 Iverson Classic All-American Game as one of the top-26 high school players in the country
- OTE all-time leading scorer with multiple 50-point games on his resume
- Won his second consecutive OTE MVP in 2024-25 after averaging 32.1 points, 6.7 assists, 5.7 rebounds and 1.7 steals per game ; led the YNG Dreamerz to the OTE Championship
- He became the second player in OTE history to win multiple MVP awards ; Ausar Thompson, the fifth overall pick in the 2023 NBA Draft by the Houston Rockets, is the other OTE player to win multiple MVPs
- Won 2023-24 OTE MVP after averaging 33.4 points, 6.1 rebounds, 5.1 assists and 1.8 steals per game ; logged five games with 40 or more points during the regular season

## PERSONAL

- Son of Jeremy and Jenny Ellis – has three younger brothers: Isaac, Abraham and Ari
- Chose South Carolina because of his relationship with the coaching staff, the style of play and it felt like home away from home
- List Power and Outer Banks as his favorite TV shows ; chicken alfredo is favorite food
- Favorite pro players to watch and learn from are Luka Dončić and Payton Pritchard
- Advice to young people is to trust the process ; put your head down and work, so when you're older you can live the life you want

## CAREER STATS

|         |      |       |          | Field Goals |      | 3-Point  |      | F-Throws |      | Rebounds |     |     |     |       |    |    |     |     | Scoring |     |
|---------|------|-------|----------|-------------|------|----------|------|----------|------|----------|-----|-----|-----|-------|----|----|-----|-----|---------|-----|
| SEASON  | TEAM | GP-GS | MIN/AVG  | FG-FGA      | FG%  | 3FG-3FGA | 3FG% | FT-FTA   | FT%  | OFF      | DEF | TOT | AVG | PF-FO | A  | TO | BLK | STL | PTS     | AVG |
| 2025-26 | SC   | 19-0  | 519/27.3 | 62-154      | .403 | 17-60    | .283 | 47-54    | .870 | 11       | 43  | 54  | 2.8 | 28-0  | 39 | 17 | 1   | 16  | 188     | 9.9 |
| TOTAL   |      | 19-0  | 519/27.3 | 62-154      | .403 | 17-60    | .283 | 47-54    | .870 | 11       | 43  | 54  | 2.8 | 28-0  | 39 | 17 | 1   | 16  | 188     | 9.9 |



CAREER HIGHS

Single Game Highs

| Statistic   | Value   |
|-------------|---|
| Points      | 13 vs UAlbany 12/30/25                          |
| Rebounds    | 8 vs Presbyterian 11/12/25                      |
| Assists     | 2 vs N.C. A&T 11/04/25, vs Georgia 01/10/26     |
| Steals      | 1 4 times                                       |
| Blocks      | 2 vs Presbyterian 11/12/25, vs UAlbany 12/30/25 |
| FG Made     | 5 vs UAlbany 12/30/25                           |
| FG Attempts | 5 vs UAlbany 12/30/25                           |
| FT Made     | 3 vs The Citadel 12/13/25, vs UAlbany 12/30/25  |
| FT Attempts | 4 vs The Citadel 12/13/25                       |

SUPERLATIVES

'25-26

|                       |   |
|-----------------------|---|
| Double-figure scoring | 1 |
| Double-double         | - |
| 5+ assists            | - |
| 3+ steals             | - |
| 2+ blocks             | 2 |
| Team high scoring     | - |
| Team high rebounding  | 2 |
| Team high assists     | - |
| Team high steals      | 2 |
| Team high blocks      | 4 |



IG: @ots\_hayden

X: @hayden\_0201

includes led, or shared team high

2025-26 GAME-BY-GAME

| Opponent           | Date       | GS | MIN    | Total  |       | 3-Pointers |      | Free throws |       | Rebounds |     |     |     | PF | A | TO | BLK | STL | PTS | AVG |
|--------------------|------------|----|--------|--------|-------|------------|------|-------------|-------|----------|-----|-----|-----|----|---|----|-----|-----|-----|-----|
|                    |            |    |        | FG-FGA | PCT   | 3FG-3FGA   | PCT  | FT-FTA      | PCT   | OFF      | DEF | TOT | AVG |    |   |    |     |     |     |     |
| N.C. A&T           | 11/04/2025 |    | 09:12  | 1-1    | 1.000 | 0-0        | .000 | 0-0         | .000  | 1        | 3   | 4   | 4.0 | 2  | 2 | 0  | 0   | 0   | 2   | 2.0 |
| Southern Miss.     | 11/09/2025 |    | 21:28  | 0-0    | .000  | 0-0        | .000 | 0-0         | .000  | 2        | 4   | 6   | 5.0 | 3  | 0 | 2  | 0   | 0   | 0   | 1.0 |
| Presbyterian       | 11/12/2025 | *  | 14:29  | 2-3    | .667  | 0-0        | .000 | 1-2         | .500  | 6        | 2   | 8   | 6.0 | 3  | 0 | 2  | 0   | 0   | 5   | 2.3 |
| Radford            | 11/18/2025 | *  | 11:05  | 2-2    | 1.000 | 0-0        | .000 | 0-3         | .000  | 0        | 4   | 4   | 5.5 | 2  | 1 | 1  | 1   | 0   | 4   | 2.8 |
| vs Butler          | 11/21/2025 | *  | 10:39  | 1-2    | .500  | 0-0        | .000 | 0-0         | .000  | 0        | 1   | 1   | 4.6 | 2  | 0 | 0  | 0   | 0   | 2   | 2.6 |
| vs Northwestern    | 11/23/2025 | *  | 18:23  | 3-4    | .750  | 0-0        | .000 | 0-0         | .000  | 0        | 2   | 2   | 4.2 | 3  | 0 | 1  | 0   | 0   | 6   | 3.2 |
| Virginia Tech      | 12/02/2025 |    | 14:02  | 1-1    | 1.000 | 0-0        | .000 | 0-0         | .000  | 0        | 1   | 1   | 3.7 | 3  | 1 | 0  | 1   | 0   | 2   | 3.0 |
| Stetson            | 12/06/2025 |    | 05:38  | 1-1    | 1.000 | 0-0        | .000 | 0-0         | .000  | 1        | 2   | 3   | 3.6 | 2  | 0 | 0  | 0   | 0   | 2   | 2.9 |
| The Citadel        | 12/13/2025 |    | 11:17  | 2-3    | .667  | 0-0        | .000 | 3-4         | .750  | 2        | 4   | 6   | 3.9 | 0  | 0 | 0  | 1   | 0   | 7   | 3.3 |
| at Clemson         | 12/16/2025 |    | 04:49  | 0-0    | .000  | 0-0        | .000 | 0-0         | .000  | 0        | 0   | 0   | 3.5 | 1  | 0 | 0  | 0   | 0   | 0   | 3.0 |
| South Carolina St. | 12/22/2025 |    | 11:10  | 3-3    | 1.000 | 0-0        | .000 | 0-0         | .000  | 1        | 3   | 4   | 3.5 | 2  | 0 | 1  | 0   | 1   | 6   | 3.3 |
| UAlbany            | 12/30/2025 |    | 14:27  | 5-5    | 1.000 | 0-0        | .000 | 3-3         | 1.000 | 4        | 1   | 5   | 3.7 | 0  | 0 | 2  | 2   | 1   | 13  | 4.1 |
| Vanderbilt         | 01/03/2026 |    | 16:25  | 0-0    | .000  | 0-0        | .000 | 0-0         | .000  | 0        | 4   | 4   | 3.7 | 1  | 0 | 0  | 0   | 0   | 0   | 3.8 |
| at LSU             | 01/06/2026 |    | 12:50  | 0-2    | .000  | 0-0        | .000 | 0-0         | .000  | 2        | 1   | 3   | 3.6 | 3  | 1 | 0  | 1   | 0   | 0   | 3.5 |
| Georgia            | 01/10/2026 |    | 07:05  | 0-1    | .000  | 0-0        | .000 | 0-0         | .000  | 0        | 0   | 0   | 3.4 | 0  | 2 | 1  | 0   | 0   | 0   | 3.3 |
| at Arkansas        | 01/14/2026 |    | 12:22  | 1-2    | .500  | 0-0        | .000 | 0-0         | .000  | 1        | 0   | 1   | 3.3 | 2  | 0 | 2  | 0   | 1   | 2   | 3.2 |
| at Auburn          | 01/17/2026 |    | 05:07  | 0-1    | .000  | 0-0        | .000 | 0-0         | .000  | 0        | 1   | 1   | 3.1 | 0  | 0 | 0  | 1   | 0   | 0   | 3.0 |
| Oklahoma           | 01/20/2026 |    | 02:53  | 0-0    | .000  | 0-0        | .000 | 0-0         | .000  | 0        | 0   | 0   | 2.9 | 1  | 0 | 0  | 1   | 0   | 0   | 2.8 |
| at Texas A&M       | 01/24/2026 |    | 08:56  | 2-2    | 1.000 | 0-0        | .000 | 0-0         | .000  | 0        | 1   | 1   | 2.8 | 3  | 0 | 1  | 0   | 1   | 4   | 2.9 |
| Florida            | 01/28/2026 |    | 11:13  | 1-3    | .333  | 0-0        | .000 | 0-0         | .000  | 1        | 0   | 1   | 2.8 | 1  | 0 | 0  | 0   | 0   | 2   | 2.9 |
| LSU                | 01/31/2026 |    | 04:13  | 0-0    | .000  | 0-0        | .000 | 0-0         | .000  | 0        | 1   | 1   | 2.7 | 0  | 0 | 0  | 0   | 0   | 0   | 2.7 |
| at Texas           | 02/03/2026 |    | 00:42  | 0-0    | .000  | 0-0        | .000 | 0-0         | .000  | 0        | 0   | 0   | 2.5 | 2  | 0 | 0  | 0   | 0   | 0   | 2.6 |
| Totals             |            | 4  | 228:25 | 25-36  | .694  | 0-0        | .000 | 7-12        | .583  | 21       | 35  | 56  | 2.5 | 36 | 7 | 11 | 10  | 4   | 57  | 2.6 |

Player Averages

| Games Played | Minutes/ game | Points/ game | FG Pct | 3FG Pct | FT Pct | Rebounds/ game | Assists/ game | Turnovers/ game | Assist/Turnover ratio | Steals/ game | Blocks/ game |
|--------------|---------------|--------------|--------|---------|--------|----------------|---------------|-----------------|-----------------------|--------------|--------------|
| 22           | 10.4          | 2.6          | 69.4   | 0.0     | 58.3   | 2.5            | 0.3           | 0.5             | 0.6                   | 0.2          | 0.5          |

PLAYER BIO

2025-26

- 13 pts (career high), 5 reb & 2 blks vs. UAlbany (Dec. 30)
- Missed Charleston Southern game (Nov. 28) w/ concussion
- Career-high 6 pts vs. Northwestern (Nov. 23)
- Made first career start in win vs. PC (Nov. 12) ; had 5 pts & led the team with 8 reb & 2 blks in just 15 minutes due to foul trouble ; had 6 offensive-reb and joined Collin Murray-Boyles as the only SC freshman to have 6 or more O-reb in a game the last 7 seasons
- Scored his first college points in openr vs. NC A&T (Nov. 4)

PRE-COLLEGE

- Three-star prospect that was the first player committed in the 2025 class
- Played his final prep season at Moravian Prep and with the YNG Dreamerz in Overtime Elite ; was teammates with fellow Gamecocks Eli Ellis and Abu Yarmah
- In 2024-25, averaged 5.3 points, 8.7 rebounds, 1.8 blocks and 1.1 assists per game helping YNG Dreamerz win the OTE Championship
- As a junior at Powdersville High School (Greenville, S.C.), averaged 15.2 points, 8.6 rebounds, 2.6 blocks and 1.7 assists per game
- Helped lead Powdersville to the 2024 3A State Championship
- In 2022-23, played his sophomore season at Legacy Early College (Greenville, S.C.), the same high school as former Gamecock Jacobi Wright
- When he committed in 2023, was ranked the No. 2 player in the state of South Carolina via On3
- Played for Team Thad on the EYBL circuit

PERSONAL

- Born on Feb. 1, 2006
- Son of Elvis and Abby – has a younger sister, Makayla
- Chose South Carolina because of the family-oriented program culture
- List Avengers Infinity War as favorite movie and Punisher as favorite TV show
- Dream car is a Ram 1500 TRX
- Favorite players to watch/learn from are Kawhi Leonard and Shai Gilgeous-Alexander

CAREER STATS

|         |      |       |          | Field Goals |      | 3-Point  |      | F-Throws |      | Rebounds |     |     |     | Scoring |   |    |     |     |     |     |
|---------|------|-------|----------|-------------|------|----------|------|----------|------|----------|-----|-----|-----|---------|---|----|-----|-----|-----|-----|
| SEASON  | TEAM | GP-GS | MIN/AVG  | FG-FGA      | FG%  | 3FG-3FGA | 3FG% | FT-FTA   | FT%  | OFF      | DEF | TOT | AVG | PF-FO   | A | TO | BLK | STL | PTS | AVG |
| 2025-26 | SC   | 22-4  | 228/10.4 | 25-36       | .694 | 0-0      | .000 | 7-12     | .583 | 21       | 35  | 56  | 2.5 | 36-0    | 7 | 11 | 10  | 4   | 57  | 2.6 |
| TOTAL   |      | 22-4  | 228/10.4 | 25-36       | .694 | 0-0      | .000 | 7-12     | .583 | 21       | 35  | 56  | 2.5 | 36-0    | 7 | 11 | 10  | 4   | 57  | 2.6 |

Sr. • Forward • 6-8 • 240 • Vienna, Austria // UC San Diego

CAREER HIGHS

Single Game Highs

| Statistic    | Value   |
|--------------|---|
| Points       | 42 vs Tampa 12/30/23  |
| Rebounds     | 18 at Florida Tech 02/10/24, at Tampa 02/14/24                                |
| Assists      | 6 at Tampa 02/14/24   |
| Steals       | 5 at Florida Tech 02/22/23, at San Diego 12/21/24                             |
| Blocks       | 3 vs Lake Erie 12/14/23, vs Saint Leo 01/24/24, vs Nova Southeastern 11/30/22 |
| FG Made      | 15 vs Tampa 12/30/23  |
| FG Attempts  | 22 vs Clayton St. 12/18/22  |
| 3FG Made     | 7 vs CSU Bakersfield 12/07/24   |
| 3FG Attempts | 11 vs Pepperdine 11/09/24   |
| FT Made      | 10 at Palm Beach Atl. 02/15/23, at Florida Tech 02/10/24                      |
| FT Attempts  | 13 at Palm Beach Atl. 02/15/23  |

SUPERLATIVES

|                          | '25-26 | Career |
|--------------------------|--------|--------|
| Double-figure scoring    | 2      | 21     |
| Double-figure rebounding | -      | 2      |
| Double-double            | -      | 1      |
| 5+ assists               | -      | -      |
| 2+ blocks                | -      | 5      |
| 3+ steals                | -      | 3      |
| Team high scoring        | -      | -      |
| Team high rebounding     | 1      | 1*     |
| Team high assists        | -      | -      |
| Team high blocks         | -      | -      |
| Team high steals         | -      | -      |

includes led, or shared team high ; \* Carolina ONLY  
Superlatives from Division I only



IG: @nordinkapic

X: @KapicNordin

2025-26 GAME-BY-GAME

| Opponent        | Date       | GS | MIN      | Total  |       | 3-Pointers |       | Free throws |      | Rebounds |     |     |     | PF | A | TO | BLK | STL  | PTS | AVG  |
|-----------------|------------|----|----------|--------|-------|------------|-------|-------------|------|----------|-----|-----|-----|----|---|----|-----|------|-----|------|
|                 |            |    |          | FG-FGA | PCT   | 3FG-3FGA   | PCT   | FT-FTA      | PCT  | OFF      | DEF | TOT | AVG |    |   |    |     |      |     |      |
| N.C. A&T        | 11/04/2025 | *  | 17:49    | 5-7    | .714  | 3-5        | .600  | 0-0         | .000 | 1        | 4   | 5   | 5.0 | 1  | 1 | 0  | 0   | 1    | 13  | 13.0 |
| Southern Miss.  | 11/09/2025 | *  | 17:21    | 2-3    | .667  | 1-2        | .500  | 0-0         | .000 | 1        | 2   | 3   | 4.0 | 1  | 1 | 1  | 0   | 5    | 9.0 |      |
| Presbyterian    | 11/12/2025 |    | 03:29    | 0-1    | .000  | 0-1        | .000  | 0-0         | .000 | 0        | 0   | 0   | 2.7 | 1  | 0 | 1  | 0   | 0    | 6.0 |      |
| Radford         | 11/18/2025 |    | 09:30    | 1-4    | .250  | 0-1        | .000  | 0-0         | .000 | 3        | 2   | 5   | 3.3 | 2  | 1 | 2  | 0   | 2    | 5.0 |      |
| vs Butler       | 11/21/2025 |    | 02:32    | 0-0    | .000  | 0-0        | .000  | 0-0         | .000 | 0        | 0   | 0   | 2.6 | 1  | 0 | 0  | 0   | 0    | 4.0 |      |
| vs Northwestern | 11/23/2025 |    | 03:19    | 0-2    | .000  | 0-1        | .000  | 1-2         | .500 | 0        | 0   | 0   | 2.2 | 0  | 0 | 0  | 0   | 1    | 3.5 |      |
| Charleston So.  | 11/28/2025 | *  | 14:26    | 4-9    | .444  | 2-4        | .500  | 1-3         | .333 | 1        | 4   | 5   | 2.6 | 0  | 1 | 0  | 0   | 11   | 4.6 |      |
| Virginia Tech   | 12/02/2025 | *  | 08:45    | 0-3    | .000  | 0-1        | .000  | 0-0         | .000 | 0        | 0   | 0   | 2.3 | 0  | 0 | 0  | 0   | 0    | 4.0 |      |
| Stetson         | 12/06/2025 |    | 04:00    | 1-1    | 1.000 | 0-0        | .000  | 0-0         | .000 | 0        | 2   | 2   | 2.2 | 1  | 0 | 0  | 0   | 2    | 3.8 |      |
| at Clemson      | 12/16/2025 |    | 10:56    | 1-3    | .333  | 0-2        | .000  | 3-4         | .750 | 1        | 0   | 1   | 2.1 | 0  | 0 | 0  | 0   | 5    | 3.9 |      |
| UAlbany         | 12/30/2025 |    | 05:06    | 2-2    | 1.000 | 1-1        | 1.000 | 0-0         | .000 | 0        | 1   | 1   | 2.0 | 2  | 0 | 0  | 0   | 5    | 4.0 |      |
| at LSU          | 01/06/2026 |    | 01:12    | 0-0    | .000  | 0-0        | .000  | 0-0         | .000 | 0        | 0   | 0   | 1.8 | 0  | 0 | 0  | 0   | 0    | 3.7 |      |
| at Arkansas     | 01/14/2026 |    | 05:51    | 1-2    | .500  | 0-1        | .000  | 0-0         | .000 | 0        | 1   | 1   | 1.8 | 1  | 0 | 0  | 0   | 2    | 3.5 |      |
| Florida         | 01/28/2026 |    | 02:44    | 0-0    | .000  | 0-0        | .000  | 0-0         | .000 | 0        | 0   | 0   | 1.6 | 2  | 0 | 0  | 0   | 0    | 3.3 |      |
| Totals          |            |    | 4 106:60 | 17-37  | .459  | 7-19       | .368  | 5-9         | .556 | 7        | 16  | 23  | 1.6 | 12 | 4 | 4  | 0   | 1 46 | 3.3 |      |

Player Averages

| Games Played | Minutes/game | Points/game | FG Pct | 3FG Pct | FT Pct | Rebounds/game | Assists/game | Turnovers/game | Assist/Turnover ratio | Steals/game | Blocks/game |
|--------------|--------------|-------------|--------|---------|--------|---------------|--------------|----------------|-----------------------|-------------|-------------|
| 14           | 7.6          | 3.3         | 45.9   | 36.8    | 55.6   | 1.6           | 0.3          | 0.3            | 1.0                   | 0.1         | 0.0         |

PLAYER BIO

PRE-SOUTH CAROLINA

- In 2024-25, played at UC San Diego where he saw action in 34 games (33 starts) and averaged 10.7 points, 5.2 rebounds and 1.2 assists per game
- Helped lead the Tritons to a 30-5 record and the Big West Regular Season Championship as well as the Big West Conference Tournament Title
- Had 15 points, eight rebounds and three assists in a tight 68-65 loss to fifth-seeded Michigan in the opening round of the 2025 NCAA Tournament
- Scored in double-figures 18 times (team 16-2 when he scored 10 or more points) with a career-high 25 points in an 81-60 win over Cal State Bakersfield on Dec. 7
- Had a double-double with 18 points and 10 rebounds in a 72-67 win over LaSalle on Nov. 21 in the Boardwalk Battle
- Prior to his lone season with the Tritons, played two seasons (2022-24) at NCAA Division II Lynn in Boca Raton, Fla.
- Was a First Team All-Sunshine State selection in 2023-24 after averaging 19.3 points and 9.2 rebounds per game
- Shot it at a 50.1% clip and finished the season with 14, 20-point games
- Had 42 points against Tampa (12/30/23), the second-most single-game points in program history
- As a freshman in 2022-23, was tabbed Sunshine State Freshman of the Year after averaging a double-double with 19.3 points and 10.4 rebounds per game
- Finished his first collegiate season with 13 double-doubles, including six-straight to close the year
- Had a season-high 31 points with 11 rebounds in an 87-85 win over Barry (1/14/23)

PRE-COLLEGE

- Played for the U20 Austrian National Team
- Helped his team win the Austrian Championship twice
- Five-time Regional and six-time Vienniese Championship winner
- Earned league MVP honors three times

PERSONAL

- Born on Sept. 30
- Has a younger brother, Armin
- List čevapčići as his favorite food
- Favorite movie is Hustle and favorite artists are Dino Merlin, Raf Camora and Drake
- Skiing is his favorite sport behind basketball
- Luka Dončić is favorite player to watch/learn from

CAREER STATS

|              |      |        |           | Field Goals |      | 3-Point  |      | F-Throws |      | Rebounds |     |     |      |       |     |     |     |     | Scoring |      |
|--------------|------|--------|-----------|-------------|------|----------|------|----------|------|----------|-----|-----|------|-------|-----|-----|-----|-----|---------|------|
| SEASON       | TEAM | GP-GS  | MIN/AVG   | FG-FGA      | FG%  | 3FG-3FGA | 3FG% | FT-FTA   | FT%  | OFF      | DEF | TOT | AVG  | PF-FO | A   | TO  | BLK | STL | PTS     | AVG  |
| 2022-23      | Lynn | 25-25  | 768/30.7  | 167-313     | .534 | 23-62    | .371 | 126-168  | .750 | 80       | 179 | 259 | 10.4 | 75-3  | 48  | 70  | 10  | 27  | 483     | 19.3 |
| 2023-24      | Lynn | 27-27  | 845/31.3  | 172-343     | .501 | 38-92    | .413 | 138-182  | .758 | 85       | 163 | 248 | 9.2  | 71-0  | 57  | 62  | 26  | 29  | 520     | 19.3 |
| 2024-25      | UCSD | 34-33  | 851/25.0  | 115-295     | .390 | 54-176   | .307 | 80-107   | .748 | 51       | 127 | 178 | 5.2  | 87-1  | 42  | 45  | 14  | 27  | 364     | 10.7 |
| 2025-26      | SC   | 14-4   | 107/7.6   | 17-37       | .459 | 7-19     | .368 | 5-9      | .556 | 7        | 16  | 23  | 1.6  | 12-0  | 4   | 4   | 0   | 1   | 46      | 3.3  |
| TOTAL FOR SC |      | 14-4   | 107/7.6   | 17-37       | .459 | 7-19     | .368 | 5-9      | .556 | 7        | 16  | 23  | 1.6  | 12-0  | 4   | 4   | 0   | 1   | 46      | 3.3  |
| TOTAL        |      | 100-89 | 2571/25.7 | 471-988     | .477 | 122-349  | .350 | 349-466  | .749 | 223      | 485 | 708 | 7.1  | 245-4 | 151 | 181 | 50  | 84  | 1413    | 14.1 |

31

## ELIJAH STRONG

Jr. • Forward • 6-8 • 250 • Charlotte, N.C.// Boston College

## CAREER HIGHS

## Single Game Highs

| Statistic    | Value  |
|--------------|--|
| Points       | 30 at LSU 01/06/26                                   |
| Rebounds     | 13 vs Temple 11/15/24                                |
| Assists      | 4 vs Northwestern 11/23/25                           |
| Steals       | 3 vs LSU 01/31/26                                    |
| Blocks       | 2 vs Dartmouth 11/29/24, vs Missouri St. 11/25/24    |
| FG Made      | 11 vs Temple 11/15/24                                |
| FG Attempts  | 19 vs Temple 11/15/24                                |
| 3FG Made     | 4 at Wake Forest 12/07/24, at LSU 01/06/26           |
| 3FG Attempts | 9 at Wake Forest 12/07/24, vs Virginia Tech 12/02/25 |
| FT Made      | 6 vs Dartmouth 11/29/24, at LSU 01/06/26             |
| FT Attempts  | 9 vs Dartmouth 11/29/24                              |

## SUPERLATIVES

|                          | '25-26 | Career |
|--------------------------|--------|--------|
| Double-figure scoring    | 13     | 26     |
| Double-figure rebounding | -      | 2      |
| Double-double            | -      | 2      |
| 3+ steals                | -      | -      |
| 2+ blocks                | -      | 2      |
| Team high scoring        | 6      | 6*     |
| Team high rebounding     | -      | -      |
| Team high assists        | -      | -      |
| Team high blocks         | 1      | 1*     |
| Team high steals         | 4      | 4*     |



IG: @elijah31strong

X: @ElijahStrong35\_

includes led, or shared team high ; \* Carolina ONLY

## 2025-26 GAME-BY-GAME

| Opponent           | Date       | GS | MIN   | Total  |        | 3-Pointers |       | Free throws |       | Rebounds |     |     |     | PF  | A  | TO | BLK | STL | PTS | AVG  |      |
|--------------------|------------|----|-------|--------|--------|------------|-------|-------------|-------|----------|-----|-----|-----|-----|----|----|-----|-----|-----|------|------|
|                    |            |    |       | FG-FGA | PCT    | 3FG-3FGA   | PCT   | FT-FTA      | PCT   | OFF      | DEF | TOT | AVG |     |    |    |     |     |     |      |      |
| N.C. A&T           | 11/04/2025 |    | 13:14 | 4-5    | .800   | 1-2        | .500  | 2-2         | 1.000 | 2        | 0   | 2   | 2.0 | 2   | 1  | 1  | 0   | 0   | 11  | 11.0 |      |
| Southern Miss.     | 11/09/2025 |    | 12:44 | 0-3    | .000   | 0-2        | .000  | 0-0         | .000  | 0        | 1   | 1   | 1.5 | 1   | 1  | 3  | 0   | 0   | 5.5 | 5.5  |      |
| Presbyterian       | 11/12/2025 |    | 20:32 | 1-7    | .143   | 0-3        | .000  | 2-2         | 1.000 | 0        | 4   | 4   | 2.3 | 2   | 1  | 1  | 0   | 0   | 4   | 5.0  |      |
| Radford            | 11/18/2025 |    | 18:12 | 7-10   | .700   | 1-2        | .500  | 0-0         | .000  | 0        | 3   | 3   | 2.5 | 3   | 2  | 1  | 1   | 0   | 15  | 7.5  |      |
| vs Butler          | 11/21/2025 |    | 15:03 | 1-7    | .143   | 0-3        | .000  | 1-2         | .500  | 0        | 2   | 2   | 2.4 | 2   | 0  | 0  | 0   | 0   | 3   | 6.6  |      |
| vs Northwestern    | 11/23/2025 |    | 19:52 | 5-8    | .625   | 3-5        | .600  | 3-5         | .600  | 0        | 5   | 5   | 2.8 | 1   | 4  | 2  | 0   | 2   | 16  | 8.2  |      |
| Charleston So.     | 11/28/2025 |    | 16:21 | 9-16   | .563   | 1-5        | .200  | 3-4         | .750  | 0        | 1   | 1   | 2.6 | 4   | 0  | 0  | 1   | 0   | 22  | 10.1 |      |
| Virginia Tech      | 12/02/2025 |    | 24:59 | 6-16   | .375   | 1-9        | .111  | 5-6         | .833  | 1        | 2   | 3   | 2.6 | 1   | 0  | 0  | 0   | 1   | 18  | 11.1 |      |
| Stetson            | 12/06/2025 |    | 16:08 | 4-6    | .667   | 2-4        | .500  | 2-2         | 1.000 | 0        | 3   | 3   | 2.7 | 1   | 1  | 0  | 0   | 0   | 12  | 11.2 |      |
| The Citadel        | 12/13/2025 |    | 04:00 | 0-0    | .000   | 0-0        | .000  | 0-0         | .000  | 0        | 1   | 1   | 2.5 | 0   | 0  | 0  | 0   | 0   | 0   | 10.1 |      |
| at Clemson         | 12/16/2025 |    | 10:01 | 1-6    | .167   | 0-2        | .000  | 2-4         | .500  | 0        | 1   | 1   | 2.4 | 5   | 2  | 0  | 0   | 0   | 4   | 9.5  |      |
| South Carolina St. | 12/22/2025 |    | 15:34 | 6-7    | .857   | 0-0        | .000  | 1-1         | 1.000 | 1        | 0   | 1   | 2.3 | 0   | 1  | 2  | 0   | 0   | 13  | 9.8  |      |
| UAlbany            | 12/30/2025 | *  | 15:13 | 4-7    | .571   | 1-3        | .333  | 0-0         | .000  | 0        | 2   | 2   | 2.2 | 3   | 0  | 1  | 0   | 1   | 9   | 9.8  |      |
| Vanderbilt         | 01/03/2026 | *  | 20:05 | 6-12   | .500   | 2-6        | .333  | 3-3         | 1.000 | 0        | 4   | 4   | 2.4 | 2   | 2  | 0  | 0   | 1   | 17  | 10.3 |      |
| at LSU             | 01/06/2026 | *  | 25:15 | 10-15  | .667   | 4-4        | 1.000 | 6-6         | 1.000 | 1        | 3   | 4   | 2.5 | 5   | 3  | 2  | 0   | 2   | 30  | 11.6 |      |
| Georgia            | 01/10/2026 | *  | 20:59 | 4-10   | .400   | 0-2        | .000  | 1-2         | .500  | 0        | 0   | 0   | 2.3 | 4   | 0  | 0  | 0   | 0   | 9   | 11.4 |      |
| at Arkansas        | 01/14/2026 | *  | 19:13 | 4-9    | .444   | 1-3        | .333  | 0-0         | .000  | 3        | 2   | 5   | 2.5 | 0   | 2  | 2  | 0   | 0   | 9   | 11.3 |      |
| at Auburn          | 01/17/2026 | *  | 26:24 | 3-10   | .300   | 0-3        | .000  | 4-6         | .667  | 1        | 3   | 4   | 2.6 | 4   | 1  | 2  | 0   | 1   | 10  | 11.2 |      |
| Oklahoma           | 01/20/2026 | *  | 28:07 | 7-15   | .467   | 3-4        | .750  | 0-1         | .000  | 3        | 2   | 5   | 2.7 | 3   | 3  | 1  | 0   | 0   | 17  | 11.5 |      |
| at Texas A&M       | 01/24/2026 | *  | 13:50 | 0-8    | .000   | 0-2        | .000  | 0-0         | .000  | 0        | 1   | 1   | 2.6 | 0   | 0  | 0  | 0   | 1   | 0   | 11.0 |      |
| Florida            | 01/28/2026 | *  | 12:18 | 2-7    | .286   | 0-3        | .000  | 0-0         | .000  | 0        | 0   | 0   | 2.5 | 1   | 0  | 1  | 0   | 0   | 4   | 10.6 |      |
| LSU                | 01/31/2026 | *  | 22:36 | 5-11   | .455   | 1-2        | .500  | 1-2         | .500  | 2        | 3   | 5   | 2.6 | 2   | 2  | 1  | 0   | 3   | 12  | 10.7 |      |
| at Texas           | 02/03/2026 |    | 16:54 | 5-10   | .500   | 0-2        | .000  | 2-2         | 1.000 | 0        | 3   | 3   | 2.6 | 4   | 0  | 1  | 1   | 0   | 12  | 10.7 |      |
| Totals             |            |    | 10    | 407:35 | 94-205 | .459       | 21-71 | .296        | 38-50 | .760     | 14  | 46  | 60  | 2.6 | 50 | 26 | 21  | 4   | 11  | 247  | 10.7 |

## Player Averages

| Games Played | Minutes/ game | Points/ game | FG Pct | 3FG Pct | FT Pct | Rebounds/ game | Assists/ game | Turnovers/ game | Assist/Turnover ratio | Steals/ game | Blocks/ game |
|--------------|---------------|--------------|--------|---------|--------|----------------|---------------|-----------------|-----------------------|--------------|--------------|
| 23           | 17.7          | 10.7         | 45.9   | 29.6    | 76.0   | 2.6            | 1.1           | 0.9             | 1.2                   | 0.5          | 0.2          |

## PLAYER BIO

## 2025-26

- Double-figures 13x this season ; has led the bench in scoring 8x this season as well
- Started 10-straight games from Dec. 30 to Jan. 31 ; 17 pts in win vs. OU (Jan. 20) ; hit a trio of 3s & started the game on an 11-0 run himself forcing a Sooner timeout at the 17:30 mark of half 1
- Career-high 30 pts in 10-point road win at LSU (Jan. 6) ; scored 30 in just 25 minutes of action becoming fifth SEC player since 2004-05 to have a 30-pt game in 25 min or less (first since Brandon Miller in 2023)
- 17 pts, 4 reb, 2 ast & 1 stl in his first career SEC game vs. No. 11/11 Vanderbilt (Jan. 3)
- First career start at SC vs. UAlbany (Dec. 30)
- 18 pts off bench in ACC/SEC Challenge vs. Virginia Tech (Dec. 2)
- 22 pts in just 16 minutes off the bench in win vs. Charleston Southern (Nov. 28) ; was 9-of-16 (56.3%) from the floor and scored 20 pts in the 2nd half
- 16 pts, 5 reb, 4 ast (career-high) & 2 stls vs. Northwestern (Nov. 23) at the Greenbrier Tip-Off
- 15 pts, 3 reb, 2 ast and 1 blk in blowout victory over Radford in 18 minutes off the bench ; was an efficient 7-of-10 (70%) from the floor
- Scored 11 pts in 13 min off the bench in season opener vs. NC A&T (Nov. 4) ; marked first career game in double figures at South Carolina

## PRE-SOUTH CAROLINA

- Spent two seasons at Boston College (2023-25), appearing in 46 games with 20 starts
- Had his best season in college in 2024-25, averaging 9.6 points and 4.1 rebounds per game while shooting 45.2% (95-of-210 FGs) from the floor and 36.2% (25-of-69 3FGs) from behind the arc
- Scored in double figures 11 times for the Eagles as a sophomore
- Had a career-high 25 points in a 72-69 win over Temple (11/15/24) ; also pulled down 13 rebounds and went 11-of-19 (57.9%) from the floor in the victory
- Played in 19 games with one start in limited minutes at BC as a true freshman in 2023-24 ; shot 52.5% (21-of-40 FGs)

## PRE-COLLEGE

- Prepped at Myers Park where he led the Mustangs to the 2023 4A State Championship ; was named Most Outstanding Player after scoring 22 points with seven rebounds in a 74-60 win over Richmond in the title game
- Myers Park finished No. 21 in the final MaxPreps National Top-25 Poll
- Averaged 15.4 points and 5.4 rebounds per game while shooting nearly 64% from the floor as a senior
- Tabbed SoMeck Player of the Year as a junior after averaging 17.0 points, 9.6 rebounds and 1.5 assists per game

## CAREER STATS

| SEASON              | TEAM | GP-GS        | MIN/AVG          | Field Goals    |             | 3-Point       |             | F-Throws      |             | Rebounds  |            |            |            | Scoring      |           |
|---------------------|------|--------------|------------------|----------------|-------------|---------------|-------------|---------------|-------------|-----------|------------|------------|------------|--------------|-----------|
|                     |      |              |                  | FG-FGA         | FG%         | 3FG-3FGA      | 3FG%        | FT-FTA        | FT%         | OFF       | DEF        | TOT        | AVG        | PF-FO        | A         |
| 2023-24             | BC   | 19-1         | 129/6.8          | 21-40          | .525        | 3-10          | .300        | 7-14          | .500        | 6         | 7          | 13         | 0.7        | 13-0         | 3         |
| 2024-25             | BC   | 27-19        | 636/23.6         | 95-210         | .452        | 25-69         | .362        | 44-70         | .629        | 40        | 71         | 111        | 4.1        | 66-1         | 25        |
| 2025-26             | SC   | 23-10        | 408/17.7         | 94-205         | .459        | 21-71         | .296        | 38-50         | .760        | 14        | 46         | 60         | 2.6        | 50-2         | 26        |
| <b>TOTAL FOR SC</b> |      | <b>23-10</b> | <b>408/17.7</b>  | <b>94-205</b>  | <b>.459</b> | <b>21-71</b>  | <b>.296</b> | <b>38-50</b>  | <b>.760</b> | <b>14</b> | <b>46</b>  | <b>60</b>  | <b>2.6</b> | <b>50-2</b>  | <b>26</b> |
| <b>TOTAL</b>        |      | <b>69-30</b> | <b>1173/17.0</b> | <b>210-455</b> | <b>.462</b> | <b>49-150</b> | <b>.327</b> | <b>89-134</b> | <b>.664</b> | <b>60</b> | <b>124</b> | <b>184</b> | <b>2.7</b> | <b>129-3</b> | <b>54</b> |



Sr. • Guard • 6-9 • 195 • Ulaanbaatar, Mongolia // Utah


CAREER HIGHS

Single Game Highs

| Statistic    | Value  |
|--------------|--|
| Points       | 19 vs Queens (NC) 11/12/24                           |
| Rebounds     | 10 vs Radford 11/18/25                               |
| Assists      | 8 4 times  |
| Steals       | 4 vs Mississippi Val. 11/26/24                       |
| Blocks       | 3 vs Arizona St. 03/01/25, at Texas A&M 01/24/26     |
| FG Made      | 8 vs Queens (NC) 11/12/24                            |
| FG Attempts  | 12 10 times  |
| 3FG Made     | 4 at UNLV 11/15/22                                   |
| 3FG Attempts | 10 vs Central Ark. 11/07/24, vs Kansas 02/15/25      |
| FT Made      | 8 at Oklahoma St. 02/01/25                           |
| FT Attempts  | 8 at Oklahoma St. 02/01/25, vs Northwestern 11/23/25 |

SUPERLATIVES

|                          | '25-26 | Career |
|--------------------------|--------|--------|
| Double-figure scoring    | 15     | 42     |
| Double-figure rebounding | 1      | 1      |
| Double-double            | 1      | 1      |
| 5+ assists               | 3      | 24     |
| 3+ steals                | -      | 6      |
| 2+ blocks                | 7      | 14     |
| Team high scoring        | 4      | 4*     |
| Team high rebounding     | 12     | 12*    |
| Team high assists        | 4      | 4*     |
| Team high blocks         | 15     | 15*    |
| Team high steals         | 6      | 6*     |



IG: @mongolianmike

X: @mongolshark

includes led, or shared team high ; \* Carolina ONLY

2025-26 GAME-BY-GAME

| Opponent           | Date       | GS | MIN   | Total  |        | 3-Pointers |       | Free throws |       | Rebounds |     |     |     | PF  | A  | TO | BLK | STL | PTS | AVG  |      |
|--------------------|------------|----|-------|--------|--------|------------|-------|-------------|-------|----------|-----|-----|-----|-----|----|----|-----|-----|-----|------|------|
|                    |            |    |       | FG-FGA | PCT    | 3FG-3FGA   | PCT   | FT-FTA      | PCT   | OFF      | DEF | TOT | AVG |     |    |    |     |     |     |      |      |
| N.C. A&T           | 11/04/2025 | *  | 20:59 | 2-4    | .500   | 0-1        | .000  | 0-0         | .000  | 0        | 5   | 5   | 5.0 | 2   | 3  | 2  | 1   | 0   | 4   | 4.0  |      |
| Southern Miss.     | 11/09/2025 | *  | 36:30 | 6-12   | .500   | 3-7        | .429  | 2-2         | 1.000 | 2        | 3   | 5   | 5.0 | 4   | 3  | 1  | 0   | 2   | 17  | 10.5 |      |
| Presbyterian       | 11/12/2025 | *  | 24:10 | 4-7    | .571   | 1-2        | .500  | 4-4         | 1.000 | 3        | 1   | 4   | 4.7 | 1   | 0  | 0  | 0   | 1   | 13  | 11.1 |      |
| Radford            | 11/18/2025 | *  | 21:48 | 4-5    | .800   | 2-3        | .667  | 2-2         | 1.000 | 1        | 9   | 10  | 6.0 | 2   | 2  | 0  | 0   | 0   | 12  | 11.5 |      |
| vs Butler          | 11/21/2025 | *  | 26:57 | 6-12   | .500   | 1-3        | .333  | 0-1         | .000  | 1        | 5   | 6   | 6.0 | 4   | 1  | 0  | 1   | 1   | 13  | 11.8 |      |
| vs Northwestern    | 11/23/2025 | *  | 31:38 | 2-5    | .400   | 1-4        | .250  | 7-8         | .875  | 3        | 5   | 8   | 6.3 | 3   | 3  | 0  | 0   | 0   | 12  | 11.8 |      |
| Charleston So.     | 11/28/2025 | *  | 34:06 | 2-3    | .667   | 0-1        | .000  | 4-4         | 1.000 | 1        | 7   | 8   | 6.6 | 0   | 7  | 0  | 2   | 2   | 8   | 11.3 |      |
| Virginia Tech      | 12/02/2025 | *  | 36:20 | 4-8    | .500   | 1-4        | .250  | 5-7         | .714  | 2        | 4   | 6   | 6.5 | 4   | 1  | 4  | 1   | 1   | 14  | 11.6 |      |
| Stetson            | 12/06/2025 | *  | 24:53 | 4-8    | .500   | 1-3        | .333  | 0-0         | .000  | 2        | 5   | 7   | 6.6 | 0   | 2  | 0  | 1   | 0   | 9   | 11.3 |      |
| The Citadel        | 12/13/2025 | *  | 33:09 | 6-12   | .500   | 0-2        | .000  | 2-2         | 1.000 | 1        | 6   | 7   | 6.6 | 2   | 3  | 2  | 2   | 0   | 14  | 11.6 |      |
| at Clemson         | 12/16/2025 | *  | 28:25 | 5-9    | .556   | 0-3        | .000  | 3-3         | 1.000 | 1        | 6   | 7   | 6.6 | 4   | 1  | 3  | 1   | 0   | 13  | 11.7 |      |
| South Carolina St. | 12/22/2025 | *  | 27:37 | 5-6    | .833   | 0-1        | .000  | 5-5         | 1.000 | 1        | 1   | 2   | 6.3 | 1   | 2  | 2  | 1   | 1   | 15  | 12.0 |      |
| UAlbany            | 12/30/2025 | *  | 25:36 | 3-7    | .429   | 0-3        | .000  | 4-4         | 1.000 | 0        | 2   | 2   | 5.9 | 0   | 7  | 3  | 1   | 1   | 10  | 11.8 |      |
| Vanderbilt         | 01/03/2026 | *  | 32:12 | 5-10   | .500   | 1-3        | .333  | 2-2         | 1.000 | 1        | 2   | 3   | 5.7 | 3   | 3  | 0  | 0   | 0   | 13  | 11.9 |      |
| at LSU             | 01/06/2026 | *  | 36:15 | 3-8    | .375   | 1-2        | .500  | 0-0         | .000  | 1        | 6   | 7   | 5.8 | 1   | 3  | 0  | 2   | 1   | 7   | 11.6 |      |
| Georgia            | 01/10/2026 | *  | 34:13 | 6-9    | .667   | 2-3        | .667  | 4-5         | .800  | 0        | 6   | 6   | 5.8 | 0   | 2  | 1  | 0   | 1   | 18  | 12.0 |      |
| at Arkansas        | 01/14/2026 | *  | 29:18 | 1-6    | .167   | 1-3        | .333  | 2-2         | 1.000 | 1        | 5   | 6   | 5.8 | 2   | 1  | 2  | 2   | 0   | 5   | 11.6 |      |
| at Auburn          | 01/17/2026 | *  | 29:36 | 5-10   | .500   | 0-2        | .000  | 3-4         | .750  | 2        | 3   | 5   | 5.8 | 3   | 2  | 2  | 2   | 1   | 13  | 11.7 |      |
| Oklahoma           | 01/20/2026 | *  | 30:24 | 3-5    | .600   | 0-0        | .000  | 4-4         | 1.000 | 0        | 3   | 3   | 5.6 | 4   | 5  | 3  | 1   | 2   | 10  | 11.6 |      |
| at Texas A&M       | 01/24/2026 | *  | 29:27 | 2-7    | .286   | 1-4        | .250  | 0-0         | .000  | 0        | 5   | 5   | 5.6 | 1   | 4  | 3  | 3   | 1   | 5   | 11.3 |      |
| Florida            | 01/28/2026 | *  | 28:24 | 2-6    | .333   | 0-1        | .000  | 4-5         | .800  | 0        | 1   | 1   | 5.4 | 0   | 2  | 0  | 1   | 1   | 8   | 11.1 |      |
| LSU                | 01/31/2026 | *  | 39:27 | 4-11   | .364   | 1-2        | .500  | 2-2         | 1.000 | 2        | 4   | 6   | 5.4 | 3   | 1  | 1  | 1   | 1   | 11  | 11.1 |      |
| at Texas           | 02/03/2026 | *  | 28:23 | 2-4    | .500   | 0-1        | .000  | 1-1         | 1.000 | 2        | 3   | 5   | 5.4 | 3   | 3  | 4  | 2   | 1   | 5   | 10.8 |      |
| Totals             |            |    | 23    | 689:47 | 86-174 | .494       | 17-58 | .293        | 60-67 | .896     | 27  | 97  | 124 | 5.4 | 47 | 59 | 35  | 24  | 18  | 249  | 10.8 |

Player Averages

| Games Played | Minutes/ game | Points/ game | FG Pct | 3FG Pct | FT Pct | Rebounds/ game | Assists/ game | Turnovers/ game | Assist/Turnover ratio | Steals/ game | Blocks/ game |
|--------------|---------------|--------------|--------|---------|--------|----------------|---------------|-----------------|-----------------------|--------------|--------------|
| 23           | 30.0          | 10.8         | 49.4   | 29.3    | 89.6   | 5.4            | 2.6           | 1.5             | 1.7                   | 0.8          | 1.0          |

PLAYER BIO

AWARDS/HONORS

- A-10 All-Rookie Team (2022-23)

2025-26

- Double-figures 15x this season ; has led the team in rebounding 12x thru 23 games
- Season-high 18 pts vs. #18/20 Georgia (Jan. 10)
- First career double-double vs. Radford (Nov. 18) w/ 12 pts & career-high 10 reb

PRE-SOUTH CAROLINA

- Made stops at three different schools in his collegiate journey playing at Dayton (2022-23), San Francisco (2023-24) and Utah (2024-25)
- Has played in 99 career games with 83 starts while averaging 6.9 pts, 2.8 reb & 2.7 ast per game
- 7.2 pts, 3.4 reb & 2.8 ast in 2024-25 for the Utes
- Scored in double-figures 10 times with a career-high 19 points in a 96-65 win over Queens (11/12/24) ; added seven rebounds and five assists in the game
- Logged nine games with five or more assists at Utah
- In 2023-24, averaged 7.7 points, 3.0 rebounds and 2.7 assists per game at San Francisco helping the Dons to 23 wins and a berth in the NIT
- Recorded career-best shooting splits of 42.4% (97-of-229 FGs) from the floor and 36.0% (41-of-114 3FGs) from behind the arc in his lone season at San Francisco
- As a true freshman at Dayton in 2022-23, played in 32 games with 20 starts for the Flyers earning Atlantic 10 All-Rookie Team honors after averaging 5.6 points, 2.6 assists and 1.9 rebounds per game
- Had a career-high eight assists on three occasions and helped the team to 22 wins with an appearance in the Atlantic 10 Championship game against VCU

PRE-COLLEGE

- Was a consensus four-star recruit
- Represented Mongolia on the World Team at the 2022 Nike Hoop Summit
- Averaged 10.2 points, 4.6 rebounds and 3.6 assists per game while shooting 51.2% from 3-point range his senior year of HS in Willoughby, Ohio
- Captained the Mongolian U18 team that finished sixth in the 2019 World 3x3 Championships

PERSONAL

- Son of Sharavjams Tserenjankhar and Erdenebulgan Purevsuren ; Has a younger brother, Munkhiin-Od Sharavjams
- Given name is Enkhiin-Od Michael Sharavjams
- Was born in Phoenix, Ariz.
- First Mongolian citizen to earn a Division I scholarship
- His father Sharavjams Tserenjankhar, aka The Mongolian Shark, was the first Asian Harlem Globetrotter

CAREER STATS

|              |      |         |           | Field Goals |      | 3-Point  |      | F-Throws |      | Rebounds |     |     |     |       |     |     |     |     | Scoring |      |
|--------------|------|---------|-----------|-------------|------|----------|------|----------|------|----------|-----|-----|-----|-------|-----|-----|-----|-----|---------|------|
| SEASON       | TEAM | GP-GS   | MIN/AVG   | FG-FGA      | FG%  | 3FG-3FGA | 3FG% | FT-FTA   | FT%  | OFF      | DEF | TOT | AVG | PF-FO | A   | TO  | BLK | STL | PTS     | AVG  |
| 2022-23      | UD   | 32-20   | 740/23.1  | 64-165      | .388 | 29-92    | .315 | 21-31    | .677 | 6        | 56  | 62  | 1.9 | 66-2  | 83  | 48  | 11  | 14  | 178     | 5.6  |
| 2023-24      | USF  | 34-34   | 850/25.0  | 97-229      | .424 | 41-114   | .360 | 28-34    | .824 | 15       | 87  | 102 | 3.0 | 67-2  | 91  | 49  | 15  | 32  | 263     | 7.7  |
| 2024-25      | Utah | 33-29   | 738/22.4  | 88-217      | .406 | 36-117   | .308 | 27-44    | .614 | 25       | 86  | 111 | 3.4 | 66-1  | 91  | 43  | 22  | 22  | 239     | 7.2  |
| 2025-26      | SC   | 23-23   | 690/30.0  | 86-174      | .494 | 17-58    | .293 | 60-67    | .896 | 27       | 97  | 124 | 5.4 | 47-0  | 59  | 35  | 24  | 18  | 249     | 10.8 |
| TOTAL FOR SC |      | 23-23   | 690/30.0  | 86-174      | .494 | 17-58    | .293 | 60-67    | .896 | 27       | 97  | 124 | 5.4 | 47-0  | 59  | 35  | 24  | 18  | 249     | 10.8 |
| TOTAL        |      | 122-106 | 3017/24.7 | 335-785     | .427 | 123-381  | .323 | 136-176  | .773 | 73       | 326 | 399 | 3.3 | 246-5 | 324 | 175 | 72  | 86  | 929     | 7.6  |



# 2025-26 SOUTH CAROLINA BASKETBALL STATS



## 2025-26 South Carolina Men's Basketball Combined Team Statistics All games

Page 1/1  
as of Feb 04, 2026

### Game Records

| Record         | Overall | Home | Away | Neutral |
|----------------|---------|------|------|---------|
| ALL GAMES      | 11-12   | 10-5 | 1-5  | 0-2     |
| CONFERENCE     | 2-8     | 1-4  | 1-4  | 0-0     |
| NON-CONFERENCE | 9-4     | 9-1  | 0-1  | 0-2     |

### Score by Periods

| Team           | 1st | 2nd | OT | TOT  |
|----------------|-----|-----|----|------|
| South Carolina | 829 | 913 | 35 | 1777 |
| Opponents      | 782 | 910 | 39 | 1731 |

### Team Box Score

| No.       | Player            |       |        |      | Total    |      | 3-Point  |      | F-Throw |      | Rebounds |     |     |      |     |    |     |     |     |     |      |      |  |  |
|-----------|-------------------|-------|--------|------|----------|------|----------|------|---------|------|----------|-----|-----|------|-----|----|-----|-----|-----|-----|------|------|--|--|
|           |                   | GP-GS | MIN    | AVG  | FG-FGA   | FG%  | 3FG-3FGA | 3FG% | FT-FTA  | FT%  | OFF      | DEF | TOT | AVG  | PF  | DQ | A   | TO  | BLK | STL | PTS  | AVG  |  |  |
| 5         | JOHNSON, Meechie  | 23-23 | 715:50 | 31.1 | 113-262  | .431 | 41-121   | .339 | 112-139 | .806 | 4        | 70  | 74  | 3.2  | 49  | 0  | 99  | 48  | 3   | 30  | 379  | 16.5 |  |  |
| 55        | SHARAVJAMTS, Mike | 23-23 | 689:47 | 30.0 | 86-174   | .494 | 17-58    | .293 | 60-67   | .896 | 27       | 97  | 124 | 5.4  | 47  | 0  | 59  | 35  | 24  | 18  | 249  | 10.8 |  |  |
| 31        | STRONG, Elijah    | 23-10 | 407:35 | 17.7 | 94-205   | .459 | 21-71    | .296 | 38-50   | .760 | 14       | 46  | 60  | 2.6  | 50  | 2  | 26  | 21  | 4   | 11  | 247  | 10.7 |  |  |
| 4         | KNOX, Kobe        | 23-23 | 674:48 | 29.3 | 73-152   | .480 | 16-56    | .286 | 68-85   | .800 | 26       | 58  | 84  | 3.7  | 51  | 1  | 50  | 31  | 5   | 20  | 230  | 10.0 |  |  |
| 15        | ELLIS, Eli        | 19-0  | 518:50 | 27.3 | 62-154   | .403 | 17-60    | .283 | 47-54   | .870 | 11       | 43  | 54  | 2.8  | 28  | 0  | 39  | 17  | 1   | 16  | 188  | 9.9  |  |  |
| 10        | STUTE, Myles      | 20-19 | 511:58 | 25.6 | 48-126   | .381 | 31-93    | .333 | 14-23   | .609 | 19       | 66  | 85  | 4.3  | 40  | 0  | 18  | 25  | 3   | 13  | 141  | 7.1  |  |  |
| 13        | POLK, Grant       | 21-0  | 317:14 | 15.1 | 34-87    | .391 | 23-68    | .338 | 3-4     | .750 | 13       | 18  | 31  | 1.5  | 19  | 0  | 3   | 5   | 1   | 6   | 94   | 4.5  |  |  |
| 6         | WALKER, EJ        | 13-1  | 176:31 | 13.6 | 18-30    | .600 | 4-12     | .333 | 6-11    | .545 | 10       | 20  | 30  | 2.3  | 22  | 0  | 1   | 8   | 2   | 3   | 46   | 3.5  |  |  |
| 0         | BUTLER, Jordan    | 18-4  | 170:46 | 9.5  | 18-35    | .514 | 3-15     | .200 | 21-27   | .778 | 16       | 23  | 39  | 2.2  | 22  | 1  | 4   | 4   | 3   | 4   | 60   | 3.3  |  |  |
| 24        | KAPIC, Nordin     | 14-4  | 106:60 | 7.6  | 17-37    | .459 | 7-19     | .368 | 5-9     | .556 | 7        | 16  | 23  | 1.6  | 12  | 0  | 4   | 4   | 0   | 1   | 46   | 3.3  |  |  |
| 20        | ASSEMIAN, Hayden  | 22-4  | 228:25 | 10.4 | 25-36    | .694 | 0-0      | .000 | 7-12    | .583 | 21       | 35  | 56  | 2.5  | 36  | 0  | 7   | 11  | 10  | 4   | 57   | 2.6  |  |  |
| 2         | ESSANDOKO, Christ | 16-4  | 122:27 | 7.7  | 12-38    | .316 | 6-14     | .429 | 7-13    | .538 | 8        | 19  | 27  | 1.7  | 20  | 0  | 6   | 9   | 1   | 2   | 37   | 2.3  |  |  |
| 14        | SPARKMAN, Eli     | 9-0   | 33:50  | 3.8  | 1-6      | .167 | 1-6      | .167 | 0-0     | .000 | 1        | 3   | 4   | 0.4  | 2   | 0  | 3   | 0   | 0   | 1   | 3    | 0.3  |  |  |
| Team      |                   |       |        |      |          |      |          |      |         |      | 37       | 41  | 78  |      |     |    |     | 14  |     |     |      |      |  |  |
| Total     |                   | 23    | 4675   |      | 601-1342 | .448 | 187-593  | .315 | 388-494 | .785 | 214      | 555 | 769 | 33.4 | 398 | 4  | 319 | 232 | 57  | 129 | 1777 | 77.3 |  |  |
| Opponents |                   | 23    | 4675   |      | 624-1389 | .449 | 148-475  | .312 | 335-466 | .719 | 251      | 559 | 810 | 35.2 | 403 | 5  | 345 | 231 | 86  | 141 | 1731 | 75.3 |  |  |

### Team Statistics

|                        | SC       | OPP      |
|------------------------|----------|----------|
| Scoring                | 1777     | 1731     |
| Points per game        | 77.3     | 75.3     |
| Scoring margin         | +2.0     | -        |
| Field goals-att        | 601-1342 | 624-1389 |
| Field goal pct         | .448     | .449     |
| 3 point fg-att         | 187-593  | 148-475  |
| 3-point FG pct         | .315     | .312     |
| 3-pt FG made per game  | 8.1      | 6.4      |
| Free throws-att        | 388-494  | 335-466  |
| Free throw pct         | .785     | .719     |
| F-Throws made per game | 16.9     | 14.6     |
| Rebounds               | 769      | 810      |
| Rebounds per game      | 33.4     | 35.2     |
| Rebounding margin      | -1.8     | -        |
| Assists                | 319      | 345      |
| Assists per game       | 13.9     | 15.0     |
| Turnovers              | 232      | 231      |
| Turnovers per game     | 10.1     | 10.0     |
| Turnover margin        | 0.0      | -        |
| Assist/turnover ratio  | 1.4      | 1.5      |
| Steals                 | 129      | 141      |
| Steals per game        | 5.6      | 6.1      |
| Blocks                 | 57       | 86       |
| Blocks per game        | 2.5      | 3.7      |
| Winning streak         | 0        | -        |
| Home win streak        | 0        | -        |
| Attendance             | 162532   | 64267    |
| Home games-Avg/Game    | 15-10835 | 6-10711  |
| Neutral site-Avg/Game  | -        | 2-996    |

### Team Results

| Date       | Opponent           |     | Score  | Att.  |
|------------|--------------------|-----|--------|-------|
| 11/04/2025 | N.C. A&T           | W   | 91-72  | 12344 |
| 11/09/2025 | Southern Miss.     | Wot | 83-79  | 11420 |
| 11/12/2025 | Presbyterian       | W   | 81-61  | 11874 |
| 11/18/2025 | Radford            | W   | 87-58  | 11623 |
| 11/21/2025 | vs Butler          | L   | 72-79  | 1209  |
| 11/23/2025 | vs Northwestern    | L   | 77-79  | 782   |
| 11/28/2025 | Charleston So.     | W   | 74-62  | 9789  |
| 12/02/2025 | Virginia Tech      | Lot | 83-86  | 11420 |
| 12/06/2025 | Stetson            | W   | 82-51  | 9055  |
| 12/13/2025 | The Citadel        | W   | 71-55  | 10199 |
| 12/16/2025 | at Clemson         | L   | 61-68  | 9000  |
| 12/22/2025 | South Carolina St. | W   | 95-70  | 10171 |
| 12/30/2025 | UAlbany            | W   | 96-67  | 9501  |
| 01/03/2026 | Vanderbilt         | L   | 71-83  | 9760  |
| 01/06/2026 | at LSU             | W   | 78-68  | 6303  |
| 01/10/2026 | Georgia            | L   | 70-75  | 11091 |
| 01/14/2026 | at Arkansas        | L   | 74-108 | 19200 |
| 01/17/2026 | at Auburn          | L   | 67-71  | 9121  |
| 01/20/2026 | Oklahoma           | W   | 85-76  | 10861 |
| 01/24/2026 | at Texas A&M       | L   | 69-92  | 10357 |
| 01/28/2026 | Florida            | L   | 48-95  | 12686 |
| 01/31/2026 | LSU                | Lot | 87-92  | 10738 |
| 02/03/2026 | at Texas           | L   | 75-84  | 10286 |

2025-26 South Carolina Men's Basketball  
Combined Team Statistics  
In Conference gamesPage 1/1  
as of Feb 04, 2026

## Game Records

| Record         | Overall | Home | Away | Neutral |
|----------------|---------|------|------|---------|
| ALL GAMES      | 2-8     | 1-4  | 1-4  | 0-0     |
| CONFERENCE     | 2-8     | 1-4  | 1-4  | 0-0     |
| NON-CONFERENCE | 0-0     | 0-0  | 0-0  | 0-0     |

## Score by Periods

| Team           | 1st | 2nd | OT | TOT |
|----------------|-----|-----|----|-----|
| South Carolina | 336 | 379 | 9  | 724 |
| Opponents      | 382 | 448 | 14 | 844 |

## Team Box Score

| No.       | Player            |       |        |      | Total   |      | 3-Point  |      | F-Throw |      | Rebounds |     |     |      |     |    |     |    |     |     |     |      |  |  |  |  |
|-----------|-------------------|-------|--------|------|---------|------|----------|------|---------|------|----------|-----|-----|------|-----|----|-----|----|-----|-----|-----|------|--|--|--|--|
|           |                   | GP-GS | MIN    | AVG  | FG-FGA  | FG%  | 3FG-3FGA | 3FG% | FT-FTA  | FT%  | OFF      | DEF | TOT | AVG  | PF  | DQ | A   | TO | BLK | STL | PTS | AVG  |  |  |  |  |
| 5         | JOHNSON, Meechie  | 10-10 | 331:50 | 33.2 | 55-127  | .433 | 17-52    | .327 | 70-84   | .833 | 1        | 27  | 28  | 2.8  | 22  | 0  | 52  | 23 | 3   | 15  | 197 | 19.7 |  |  |  |  |
| 31        | STRONG, Elijah    | 10-9  | 205:41 | 20.6 | 46-107  | .430 | 11-31    | .355 | 17-22   | .773 | 10       | 21  | 31  | 3.1  | 25  | 1  | 13  | 10 | 2   | 7   | 120 | 12.0 |  |  |  |  |
| 4         | KNOX, Kobe        | 10-10 | 309:08 | 30.9 | 35-73   | .479 | 7-19     | .368 | 29-40   | .725 | 12       | 38  | 50  | 5.0  | 25  | 1  | 13  | 12 | 2   | 9   | 106 | 10.6 |  |  |  |  |
| 55        | SHARAVJAMTS, Mike | 10-10 | 317:39 | 31.8 | 33-76   | .434 | 7-21     | .333 | 22-25   | .880 | 9        | 38  | 47  | 4.7  | 20  | 0  | 24  | 18 | 13  | 9   | 95  | 9.5  |  |  |  |  |
| 15        | ELLIS, Eli        | 7-0   | 192:36 | 27.5 | 22-60   | .367 | 9-24     | .375 | 13-15   | .867 | 5        | 18  | 23  | 3.3  | 11  | 0  | 6   | 3  | 1   | 5   | 66  | 9.4  |  |  |  |  |
| 10        | STUTE, Myles      | 10-10 | 285:33 | 28.6 | 24-62   | .387 | 16-44    | .364 | 3-9     | .333 | 11       | 30  | 41  | 4.1  | 19  | 0  | 5   | 10 | 1   | 6   | 67  | 6.7  |  |  |  |  |
| 6         | WALKER, EJ        | 8-1   | 126:23 | 15.8 | 16-25   | .640 | 3-9      | .333 | 3-7     | .429 | 6        | 14  | 20  | 2.5  | 15  | 0  | 1   | 6  | 1   | 3   | 38  | 4.8  |  |  |  |  |
| 13        | POLK, Grant       | 8-0   | 117:53 | 14.7 | 7-29    | .241 | 2-21     | .095 | 0-0     | .000 | 5        | 5   | 10  | 1.3  | 8   | 0  | 0   | 1  | 0   | 3   | 16  | 2.0  |  |  |  |  |
| 2         | ESSANDOKO, Christ | 5-0   | 24:25  | 4.9  | 2-10    | .200 | 1-3      | .333 | 2-4     | .500 | 3        | 1   | 4   | 0.8  | 8   | 0  | 0   | 3  | 0   | 0   | 7   | 1.4  |  |  |  |  |
| 20        | ASSEMIAN, Hayden  | 10-0  | 81:46  | 8.2  | 4-11    | .364 | 0-0      | .000 | 0-0     | .000 | 4        | 8   | 12  | 1.2  | 13  | 0  | 3   | 4  | 3   | 2   | 8   | 0.8  |  |  |  |  |
| 24        | KAPIC, Nordin     | 3-0   | 09:47  | 3.3  | 1-2     | .500 | 0-1      | .000 | 0-0     | .000 | 0        | 1   | 1   | 0.3  | 3   | 0  | 0   | 0  | 0   | 0   | 2   | 0.7  |  |  |  |  |
| 0         | BUTLER, Jordan    | 5-0   | 17:10  | 3.4  | 1-2     | .500 | 0-0      | .000 | 0-0     | .000 | 1        | 2   | 3   | 0.6  | 3   | 0  | 1   | 1  | 0   | 0   | 2   | 0.4  |  |  |  |  |
| 14        | SPARKMAN, Eli     | 2-0   | 05:08  | 2.6  | 0-3     | .000 | 0-3      | .000 | 0-0     | .000 | 1        | 0   | 1   | 0.5  | 0   | 0  | 2   | 0  | 0   | 0   | 0   | 0.0  |  |  |  |  |
| Team      |                   |       |        |      |         |      |          |      |         |      | 22       | 18  | 40  |      |     |    | 7   |    |     |     |     |      |  |  |  |  |
| Total     |                   | 10    | 2025   |      | 246-587 | .419 | 73-228   | .320 | 159-206 | .772 | 90       | 221 | 311 | 31.1 | 172 | 2  | 120 | 98 | 26  | 59  | 724 | 72.4 |  |  |  |  |
| Opponents |                   | 10    | 2025   |      | 298-619 | .481 | 81-243   | .333 | 167-208 | .803 | 118      | 268 | 386 | 38.6 | 166 | 1  | 179 | 97 | 58  | 61  | 844 | 84.4 |  |  |  |  |

## Team Statistics

|                        | SC      | OPP     |
|------------------------|---------|---------|
| <b>Scoring</b>         |         |         |
| Points per game        | 72.4    | 84.4    |
| Scoring margin         | -12.0   | -       |
| <b>Field goals-att</b> |         |         |
| Field goal pct         | .419    | .481    |
| <b>3 point fg-att</b>  |         |         |
| 3-point FG pct         | .320    | .333    |
| 3-pt FG made per game  | 7.3     | 8.1     |
| <b>Free throws-att</b> |         |         |
| Free throw pct         | .772    | .803    |
| F-Throws made per game | 15.9    | 16.7    |
| <b>Rebounds</b>        |         |         |
| Rebounds per game      | 31.1    | 38.6    |
| Rebounding margin      | -7.5    | -       |
| <b>Assists</b>         |         |         |
| Assists per game       | 12.0    | 17.9    |
| <b>Turnovers</b>       |         |         |
| Turnovers per game     | 9.8     | 9.7     |
| Turnover margin        | -0.1    | -       |
| Assist/turnover ratio  | 1.2     | 1.8     |
| <b>Steals</b>          |         |         |
| Steals per game        | 5.9     | 6.1     |
| <b>Blocks</b>          |         |         |
| Blocks per game        | 2.6     | 5.8     |
| <b>Winning streak</b>  |         |         |
| Home win streak        | 0       | -       |
| <b>Attendance</b>      |         |         |
| Home games-Avg/Game    | 5-11027 | 5-11053 |
| Neutral site-Avg/Game  | -       | 0-0     |

## Team Results

| Date       | Opponent     |     | Score  | Att.  |
|------------|--------------|-----|--------|-------|
| 01/03/2026 | Vanderbilt   | L   | 71-83  | 9760  |
| 01/06/2026 | at LSU       | W   | 78-68  | 6303  |
| 01/10/2026 | Georgia      | L   | 70-75  | 11091 |
| 01/14/2026 | at Arkansas  | L   | 74-108 | 19200 |
| 01/17/2026 | at Auburn    | L   | 67-71  | 9121  |
| 01/20/2026 | Oklahoma     | W   | 85-76  | 10861 |
| 01/24/2026 | at Texas A&M | L   | 69-92  | 10357 |
| 01/28/2026 | Florida      | L   | 48-95  | 12686 |
| 01/31/2026 | LSU          | Lot | 87-92  | 10738 |
| 02/03/2026 | at Texas     | L   | 75-84  | 10286 |





## Team Statistics

|                        | SC              | OPP             |
|------------------------|-----------------|-----------------|
| <b>Scoring</b>         | <b>1777</b>     | <b>1731</b>     |
| Points per game        | 77.3            | 75.3            |
| Scoring margin         | +2.0            | -               |
| <b>Field goals-att</b> | <b>601-1342</b> | <b>624-1389</b> |
| Field goal pct         | .448            | .449            |
| <b>3 point fg-att</b>  | <b>187-593</b>  | <b>148-475</b>  |
| 3-point FG pct         | .315            | .312            |
| 3-pt FG made per game  | 8.1             | 6.4             |
| <b>Free throws-att</b> | <b>388-494</b>  | <b>335-466</b>  |
| Free throw pct         | .785            | .719            |
| F-Throws made per game | 16.9            | 14.6            |
| <b>Rebounds</b>        | <b>769</b>      | <b>810</b>      |
| Rebounds per game      | 33.4            | 35.2            |
| Rebounding margin      | -1.8            | -               |
| <b>Assists</b>         | <b>319</b>      | <b>345</b>      |
| Assists per game       | 13.9            | 15.0            |
| <b>Turnovers</b>       | <b>232</b>      | <b>231</b>      |
| Turnovers per game     | 10.1            | 10.0            |
| Turnover margin        | 0.0             | -               |
| Assist/turnover ratio  | 1.4             | 1.5             |
| <b>Steals</b>          | <b>129</b>      | <b>141</b>      |
| Steals per game        | 5.6             | 6.1             |
| <b>Blocks</b>          | <b>57</b>       | <b>86</b>       |
| Blocks per game        | 2.5             | 3.7             |
| <b>Winning streak</b>  | <b>0</b>        | <b>-</b>        |
| Home win streak        | 0               | -               |
| <b>Attendance</b>      | <b>162532</b>   | <b>64267</b>    |
| Home games-Avg/Game    | 15-10835        | 6-10711         |
| Neutral site-Avg/Game  | -               | 2-996           |

## Score by Periods

| Team           | 1st | 2nd | OT | TOT  |
|----------------|-----|-----|----|------|
| South Carolina | 829 | 913 | 35 | 1777 |
| Opponents      | 782 | 910 | 39 | 1731 |



# 2025-26 SOUTH CAROLINA BASKETBALL STATS



## 2025-26 South Carolina Men's Basketball Category Leaders All games

Page 1/3  
as of Feb 04, 2026

### Points

| ## | Player            | G  | Pts | Pts/G |
|----|-------------------|----|-----|-------|
| 5  | Johnson, Meechie  | 23 | 379 | 16.5  |
| 55 | Sharavjamts, Mike | 23 | 249 | 10.8  |
| 31 | Strong, Elijah    | 23 | 247 | 10.7  |
| 4  | Knox, Kobe        | 23 | 230 | 10.0  |
| 15 | Ellis, Eli        | 19 | 188 | 9.9   |
| 10 | Stute, Myles      | 20 | 141 | 7.1   |
| 13 | Polk, Grant       | 21 | 94  | 4.5   |
| 0  | Butler, Jordan    | 18 | 60  | 3.3   |
| 20 | Assemian, Hayden  | 22 | 57  | 2.6   |
| 6  | Walker, EJ        | 13 | 46  | 3.5   |
| 24 | Kapic, Nordin     | 14 | 46  | 3.3   |
| 2  | Essandoko, Christ | 16 | 37  | 2.3   |
| 14 | Sparkman, Eli     | 9  | 3   | 0.3   |

### Scoring Average

| ## | Player            | G  | Pts | Pts/G |
|----|-------------------|----|-----|-------|
| 5  | Johnson, Meechie  | 23 | 379 | 16.5  |
| 55 | Sharavjamts, Mike | 23 | 249 | 10.8  |
| 31 | Strong, Elijah    | 23 | 247 | 10.7  |
| 4  | Knox, Kobe        | 23 | 230 | 10.0  |
| 15 | Ellis, Eli        | 19 | 188 | 9.9   |
| 10 | Stute, Myles      | 20 | 141 | 7.1   |
| 13 | Polk, Grant       | 21 | 94  | 4.5   |
| 6  | Walker, EJ        | 13 | 46  | 3.5   |
| 0  | Butler, Jordan    | 18 | 60  | 3.3   |
| 24 | Kapic, Nordin     | 14 | 46  | 3.3   |
| 20 | Assemian, Hayden  | 22 | 57  | 2.6   |
| 2  | Essandoko, Christ | 16 | 37  | 2.3   |
| 14 | Sparkman, Eli     | 9  | 3   | 0.3   |

### Field Goal Percentage

| ## | Player            | FG  | Att | Pct  |
|----|-------------------|-----|-----|------|
| 20 | Assemian, Hayden  | 25  | 36  | .694 |
| 6  | Walker, EJ        | 18  | 30  | .600 |
| 0  | Butler, Jordan    | 18  | 35  | .514 |
| 55 | Sharavjamts, Mike | 86  | 174 | .494 |
| 4  | Knox, Kobe        | 73  | 152 | .480 |
| 24 | Kapic, Nordin     | 17  | 37  | .459 |
| 31 | Strong, Elijah    | 94  | 205 | .459 |
| 5  | Johnson, Meechie  | 113 | 262 | .431 |
| 15 | Ellis, Eli        | 62  | 154 | .403 |
| 13 | Polk, Grant       | 34  | 87  | .391 |
| 10 | Stute, Myles      | 48  | 126 | .381 |
| 2  | Essandoko, Christ | 12  | 38  | .316 |
| 14 | Sparkman, Eli     | 1   | 6   | .167 |

### Field Goal Attempts

| ## | Player            | G  | Att | Att/G |
|----|-------------------|----|-----|-------|
| 5  | Johnson, Meechie  | 23 | 262 | 11.4  |
| 31 | Strong, Elijah    | 23 | 205 | 8.9   |
| 55 | Sharavjamts, Mike | 23 | 174 | 7.6   |
| 15 | Ellis, Eli        | 19 | 154 | 8.1   |
| 4  | Knox, Kobe        | 23 | 152 | 6.6   |

### Field Goals Made

| ## | Player            | G  | Made | Made/G |
|----|-------------------|----|------|--------|
| 5  | Johnson, Meechie  | 23 | 113  | 4.9    |
| 31 | Strong, Elijah    | 23 | 94   | 4.1    |
| 55 | Sharavjamts, Mike | 23 | 86   | 3.7    |
| 4  | Knox, Kobe        | 23 | 73   | 3.2    |
| 15 | Ellis, Eli        | 19 | 62   | 3.3    |



## 3-Point FG Percentage

| ## | Player            | 3FG | Att | Pct  |
|----|-------------------|-----|-----|------|
| 2  | Essandoko, Christ | 6   | 14  | .429 |
| 24 | Kapic, Nordin     | 7   | 19  | .368 |
| 5  | Johnson, Meechie  | 41  | 121 | .339 |
| 13 | Polk, Grant       | 23  | 68  | .338 |
| 10 | Stute, Myles      | 31  | 93  | .333 |
| 6  | Walker, EJ        | 4   | 12  | .333 |
| 31 | Strong, Elijah    | 21  | 71  | .296 |
| 55 | Sharavjamts, Mike | 17  | 58  | .293 |
| 4  | Knox, Kobe        | 16  | 56  | .286 |
| 15 | Ellis, Eli        | 17  | 60  | .283 |
| 0  | Butler, Jordan    | 3   | 15  | .200 |
| 14 | Sparkman, Eli     | 1   | 6   | .167 |

## 3-Point FG Attempts

| ## | Player           | G  | Att | Att/G |
|----|------------------|----|-----|-------|
| 5  | Johnson, Meechie | 23 | 121 | 5.3   |
| 10 | Stute, Myles     | 20 | 93  | 4.7   |
| 31 | Strong, Elijah   | 23 | 71  | 3.1   |
| 13 | Polk, Grant      | 21 | 68  | 3.2   |
| 15 | Ellis, Eli       | 19 | 60  | 3.2   |

## 3-Point FG Made

| ## | Player            | G  | Made | Made/G |
|----|-------------------|----|------|--------|
| 5  | Johnson, Meechie  | 23 | 41   | 1.8    |
| 10 | Stute, Myles      | 20 | 31   | 1.6    |
| 13 | Polk, Grant       | 21 | 23   | 1.1    |
| 31 | Strong, Elijah    | 23 | 21   | 0.9    |
| 55 | Sharavjamts, Mike | 23 | 17   | 0.7    |

## Free Throw Percentage

| ## | Player             | Made | Att | Pct  |
|----|--------------------|------|-----|------|
| 55 | Sharavjamts, Mike  | 60   | 67  | .896 |
| 15 | Ellis, Eli         | 47   | 54  | .870 |
| 5  | Johnson, Meechie   | 112  | 139 | .806 |
| 4  | Knox, Kobe         | 68   | 85  | .800 |
| 0  | Butler, Jordan     | 21   | 27  | .778 |
| 31 | Strong, Elijah     | 38   | 50  | .760 |
| 13 | Polk, Grant        | 3    | 4   | .750 |
| 10 | Stute, Myles       | 14   | 23  | .609 |
| 20 | Assemanian, Hayden | 7    | 12  | .583 |
| 24 | Kapic, Nordin      | 5    | 9   | .556 |
| 6  | Walker, EJ         | 6    | 11  | .545 |
| 2  | Essandoko, Christ  | 7    | 13  | .538 |

## Free Throw Attempts

| ## | Player            | G  | Att | Att/G |
|----|-------------------|----|-----|-------|
| 5  | Johnson, Meechie  | 23 | 139 | 6.0   |
| 4  | Knox, Kobe        | 23 | 85  | 3.7   |
| 55 | Sharavjamts, Mike | 23 | 67  | 2.9   |
| 15 | Ellis, Eli        | 19 | 54  | 2.8   |
| 31 | Strong, Elijah    | 23 | 50  | 2.2   |

## Free Throws Made

| ## | Player            | G  | Made | Made/G |
|----|-------------------|----|------|--------|
| 5  | Johnson, Meechie  | 23 | 112  | 4.9    |
| 4  | Knox, Kobe        | 23 | 68   | 3.0    |
| 55 | Sharavjamts, Mike | 23 | 60   | 2.6    |
| 15 | Ellis, Eli        | 19 | 47   | 2.5    |
| 31 | Strong, Elijah    | 23 | 38   | 1.7    |

## Rebounds

| ## | Player            | G  | Reb | Reb/G |
|----|-------------------|----|-----|-------|
| 55 | Sharavjamts, Mike | 23 | 124 | 5.4   |
| 10 | Stute, Myles      | 20 | 85  | 4.3   |
| 4  | Knox, Kobe        | 23 | 84  | 3.7   |
| 5  | Johnson, Meechie  | 23 | 74  | 3.2   |
| 31 | Strong, Elijah    | 23 | 60  | 2.6   |

## Assists

| ## | Player            | G  | Ast | Ast/G |
|----|-------------------|----|-----|-------|
| 5  | Johnson, Meechie  | 23 | 99  | 4.3   |
| 55 | Sharavjamts, Mike | 23 | 59  | 2.6   |
| 4  | Knox, Kobe        | 23 | 50  | 2.2   |
| 15 | Ellis, Eli        | 19 | 39  | 2.1   |
| 31 | Strong, Elijah    | 23 | 26  | 1.1   |

## Rebounds Average

| ## | Player            | G  | Reb | Reb/G |
|----|-------------------|----|-----|-------|
| 55 | Sharavjamts, Mike | 23 | 124 | 5.4   |
| 10 | Stute, Myles      | 20 | 85  | 4.3   |
| 4  | Knox, Kobe        | 23 | 84  | 3.7   |
| 5  | Johnson, Meechie  | 23 | 74  | 3.2   |
| 15 | Ellis, Eli        | 19 | 54  | 2.8   |

## Steals

| ## | Player            | G  | Stl | Stl/G |
|----|-------------------|----|-----|-------|
| 5  | Johnson, Meechie  | 23 | 30  | 1.3   |
| 4  | Knox, Kobe        | 23 | 20  | 0.9   |
| 55 | Sharavjamts, Mike | 23 | 18  | 0.8   |
| 15 | Ellis, Eli        | 19 | 16  | 0.8   |
| 10 | Stute, Myles      | 20 | 13  | 0.7   |





## Offensive Rebounds

| ## | Player            | G  | OReb | OReb/G |
|----|-------------------|----|------|--------|
| 55 | Sharavjamts, Mike | 23 | 27   | 1.2    |
| 4  | Knox, Kobe        | 23 | 26   | 1.1    |
| 20 | Assemian, Hayden  | 22 | 21   | 1.0    |
| 10 | Stute, Myles      | 20 | 19   | 1.0    |
| 0  | Butler, Jordan    | 18 | 16   | 0.9    |

## Blocked Shots

| ## | Player            | G  | Blk | Blk/G |
|----|-------------------|----|-----|-------|
| 55 | Sharavjamts, Mike | 23 | 24  | 1.0   |
| 20 | Assemian, Hayden  | 22 | 10  | 0.5   |
| 4  | Knox, Kobe        | 23 | 5   | 0.2   |
| 31 | Strong, Elijah    | 23 | 4   | 0.2   |
| 5  | Johnson, Meechie  | 23 | 3   | 0.1   |

## Defensive Rebounds

| ## | Player            | G  | DReb | DReb/G |
|----|-------------------|----|------|--------|
| 55 | Sharavjamts, Mike | 23 | 97   | 4.2    |
| 5  | Johnson, Meechie  | 23 | 70   | 3.0    |
| 10 | Stute, Myles      | 20 | 66   | 3.3    |
| 4  | Knox, Kobe        | 23 | 58   | 2.5    |
| 31 | Strong, Elijah    | 23 | 46   | 2.0    |

## Minutes

| ## | Player            | G  | Min | Min/G |
|----|-------------------|----|-----|-------|
| 5  | Johnson, Meechie  | 23 | 716 | 31:07 |
| 55 | Sharavjamts, Mike | 23 | 690 | 29:59 |
| 4  | Knox, Kobe        | 23 | 675 | 29:20 |
| 15 | Ellis, Eli        | 19 | 519 | 27:18 |
| 10 | Stute, Myles      | 20 | 512 | 25:36 |

## Fouls

| ## | Player            | G  | PF | PF/G |
|----|-------------------|----|----|------|
| 4  | Knox, Kobe        | 23 | 51 | 2.2  |
| 31 | Strong, Elijah    | 23 | 50 | 2.2  |
| 5  | Johnson, Meechie  | 23 | 49 | 2.1  |
| 55 | Sharavjamts, Mike | 23 | 47 | 2.0  |
| 10 | Stute, Myles      | 20 | 40 | 2.0  |

## Turnovers

| ## | Player            | G  | TO | TO/G |
|----|-------------------|----|----|------|
| 5  | Johnson, Meechie  | 23 | 48 | 2.1  |
| 55 | Sharavjamts, Mike | 23 | 35 | 1.5  |
| 4  | Knox, Kobe        | 23 | 31 | 1.3  |
| 10 | Stute, Myles      | 20 | 25 | 1.3  |
| 31 | Strong, Elijah    | 23 | 21 | 0.9  |

## Foul Outs

| ## | Player         | G  | FO |
|----|----------------|----|----|
| 31 | Strong, Elijah | 23 | 2  |
| 4  | Knox, Kobe     | 23 | 1  |
| 0  | Butler, Jordan | 18 | 1  |



2025-26 South Carolina Men's Basketball  
Player Highs Analysis  
All games

Page 1/4  
as of Feb 04, 2026

## South Carolina - Individual Game Highs

|                                    |       |         |   |
|------------------------------------|-------|---------|---|
| POINTS                             | 35    |         | Meechie Johnson at Texas (02/03/2026)               |
|                                    | 33    |         | Meechie Johnson vs Southern Miss. (11/09/2025)      |
|                                    | 30    |         | Elijah Strong at LSU (01/06/2026)                   |
|                                    | 29    |         | Meechie Johnson at Arkansas (01/14/2026)            |
|                                    | 26    |         | Meechie Johnson at Texas A&M (01/24/2026)           |
| FIELD GOALS MADE                   | 12    |         | Meechie Johnson at Texas (02/03/2026)               |
|                                    | 10    |         | Elijah Strong at LSU (01/06/2026)                   |
| FIELD GOAL ATTEMPTS                | 21    |         | Meechie Johnson at Texas (02/03/2026)               |
|                                    | 19    |         | Meechie Johnson vs Butler (N) (11/21/2025)          |
|                                    | 19    |         | Meechie Johnson vs Southern Miss. (11/09/2025)      |
| FIELD GOAL PERCENTAGE (min 5 made) | 1.000 | (5-5)   | Hayden Assemanian vs UAlbany (12/30/2025)           |
|                                    | 1.000 | (5-5)   | Meechie Johnson vs Stetson (12/06/2025)             |
| 3 PT FG MADE                       | 7     |         | Meechie Johnson vs Southern Miss. (11/09/2025)      |
|                                    | 4     |         | Elijah Strong at LSU (01/06/2026)                   |
|                                    | 4     |         | Grant Polk vs Stetson (12/06/2025)                  |
|                                    | 4     |         | Grant Polk vs Presbyterian (11/12/2025)             |
| 3 PT FG ATTEMPTS                   | 14    |         | Meechie Johnson vs Southern Miss. (11/09/2025)      |
|                                    | 11    |         | Meechie Johnson vs Northwestern (N) (11/23/2025)    |
| 3 PT FG PERCENTAGE (min 2 made)    | 1.000 | (4-4)   | Elijah Strong at LSU (01/06/2026)                   |
|                                    | 1.000 | (4-4)   | Grant Polk vs Presbyterian (11/12/2025)             |
|                                    | 1.000 | (2-2)   | Kobe Knox at Texas A&M (01/24/2026)                 |
|                                    | 1.000 | (2-2)   | EJ Walker at Auburn (01/17/2026)                    |
|                                    | 1.000 | (2-2)   | Jordan Butler vs UAlbany (12/30/2025)               |
|                                    | 1.000 | (2-2)   | Meechie Johnson vs Stetson (12/06/2025)             |
|                                    | 1.000 | (2-2)   | Christ Essandoko vs Virginia Tech (12/02/2025)      |
| FREE THROWS MADE                   | 13    |         | Meechie Johnson vs Oklahoma (01/20/2026)            |
|                                    | 10    |         | Meechie Johnson at Texas (02/03/2026)               |
|                                    | 10    |         | Meechie Johnson at Texas A&M (01/24/2026)           |
| FREE THROW ATTEMPTS                | 15    |         | Meechie Johnson vs Oklahoma (01/20/2026)            |
|                                    | 14    |         | Meechie Johnson at Texas (02/03/2026)               |
| FREE THROW PERCENTAGE (min 3 made) | 1.000 | (10-10) | Meechie Johnson at Texas A&M (01/24/2026)           |
|                                    | 1.000 | (6-6)   | Kobe Knox at Texas (02/03/2026)                     |
|                                    | 1.000 | (6-6)   | Eli Ellis vs Florida (01/28/2026)                   |
|                                    | 1.000 | (6-6)   | Elijah Strong at LSU (01/06/2026)                   |
|                                    | 1.000 | (6-6)   | Kobe Knox vs The Citadel (12/13/2025)               |
|                                    | 1.000 | (6-6)   | Kobe Knox vs Radford (11/18/2025)                   |
|                                    | 1.000 | (5-5)   | Mike Sharavjamts vs South Carolina St. (12/22/2025) |
|                                    | 1.000 | (5-5)   | Meechie Johnson vs Stetson (12/06/2025)             |
|                                    | 1.000 | (5-5)   | Jordan Butler vs Presbyterian (11/12/2025)          |
|                                    | 1.000 | (4-4)   | Meechie Johnson vs Florida (01/28/2026)             |
|                                    | 1.000 | (4-4)   | Mike Sharavjamts vs Oklahoma (01/20/2026)           |
|                                    | 1.000 | (4-4)   | Mike Sharavjamts vs UAlbany (12/30/2025)            |
|                                    | 1.000 | (4-4)   | Meechie Johnson vs South Carolina St. (12/22/2025)  |
|                                    | 1.000 | (4-4)   | Myles Stute vs South Carolina St. (12/22/2025)      |
|                                    | 1.000 | (4-4)   | Meechie Johnson at Clemson (12/16/2025)             |
|                                    | 1.000 | (4-4)   | Meechie Johnson vs The Citadel (12/13/2025)         |
|                                    | 1.000 | (4-4)   | Jordan Butler vs Virginia Tech (12/02/2025)         |
|                                    | 1.000 | (4-4)   | Mike Sharavjamts vs Charleston So. (11/28/2025)     |
|                                    | 1.000 | (4-4)   | Meechie Johnson vs Charleston So. (11/28/2025)      |
|                                    | 1.000 | (4-4)   | Eli Ellis vs Radford (11/18/2025)                   |
| REBOUNDS                           | 10    |         | Kobe Knox vs Georgia (01/10/2026)                   |
|                                    | 10    |         | Mike Sharavjamts vs Radford (11/18/2025)            |
| ASSISTS                            | 7     |         | Mike Sharavjamts vs UAlbany (12/30/2025)            |
|                                    | 7     |         | Mike Sharavjamts vs Charleston So. (11/28/2025)     |



2025-26 South Carolina Men's Basketball  
Player Highs Analysis  
All games

Page 2/4  
as of Feb 04, 2026

## South Carolina - Individual Game Highs

|                      |   |  |
|----------------------|---|--|
| <b>STEALS</b>        | 3 | Elijah Strong vs LSU (01/31/2026)                  |
|                      | 3 | Meechie Johnson at Auburn (01/17/2026)             |
|                      | 3 | Meechie Johnson at LSU (01/06/2026)                |
|                      | 3 | Meechie Johnson vs South Carolina St. (12/22/2025) |
|                      | 3 | Meechie Johnson at Clemson (12/16/2025)            |
|                      | 3 | Eli Ellis vs Butler (N) (11/21/2025)               |
| <b>BLOCKED SHOTS</b> | 3 | Mike Sharavjamts at Texas A&M (01/24/2026)         |
|                      | 2 | Mike Sharavjamts at Texas (02/03/2026)             |
|                      | 2 | Mike Sharavjamts at Auburn (01/17/2026)            |
|                      | 2 | Mike Sharavjamts at Arkansas (01/14/2026)          |
|                      | 2 | Meechie Johnson vs Georgia (01/10/2026)            |
|                      | 2 | Mike Sharavjamts at LSU (01/06/2026)               |
|                      | 2 | Hayden Assemian vs UAlbany (12/30/2025)            |
|                      | 2 | Mike Sharavjamts vs The Citadel (12/13/2025)       |
|                      | 2 | Mike Sharavjamts vs Charleston So. (11/28/2025)    |
| <b>TURNOVERS</b>     | 5 | Kobe Knox vs Stetson (12/06/2025)                  |
|                      | 5 | Meechie Johnson vs Southern Miss. (11/09/2025)     |
| <b>FOULS</b>         | 5 | Elijah Strong at LSU (01/06/2026)                  |
|                      | 5 | Kobe Knox vs Vanderbilt (01/03/2026)               |
|                      | 5 | Elijah Strong at Clemson (12/16/2025)              |
|                      | 5 | Jordan Butler vs Presbyterian (11/12/2025)         |





2025-26 South Carolina Men's Basketball  
Player Highs Analysis  
All games

Page 3/4  
as of Feb 04, 2026

## Opponent - Individual Game Highs

|                                    |       |         |   |
|------------------------------------|-------|---------|---|
| POINTS                             | 25    |         | Nick Martinelli vs Northwestern (N) (11/23/2025)  |
|                                    | 25    |         | Isaac Taveras vs Southern Miss. (11/09/2025)      |
|                                    | 23    |         | Filip Jovic at Auburn (01/17/2026)                |
|                                    | 23    |         | Jayden Johnson vs South Carolina St. (12/22/2025) |
|                                    | 23    |         | Brycen Blaine vs Charleston So. (11/28/2025)      |
| FIELD GOALS MADE                   | 10    |         | Jayden Johnson vs South Carolina St. (12/22/2025) |
|                                    | 10    |         | Amani Hansberry vs Virginia Tech (12/02/2025)     |
|                                    | 10    |         | Isaac Taveras vs Southern Miss. (11/09/2025)      |
| FIELD GOAL ATTEMPTS                | 21    |         | Brycen Blaine vs Charleston So. (11/28/2025)      |
|                                    | 19    |         | Jonah Pierce vs Presbyterian (11/12/2025)         |
| FIELD GOAL PERCENTAGE (min 5 made) | 1.000 | (8-8)   | Somto Cyril vs Georgia (01/10/2026)               |
|                                    | 1.000 | (7-7)   | Rueben Chinyelu vs Florida (01/28/2026)           |
|                                    | 1.000 | (6-6)   | Okechukwu Okeke vs UAlbany (12/30/2025)           |
|                                    | 1.000 | (5-5)   | Jamie Kaiser, Jr. vs Butler (N) (11/21/2025)      |
| 3 PT FG MADE                       | 7     |         | Zach Clemence at Texas A&M (01/24/2026)           |
|                                    | 5     |         | Meleek Thomas at Arkansas (01/14/2026)            |
|                                    | 5     |         | Noah Treadwell vs South Carolina St. (12/22/2025) |
| 3 PT FG ATTEMPTS                   | 10    |         | Ruben Dominguez at Texas A&M (01/24/2026)         |
|                                    | 9     |         | Kanon Catchings vs Georgia (01/10/2026)           |
|                                    | 9     |         | Brycen Blaine vs Charleston So. (11/28/2025)      |
| 3 PT FG PERCENTAGE (min 2 made)    | 1.000 | (5-5)   | Meleek Thomas at Arkansas (01/14/2026)            |
|                                    | 1.000 | (2-2)   | Mazi Mosley at LSU (01/06/2026)                   |
|                                    | 1.000 | (2-2)   | Lukas Walls vs Radford (11/18/2025)               |
| FREE THROWS MADE                   | 10    |         | Tyler Tanner vs Vanderbilt (01/03/2026)           |
|                                    | 9     |         | Dailyn Swain at Texas (02/03/2026)                |
| FREE THROW ATTEMPTS                | 13    |         | Carter Welling at Clemson (12/16/2025)            |
|                                    | 10    |         | Tyler Tanner vs Vanderbilt (01/03/2026)           |
| FREE THROW PERCENTAGE (min 3 made) | 1.000 | (10-10) | Tyler Tanner vs Vanderbilt (01/03/2026)           |
|                                    | 1.000 | (9-9)   | Dailyn Swain at Texas (02/03/2026)                |
|                                    | 1.000 | (6-6)   | Lewis Walker vs N.C. A&T (11/04/2025)             |
|                                    | 1.000 | (4-4)   | Xzayvier Brown vs Oklahoma (01/20/2026)           |
|                                    | 1.000 | (4-4)   | Keyshawn Hall at Auburn (01/17/2026)              |
|                                    | 1.000 | (4-4)   | Jordan Ross vs Georgia (01/10/2026)               |
|                                    | 1.000 | (4-4)   | Marquel Sutton at LSU (01/06/2026)                |
|                                    | 1.000 | (4-4)   | Ace Buckner at Clemson (12/16/2025)               |
|                                    | 1.000 | (4-4)   | Ben Hammond vs Virginia Tech (12/02/2025)         |
|                                    | 1.000 | (4-4)   | Yame Butler vs Butler (N) (11/21/2025)            |
|                                    | 1.000 | (4-4)   | Jaylon Johnson vs Radford (11/18/2025)            |
|                                    | 1.000 | (4-4)   | KJ Debrick vs N.C. A&T (11/04/2025)               |
|                                    | 1.000 | (3-3)   | Michael Nwoko vs LSU (01/31/2026)                 |
|                                    | 1.000 | (3-3)   | Marcus Hill at Texas A&M (01/24/2026)             |
|                                    | 1.000 | (3-3)   | Nijel Pack vs Oklahoma (01/20/2026)               |
|                                    | 1.000 | (3-3)   | KeShawn Murphy at Auburn (01/17/2026)             |
|                                    | 1.000 | (3-3)   | Darius Acuff Jr. at Arkansas (01/14/2026)         |
|                                    | 1.000 | (3-3)   | Robert Miller III at LSU (01/06/2026)             |
|                                    | 1.000 | (3-3)   | Eze Wali vs The Citadel (12/13/2025)              |
| REBOUNDS                           | 14    |         | Amani Hansberry vs Virginia Tech (12/02/2025)     |
|                                    | 14    |         | Michael Ajayi vs Butler (N) (11/21/2025)          |
| ASSISTS                            | 14    |         | Tyler Tanner vs Vanderbilt (01/03/2026)           |
|                                    | 13    |         | Darius Acuff Jr. at Arkansas (01/14/2026)         |
| STEALS                             | 4     |         | Jadon Jones vs Oklahoma (01/20/2026)              |
|                                    | 4     |         | Meleek Thomas at Arkansas (01/14/2026)            |



2025-26 South Carolina Men's Basketball  
Player Highs Analysis  
All games

Page 4/4  
as of Feb 04, 2026

**Opponent - Individual Game Highs**

|                      |   |   |
|----------------------|---|---|
| <b>BLOCKED SHOTS</b> | 3 | Zach Clemence at Texas A&M (01/24/2026)         |
|                      | 3 | Jadon Jones vs Oklahoma (01/20/2026)            |
|                      | 3 | Xzayvier Brown vs Oklahoma (01/20/2026)         |
|                      | 3 | Somto Cyril vs Georgia (01/10/2026)             |
|                      | 3 | Sola Adebisi vs The Citadel (12/13/2025)        |
|                      | 3 | Reis Jones vs Charleston So. (11/28/2025)       |
| <b>TURNOVERS</b>     | 5 | Nick Davidson at Clemson (12/16/2025)           |
|                      | 5 | Jayden Reid vs Northwestern (N) (11/23/2025)    |
|                      | 5 | Trent Middleton Jr. vs N.C. A&T (11/04/2025)    |
| <b>FOULS</b>         | 6 | James Morrow vs South Carolina St. (12/22/2025) |
|                      | 5 | Matas Vokietaitis at Texas (02/03/2026)         |
|                      | 5 | Tyler Johnson vs Virginia Tech (12/02/2025)     |
|                      | 5 | Neoklis Avdalas vs Virginia Tech (12/02/2025)   |
|                      | 5 | Reis Jones vs Charleston So. (11/28/2025)       |



2025-26 South Carolina Men's Basketball  
Team High/Low Analysis  
All games

Page 1/4  
as of Feb 04, 2026

## South Carolina - Game Highs

|                       |       |         |                                  |
|-----------------------|-------|---------|----------------------------------|
| POINTS                | 96    |         | UAlbany (12/30/2025)             |
|                       | 95    |         | South Carolina St. (12/22/2025)  |
|                       | 91    |         | N.C. A&T (11/04/2025)            |
|                       | 87    |         | LSU (01/31/2026)                 |
|                       | 87    |         | Radford (11/18/2025)             |
| FIELD GOALS MADE      | 34    |         | Radford (11/18/2025)             |
|                       | 33    |         | UAlbany (12/30/2025)             |
| FIELD GOAL ATTEMPTS   | 69    |         | LSU (01/31/2026)                 |
|                       | 64    |         | Southern Miss. (11/09/2025)      |
| FIELD GOAL PERCENTAGE | .600  | (33-55) | UAlbany (12/30/2025)             |
|                       | .592  | (29-49) | South Carolina St. (12/22/2025)  |
| 3 PT FG MADE          | 16    |         | Southern Miss. (11/09/2025)      |
|                       | 14    |         | UAlbany (12/30/2025)             |
|                       | 14    |         | N.C. A&T (11/04/2025)            |
| 3 PT FG ATTEMPTS      | 43    |         | Southern Miss. (11/09/2025)      |
|                       | 34    |         | vs Northwestern (N) (11/23/2025) |
| 3 PT FG PERCENTAGE    | .571  | (12-21) | at LSU (01/06/2026)              |
|                       | .467  | (14-30) | UAlbany (12/30/2025)             |
| FREE THROWS MADE      | 31    |         | South Carolina St. (12/22/2025)  |
|                       | 25    |         | Presbyterian (11/12/2025)        |
| FREE THROW ATTEMPTS   | 36    |         | South Carolina St. (12/22/2025)  |
|                       | 32    |         | Presbyterian (11/12/2025)        |
| FREE THROW PERCENTAGE | 1.000 | (12-12) | at Texas A&M (01/24/2026)        |
|                       | .941  | (16-17) | UAlbany (12/30/2025)             |
| REBOUNDS              | 41    |         | Stetson (12/06/2025)             |
|                       | 40    |         | The Citadel (12/13/2025)         |
|                       | 40    |         | Radford (11/18/2025)             |
|                       | 40    |         | N.C. A&T (11/04/2025)            |
| ASSISTS               | 24    |         | N.C. A&T (11/04/2025)            |
|                       | 23    |         | Radford (11/18/2025)             |
| STEALS                | 9     |         | LSU (01/31/2026)                 |
|                       | 8     |         | at LSU (01/06/2026)              |
|                       | 8     |         | UAlbany (12/30/2025)             |
|                       | 8     |         | vs Butler (N) (11/21/2025)       |
| BLOCKED SHOTS         | 5     |         | at Texas A&M (01/24/2026)        |
|                       | 5     |         | The Citadel (12/13/2025)         |
| TURNOVERS             | 16    |         | at Arkansas (01/14/2026)         |
|                       | 15    |         | at Auburn (01/17/2026)           |
|                       | 15    |         | South Carolina St. (12/22/2025)  |
|                       | 15    |         | Southern Miss. (11/09/2025)      |
| FOULS                 | 26    |         | at Clemson (12/16/2025)          |
|                       | 25    |         | vs Butler (N) (11/21/2025)       |





2025-26 South Carolina Men's Basketball  
Team High/Low Analysis  
All games

Page 2/4  
as of Feb 04, 2026

## Opponent - Game Highs

|                       |      |         |                                  |
|-----------------------|------|---------|----------------------------------|
| POINTS                | 108  |         | at Arkansas (01/14/2026)         |
|                       | 95   |         | Florida (01/28/2026)             |
|                       | 92   |         | LSU (01/31/2026)                 |
|                       | 92   |         | at Texas A&M (01/24/2026)        |
|                       | 86   |         | Virginia Tech (12/02/2025)       |
| FIELD GOALS MADE      | 43   |         | at Arkansas (01/14/2026)         |
|                       | 38   |         | Florida (01/28/2026)             |
| FIELD GOAL ATTEMPTS   | 73   |         | at Arkansas (01/14/2026)         |
|                       | 70   |         | Charleston So. (11/28/2025)      |
| FIELD GOAL PERCENTAGE | .623 | (38-61) | Florida (01/28/2026)             |
|                       | .589 | (43-73) | at Arkansas (01/14/2026)         |
| 3 PT FG MADE          | 17   |         | at Texas A&M (01/24/2026)        |
|                       | 10   |         | Vanderbilt (01/03/2026)          |
| 3 PT FG ATTEMPTS      | 39   |         | at Texas A&M (01/24/2026)        |
|                       | 31   |         | Charleston So. (11/28/2025)      |
| 3 PT FG PERCENTAGE    | .500 | (7-14)  | vs Northwestern (N) (11/23/2025) |
|                       | .474 | (9-19)  | South Carolina St. (12/22/2025)  |
| FREE THROWS MADE      | 29   |         | at Texas (02/03/2026)            |
|                       | 23   |         | at Auburn (01/17/2026)           |
| FREE THROW ATTEMPTS   | 36   |         | at Texas (02/03/2026)            |
|                       | 34   |         | vs Butler (N) (11/21/2025)       |
| FREE THROW PERCENTAGE | .900 | (9-10)  | at Texas A&M (01/24/2026)        |
|                       | .875 | (7-8)   | UAlbany (12/30/2025)             |
| REBOUNDS              | 48   |         | vs Butler (N) (11/21/2025)       |
|                       | 45   |         | Florida (01/28/2026)             |
| ASSISTS               | 28   |         | Florida (01/28/2026)             |
|                       | 27   |         | at Arkansas (01/14/2026)         |
| STEALS                | 12   |         | at Arkansas (01/14/2026)         |
|                       | 10   |         | at Auburn (01/17/2026)           |
| BLOCKED SHOTS         | 9    |         | Oklahoma (01/20/2026)            |
|                       | 8    |         | Florida (01/28/2026)             |
|                       | 8    |         | at Auburn (01/17/2026)           |
|                       | 8    |         | at Arkansas (01/14/2026)         |
| TURNOVERS             | 15   |         | UAlbany (12/30/2025)             |
|                       | 14   |         | at LSU (01/06/2026)              |
|                       | 14   |         | Radford (11/18/2025)             |
| FOULS                 | 25   |         | South Carolina St. (12/22/2025)  |
|                       | 24   |         | Virginia Tech (12/02/2025)       |



2025-26 South Carolina Men's Basketball  
Team High/Low Analysis  
All games

Page 3/4  
as of Feb 04, 2026

## South Carolina - Game Lows

|                       |      |         |                                  |
|-----------------------|------|---------|----------------------------------|
| POINTS                | 48   |         | Florida (01/28/2026)             |
|                       | 61   |         | at Clemson (12/16/2025)          |
|                       | 67   |         | at Auburn (01/17/2026)           |
|                       | 69   |         | at Texas A&M (01/24/2026)        |
|                       | 70   |         | Georgia (01/10/2026)             |
| FIELD GOALS MADE      | 15   |         | Florida (01/28/2026)             |
|                       | 19   |         | at Clemson (12/16/2025)          |
| FIELD GOAL ATTEMPTS   | 49   |         | South Carolina St. (12/22/2025)  |
|                       | 51   |         | at Clemson (12/16/2025)          |
| FIELD GOAL PERCENTAGE | .259 | (15-58) | Florida (01/28/2026)             |
|                       | .373 | (19-51) | at Clemson (12/16/2025)          |
| 3 PT FG MADE          | 2    |         | at Texas (02/03/2026)            |
|                       | 3    |         | Florida (01/28/2026)             |
|                       | 3    |         | The Citadel (12/13/2025)         |
| 3 PT FG ATTEMPTS      | 11   |         | at Texas (02/03/2026)            |
|                       | 20   |         | Florida (01/28/2026)             |
|                       | 20   |         | Oklahoma (01/20/2026)            |
| 3 PT FG PERCENTAGE    | .130 | (3-23)  | The Citadel (12/13/2025)         |
|                       | .150 | (3-20)  | Florida (01/28/2026)             |
| FREE THROWS MADE      | 10   |         | Stetson (12/06/2025)             |
|                       | 11   |         | at Arkansas (01/14/2026)         |
|                       | 11   |         | vs Northwestern (N) (11/23/2025) |
| FREE THROW ATTEMPTS   | 12   |         | at Texas A&M (01/24/2026)        |
|                       | 12   |         | Stetson (12/06/2025)             |
| FREE THROW PERCENTAGE | .650 | (13-20) | at Auburn (01/17/2026)           |
|                       | .682 | (15-22) | vs Butler (N) (11/21/2025)       |
| REBOUNDS              | 24   |         | Florida (01/28/2026)             |
|                       | 25   |         | at Texas (02/03/2026)            |
|                       | 25   |         | Vanderbilt (01/03/2026)          |
| ASSISTS               | 4    |         | Florida (01/28/2026)             |
|                       | 9    |         | at Texas (02/03/2026)            |
| STEALS                | 2    |         | Stetson (12/06/2025)             |
|                       | 2    |         | Presbyterian (11/12/2025)        |
| BLOCKED SHOTS         | 0    |         | Vanderbilt (01/03/2026)          |
|                       | 1    |         | LSU (01/31/2026)                 |
|                       | 1    |         | Florida (01/28/2026)             |
|                       | 1    |         | South Carolina St. (12/22/2025)  |
|                       | 1    |         | at Clemson (12/16/2025)          |
|                       | 1    |         | Stetson (12/06/2025)             |
|                       | 1    |         | vs Northwestern (N) (11/23/2025) |
|                       | 1    |         | vs Butler (N) (11/21/2025)       |
| TURNOVERS             | 4    |         | Vanderbilt (01/03/2026)          |
|                       | 5    |         | Charleston So. (11/28/2025)      |
| FOULS                 | 8    |         | UAlbany (12/30/2025)             |
|                       | 11   |         | at Texas A&M (01/24/2026)        |



2025-26 South Carolina Men's Basketball  
Team High/Low Analysis  
All games

Page 4/4  
as of Feb 04, 2026

## Opponent - Game Lows

|                       |      |         |                                  |
|-----------------------|------|---------|----------------------------------|
| POINTS                | 51   |         | Stetson (12/06/2025)             |
|                       | 55   |         | The Citadel (12/13/2025)         |
|                       | 58   |         | Radford (11/18/2025)             |
|                       | 61   |         | Presbyterian (11/12/2025)        |
|                       | 62   |         | Charleston So. (11/28/2025)      |
| FIELD GOALS MADE      | 17   |         | Radford (11/18/2025)             |
|                       | 18   |         | Stetson (12/06/2025)             |
| FIELD GOAL ATTEMPTS   | 47   |         | at Clemson (12/16/2025)          |
|                       | 53   |         | vs Northwestern (N) (11/23/2025) |
| FIELD GOAL PERCENTAGE | .309 | (17-55) | Radford (11/18/2025)             |
|                       | .321 | (18-56) | Stetson (12/06/2025)             |
| 3 PT FG MADE          | 0    |         | Presbyterian (11/12/2025)        |
|                       | 2    |         | at Auburn (01/17/2026)           |
|                       | 2    |         | The Citadel (12/13/2025)         |
| 3 PT FG ATTEMPTS      | 8    |         | Presbyterian (11/12/2025)        |
|                       | 11   |         | N.C. A&T (11/04/2025)            |
| 3 PT FG PERCENTAGE    | .000 | (0-8)   | Presbyterian (11/12/2025)        |
|                       | .105 | (2-19)  | at Auburn (01/17/2026)           |
|                       | .105 | (2-19)  | The Citadel (12/13/2025)         |
| FREE THROWS MADE      | 5    |         | Charleston So. (11/28/2025)      |
|                       | 7    |         | UAlbany (12/30/2025)             |
| FREE THROW ATTEMPTS   | 8    |         | UAlbany (12/30/2025)             |
|                       | 8    |         | Charleston So. (11/28/2025)      |
| FREE THROW PERCENTAGE | .550 | (11-20) | The Citadel (12/13/2025)         |
|                       | .550 | (11-20) | Presbyterian (11/12/2025)        |
| REBOUNDS              | 20   |         | Stetson (12/06/2025)             |
|                       | 22   |         | South Carolina St. (12/22/2025)  |
| ASSISTS               | 6    |         | Radford (11/18/2025)             |
|                       | 9    |         | The Citadel (12/13/2025)         |
|                       | 9    |         | vs Butler (N) (11/21/2025)       |
| STEALS                | 2    |         | Vanderbilt (01/03/2026)          |
|                       | 2    |         | Charleston So. (11/28/2025)      |
| BLOCKED SHOTS         | 0    |         | Radford (11/18/2025)             |
|                       | 1    |         | at Texas (02/03/2026)            |
|                       | 1    |         | South Carolina St. (12/22/2025)  |
|                       | 1    |         | at Clemson (12/16/2025)          |
|                       | 1    |         | Stetson (12/06/2025)             |
|                       | 1    |         | Presbyterian (11/12/2025)        |
| TURNOVERS             | 4    |         | at Arkansas (01/14/2026)         |
|                       | 7    |         | Vanderbilt (01/03/2026)          |
|                       | 7    |         | Stetson (12/06/2025)             |
| FOULS                 | 12   |         | at Arkansas (01/14/2026)         |
|                       | 12   |         | Stetson (12/06/2025)             |