

GAME 8 | OCT. 24, 2026 | 3:30 P.M. ET | COLUMBIA, S.C. | WILLIAMS-BRICE STADIUM (77,559)

TENNESSEE VOLUNTEERS

6-1 (3-1 SEC)

Head Coach: Josh Heupel
Record at UT: 51-21 (.708) // sixth season
Career Record: 79-29 (.731) // ninth season
Rankings: AP - 11 // Coaches - 11

AT

SOUTH CAROLINA GAMECOCKS

3-3 (1-3 SEC)

Head Coach: Shane Beamer
Record at SC: 36-33 (.522) // sixth season
Career Record: same
Rankings: AP - NR // Coaches - NR

STORYLINES

■**BACK ON THE ROAD:** No. 11/11 Tennessee closes its October slate on the road at South Carolina in a 3:30 p.m. ET Saturday kickoff on ESPN from Williams-Brice Stadium. The two teams are meeting for the first time since a 41-20 Vols win in Knoxville in 2023. UT has won four straight road games and three consecutive SEC road contests dating back to last season's Kentucky victory. The Vols are seeking a perfect October for the first time since 2022 and just the second time in the last 20 seasons. Tennessee is off to a 6-1 start or better under head coach **Josh Heupel** for the third time in five seasons. The contest will match the SEC's top two rushing attacks as the Gamecocks lead the league at 232.3 yards per game. Tennessee is second at 217.4. South Carolina is coming off an open week following a dominating 38-19 win at No. 16/15 Florida in the Swamp on Oct. 10. The Vols are tied for third in the SEC standings at 3-1 at the midway point. This is Tennessee's eighth consecutive week with a game. The Vols will be open on Halloween.

■**THIRD SATURDAY WIN:** Tennessee won its third consecutive home game against Alabama for the first time since 1996-98-2000 with a 26-10 triumph in Neyland Stadium last Saturday. The Vols, who never trailed, limited the No. 6 Tide to just 139 yards entering its final drive of the game with 3:12 left. They held Alabama to its fewest point total in the series since scoring six in 2005. The 16-point margin of victory for UT was its largest in the series since a 35-18 win in 1998. Tennessee forced four turnovers - two interceptions and two fumbles - while holding the Tide to 2-of-13 on third down. Alabama was 0 for its first seven on third down. Sr. RB **DeSean Bishop** went over 100 yards for the third straight game, finishing with 159 yards on 32 carries with a pair of second-half touchdowns. His 5-yard score with 3:17 left capped a memorable 15-play, 72-yard drive that lasted 9:32 to ice the game. So. QB **George MacIntyre**, making his first home start, was 21-of-31 for 197 yards. Sr. LB **Amare Campbell** led the Vols with eight tackles and two TFLs. At least seven players registered a TFL, including 2.5 from Sr. DE **Tyree Weathersby**. He had two sacks. Sr. LB **Jeremiah Telander** added two sacks and a huge forced fumble. Jr. S **Dejuan Lane** notched 1.5 TFLs, one fumble recovery and an interception. Sr. CB **Kayin Lee** picked off a pass in the final minute. The win was Tennessee's 900th on-field victory. The Tide was held scoreless in the second half. Jr. PK **Cooper Ranvier** was 4-of-4 on field goals.

■**HEUPEL ERA: Josh Heupel** is in his sixth season at the helm and is the longest tenured UT coach since Phillip Fulmer coached from the end of 1992 through 2008. This is Heupel's ninth season as an FBS head coach, and his 79 victories since the start of the 2018 season are fifth nationally among active FBS head coaches. With the win over Arkansas, Heupel surpassed College Football Hall of Famer Bowden Wyatt for fifth in UT all-time wins. Wyatt was 49-29-4. Heupel (71 games) became the fourth-quickest UT head coach to reach the 50-win milestone, trailing only Gen. Robert Neyland (55 games), Phillip Fulmer (60 games) and Bill Battle (67 games). The No. 6 Alabama win was Heupel's fourth over a Top 10 team and his 12th over a Top 25 team at UT, tying him for fourth in school history in ranked wins with Wyatt (12 from 1955-62).

■**PENN STATE CONNECTION:** Tennessee's defense is thriving with Penn State transfers helping lead the way under new coordinator **Jim Knowles**. Jr. DT **Xavier Gilliam** has been a monster, racking up 10.5 tackles for loss (3rd in SEC, 5th in FBS), five sacks (5th in SEC), two forced fumbles (1st in SEC) and six QB hurries (most among SEC interior defensive linemen). The 10.5 TFLs are the most by a Vol through the first seven games of a season since Derek Barnett had 11.5 through the first seven games of 2016. LB **Amare Campbell** leads the team with 46 tackles, including 6.5 TFLs (3rd on team). S **Dejuan Lane** has a team-high seven passes defended (4 PBU, 3 INT), and he's second in the SEC with three interceptions.

BY THE NUMBERS

30.0 sacks by Tennessee this season, which leads the SEC and the nation (17 total in four SEC games)

13 turnovers gained by UT this season (6 fumble, 7 INTs), which is 3rd in the SEC and tied for 10th in the FBS (10 total in 4 SEC games)

39 games producing 200 rushing yards in the **Josh Heupel** era and own a 37-2 record when doing so (won 31 in a row when doing so)

58.0 tackles for loss by Tennessee this season, which is 1st in the SEC and 3rd in the nation (34 total in four SEC games)

ON THE AIR

TV: ESPN

Play-by-Play: Wes Durham
Analyst: Dusty Dvoracek
Sideline Reporter: Taylor McGregor

RADIO: VOL NETWORK

Local: WIVK-FM 107.7 | WNML-FM 99.1
SiriusXM: Ch. 121 or 230
SiriusXM App: Ch. 954
Web: UTsports.com
App: Tennessee Athletics
Play-by-Play: Mike Keith
Analyst: Jayson Swain
Sideline Reporter: Brent Hubbs

RADIO: SPANISH BROADCAST

Local: WNML-AM 990
Play-by-Play: Carlos Lopez
Analyst: JP Vasquez

THE SCHEDULE

Home: 4-1 | **Away:** 2-0 | **Neutral:** 0-0

SEPTEMBER (3-1)			
5	Furman	SECN+	W, 56-9
12	at Georgia Tech	ESPN	W, 45-24
19	Kennesaw State	SECN	W, 42-9
26	#1/1 Texas*	ABC	L, 17-20
OCTOBER (3-0)			
3	Auburn*	ESPN	W, 24-14
10	at Arkansas*	SECN	W, 24-17
17	#6/7 Alabama*	ABC	W, 26-10
24	at South Carolina*	ESPN	3:30 p.m.
NOVEMBER			
7	#12/12 Kentucky* (HC)	TBD	Night
14	at Texas A&M*	TBD	Flex
21	#18/17 LSU*	TBD	Flex
28	at Vanderbilt*	TBD	Night

** - denotes SEC game*
Flex - 3:30-4:30 p.m. ET or 6-8 p.m. ET
Afternoon - 3:30-4:30 p.m. ET
Night - 6-8 p.m. ET

THE COACHING STAFF

Josh Heupel, Head Coach (6th)
Alec Abeln^, TE (6th, 4th as TE)
Evan Crabtree, ST (5th, 2nd as ST)
Glen Elarbee, OL (6th)
Rodney Garner, DL (8th, 6th on this staff)
Joey Halzle^, OC/QB (6th, 4th as OC)
William Inge, LB (3rd)
Andrew Jackson, LEOs (1st)
Derek Jones, CB (1st)
Jim Knowles^, DC (1st)
Anthony Poindexter, Co-DC/Secondary (1st)
Kelsey Pope, Pass Game/WR (6th, 5th as WR)
De'Rail Sims, RB (3rd)

( ) - denotes year at Tennessee
^ - denotes in press box

MEDIA INFORMATION

COACH HEUPEL MEDIA INTERVIEWS

- **MONDAY:** Coach Heupel's weekly press conference will be held in person every Monday of game week at 12:15 p.m. ET in the north studio of the Neyland-Thompson Sports Center. It will also be streamed live on UTsports.com and the UT Athletics YouTube page. There will be no Zoom option.
- **WEDNESDAY:** Coach Heupel takes part in the weekly SEC Teleconference each Wednesday at 11:50 a.m. ET. A confidential link to ask questions will be distributed via email.
- **POSTGAME:** For home games, Coach Heupel's postgame press conference will take place in person in the Stokely Family Media Center of Neyland Stadium. For road games, Coach Heupel's postgame press conference will be held in person in the visiting team's postgame room. On-demand video after the press conference will be distributed via Tennessee's media share folder.

ASSISTANT COACH MEDIA INTERVIEWS

- **TUESDAY:** One to two assistant coaches will be made available following practice on Tuesdays at approximately 11:20 a.m in the north studio of the Neyland-Thompson Sports Center. There will be no Zoom option available.

STUDENT-ATHLETE MEDIA INTERVIEWS

- **MONDAY/TUESDAY:** Select student-athletes will be available following Coach Heupel's weekly press conference on Mondays in the north studio of the Neyland-Thompson Sports Center at approximately 12:30 p.m. Players will also be available following the assistant coach availabilities on Tuesday beginning at approximately 11:45 a.m. or depending on the schedule.
- **POSTGAME:** For home games, select student-athletes will be available in person on the stage in Stokely Family Media Center following Coach Heupel's postgame press conference. For road games, select players will be available in the visiting team's postgame room following Coach Heupel's press conference.
- Student-athletes' contact information will not be distributed.

THE MIKE KEITH SHOW - WEEKDAYS

- *The Mike Keith Show*, hosted by the new Voice of the Vols, will feature a segment with head coach Josh Heupel on Mondays and Thursdays during the season. *The Mike Keith Show* is posted at 8 p.m. ET weekdays on the Tennessee Athletics YouTube Channel. The show will also air across the state on the Tennessee Valley Sports Network (TVSN) (check local listings), including at 7 p.m. ET on the CW channel in Knoxville.

VOLUNTEER GAMEDAY - SATURDAY

- *Volunteer Gameday*, a live, one-hour TV show, originates on-site from the stadium two hours prior to kickoff. It is hosted by Mike Keith, VFL Heath Shuler and WVLT-Knoxville's Brittany Tarwater. It airs on WVLT in Knoxville and on the TVSN.

TENNESSEE STRATEGIC COMMUNICATIONS

BILL MARTIN
Sr. Associate AD of Strategic Communications
(Primary Contact/Coach Interviews)
Office: 865-974-4167
Cell: 662-418-3821
Email: billmartin@tennessee.edu
Twitter: @Bill_Martin

SEAN BAROWS
Associate Director of Strategic Communications
(Player Interviews)
Office: 865-974-7478 | Cell: 561-312-9432
E-mail: sbarows@tennessee.edu
Twitter: @SeanBarows

FOREST JERSEY
Assistant Director of Strategic Communications
Office: 865-974-7489 | Cell: 865-230-2600
E-mail: fjersey@tennessee.edu
Twitter: @fjersey23

SHANE SWITZER
Assistant Director of Strategic Communications
(Credentials)
Office: 865-974-6315 | Cell: 423-290-4767
E-mail: sswitzer@tennessee.edu
Twitter: @switzer_shane

ADDITIONAL STAFF
Executive Associate AD of Brand Advancement/Chief Communications Officer: Jason Baum
Associate AD of Strategic Communications: Alex Schwartz
Associate Director: Eric Trainer
Assistant Directors: Bryant Avery, Miles Garrison
Graduate Assistants/Interns: Mac Fisher, Seth Berneburg
Photographers: Andrew Ferguson, Kate Luffman

DEPARTMENT ADDRESSES
Anderson Training Center - Ground Floor
Phone: 865-974-1212 • **Fax:** 865-974-9496
Mailing Address: P.O. Box 15016 Knoxville, TN 37901
Shipping Address: 1551 Lake Loudoun Blvd. Knoxville, TN 37996

NEYLAND GAME DAY INFORMATION

- **MEDIA WILL CALL:** For those media members picking up their credentials, pickup is located at the Tennessee Strategic Communications Office on the ground floor of the Anderson Training Center on Fridays from 10 a.m. - 4 p.m. On gameday, credential pickup is located inside Gate 15A on the west side of Neyland Stadium. Gameday pickup opens four hours prior to kickoff.
- **MEDIA PARKING:** For those media members approved for media parking, parking passes are digital and accessed via mobile devices through email via Ticketmaster.
- **MEDIA ENTRANCE:** Media will enter the press box through Gate 15A on the west side of Neyland Stadium.
- **PRESS BOX:** The Tom Elam Press Box opens four hours prior to kickoff. A pregame meal will be served beginning two hours prior to kickoff. After entering Gate 15A, take the elevator to Level 5.
- **STOKELY FAMILY MEDIA CENTER:** Stokely Family Media Center on the field level of Neyland Stadium opens four hours prior to kickoff and is available for credentialed photographers/videographers. A pregame meal for photographers/videographers will be served beginning 2 1/2 hours prior to kickoff. To access Stokely Family Media Center, take the elevator to Level 1, enter the stadium concourse, and walk north (left). Just inside Gate 21, take the stairs down to the Gate 21A ramp. Enter the field area and walk along the back of the north end zone to the media center, which is located in the northeast corner of Neyland Stadium.
- **PRINTABLES:** With the exception of flip cards and final game books, media materials will be available digitally in accordance with FWAA recommendations. This includes in-game stats and game notes. Digital links will be distributed prior to game day for game notes.
- **POSTGAME PRESS CONFERENCES:** Tennessee's home postgame press conference will be held in the Stokely Family Media Center. There will be no Zoom option. The visiting team postgame press conference will be held adjacent to the visitor's locker room in the south end zone of Neyland Stadium. Media can access this area via the south end zone tunnel. On-demand video of Tennessee's press conference will be distributed via Tennessee's media share folder.

COLLEGEPRESSBOX.COM is the official media website for FBS football. Access and download weekly game notes, quotes, statistics, media guides, headshots, logos and more for each conference and its member schools. Register for access at collegepressbox.com/register.

[@VOL_FOOTBALL + TENNESSEE FOOTBALL + YouTube 1TN.CO/YOUTUBE]

WEEK 8 MEDIA SCHEDULE: SOUTH CAROLINA (subject to change, all times Eastern)

SUNDAY [18]	MONDAY [19]	TUESDAY [20]	WEDNESDAY [21]	THURSDAY [22]	FRIDAY [23]	SATURDAY [24]
off day no media availability	**12:15 p.m.** - Head Coach Josh Heupel Press Conference followed by select players in north studio	**approx. 11:10 a.m.** - post practice assistant coach media availability (CB Coach Derek Jones, RB Coach De'Rail Sims) followed by select players in studio	no media availability no SEC Coaches Media Teleconference this week	no media availability **8 p.m.** - Coach Josh Heupel on *The Mike Keith Show* on Tennessee Athletics YouTube Channel to preview game	no media availability chart flight to Columbia, S.C.	**Game 8: at South Carolina** 3:30 p.m. Williams-Brice Stadium ESPN • Vol Network **Postgame** Coach Heupel and select players available in visiting media room

SERIES HISTORY vs. SOUTH CAROLINA

43RD MEETING
(UT leads 29-11-2 on field; 27^-11-2 NCAA)

at Knoxville: 19-3 on field, 18^-3 NCAA
at Columbia: 10-8-2 on field, 9^-8-2 NCAA
Biggest Win: 54 points (54-0, 1929 in Knoxville)
Biggest Loss: 25 points (63-38, 2022 in Columbia)
Longest Winning Streak: 12 games (1993-2004)
Longest Losing Streak: 3 games, 2x (2010-12)
Current Streak: Tennessee 1 game

10/29/1903	Columbia	L	0-24
10/21/1916	Knoxville	W	26-0
11/8/1919	Columbia	T	6-6
12/7/1929	Knoxville	W	54-0
9/26/1942	Columbia	T	0-0
10/9/1965	Knoxville	W	24-3
10/22/1966	Knoxville	W	29-17
11/8/1969	Knoxville	W	29-14
11/7/1970	Columbia	W	20-18
11/6/1971	Knoxville	W	35-6
10/31/1992	Columbia	L	23-24
10/30/1993	Knoxville	W	55-3
10/29/1994	Columbia	W	31-22
10/28/1995	Knoxville	W	56-21
11/2/1996	Columbia	W	31-14
11/1/1997	Knoxville	W	22-7
10/31/1998	Columbia	W	49-14
10/30/1999	Knoxville	W	30-7
10/28/2000	Columbia	W	17-14
10/27/2001	Knoxville	W	17-10
11/2/2002	Columbia	W	18-10
9/27/2003	Knoxville (OT)	W	23-20
10/30/2004	Columbia	W	43-29
10/29/2005	Knoxville	L	15-16
10/28/2006	Columbia	W	31-24
10/27/2007	Knoxville (OT)	W	27-24
11/1/2008	Columbia	L	6-27
10/31/2009	Knoxville	W	31-13
10/30/2010	Columbia	L	24-38
10/29/2011	Knoxville	L	3-14
10/27/2012	Columbia	L	35-38
10/19/2013	Knoxville	W	23-21
11/1/2014	Columbia (OT)	W	45-42
11/7/2015	Knoxville	W	27-24
10/29/2016	Columbia	L	21-24
10/14/2017	Knoxville	L	9-15
10/27/2018	Columbia	L	24-27
10/26/2019	Knoxville	W^	41-21
9/26/2020	Columbia	W^	31-27
10/9/2021	Knoxville	W	45-20
11/19/2022	Columbia	L	38-63
9/30/2023	Knoxville	W	41-20

TOP PERFORMANCES vs. SOUTH CAROLINA

RUSHING

Most Rushing Yards In A Game: 205, Jamal Lewis, 1997
Most Rushing Yards In A Half: 146, Cedric Houston, 2004
100-Yard Rushing Games: 14, last Jaylen Wright (123), 2023
200-Yard Rushing Games: 1, 205 by Jamal Lewis, 1997
Touchdowns: 5, Gene McEver, 1929

RECEIVING

Most Receiving Yards In A Game: 228, Denarius Moore, 2010
100-Yard Rec. Games: 11, last Squirrel White (104), 2023
200-Yard Receiving Games: 1, 208, Denarius Moore, 2010
Touchdowns: 3, Zach Rogers, 2012
Avg. Per Reception: 38, Denarius Moore, 2010

PASSING

Most Passing Yards In A Game: 368, Tyler Bray, 2012
300-Yard Passing Games: 3, Tyler Bray (368), 2012; Peyton Manning (362), 1996; Joshua Dobbs (302), 2014
Highest Completion Percentage: 95.8 (23 of 24), Tee Martin, 1998
Consecutive Completions: 23, Tee Martin, 1998

SPECIAL TEAMS

Average Punt: 51.7 (7 for 362), Dustin Colquitt, 2003
Long Punt: 63, Dustin Colquitt, 2003
Last 60+ yd punt:: 60, Paxton Brooks, 2021

DEFENSE

Interceptions: 5, 1971
Interception Return Yards: 214, 1971
Pick-Six: 4, last Kamal Hadden, 2023
Sacks: 3, Leonard Little, 1996; Derek Barnett, 2014 & 2016

NOTING THE TENNESSEE-SOUTH CAROLINA SERIES

- Tennessee leads the all-time series with a 29-11-2 on-field record and a 27-11-2 NCAA record. Victories in 2019 and 2020 were vacated by ruling of the NCAA Infractions Committee in July 2023.
- The Vols are 10-8-2 on the field in Columbia. In their last visit to Williams-Brice Stadium on Nov. 19, 2022, the then-No. 5 Vols lost 63-38 to the unranked Gamecocks at night. That was the final game of Hendon Hooker's UT career after suffering a knee injury in the second half. That was the highest scoring game in the series (101 points).
- This 3:30 p.m. kickoff snaps a streak of five straight games in Columbia in the series where kickoff was at night. It's the first day kickoff between the two in Williams-Brice Stadium since Oct. 27, 2012.
- Tennessee has put up at least 30 points in five consecutive games vs. the Gamecocks.
- The two campuses are separated by 213 miles.
- Tennessee coach **Josh Heupel** and South Carolina coach Shane Beamer were both honored as co-winners of the Steve Spurrier First-Year Coach Award in 2021.
- **Josh Heupel** is 2-1 vs. South Carolina as a head coach with both victories coming by at least 21 points.
- Tennessee and South Carolina have played each other every year from 1992-2023 before the SEC ended divisions.
- The two teams will meet again in Knoxville in 2028 (date TBD).
- Shane Beamer spent two years as a graduate assistant at Tennessee under coach Phillip Fulmer from 2001-03.
- Two Vols hail from the state of South Carolina. **Braylon Staley**, the 2025 SEC Freshman of the Year, is from Aiken, about an hour southwest of Columbia. Staley was the 2023 Class 2A Upper State Offensive Player of the Year while starring at Strom Thurmond High School. Kicker **Grady Dangerfield** is from Charleston and prepped at James Island Charter.

STAT COMPARISON

	TENNESSEE		SOUTH CAROLINA	
CATEGORY	VALUE	SEC (FBS) RANK	VALUE	SEC (FBS) RANK
3rd D Conv. Pct.	0.366	14 (97)	0.477	4 (26)
3rd D Conv. Pct. Defense	0.308	4 (16)	0.372	10 (65)
4th D Conv. Pct.	0.727	3 (16)	0.615	7 (43)
4th D Conv. Pct Defense	0.125	1 (3)	0.800	16 (131)
Blocked Kicks	1	4 (25)	1	4 (25)
Completion Pct.	0.636	11 (72)	0.618	13 (85)
Fewest Penalties P/G	7.00	10 (87)	6.33	8 (59)
Fewest Penalty Yds P/G	58.14	9 (75)	58.50	10 (80)
First Downs Defense	111	6 (37)	106	5 (28)
First Downs Offense	158	3 (17)	143	10 (46)
Fumbles Lost	6	14 (120)	4	9 (79)
Fumbles Recovered	6	2 (10)	1	16 (121)
Kickoff Return Defense	19.25	9 (68)	17.40	6 (43)
Kickoff Returns	16.25	14 (119)	21.13	6 (52)
Net Punting	38.41	12 (99)	42.06	6 (26)
Passes Had Intercepted	4	3 (47)	4	3 (47)
Passes Intercepted	7	4 (17)	4	11 (71)
Passing Offense	188.0	16 (110)	242.3	8 (56)
Passing Yds Allowed	159.3	2 (8)	237.2	13 (107)
Passing Yds per Comp.	11.25	12 (96)	11.54	10 (87)
Punt Return Defense	16.50	15 (130)	4.00	5 (29)
Punt Returns	10.45	6 (54)	15.23	4 (21)
Red Zone Defense	0.737	4 (20)	0.938	14 (124)
Red Zone Offense	0.957	3 (6)	0.917	5 (26)
Rushing Defense	121.1	10 (42)	103.7	3 (25)
Rushing Offense	217.1	2 (19)	232.3	1 (10)
Sacks Allowed	2.57	11 (111)	1.67	5 (57)
Scoring Defense	14.7	1 (11)	25.5	11 (84)
Scoring Offense	33.4	7 (42)	37.7	5 (18)
Tackles for Loss Allowed	5.29	7 (76)	4.67	5 (52)
Team Passing Efficiency	134.46	11 (79)	138.74	10 (72)
Team Passing Effic. Defense	107.14	1 (11)	151.45	16 (125)
Team Sacks	4.29	1 (1)	2.67	7 (24)
Team Tackles for Loss	8.3	1 (6)	5.7	10 (54)
Time of Possession	30:56	6 (48)	29:30	13 (82)
Total Defense	280.4	5 (15)	340.8	9 (55)
Total Offense	405.1	9 (60)	474.7	2 (13)
Turnover Margin	0.43	4 (40)	-0.50	12 (103)
Turnovers Gained	13	3 (10)	5	14 (115)
Turnovers Lost	10	12 (95)	8	4 (63)

THE LAST MEETING

SOUTH CAROLINA	10	0	7	3	**20**
TENNESSEE	14	10	7	10	**41**

Sept. 30, 2023 | Neyland Stadium | Knoxville, Tenn. | Attendance: 101,915

#21/19 UT Rides Running Game, Defense Past Gamecocks, 41-20

Tennessee defeated South Carolina, 41-20, before a capacity crowd of 101,915 at Neyland Stadium. Wearing their "Dark Mode" all-black uniforms, the No. 21/19 Vols combined a dominant rushing attack with a relentless defensive effort to secure the 21-point victory.

Running back Jaylen Wright led the way with a season-high 123 rushing yards on 16 carries, including a 42-yard touchdown run to open the scoring. Jabari Small and Dylan Sampson also found the end zone on the ground, helping Tennessee rush for 238 yards.

Quarterback Joe Milton III completed 21 of 32 passes for 239 yards, while wide receiver Squirrel White recorded nine receptions for 104 yards. Tennessee totaled 477 yards of offense, outgaining the Gamecocks by 144 yards.

Defensively, the Volunteers overwhelmed South Carolina quarterback Spencer Rattler, recording six sacks and limiting him to 169 passing yards without a touchdown. Kamal Hadden delivered one of the game's defining moments, returning an interception 28 yards for a touchdown just before halftime.

Tennessee carried a 24-10 advantage into the break and extended its lead to 31-10 in the third quarter. After South Carolina attempted to rally, Sampson's six-yard touchdown run in the fourth quarter sealed the 41-20 triumph.

STAT LEADERS

SOUTH CAROLINA

Rushing	Att	Yds	TD	Long	Avg.
Anderson	10	101	1	75	10.1
Rattler	11	19	1	17	1.7
Legette	1	7	0	7	7.0
McDowell	3	4	0	3	1.3
Joyner	2	1	0	1	0.5
Totals	**27**	**132**	**2**	**75**	**4.9**

Passing	C-A-I	Yds	TD	Long
Rattler	24-35-1	169	0	44
Kroegar	1-1-0	32	0	32
Totals	**25-36-1**	**201**	**0**	**44**

Receiving	No.	Yds	TD	Long
Knox	7	51	0	20
Legette	5	50	0	32
Brown	2	47	0	44
Blake	2	20	0	13
Simon	2	11	0	6
Anderson	2	8	0	6
Russell	1	7	0	7
Joyner	2	4	0	8
Doty	2	3	0	3
Totals	**25**	**201**	**0**	**44**

TENNESSEE

Rushing	Att	Yds	TD	Long	Avg.
Wright	16	123	1	42	7.7
Small	11	59	1	21	5.4
Sampson	9	49	1	12	5.4
White	1	5	0	5	5.0
Milton III	2	4	0	10	2.0
McCoy	0	0	0	0	0.0
Team	1	-2	0	0	-2.0
Totals	**40**	**238**	**3**	**42**	**6.0**

Passing	C-A-I	Yds	TD	Long
Milton III	21-32-2	239	1	50
Total	**21-32-2**	**239**	**1**	**50**

Receiving	No.	Yds	TD	Long
White	9	104	0	50
Sampson	2	42	0	37
Warren	3	26	1	10
Keyton	2	25	0	19
McCoy	2	21	0	17
Castles	2	11	0	11
Nimrod	1	10	0	10
Totals	**21**	**239**	**1**	**50**

SCORING SUMMARY

Qtr	Time	Team	Scoring Play	P-Yds.	TOP	Score
1st	09:28	UT	Wright 42 yd run (Campbell, kick)	9-94	3:02	0-7
1st	05:47	USC	Jeter 36 yd field goal	8-57	3:41	3-7
1st	02:03	USC	Rattler 6 yd run (Jeter kick)	6-29	2:52	10-7
1st	00:42	UT	Small 2 yd run (Campbell kick)	4-75	1:21	10-14
2nd	08:50	UT	Campbell 24 yd field goal	8-63	2:14	10-17
2nd	00:47	UT	Hadden 28 yd interception (Campbell kick)	---	---	10-24
3rd	10:41	UT	Warren 6 yd pass from Milton III (Campbell kick)	12-75	4:19	10-31
3rd	10:28	USC	Anderson 75 yd run (Jeter kick)	1-75	0:13	17-31
4th	12:42	UT	Campbell 33 yd field goal	7-23	4:03	17-34
4th	08:35	USC	Jeter 47 yd field goal	9-45	4:07	20-34
4th	04:09	UT	Sampson 6 yd run (Campbell kick)	9-75	4:26	20-41

NATIONAL POLLS

ASSOCIATED PRESS (OCT. 18)

Rank	School	Points	Record
1	Miami (Fla.) (40)	1697	6-0
2	BYU (20)	1675	6-0
3	Ohio State (9)	1649	6-1
4	Notre Dame	1395	6-1
5	Georgia	1382	6-1
6	Indiana	1370	6-1
7	Ole Miss	1360	5-1
8	Texas Tech (1)	1336	6-0
9	UCLA	1159	6-0
10	Utah	1153	6-0
11	**Tennessee**	**1152**	**6-1**
12	Kentucky	932	6-1
13	Alabama	870	5-2
14	Houston	785	6-1
15	Iowa	747	5-1
16	Southern Cal	592	6-1
17	Wake Forest	574	6-1
18	LSU	529	5-2
19	Texas	440	4-2
20	Florida	355	5-2
21	Boise State	295	5-1
22	Missouri	290	5-2
23	SMU	265	5-1
24	Northwestern	254	5-1
25	Arizona	136	5-1

RV: Oklahoma State 128, Oregon 79, Auburn 61, James Madison 52, Mississippi State 30, New Mexico 6, Oregon State 3

AFCA COACHES (OCT. 18)

Rank	School	Points	Record
1	Miami (Fla.) (50)	1,791	6-0
2	Ohio State (13)	1,725	6-1
3	Brigham Young (10)	1,698	6-0
4	Georgia	1,469	6-1
5	Texas Tech	1,414	6-0
6	Indiana	1,378	6-1
7	Mississippi	1,371	5-1
8	Notre Dame	1,332	6-1
9	Utah	1,222	6-0
10	UCLA	1,206	6-0
11	**Tennessee**	**1,193**	**6-1**
12	Kentucky	979	6-1
13	Alabama	813	5-2
14	Iowa	807	5-1
15	Southern California	796	6-1
16	Houston	730	6-1
17	LSU	569	5-2
18	Texas	520	4-2
19	Wake Forest	514	6-1
20	SMU	458	5-1
21	Missouri	274	5-2
22	Boise State	266	5-1
23	Northwestern	256	5-1
24	Florida	250	5-2
25	Oregon	189	4-2

RV: Arizona 141, Oklahoma State 87, James Madison 80, Auburn 55, Mississippi State 32, Nebraska 19, Oregon State 17, New Mexico 16, UTSA 13, Michigan 10, North Dakota State 8, Wisconsin 7, Duke 7, North Carolina 5, Pittsburgh 4, Air Force 3, North Texas 1.

VOLS IN THE POLLS WEEK-BY-WEEK

Week	AP	Coaches
Preseason	20	18
Week 2 (9/8)	18	18
Week 3 (9/13)	15	14
Week 4 (9/20)	14	13
Week 5 (9/27)	17	17
Week 6 (10/4)	15	14
Week 7 (10/11)	14	14
Week 8 (10/18)	11	11

The first College Football Playoff Rankings will be announced on Tuesday, Nov. 3.

2026 HONORS

Head Coach Josh Heupel
- Dodd Trophy Midseason Watch List

Offensive Line
- Joe Moore Award Midseason Honor Roll

DeSean Bishop, RB, Sr.
- Walter Camp Player of the Year Watch List
- Maxwell Award Watch List
- Preseason All-SEC Second Team (Athlon)
- Preseason All-SEC Third Team (Coaches, Media, Phil Steele)
- ESPN Top 100 Players List (No. 70)
- East-West Shrine Bowl 1000
- SEC Co-Offensive Player of the Week (Oct. 5 - vs. Auburn)

Bennett Brady, LS, 5Y.
- Mannelly Award Watch List
- Preseason All-SEC Third Team (Phil Steele)

Faizon Brandon, QB, Fr.
- Shaun Alexander Freshman of the Year Watch List
- Preseason On3, 247 True Freshman All-America Team
- 247 Sports National Freshman of the Week (Sept. 6 - vs. Furman)
- Shaun Alexander Award Freshman of the Week (Sept. 9 - vs. Furman)
- SEC Freshman of the Week (Sept. 14 at GT; Sept. 7 - vs. Furman)

Amare Campbell, LB, Sr.
- Bednarik Award Watch List
- Butkus Award Watch List
- Preseason All-SEC Second Team (Athlon, Phil Steele)
- East-West Shrine Bowl 1000

Arion Carter, LB, Sr.
- William V. Campbell Trophy Semifinalist
- Butkus Award Watch List
- Lott IMPACT Trophy Watch List
- Preseason All-SEC Third Team (Coaches, Media, Athlon)
- Preseason All-SEC Fourth Team (Phil Steele)
- East-West Shrine Bowl 1000

Ethan Davis, TE, Sr.
- John Mackey Award Preseason Watch List
- Preseason All-SEC Fourth Team (Athlon, Phil Steele)
- East-West Shrine Bowl 1000

Xavier Gilliam, DL, Jr.
- Midseason First-Team All-American (AP, Sports Illustrated)
- Preseason All-SEC Fourth Team (Athlon)

Donovan Haslam, OL, 5Y.
- East-West Shrine Bowl 1000

Daevin Hobbs, DL, Sr.
- Preseason All-SEC Third Team (Phil Steele)

Dejuane Lane, DB, Jr.
- Walter Camp Nat'l Def. Player of the Week (Oct. 6 - vs. Auburn)
- SEC Co-Defensive Player of the Week (Oct. 5 - vs. Auburn)

Kayin Lee, DB, Sr.
- East-West Shrine Bowl 1000

NOTEBOOK

QB GEORGE MACINTYRE MAKES FIRST STARTS

- Tennessee sophomore QB **George MacIntyre** earned his first career start in the 24-17 road win at Arkansas on Oct. 10. The Franklin, Tennessee, product became the first Tennessee native to start at quarterback for the Vols since Murfreesboro native WR Jauan Jennings opened the Oct. 26, 2019, game against South Carolina as a wildcat QB. He was the first Tennessee native to start at quarterback in a traditional role since Joey Mathews of Sevierville against Southern Miss on Sept. 2, 2000. MacIntyre was the first Nashville-area native to start at quarterback in a traditional role for the Vols since Jim Maxwell, who started against Arkansas in the 1971 Liberty Bowl.
- MacIntyre is the sixth different quarterback to start a game for the Vols in the **Josh Heupel** era (since 2021), joining Joe Milton III (2021, '23), Hendon Hooker (2021, '22), Nico Iamaleava (2024 Citrus Bowl, '24), Joey Aguilar (2025) and **Faizon Brandon** (2026). Those six went a combined 6-0 in their starting debuts.
- **MacIntyre** followed that up with a memorable first Neyland Stadium start on the Third Saturday in October. He helped lead the Vols to a 26-10 victory over the No. 6 Tide, completing a career-high 21-of-31 passes for 197 yards.
- **MacIntyre** enrolled at Tennessee in January 2025 and redshirted last season.

THE X-MAN: XAVIER GILLIAM

- Few interior defensive linemen have been better in the country than Penn State transfer **Xavier Gilliam**. The third-year player's first season in the SEC has been dominant. Gilliam joined the Vols in January, reuniting with defensive coordinator **Jim Knowles**.
- **Gilliam**, a Montgomery Village, Maryland, native has racked up 10.5 tackles for loss, which marks the most by a Vol through the first seven games of a season since Derek Barnett, an All-American edge rusher (not DT), logged 11.5 through the first seven games of 2016.
- **Gilliam** is one of three SEC players with double-digit TFLs already joining Texas EDGE Colin Simmons (16.0) and LSU DE Princewill Umanmielen (11.0). He's produced at least 0.5 in all four SEC games.
- **Gilliam** was selected as a Midseason First-Team All-American by the Associated Press, On3 and Sports Illustrated.
- According to PFF, **Gilliam** is the highest graded interior defensive lineman in the nation at 90.4 on 284 total snaps.

Where X-Man Xavier Gilliam Ranks

Category	No.	SEC Rank	FBS Rank	
TFLs	10.5	3rd	12th	(1st in SEC among interior DL)
Sacks	5.0	t5th	t16th	(1st in SEC among interior DL)
Forced Fumbles	2	t1st	t13th	(1st in SEC among interior DL)
QB Hurries	6	t4th	t25th	(1st in SEC among interior DL)
Pressures (PFF)	24	t4th	t18th	(3rd in FBS among interior DL, 1st in SEC among DL)

DEFENSIVE NOTABLES

- Tennessee's defense under new coordinator **Jim Knowles** has shined through seven games.
- The Vols lead the FBS and SEC with 30 sacks for a loss of 171 yards. They have churned out at least two sacks in all five games against Power Four competition, including six for a loss of 33 yards against then-No. 1 Texas on Sept. 26 and five for a loss of 35 yards in a dominant win over No. 6 Alabama. Tennessee is the first team in the nation to hit the 30-sack mark.
- Tennessee also leads the SEC and ranks third in the nation in tackles for loss with 58 for a loss of 249 yards. Nationally that trails only Virginia Tech (64) and East Carolina (61).
- The Vols have logged double-digit TFLs in three games this season, including 10 against then-No. 1 Texas on Sept. 26 and 10 against then-No. 6 Alabama on Oct. 17.
- Including the 10 against Alabama last week, the Vols have combined for 34 tackles for loss in SEC play. They are averaging 8.5 tackles for loss in SEC play, which is second to only Texas' 9.0. They have churned out at least six in all four SEC contests.
- Tennessee has three players in the SEC's top 10 in sacks led by Sr. DL **Tyree Weathersby** (6.5 - 4th). Jr. DT **Xavier Gilliam** (5.0) is tied for fifth, and So. DL **Mariyon Dye** is ninth in the conference with 4.0 sacks. Ten different players on the roster have at least one sack, including nine players with multiple sacks.
- In conference-only games, **Weathersby** ranks second in the SEC in sacks (5.5) and second in TFLs (7.0). He has combined for 4.5 TFLs in his last two SEC contests.
- The Vol defense has issued only three touchdowns in the first half this season (14 quarters). Texas (Sept. 26) scored on its opening drive of the first quarter and Auburn (Oct. 3) and Alabama (Oct. 17) each had one in the second quarter.
- In five home games, opponents have managed only six touchdowns in 20 quarters against the Vols in Neyland Stadium.
- Opponents have managed only 10 offensive touchdowns on 84 drives this season (11.9 percent) against Tennessee. No. 1 Texas punted seven times on 12 drives against the Vols, Auburn punted seven times, and Arkansas punted eight times. Last game against No. 6 Alabama, the Tide either had a turnover, a turnover on downs or a punt on 11 of their 13 drives.
- The Vols are issuing 14.7 points per game, which is first in the SEC and 11th nationally. In conference-only games, Tennessee is also first in scoring defense at 15.3.
- Tennessee has surrendered the fewest offensive touchdowns in the SEC with 10. In SEC-only games, Tennessee has allowed only seven offensive touchdowns, which is also the fewest.
- Tennessee has forced 13 turnovers this season, which is third in the SEC and tied for 10th in the FBS. In SEC-only games, they have forced a combined 10, which is also third in the league. They have forced at least one turnover in six straight games and forced a fumble in five consecutive contests (every SEC game).
- The Vols are fifth in the SEC and 15th in the nation in total defense, allowing only 280.4 yards per game.

2026 HONORS

Mike Matthews, WR, Jr.
- Biletnikoff Award Watch List
- Preseason All-SEC Fourth Team (Athlon, Phil Steele)
- East-West Shrine Bowl 1000

TJ Metcalf, S, Sr.
- East-West Shrine Bowl 1000

Wendell Moe Jr., OL, 5Y.
- Lombardi Award Watch List
- Outland Trophy Watch List
- Walter Camp All-America Second Team
- Preseason On3 All-America Third Team
- Preseason Athlon All-America Third Team
- Preseason All-SEC First Team (Athlon)
- Preseason All-SEC Third Team (Coaches, Media, Phil Steele)
- East-West Shrine Bowl 1000

Qua Moss, DB, Sr.
- Paul Hornung Award Honor Roll (Sept. 29 - vs. Texas)
- East-West Shrine Bowl 1000

Jesse Perry, OL, Jr.
- Preseason All-SEC First Team (Phil Steele)
- Preseason All-SEC Fourth Team (Athlon)

Cooper Ranvier, PK, Jr.
- Lou Groza Award Watch List

Ty Redmond, CB, So.
- Bednarik Award Watch List
- Bronko Nagurski Trophy Watch List
- Athlon All-America Fourth Team
- Preseason All-SEC Second Team (Athlon, Phil Steele)
- Preseason All-SEC Third Team (Coaches)

Jackson Ross, P, 5Y.
- Ray Guy Award Watch List
- East-West Shrine Bowl 1000
- SEC Co-Special Teams Player of the Week (Oct. 5 - vs. Auburn)
- Ray Guy Award 'Ray's 8' (Oct. 5 - vs. Auburn)

David Sanders Jr., OT, So.
- Preseason All-SEC Second Team (Athlon, Phil Steele)
- Preseason All-SEC Third Team (Coaches, Media)

Edwin Spillman, LB, Jr.
- Allstate Wuerffel Trophy Semifinalist
- AFCA Allstate Good Works Team

Braylon Staley, WR, Jr.
- Biletnikoff Award Watch List
- Preseason All-SEC Second Team (Athlon, Phil Steele)

Jeremiah Telander, LB, Sr.
- East-West Shrine Bowl 1000

Shamurad Umarov, OL, Sr.
- East-West Shrine Bowl 1000

NOTEBOOK

PASS DEFENSE TRANSFORMATION IN 2026

- Tennessee's pass defense turnaround from 2025 to 2026 has been exceptional under new secondary coaches **Anthony Poindexter** and **Derek Jones**.
- UT boasts the SEC's second-best pass defense, allowing only 159.3 yards per game. That mark is eighth in the nation. Oklahoma is first in the SEC at 151.3. In conference-only games, the Vols are second in the SEC as well in the category at 165.5.
- The Vols have surrendered only three passing touchdowns, which is the fewest in the SEC and tied for the second-fewest in the nation. TCU is first in the nation issuing two.
- Tennessee has tallied seven interceptions, which is tied with LSU for fourth in the SEC. In conference-only games, the Vols have notched five, which is tied for third in the league. They have recorded multiple picks in three games, including two last time out against Alabama.
- The Vols have done a great job in not allowing explosive pass plays. Tennessee leads the SEC in allowing the fewest 20+ yard pass plays (9), 30+ yard pass plays (2) and 40+ yard pass plays (1). They are tied for second in the nation in fewest 20+ yard and 30+ yard pass plays. They have yet to issue a 50+ yard pass play.
- Jr. S **Dejuan Lane**, stepping up for an injured **Edrees Farooq**, has been a dynamic transfer safety from Penn State. In seven starts, Lane leads the team in passes defended (7) and he is tops in interceptions (3). He is tied for second in the SEC in picks and owns one pick six.
- **Lane** was spectacular in Week 4 against Auburn, registering a team-high nine tackles, two sacks, 2.5 tackles for loss, one QB hurry and a significant interception. Lane's nine tackles were a career high as collegian. He previously had a top mark of six on Dec. 27, 2025, against Clemson in the Pinstripe Bowl, while at Penn State. He notched his third-career interception, including his second as a Volunteer, midway through the third quarter that hauled an Auburn drive. He returned the interception 32 yards to the Auburn 44-yard-line.
- **Lane** was the third SEC player—two are Volunteers—since 2005 to record at least nine tackles, 2.5 TFLs, 2.0 sacks and an interception in a game, including the second to do so in league play. South Carolina's Melvin Ingram achieved the feat on Oct. 1, 2011, against Auburn, while Tennessee's Malik Jackson did so on Nov. 6, 2010, at Memphis.
- For his efforts against Auburn, **Lane** was recognized as the SEC Co-Defensive Player of the Week. He was the first Vol to earn those honors since LB **Arion Carter** did so on Sept. 29 last year following the win at Mississippi State. Lane was the first UT defensive back to take the honor since Brandon Turnage on Oct. 11, 2021, following a 14-tackle game against South Carolina.
- **Lane** followed that up with another memorable performance against No. 6 Alabama on the Third Saturday in October. He played all 55 snaps and recorded five tackles, 1.5 tackles for loss, one fumble recovery, one interception and one pass breakup.
- Returning CB **Ty Redmond** has been solid once again. Redmond leads the Vols with six pass breakups, a mark that is tied for third in the SEC and tied for 14th in the FBS. Dating back to the start of the 2025 season when he was a Freshman All-American, Redmond leads the SEC with a combined 18 pass breakups. He nearly registered a pick six on Alabama in the endzone with a deflected pass last game.

KNOWLES KNOWS BEST

- First-year UT defensive coordinator **Jim Knowles** has the led the Vols to a vast improvement in multiple categories. Below is a look at the Vols through seven games in 2026 as compared to last season through Game 7.

Stat Through Game 7	2026 under Knowles	SEC	FBS	2025	SEC	FBS	Difference
Scoring Defense	14.7	1st	11th	30.4	15th	108th	-15.7 (+97 FBS improve)
Total Defense	280.4	5th	15th	390.9	15th	97th	-110.5 (+82 FBS improve)
Passing Defense	159.3	2nd	8th	257.1	16th	117th	-97.8 (+109 FBS improve)
Pass Efficiency Defense	107.14	1st	11th	139.96	14th	94th	-32.8 (+83 FBS improve)
3rd Down Defense	30.8	4th	16th	38.5	11th	69th	-7.7 (+53 FBS improve)

NATIONAL PLAYER OF YEAR CANDIDATE DESEAN BISHOP PICKS UP WHERE HE LEFT OFF

- **DeSean Bishop**, a National Player of the Year candidate, returned for his senior season at running back after a 1,000-yard campaign last fall. He was the first 1,000-yard rusher to return the following season for the Vols since Jalen Hurd came back in 2016 after rushing for 1,288 yards in 2015.
- **Bishop**, a former walk-on, is striving to be just the second UT player all-time to produce multiple 1,000-yard rushing seasons. Johnnie Jones did it in 1983 (1,116) and 1984 (1,290).
- In 2026, **Bishop** has picked up where he left off and is already 163 yards away from 1,000. His 837 total rushing yards rank second in the SEC and third in the FBS through seven weeks. He is averaging 119.6 yards per game rushing, which is second in the SEC and sixth in the country.
- **Bishop** is averaging 6.02 yards per carry this season, a mark that is second in the SEC and is 24th in the FBS.
- Meanwhile, **Bishop's** 10 rushing touchdowns are second in the SEC and tied for sixth in the FBS.
- Bishop is the only player in the nation with at least 800 yards rushing and at least 10 rushing touchdowns.
- **Bishop** is second in the SEC and 19th in the nation in all-purpose yardage per game (127.3).
- **Bishop** has scored a touchdown in 15 of his last 17 games and six of seven games this season with Texas being the only exception. His previous seven straight games rush TD streak tied for the second longest in school history, matching Arian Foster (2005) and Gene McEver (1928-29). The school record is held by Dylan Sampson, who Bishop backed up in 2024. Sampson did it in 11 consecutive games.
- **Bishop** gets stronger as the game goes on. A total of 517 of his 837 rushing yards this season have come in the second half, which is tops in the nation. Bishop is also tops in the nation in second-half rushing touchdowns with 10. Bishop has churned out a combined 262 rushing yards and four touchdowns in the

VOL TRENDS

	2026	HEUP AT UT	STK
August	0-0	2-0	W2
September	3-1	19-5	L1
October	3-0	15-5	W4
November	0-0	13-8	L1
December	0-0	1-3	L2
vs. above .500 (time of game)	3-1	23-20	W2
vs. below .500 (time of game)	1-0	18-0	W19
vs. at .500 (time of game)	1-0	9-1	W4
SEC at home	2-1	16-7	W2
SEC on road	1-0	11-10	W3
in Orange J/White P	3-1	23-4	W1
in Orange J/Orange P	0-0	8-1	W7
in White J/White P	2-0	11-9	W2
in White J/Orange P	0-0	1-4	L3
in Dark Mode	0-0	4-2	L1
in Smokey Grey	0-0	5-0	W5
UT vs. Non-Conference Opponents			
overall	3-0	24-4	W3
at home	2-0	17-1	W16
on the road	1-0	2-1	W1
neutral	0-0	5-2	L1
UT Record In Games ...			
decided by 7 pts or less	1-1	11-8	W1
decided by 3 pts or less	0-1	3-4	L2
Home during the day	3-1	22-6	W2
Home at night (6 pm or later)	1-0	11-2	W1
Road during the day	1-0	6-3	W3
Road at night (6 pm or later)	1-0	7-8	W3
UT Record When ...			
scoring first	6-0	42-12	W6
opponent scores first	0-1	9-9	L2
leading after the 1st quarter	3-0	37-9	W5
trailing after the 1st quarter	1-1	6-9	L1
tied after the 1st quarter	2-0	8-3	W2
leading at halftime	5-0	44-2	W9
trailing at halftime	1-1	5-17	W1
tied at halftime	0-0	2-2	L1
halftime lead/deficit 4 pts	2-0	5-3	W2
leading after the 3rd quarter	5-0	47-4	W5
trailing after the 3rd quarter	1-1	3-17	W1
tied after the 3rd quarter	0-0	1-0	W1
3rd qtr lead/deficit 4 pts	1-1	6-5	W1
tied after 4th quarter/OT	0-0	3-2	W1
turnover margin even	1-0	14-6	W3
turnover margin +1 or better	3-1	27-7	W2
turnover margin +2 or better	2-1	16-3	W1
turnover margin +3 or better	0-0	6-0	W10
turnover margin -1 or worse	2-0	10-8	W2
turnover margin -2 or worse	2-0	3-3	W2
turnover margin -3 or worse	0-0	0-1	L1
scoring less than 20 pts	0-0	0-10	L16
scoring 20 or more pts	6-0	50-10	W6
scoring 25 or more pts	4-0	46-7	W4
allowing 14 or fewer pts	3-0	24-0	W42
allowing 25 or fewer pts	4-1	39-2	W15
allowing 30 or more pts	1-0	7-18	W1
UT Record With ...			
less than 300 yds total offense	0-1	0-5	L9
300+ yds total offense	6-0	51-16	W6
400+ yds total offense	4-0	44-8	W6
500+ yds total offense	1-0	20-2	W11
600+ yds total offense	1-0	10-1	W9
less than 100 yds rushing	0-1	1-7	L5
100+ yds rushing	6-0	49-14	W6
150+ yds rushing	6-0	44-7	W6
200+ yds rushing	4-0	37-2	W31
250+ yds rushing	3-0	19-1	W15
less than 200 yds passing	4-1	12-7	W2
less than 300 yds passing	5-1	35-16	W3
300+ yds passing	1-0	16-5	W1
350+ yds passing	0-0	10-4	L1
400+ yds passing	0-0	6-0	W7

NOTEBOOK

fourth quarter of games, including 93 in the final stanza against Arkansas and 48 against Alabama. The four scores are tied for the national lead in the fourth quarter.

- Few are better after contact than **Bishop**. A total of 583 of his 837 rushing yards this season have come after contact according to PFF, including 188 after contact against Alabama. That total is second in the FBS among all players. For his career, Bishop has racked up 1,525 rushing yards after contact. He has forced 36 missed tackles this season.
- **Bishop** has rushed for 2,368 yards for his career, which is 11th in school history. He is 23 yards away from cracking the top 10.
- **Bishop** stands at 29 career rushing touchdowns, and he moved into sole possession of fifth place on the UT career charts, surpassing Stanley Morgan with his two last game against Alabama.

Tennessee Career Rushing Touchdowns

1. Gene McEver (1928-31) - 37

...

4. Joshua Dobbs (2013-16) - 32

5. DeSean Bishop (2024-pres.) - 29

6. Stanley Morgan (1973-76) - 28

- **Bishop** has produced eight career 100-yard rushing games and three consecutive contests for the first time in his career entering the South Carolina game this weekend. He owns four this season. He is tied for 13th in UT career 100-yard rushing games with eight.

ARION CARTER RETURNS, GIVES BACK

- The Vols' senior captain linebacker **Arion Carter** returned to the field against Georgia Tech in Week 2 after serving a one-game NCAA suspension.
- **Carter** declared for the 2026 NFL Draft on Dec. 13, 2025, but withdrew from the draft before the deadline on Jan. 16 due to surgery for a foot injury he played through during the 2025 season.
- **Carter** is fully healthy after leading the SEC in tackles per game last fall with 7.60.
- Despite the NCAA suspension against Furman, **Carter** did serve as the Vols' lone captain in the contest. Carter is a semifinalist for the NFF Campbell Trophy, and he earned his degree in public health in August.
- For every tackle **Carter** makes this season, he is donating $427 to Nashville-area cancer treatments at Sisters Network Nashville. Carter's girlfriend, Mariah, battled breast cancer, and Carter cut his hair in the summer to honor her. In addition, **Carter** will also donate $500 for each sack, $1,000 for each interception or forced fumble and $5,000 if he scores a defensive touchdown.
- **Carter** is averaging a team-best 7.17 tackles per game, which is 13th in the SEC. He is second on the team in total tackles with 43. He also has 5 TFLs, two sacks, three QB hurries and two fumble recoveries to his credit. He's generated $19,361 so far for cancer research.
- **Carter** churned out a game-high 11 tackles against No. 1 Texas, marking the third-highest total of his career. It was his fourth career double-digit tackle game. His efforts contributed $4,697 to cancer research.

TRUE FRESHMAN QUARTERBACKS AT TENNESSEE

- On Sept. 5 against Furman, **Faizon Brandon** was the first true freshman quarterback to start for Tennessee in a season opener since Brent Schaeffer did vs. UNLV on Sept. 5, 2004. Schaeffer and fellow true freshman Erik Ainge combined for three scores in that 41-17 win in Neyland Stadium. At the time, Schaeffer was the first true freshman quarterback to start a season opener for an SEC team since the NCAA allowed freshmen to play varsity football in 1973.
- **Brandon** was the 14th true freshman to start at quarterback in Tennessee history. The others:

2023: Nico Iamaleava - 2024 Citrus Bowl vs. Iowa (W, 35-0)
2020: Harrison Bailey - final 3 games of the COVID season (1-2); 48-of-69, 578 yds, 4 TDs, 2 INT
2019: Brian Maurer - 4 games (2-2); 35-of-75, 541 yds, 2 TDs, 5 INT, 2 rush TDs
2017: Will McBride - started vs. Mizzou (L, 50-17); 139 yds passing, 63 rush yds
2013: Joshua Dobbs - started final 4 games (1-3); 72-of-121, 695 yds, 2 TDs, 5 INT, 189 rush yds, 1 rush TD
2011: Justin Worley - 3 games; 48-of-87, 604 yds, 1 TD, 3 INTs
2010: Tyler Bray - 5 games (4-1); 125-of-224, 1,849 yds, 18 TDs, 10 INT
2004: Erik Ainge - 6 games (4-2); 109-198, 1,452 yds, 17 TD, 9 INT
2004: Brent Schaeffer - 3 games (3-0); 18-37, 302 yds, 2 TD, 1 INT
2002: James Banks - started vs. Mississippi State (W, 35-17); 3-8, 90 yds, 1 TD
2000: Casey Clausen - 7 games (6-1); 128-219, 1,593 yds, 16 TD, 9 INT
1994: Peyton Manning - 8 games (7-1); 89-144, 1,141 yds, 11 TD, 6 INT
1981: Alan Cockrell - 2 games (2-0, Colorado State/Auburn); 15-31, 119 yds, 1 TD, 64 rush yds, 2 rush TD

TRUE FRESHMAN QB FAIZON BRANDON DEBUTS

- Tennessee is starting a new quarterback for the fifth straight season and true freshman **Faizon Brandon** took the reins at the beginning of the season. The Vols and Kentucky are the only SEC teams to start a new QB for five straight years from 2022-26. The Vols started Hendon Hooker (also a Greensboro native) in 2022, Joe Milton III in 2023, Nico Iamaleava in 2024 and Joey Aguilar in 2025.
- **Brandon,** a five-star recruit out of Greensboro, North Carolina, guided Grimsley High School to a 35-1 record in his three years as a starter. He saw a 25-game win streak as a starter come to an end against top-ranked Texas on Sept. 26. That was his first loss since the end of his sophomore year in high school. Brandon enrolled at UT in January, went through spring practice, and head coach **Josh Heupel** officially named him the starter on Aug. 24. Brandon originally committed to the Vols on Aug. 3, 2024.

Brandon at Grimsley High School

2025 Sr.: 6-0; injured thumb in Week 1 and returned for playoffs; Class 7A state champions
2024 Jr.: 16-0; Class 4A state champions
2023 So: 13-1; lost in Class 4A state quarterfinals

ON THIS DAY...

OCT. **24**

THE RECORD: 12-4-2
THE STREAK: L3
LAST TIME: L, 48-17 vs. Alabama in 2020.

DID YOU KNOW:
From 1925 through 1998, the Vols went undefeated on this date, a streak of nine wins with two ties - both coming against LSU (0-0 in 1925 & 3-3 in 1964).

VOLS IN THE NFL

NAME	TEAM	POS.	YR.
Joey Aguilar*	Jaguars	QB	1
Derek Barnett	Browns	DE	10
Chris Brazzell II^	Panthers	WR	1
Morgan Cox	Titans	LS	17
Joshua Dobbs	Lions	QB	10
Bryson Eason	Chiefs	DT	1
Princeton Fant^	Cowboys	TE	4
Kamal Hadden	Packers	DB	3
Colton Hood	Giants	CB	1
Hendon Hooker*	Titans	QB	4
Jalin Hyatt*	Giants	WR	4
Theo Jackson	Vikings	DB	5
Jauan Jennings	Vikings	WR	7
Velus Jones Jr.*	Seahawks	RB	5
Joshua Josephs	Commanders	OLB	1
Alvin Kamara	Saints	RB	10
Miles Kitselman*	Lions	TE	1
Cade Mays^	Lions	C	5
Jaylen McCollough	Rams	DB	3
Jermod McCoy	Raiders	CB	1
Joe Milton III	Eagles	QB	3
Jaxson Moi*	Rams	DT	1
Omarr Norman-Lott^	Chiefs	DT	2
Joshua Palmer	Bills	WR	6
James Pearce Jr.^	Falcons	DE	2
Dylan Sampson^	Browns	RB	2
Elijah Simmons	Buccaneers	DT	2
Jabari Small*	Lions	RB	3
Trey Smith	Chiefs	OL	6
Alontae Taylor	Titans	CB	5
Dont'e Thornton Jr.^	Raiders	WR	2
Cedric Tillman*	Saints	WR	4
Shy Tuttle	Commanders	DT	8
Darnell Wright	Bears	OL	4
Jaylen Wright	Dolphins	RB	3
Byron Young	Rams	OLB	4

** - denotes practice squad*
^ - denotes reserve/IR

list is as of Oct. 18

NOTEBOOK

- **Brandon** was the third true freshman QB **Josh Heupel** has started as a head coach. At Tennessee, Nico Iamaleava's one true freshman start was the 2024 Citrus Bowl as the Vols defeated Iowa, 35-0. At UCF, Dillon Gabriel started the final 12 games of the 2019 season. Gabriel, now with the Cleveland Browns, produced a 9-3 record and led a UCF offense that ranked second nationally (540.5).
- **Brandon** is the first UT quarterback to wear the No. 11 since Joshua Dobbs did so from 2013-16. Dobbs is in his 10th NFL season and is the backup QB for the Detroit Lions.
- At 18 years, three months and four days old on Sept. 5 against Furman, **Brandon** was the youngest quarterback to ever start a Tennessee game in history. Erik Ainge was previously the youngest at 18 years, three months and 20 days in 2004. Peyton Manning was 18 years, six months and eight days during his first start as a true freshman in 1994. Brandon was born on June 1, 2008.

IMPACT NEW TRANSFERS IN 2026

- Tennessee brought in **20** transfers in January, and all of them went through spring practice. These are the new FBS transfers:

DB • **DJ Burks** • 5th • App State safety who was third on the team in tackles with 73 last year
LB • **Amare Campbell** • Sr. • Penn State starting LB and 2025 All-Big Ten Third Team with team-high 103 tackles
WR • **Ian Duarte** • Sr. • Idado State WR/ret. specialist, started 12 games last season with 46 rec., 521 yds, 3 TD
DL • **Xavier Gilliam** • Jr. • Penn State starting DT who had 15 tackles, 2 TFL, 0.5 sacks in 13 games in 2025
RB • **Javin Gordon** • So. • Tulane starting RB who rushed for 128 att., 516 yds, 5 TD, 4.03 ypc with 6 starts
DB • **Isaiah Hardge** • Sr. • Colorado DB who had 15 tackles, 1 TFL, 1 FR last year
OL• **Donovan Haslam** • 5th • West Virginia guard who started final 5 games last season
LS • **Blake Howard** • Sr. • Eastern Kentucky long snapper the last two seasons
DB • **Dejuan Lane** • Jr. • Penn State safety who had 30 tackles, 2.5 TFL, 1 sack in 13 games with 3 starts
DB • **Kayin Lee** • Sr. • Auburn starting CB who started 25 games in 3 years, did not allow a TD last year
TE • **Drake Martinez** • Sr. • UT Martin TE with 16 rec., 142 yds, 2 TD in 11 games last year
DB • **Tevis Metcalf** • Jr. • Michigan DB who rejoins his brother TJ
DB • **TJ Metcalf** • Sr. • Michigan safety who rejoins his brother Tevis, 58 tackles in 13 starts last year
DB • **Qua Moss** • Sr. • Kansas State safety, started 10 games last year with 41 tackles, one sack, two INT
DL • **Jordan Norman** • Sr. • Tulane defensive end who had 28 tackles, 8 TFL, 6 sacks last year
K • **Cooper Ranvier** • Jr. • Louisville kicker who was third-team All-Big Ten, 21-of-25 on field goals last year
DB • **Jadais Richard** • Sr. • Miami cornerback is out for the year after injury in summer
QB • **Ryan Staub** • Sr. • Colorado quarterback who will be the Vols' No. 3, 30-of-55, 427 yds, 3 TD last year
TE • **Trent Thomas** • Sr. • South Alabama tight end, physical in the blocking game, 4 rec., 34 yds last year
OL • **Ory Williams** • Jr. • LSU offensive tackle who played in 12 games with two starts last year

- In addition, the Vols signed **27** freshmen as part of its signing class, and **25** of those enrolled in January and went through spring practice.
- Including the 20 transfers, the 27 freshmen and some additional newcomers in June, Tennessee boasts **54** new faces on the 2026 roster.

WINNING THE TURNOVER BATTLE

- In **Josh Heupel's** 72 games as Tennessee's head coach, the Vols have won the turnover battle 34 times, lost it 18 times and pushed it 20 times.
- The Vols own a 27-6 record when winning the turnover battle in his tenure.
- Tennessee owns a +33 combined turnover margin during **Heupel's** tenure. The +0.46 margin per game from 2021-present ranks eighth nationally and is first in the SEC.
- Tennessee was +4 in turnover margin last season, which ranked fifth in the SEC.
- The Vols are +3 in 2026, which is tied for fourth in the SEC. They have won the turnover battle against Georgia Tech, Texas, Auburn and Alabama and lost it against Furman and Arkansas (both at -2).

TIGHT ENDS THRIVE IN HEUPEL SYSTEM

- In the **Josh Heupel** era (since 2021), tight ends have accounted for 38 touchdowns - 31 receiving and seven rushing. For perspective in the five years prior to Heupel (2016-20), Vol tight ends scored 11 combined touchdowns.
- Tight ends have scored touchdowns in three of the Vols' first seven games. **Ethan Davis** caught two - against Furman and Georgia Tech. Davis is out for the remainder of the season with a knee injury he sustained at Georgia Tech in Week 2.
- Tight ends stepped up in a huge way in the road win at Arkansas on Oct. 10. Transfer **Trent Thomas** caught his first touchdown as a Vol on a 5-yard pass from **George MacIntyre** to put Tennessee on the board in the second quarter. **DaSaahn Brame** logged a career-best three catches for 87 yards, including a 68-yarder in the fourth quarter, which was Tennessee's longest pass play of the year. Three plays later on third and goal, Brame plunged over the top for a 1-yard rushing score to give the Vols the lead. It was his first career touchdown as well.
- **Brame** is the Vols' third leading receiver this season with 12 catches for 169 yards.
- Tight ends have accounted for points in four of seven games for the Vols. True freshman **Luca Wolf** got into the scoring act with a successful two-point conversion rush in the first quarter against Kennesaw State Week 3.

NOTEBOOK

SPECIAL TEAMS TOUCHDOWNS

- Tennessee notched its fifth special teams return touchdown in the **Josh Heupel** era (2021-present) in the loss to then-No. 1 Texas on Sept. 26. Three have been via punt return and two have been via kickoff return. **Evan Crabtree** oversees the Vols' special teams efforts.
- DB **Qua Moss** returned a punt 57 yards for a touchdown with 11:14 left in the third quarter against the Longhorns. The return was the longest of his collegiate career, as well as his first career touchdown. Moss' punt return was the longest by a Volunteer since Dee Williams had a 73-yarder at Vanderbilt on Nov. 26, 2022. Williams had the most recent one by a Volunteer versus Texas A&M on Oct. 14, 2023.

Special Teams Return Touchdowns In The Josh Heupel Era (2021-present)

Opponent	Date	Play
South Alabama	11/20/21	Velus Jones Jr. 96-yard kickoff return from UT 4-yard line (2Q)
Vanderbilt	11/26/22	Dee Williams 73-yard punt return from UT 27-yard line (2Q)
Texas A&M	10/14/23	Dee Williams 39-yard punt return from A&M 39-yard line (3Q)
Illinois	12/30/25	Joakim Dodson 94-yard kickoff return from UT 6-yard line (4Q)
#1 Texas	9/26/26	Qua Moss 57-yard punt return from UT 43-yard line (3Q)

TRUE FRESHMAN QUARTERBACK SINGLE-GAME SUPERLATIVES

Below is a listing of Tennessee all-time freshmen QB superlatives:
Completions: 27, Tyler Bray vs. North Carolina (12/30/2010)
Passing Yards: 362, Casey Clausen vs. Kentucky (11/18/2000)
Passing Touchdowns: 5 (2x) - Tyler Bray at Memphis (11/6/2010), Casey Clausen vs. Arkansas (11/11/2000)
Rushing Yards: 68, Faizon Brandon vs. Furman (9/5/2026)
Rushing Touchdowns: 3, Nico Iamaleava vs. Iowa (1/1/2024)
Touchdowns Accounted For: 5, Faizon Brandon vs. Furman (9/5/2026)

MULTIPLE 100-YARD RECEIVERS IN SAME GAME

- Seven times in the **Josh Heupel** era (since 2021) have the Vols produced multiple 100-yard receivers in the same game. Tennessee achieved that feat three times last year, and both **Braylon Staley** and **Mike Matthews** return in 2026.

Multiple 100-Yard Receivers In Same Game In Heupel Era (7)

Date	Opponent	Receivers	Result
11/20/21	South Alabama	Jones Jr. (103)/Tillman (100)	W, 60-14
10/22/22	UT Martin	Hyatt (174)/White (122)	W, 65-24
11/12/22	Missouri	Hyatt (146)/McCoy (111)	W, 66-24
11/25/23	Vanderbilt	Keyton (122)/White (110)	W, 48-24
9/6/25	ETSU	Brazzell (125)/Matthews (111)	W, 72-17
9/27/25	at. Miss. St.	Matthews (118)/Brazzell (105)	W, 41-34 OT
10/25/25	at Kentucky	Brazzell (138)/Matthews (107)/Staley (105)	W, 56-34

100-YARD RECEIVER/100-YARD RUSHER IN SAME GAME

- Nine times in the **Josh Heupel** era (since 2021) have the Vols produced a 100-yard receiver and 100-yard rusher in the same game.

100-Yard Receiver and 100-Yard Rusher In Same Game In Heupel Era (9)

Date	Opponent	Rusher/Receiver	Result
10/9/21	So. Carolina	Evans (119)/Jones Jr. (103)	W, 45-20
11/27/21	Vanderbilt	Wright (112), Small (103)/Tillman (106)	W, 45-21
12/30/21	vs. Purdue	Small (180)/Tillman (150)	L, 48-45
9/24/22	#20 Florida	Hooker (112)/McCoy (102)	W, 38-33
10/8/22	at #25 LSU	Small (127)/McCoy (140)	W, 40-13
9/30/23	So. Carolina	Wright (123)/White (104)	W, 41-20
8/31/24	Chattanooga	Sampson (124)/Thornton Jr. (105)	W, 69-3
11/9/24	Miss. State	Sampson (149)/Thornton Jr. (104)	W, 33-14
11/30/24	at Vanderbilt	Sampson (178)/Thornton Jr. (118)	W, 36-23

TENNESSEE DEBUTS

- A total of **37** different Vols made their Tennessee debut in the season opener against Furman on Sept. 5, including **19** true freshmen. The debuts included: Fr. DL **Dereon Albert,** Fr. OL **Ed Baker**, Fr. QB **Faizon Brandon**, 5th DB **DJ Burks**, Sr. LB **Amare Campbell**, Fr. DL **Breeze Carter**, Sr. WR **Ian Duarte**, Fr. DL **JJ Finch**, Fr. OL **Jeremy George-El**, Jr. DL **Xavier Gilliam**, Fr. DL **Kedric Golston II**, Fr. DL **Carter Gooden**, So. RB **Javin Gordon**, Sr. DB **Isaiah Hardge**, Fr. DL **Hezekiah Harris**, 5th **OL Donovan Haslam**, Sr. LS **Blake Howard**, Fr. WR **TK Keys**, Fr. WR **Tyreek King**, Jr. DB **Dejuan Lane**, Sr. DB **Kayin Lee**, Fr. DB **KJ McClain**, Jr. DB **Tevis Metcalf**, Sr. DB **TJ Metcalf**, Sr. DB **Qua Moss**, Sr. DL **Jordan Norman**, Fr. OL **Gabriel Osenda**, Jr. PK **Cooper Ranvier**, Fr. DL **Darryl Rivers**, Fr. DL **Nuk Simmons**, Fr. DB **Jamyan Theodore**, Jr. TE **Trent Thomas**, Sr. QB **Ryan Staub**, Fr. LB **TJ White**, Jr. OL **Ory Williams**, Fr. TE **Luca Wolf** and Fr. DB **Joel Wyatt.**
- Fr. **Brayden Rouse** became the 38th different Vol to debut this season when he saw his first action at linebacker and on special teams against Kennesaw State in Week 3. He was the 20th true freshman.
- No new players made debuts at Georgia Tech in Week 2, Week 4 against Texas, Week 5 against Auburn, Week 6 at Arkansas or Week 7 against Alabama.

FIRST-TIME TENNESSEE STARTS

- **FURMAN:** The season-opening win over Furman on Sept. 5 featured **11** players logging their first career Tennessee starts (four on offense, seven on defense): TE **DaSaahn Brame** (first collegiate start), QB **Faizon Brandon** (first collegiate start), LB **Amare Campbell** (28th collegiate start), DL **Xavier Gilliam** (third collegiate start), DB **Dejuan Lane** (fourth collegiate start), DB **Kayin Lee** (26th collegiate start), DB **TJ Metcalf** (25th collegiate start), C **Nic Moore** (first collegiate start), DB **Qua Moss** (11th collegiate start), DL **Nathan Robinson** (first collegiate start) and TE **Trent Thomas** (14th collegiate start).
- **GEORGIA TECH, TEXAS, ALABAMA:** The Vols did not have any players make their first UT starts at Georgia Tech in Week 2, Week 4 vs. Texas or Week 7 vs. Alabama.
- **KENNESAW STATE:** Tennessee had two first-time starters against Kennesaw State in Week 3. WR **Radarious Jackson**, playing in his 12th career game, made his first career start. DE **Carson Gentle** got his first career start in his 17th career game.
- **AUBURN: Tevis Metcalf**, in place of the injured **Qua Moss**, earned his first career start at nickel in the win against Auburn on Oct. 3. Although it was not first start overall, OL **Nic Moore** made his first career left guard start.
- **ARKANSAS:** Sophomore **George MacIntyre** got his first career start at quarterback and earned the victory.
- Tennessee has now had 15 players who have made their first Vol starts this season – six on offense and nine on defense.

DC JIM KNOWLES AMONG FIVE NEW COACHING STAFFERS

- **Jim Knowles** was officially named Tennessee's new defensive coordinator on Dec. 11, 2025. Knowles brings 38 years of college football experience to Rocky Top, including 18 seasons as a defensive coordinator and the last four years in the Big Ten. He has orchestrated four top 15 total defenses nationally over the last six seasons with three of those units finishing in the top four.
- **Knowles** has coordinated defenses at Penn State (2025), Ohio State (2022-24), Oklahoma State (2018-21), Duke (2011-17) and West Michigan (1997-2002). From 2022-24, Knowles was the architect of an Ohio State defense that allowed just 14.9 points per game and 278.7 yards per contest – both first in the nation over that three-year span. The Vols faced Knowles in the 2024 College Football Playoff first round.
- Three other coaches joined Knowles' defensive staff, including two from Penn State: co-defensive coordinator/secondary coach **Anthony Poindexter** and LEOs (OLB) coach **Andrew Jackson**. Poindexter, a Class of 2020 College Football Hall of Famer as a player at Virginia, was the co-DC and safeties coach at Penn State from 2021-25. Jackson was at Penn State as assistant defensive line coach last season, and he was previously the defensive line coach at West Virginia from 2021-24.
- **Derek Jones**, who coached with Knowles at Duke, serves as the cornerbacks coach. He was in the same role at Virginia Tech from 2022-25.
- **Knowles** retained SEC veteran defensive line coach **Rodney Garner** and linebackers coach **William Inge**. Garner played at Auburn from 1985-88, and also coached at Auburn from 1990-95 and 2013-20 before coming to Tennessee.
- In addition, head coach **Josh Heupel** hired Indiana strength coach **Derek Owings** as the Vols' director of sports performance, hours after the Hoosiers won the national title. Owings, the 2025 Football Scoop Strength and Conditioning Coach of the Year, was part of an IU program that went 27-2 during his tenure from 2024-25. In the Vols' offseason training program from January to May, Tennessee added 867.3 pounds of muscle mass as a team, while posting a cumulative fat loss total of 218.1 pounds. A total of 33 players added 11 pounds or more of muscle mass as measured by Dexa Scan.

NOTEBOOK

- All five offensive assistant coaches returned for the 2026 season, including offensive coordinator/quarterbacks coach **Joey Halzle**, pass game coordinator/wide receivers coach **Kelsey Pope**, tight ends coach **Alec Abeln**, offensive line coach **Glen Elarbee** and running backs coach **De'Rail Sims**.

DEFENSIVE TOUCHDOWNS

- Tennessee has tallied **15** defensive touchdowns in the **Josh Heupel** era (since 2021). They are 13-0 when recording a defensive score.
- The Vols added to that total in Week 2 when **Dejuan Lane** read a screen pass, intercepted it and returned it 41 yards for a touchdown in the second quarter at Georgia Tech. The Penn State transfer provided UT with its 12th pick six in the Heupel era. They nearly added another in the first quarter against No. 6 Alabama on **Tyree Weathersby's** fumble return, but officials reviewed the play and he was called down.

Defensive Touchdowns In Josh Heupel Era (2021-present)

Opponent	Date	Play
Tennessee Tech	9/18/21	Solon Page 31-yd interception return (3Q)
at Kentucky	11/6/21	Alontae Taylor 56-yd interception return (3Q)
Vanderbilt	11/27/21	Theo Jackson 55-yd interception return (1Q)
South Carolina	11/30/23	Kamal Hadden 28-yd interception return (2Q)
UConn	11/4/23	Tyler Baron 24-yd fumble return (2Q)
UConn	11/4/23	Jaylen McCollough 30-yd interception return (3Q)
UConn	11/4/23	Aaron Beasley 39-yard interception return (3Q)
Iowa (Citrus)	1/1/24	James Pearce Jr. 52-yard interception return (4Q)
NC State	9/7/24	Will Brooks 85-yard interception return (2Q)
Syracuse	8/30/25	Colton Hood 22-yard fumble return on Nathan Robinson strip sack (1Q)
UAB	9/20/25	Kaleb Beasley 23-yard fumble return on Boo Carter forced fumble (3Q)
at Miss. State	9/27/25	Colton Hood 23-yard interception return (1Q)
at Miss. State	9/27/25	Josh Josephs 41-yard fumble return on Tyre West strip sack (4Q)
at Kentucky	10/25/25	Edrees Farooq 45-yard interception return (1Q)
NMSU	11/15/25	William Wright 35-yard interception return (3Q)
at Georgia Tech	9/12/26	Dejuan Lane 41-yard interception return (2Q)

JACKSON ROSS, A FIELD POSITION WEAPON

- Fifth-year Australian native **Jackson Ross** is in his fourth season as the Vols' starting punter. Ross, who can punt with either foot, is a huge weapon in the field position game.
- **Ross** has logged 26 punts of 50 or more yards in his career, including four this season.
- **Ross'** career 43.6 average yards per punt ranks third in UT career history.
- **Ross** was named SEC Co-Special Teams Player of the Week following the win over Auburn on Oct. 3. Five of Ross' six punts landed inside the 11-yard line, including four inside the 10-yard line and two inside the 5-yard line. Auburn's average starting field position in the fourth quarter was its own 12-yard line. It did not return a punt the entire game. The five punts inside the 20-yard line matched his career best from Nov. 16, 2024 at Georgia.

Jackson Ross 2024 Punt Breakdown

Opponent	Punts	I20	I10	I5
Chattanooga	1	0	0	0
NC State	1	1	1	0
Kent State	0	0	0	0
at Oklahoma	8	2	1	1
at Arkansas	7	2	2	0
Florida	7	3	2	0
Alabama	4	2	2	1
Kentucky	3	1	1	0
Miss. State	3	0	0	0
at Georgia	5	5	2	0
UTEP	6	3	3	3
Vanderbilt	1	1	1	1
at Ohio State	7	1	0	0
TOTALS	**53**	**21**	**15**	**6**

Jackson Ross 2025 Punt Breakdown

Opponent	Punts	I20	I10	I5
Syracuse	4	3	0	0
ETSU	1	1	1	1
Georgia	3	2	2	1
UAB	3	2	1	0
at Miss. State	3	3	1	0
Arkansas	5	1	0	0
at Alabama	3	3	3	1
at Kentucky	3	1	1	0
Oklahoma	2	0	0	0
New Mexico St.	4	1	0	0
at Florida	2	2	2	1
Vanderbilt	4	0	0	0
Illinois	2	1	0	0
TOTALS	**39**	**20**	**11**	**4**

Jackson Ross 2026 Punt Breakdown

Opponent	Punts	I20	I10	I5
Furman	2	1	1	0
at Georgia Tech	3	1	0	0
Kennesaw State	2	1	1	0
Texas	7	1	1	0
Auburn	6	5	4	2
at Arkansas	4	2	2	0
Alabama	4	2	1	0
TOTALS	**24**	**11**	**10**	**2**

IN JOSH HEUPEL'S 108 GAMES AS A HEAD COACH (UCF & UT)

- His teams have scored 30 points 80 times (47 times at Tennessee) and own a 71-9 record when doing so (43-4 at UT).
- His teams have scored 40 points 54 times (34 times at Tennessee, 32-2).
- His teams have scored 50 points 27 times (17 times at Tennessee, 17-0).
- His teams have scored 60 points nine times (eight times at Tennessee).
- His teams have put up 400 yards of total offense in a game 86 times (52 times at Tennessee).
- His teams have put up 500 yards of total offense in a game 43 times (22 times at Tennessee).
- His teams have put up 600 yards of total offense in a game 23 times (11 times at Tennessee).
- His teams have put up 700 yards of total offense in a game five times (four at Tennessee).

Games Scoring 30+ Points Since 2018 By Active Head Coach

1. Lincoln Riley, Oklahoma, USC - 82
2. **Josh Heupel, UCF, Tennessee - 80**
3. Kirby Smart, Georgia - 79

Games Scoring 40+ Points Since 2018 By Active Head Coach

1. Lincoln Riley, Oklahoma, USC - 56
2. **Josh Heupel, UCF, Tennessee - 54**
3. Kirby Smart, Georgia - 50
4. Ryan Day, Georgia - 48
5. Dabo Swinney, Clemson - 46

VOLS RARELY LOSE BACK-TO-BACK GAMES UNDER HEUPEL

- **Josh Heupel** owns a 20-4 record following a loss in the same season as a head coach, including a 15-3 mark at Tennessee and a 5-1 record at UCF. He added to that total with the win over Auburn following the loss to No. 1 Texas.
- **Heupel** has lost back-to-back games only four times as a head coach in his nine seasons. The Vols have not lost back-to-back home games since 2021, Heupel's first season.

EXPERIENCED OFFENSIVE LINE IN 2026

- Tennessee boasts one of the most experienced offensive lines in the SEC in 2026 as four of the five primary starters return, including Freshman All-America tackle **David Sanders Jr.**, All-SEC guard **Wendell Moe Jr.**, center **Sam Pendleton** and Freshman All-America **Jesse Perry**. Guard **Sham Umarov** also started 10 games last year due to some injuries on the line.
- The Vols have eight offensive linemen who have started games at the FBS level, combining for 123 total starts:
  OG **Wendell Moe Jr.** – 42 (15 at UT)
  C **Sam Pendleton** – 26 (19 at UT)
  OG/OT **Jesse Perry** – 19 (19 at UT)
  OG **Sham Umarov** – 14 (14 at UT)
  OT **David Sanders Jr.** – 13 (13 at UT)
  OG **Donovan Haslam** – 8 (3 at UT, note also started 9 games at Austin Peay)

NOTEBOOK

OT **Ory Williams** – 2 (0 at UT)
C **Nic Moore** - 4 (4 at UT)

- **Moe Jr.** unfortunately suffered a season-ending injury in Week 4 against Texas.

METCALF BROTHERS

- **TJ** and **Tevis Metcalf** are brothers who joined the Vols in January after transferring from Michigan and Arkansas. The two started together in the secondary in the Vols' win over Auburn on Oct. 3. They were the first duo of brothers to start since the Mays brothers in 2021.

Tennessee Brothers Starting In Same Game Since 2000

Name	Opponent, Date
S TJ Metcalf/Nickel Tevis Metcalf	Auburn, 10/3/26
OL Cade Mays/C Cooper Mays	*6 Times (see below)*
	Florida, 12/5/20
	BGSU, 9/2/21
	at Florida, 9/25/21
	at Kentucky, 11/6/21
	Georgia, 11/13/21
	South Alabama, 11/20/21
TE Eli Wolf/TE Ethan Wolf	vs. Georgia Tech, 9/4/17
LB Elliott Berry/DB Evan Berry	Tennessee Tech, 11/5/16
C Cody Sullins/OL Cory Sullins	vs. Virginia Tech, 12/31/09

Tennessee Brother Duos (Since 2000)

Names	Year(s)
S TJ Metcalf/Nickel Tevis Metcalf	2026
WR Chris Brazzell II / DB Colin Brazzell	2024-25
LB Edwin Spillman / WR Nate Spillman	2024
OL/DL Trevor Duncan / LB/TE Cody Duncan	2023-24
DL Caleb Herring / LB Elijah Herring	2023
DL Kurott Garland / LB Kwauze Garland	2019-23
C Cade Mays / OL Cooper Mays	2020-21
TE Jacob Warren / LB Joshua Warren	2018
TE Eli Wolf / TE Ethan Wolf	2016-17
LB Elliot Berry / DB Evan Berry	2014-17
LB Nick Reveiz / LB Shane Reveiz	2009
C Cody Sullins / OL Cory Sullins	2008-09
TE Brad Cottam / TE Jeff Cottam	2006-07
P Britton Colquitt / P Dustin Colquitt	2004
QB Casey Clausen / QB Rick Clausen	2003

RANKING GAME

- Following its Third Saturday in October win over then-No. 6 Alabama, Tennessee moved up three spots to No. 11 in both the Associated Press Top 25 and the AFCA Coaches poll. It's the sixth consecutive week that the Vols are inside the top 15.
- Tennessee has been ranked in 71 of the last 72 weeks of the Coaches poll dating back to Sept. 11, 2022.
- The South Carolina game will be the 55th consecutive regular season game that the Vols have played as a ranked team.
- Tennessee owns a 38-6 record under **Josh Heupel** against teams who are unranked. They are 12-15 against ranked teams under his watch.
- When Tennessee is ranked, the Vols are 44-13 under **Heupel**.

HEUPEL HEAD COACHING TREE

- Since **Josh Heupel** has been a head coach (2018-present), three of his former assistants are currently head coaches at other FBS schools.
- **Heupel** faced two of those assistants in two out of the first five games this season in Kennesaw State's Jerry Mack and Auburn's Alex Golesh. He faced former assistant Jeff Lebby at Mississippi State last season. Heupel is now 3-0 against his former assistants who are head coaches.

Head Coach	School	With HC Heupel
Alex Golesh	Auburn	OC/TE at UCF (2020), OC/TE at UT (2021-22)
Jeff Lebby	Mississippi State	QB/OC at UCF (2018-19)
Jerry Mack	Kennesaw State	RB at UT (2021-23)

BACK IN ADIDAS

- On July 2, 2026, Tennessee Athletics and adidas officially began a 10-year partnership. The one-of-a-kind partnership between two giants in their respective fields makes Tennessee a flagship university among adidas' substantial roster of partner schools. adidas now serves as the official footwear, uniform, apparel and sideline partner of Tennessee Athletics.
- The two powerhouse brands previously aligned from 1995-2014. During that time, Tennessee won a national championship in football (1998) and consecutive national titles in women's basketball (2007-08), along with numerous additional athletic successes.
- Tennessee took the field in its 2026 opener in adidas uniforms for the first time since beating Iowa in the Gator Bowl on Jan. 2, 2015.
- Inspired by the classic, block athletic numbers so familiar to the Vols' rich football history, fans will notice bold numerals on the jerseys.
- The text from one of the Vols' oldest and most famous pregame traditions is now emblazoned on the inside of each uniform collar - "I Will Give My All for Tennessee Today."

SOLD OUT: 70,500 SEASON TICKETS PURCHASED AGAIN

- Tennessee exhausted its football season ticket inventory for the fourth straight season with 70,500 purchased.
- The Vols have a season ticket wait list of over 30,000 entering the 2026 campaign. Tennessee has produced a departmental record 97 percent season ticket renewal rate in back-to-back years.
- Tennessee's sellout streak extended to 32 straight games for the Alabama contest.

Tennessee Athletics Strategic Plan Football Season Ticket Goals

Year	Goal	Actual Sold
2022-23	56,000	61,490
2023-24	61,000	70,500 (sold out)
2024-25	68,000	70,500 (sold out)
2025-26	69,000	70,500 (sold out)
2026-27	70,000	70,500 (sold out)

100 YEARS OF GENERAL NEYLAND

- On Sept. 25, 2026, the Friday before the Vols hosted Texas, represented the 100-year anniversary since Gen. Robert Neyland coached his first game as head coach of Tennessee. On Sept. 25, 1926, Neyland defeated Carson-Newman, 13-0, and thus launched one of the greatest head coaching tenures in college football history.
- The iconic Neyland coached the Vols from 1926-52, including two interruptions for military service (1935, 1941-45). Tennessee won four national championships (1938, 1940, 1950, 1951) and finished 173-31-12 under his watch, including five SEC championships.
- In 2010, a statue was dedicated to him on the west side of a stadium that bear's his name. The statue moved to the new Champions Corner on the southwest side of the stadium prior to this season.

900 ON-FIELD WINS

- In now its 130th season of football, Tennessee hit the 900 on-field victories mark fittingly against rival Alabama on the Third Saturday in October. The Volunteers became the 11th FBS program in college football history to hit the 900 on-field win mark, joining Michigan, Ohio State, Alabama, Notre Dame, Texas, Oklahoma, Penn State, Nebraska, Georgia and Southern Cal.
- Note: 11 victories from 2019-20 were vacated by the NCAA, so Tennessee's NCAA record is 888-424-54.

QUICK FACTS

Location (Founded): Knoxville, Tenn. (1794)
Conference: Southeastern
Enrollment: 41,287
Colors: Orange & White
Nickname: Volunteers
Mascot: Smokey XII
Band: Pride of the Southland
Chancellor: Donde Plowman
Director of Athletics: Danny White
Facility (Opened): Neyland Stadium (1921)
Capacity: 101,915 (Sixth-largest in CFB)
On-Field Record at Neyland: 507-146-17 (.769)
NCAA Record at Neyland: 500^-146-17 (.767)
First Year of Football: 1891 (129th season)
All-Time NCAA Record: 889^-424-54 (.669)
All-Time On-Field Record: 900-424-54 (.672)
All-Time SEC NCAA Record: 363^-240-19 (.598)
All-Time SEC On-Field Record: 371-240-19(.603)
SEC Championships: 13 (1998, 1997, 1990, 1989, 1985, 1969, 1967, 1956, 1951, 1946, 1940, 1939, 1938)
SEC Eastern Division Championships: 5 (2007, 2004, 2001, 1998, 1997)
SEC Championship Games: 5
National Championships: 6 (1998, 1967, 1951, 1950, 1940, 1938)
BCS Titles: 1 (1998)
College Football Playoff Appearances: 1 (2024)

^ - denotes 11 wins from 2019-20 were vacated by NCAA Committee on Infractions penalty ruling in July 2023

Letterwinners Returning/Lost: 50/27
Offense: 24/10
Defense: 22/16
Specialists: 4/1
Starters Returning/Lost: 11/11
Offense: 7/4
Defense: 8/34/7

Roster Breakdown
Freshmen: 33
Sophomores: 27
Juniors: 18
Seniors: 23
5th Year: 8

ACADEMIC SUCCESS

5 straight fall semesters with a program-record GPA

273 Fall SEC Academic Honor Roll accolades in the **Josh Heupel** era (since fall 2021)

80 SEC Academic Honor Roll recipients in the fall of 2025, which was second among SEC teams

87 players named to the Dean's List in the spring of 2026 (3.0 GPA or higher)

300-YARD PASSERS, 100-YARD RUSHERS, 100-YARD RECEIVERS

100-YARD RUSHING PERFORMANCES

DeSean Bishop (8 career, 4 in 2026)

Yds	Opponent	Date	Score
220	Auburn	10/3/26	W, 24-14
159	#6 Alabama	10/17/26	W, 26-10
147	at Georgia Tech	9/12/26	W, 45-24
146	Arkansas	10/11/25	W, 34-31
138	at Arkansas	10/10/26	W, 24-17
123	at #6 Alabama	10/18/25	L, 20-37
120	Kent State	9/14/24	W, 71-0
116	at Florida	11/22/25	W, 31-11

Daune Morris (1 career, 1 in 2026)

Yds	Opponent	Date	Score
116	Kennesaw State	9/19/26	W, 42-9

100-YARD RECEIVING PERFORMANCES

Ian Duarte (2 career)

Yds	Opponent	Date	Score
*123	Western Oregon	9/7/24	W, 50-10
*105	at UNLV	8/23/25	L, 31-38

** - at Idaho State*

Mike Matthews (4 career, 1 in 2026)

Yds	Opponent	Date	Score
132	Furman	9/5/26	W, 56-9
111	ETSU	9/6/25	W, 72-17
107	at Kentucky	10/25/25	W, 56-34
105	at Mississippi State	9/27/25	W, 41-34 (OT)

Braylon Staley (2 career)

Yds	Opponent	Date	Score
109	Arkansas	10/11/25	W, 34-31
105	at Kentucky	10/25/25	W, 56-34

GRADUATES

• A total of nine Volunteers on the 2026 team have already earned their degrees:

Name	Degree	School Earned
Hunter Barnes	Kinesiology	Tennessee (May 2026)
Bennett Brady	Sport Management	Tennessee (Dec. 2025)
DJ Burks	Economics	Appalachian State (Aug. 2026)
Arion Carter	Public Health	Tennessee (Aug. 2026)
Deon Hardin	Communication & Information	Tennessee (May 2026)
Drake Martinez	Retail & Merchandising Mgmt	UT Martin (May 2026)
Nathan Robinson	Kinesiology	Tennessee (May 2026)
Jackson Ross	Sport Management	Tennessee (May 2026)
Josh Turbyville	Marketing	Tennessee (Dec. 2025)

HONORING DOLLY

The Vols are honoring the legendary **Dolly Parton** this season with a sticker on the back of their helmets. Parton, an East Tennessee native, passed away on Aug. 25, 2026. Parton made a memorable appearance inside Neyland Stadium when the Vols hosted Georgia on Nov. 18, 2023, performing a rendition of "Rocky Top" after being escorted out by Peyton Manning.

"All that she's meant across the world, this country, she's certainly the Queen of East Tennessee. A lady that was extremely proud of her roots. You look at her impact, just her ability to give back. She means a lot to people across this country, but certainly here inside the state of Tennessee, too."
- Head Coach Josh Heupel on Aug. 31, 2026

HEAD COACH JOSH HEUPEL

Sixth Season • @CoachJoshHeupel



- **2022 Associated Press SEC Coach of the Year**
- **2022, 2018 National Coach of the Year Finalist**
- **2027 College Football Hall of Fame Ballot as Player**
- **Coached in three national title games and 21 postseason games**
- **Four 10-Win Seasons in Eight Years as a Head Coach**
- **22 NFL Draft picks last five seasons**
- **Won eight conference championships**
- **2000 National Champion QB and Heisman finalist**

Former national champion quarterback Josh Heupel took the reins of Tennessee football in 2021 and has guided the proud program to a national resurgence during a five-year stretch that is the best on Rocky Top in more than two decades. The 2022 Southeastern Conference Coach of the Year and two-time National Coach of the Year finalist was officially announced as Tennessee's 27th head football coach on Jan. 27, 2021, by Vice Chancellor/Director of Athletics Danny White, who he worked alongside at UCF.

Heupel owns a stellar 79-29 overall record (.731) and a 47-22 conference mark as an FBS head coach. His 79 victories since the start of the 2018 season rank fifth nationally among active FBS head coaches, and he is one of only four active FBS head coaches to lead multiple programs to New Year's Six Bowl appearances in the College Football Playoff era.

In six seasons, Heupel's remarkable revival of the Volunteers has seen him produce a 51-21 overall record, 12 victories over Top 25 teams, the school's first New Year's Six berth in the CFP era, three top-20 poll finishes and a College Football Playoff berth. Heupel's .708 winning percentage is the second-highest by a Vol coach in the last five decades. He became the fourth-quickest UT coach to reach 50 wins (71 games), trailing only Gen. Robert Neyland (55 games), Phillip Fulmer (60 games) and Bill Battle (67 games).

The Vols' on-field success has correlated in the classroom as Tennessee has shattered the program record for GPA in five consecutive fall semesters under Heupel. The Vols produced semester records for GPA in the fall of 2025 (3.26) and the spring of 2026 (3.28). UT generated a program-record 80 SEC Academic Honor Roll recipients in the fall of 2025, which ranked second among SEC teams.

HEUPEL YEAR-BY-YEAR HEAD COACHING RECORD

Year	Team	Overall	Conf.	Notable
2018	UCF	12-1	9-0^	AAC Champs, Fiesta Bowl, #11 AP, #12 Coaches
2019	UCF	10-3	6-2	Gasparilla Bowl, #24 AP, #24 Coaches
2020	UCF	6-4	5-3	Boca Raton Bowl *(COVID-19 shortened season)*
2021	Tennessee	7-6	4-4	Music City Bowl, winningest 1st-year coach in P5
2022	Tennessee	11-2	6-2	Orange Bowl champs, #6 AP, #6 Coaches
2023	Tennessee	9-4	4-4	Citrus Bowl champs, #17 AP, #17 Coaches
2024	Tennessee	10-3	6-2	College Football Playoff, #8 Coaches, #9 AP
2025	Tennessee	8-5	4-4	Music City Bowl
2026	Tennessee	6-1	3-1	#11 AP, #11 Coaches
Overall	**8th season**	**78-29(.731)***	**47-22**	**8 Postseason Games, 1 AAC Championship**
UCF	**3 seasons**	**28-8**	**20-5**	
Tennessee	**6th season**	**51-21(.708)***	**27-17**	

** - denotes COVID-19 shortened season* *^ - denotes includes The American Championship Game*

OFFENSES UNDER HEUPEL

TOTAL OFFENSE

Year	YPG	FBS	Conf.
2026 (Tennessee)	405.1	60	9
2025 (Tennessee)	466.3	7	2
2024 (Tennessee)	447.0	15	3
2023 (Tennessee)	448.1	19	4
2022 (Tennessee)	525.5	1	1
2021 (Tennessee)	474.9	9	3
2020 (UCF)	568.1	2	1
2019 (UCF)	540.5	2	1
2018 (UCF)	522.7	5	2
2017 (Mizzou)	502.2	8	1
2016 (Mizzou)	500.5	13	1

SCORING OFFENSE

Year	PPG	FBS	Conf.
2026 (Tennessee)	33.4	42	7
2025 (Tennessee)	39.8	6	1
2024 (Tennessee)	35.7	12	2
2023 (Tennessee)	31.8	36	7
2022 (Tennessee)	46.1	1	1
2021 (Tennessee)	39.3	7	2
2020 (UCF)	42.2	8	1
2019 (UCF)	43.4	5	1
2018 (UCF)	43.2	6	2
2017 (Mizzou)	37.5	14	1
2016 (Mizzou)	31.4	48	5

RUSHING

Year	YPG	FBS	Conf.
2026 (Tennessee)	217.1	19	2
2025 (Tennessee)	173.5	51	8
2024 (Tennessee)	225.9	9	1
2023 (Tennessee)	204.8	9	1
2022 (Tennessee)	199.5	26	6
2021 (Tennessee)	217.8	11	2
2020 (UCF)	210.7	25	3
2019 (UCF)	223.8	19	3
2018 (UCF)	265.2	8	3
2017 (Mizzou)	193.5	36	6
2016 (Mizzou)	205.1	38	8

PASSING

Year	YPG	FBS	Conf.
2026 (Tennessee)	188.0	110	16
2025 (Tennessee)	292.8	6	2
2024 (Tennessee)	221.2	77	12
2023 (Tennessee)	243.2	50	8
2022 (Tennessee)	326.1	5	1
2021 (Tennessee)	257.1	40	4
2020 (UCF)	357.4	4	1
2019 (UCF)	316.7	8	1
2018 (UCF)	257.5	37	4
2017 (Mizzou)	308.6	14	2
2016 (Mizzou)	295.4	20	2

THE HEUPEL FILE

PERSONAL INFORMATION
Full Name: Joshua Kenneth Heupel
Born: March 22, 1978 (age 47)
Hometown: Aberdeen, South Dakota
Education: Oklahoma, 2001 (bachelor's in business marketing)
Wife: Dawn
Children: Hannah, Jace

PLAYING HISTORY
1997: Weber State, quarterback
1998: Snow College, quarterback
1999-2000: Oklahoma, quarterback

COACHING HISTORY
2003-04: Oklahoma, Graduate Assistant
2005: Arizona, Tight Ends
2006-10: Oklahoma, Quarterbacks
2011-14: Oklahoma, Co-Offensive Coordinator/ Quarterbacks
2015: Utah State, Assistant Head Coach/ Offensive Coordinator/Quarterbacks
2016-17: Missouri, Offensive Coordinator/QBs
2018-20: UCF, Head Coach
2021-present: Tennessee, Head Coach

NATIONAL CHAMPIONSHIPS (1)
2000 – Oklahoma (player)

CONFERENCE CHAMPIONSHIPS (8)
2018 AAC – UCF (head coach)
2012 Big 12 – Oklahoma (co-offensive coordinator/QBs)
2010 Big 12 – Oklahoma (quarterbacks)
2008 Big 12 – Oklahoma (quarterbacks)
2007 Big 12 – Oklahoma (quarterbacks)
2006 Big 12 – Oklahoma (quarterbacks)
2004 Big 12 – Oklahoma (graduate assistant)
2000 Big 12 – Oklahoma (player)

POSTSEASON APPEARANCES AS A COACH (21)
2025 Music City Bowl - Tennessee
2024 CFP First Round - Tennessee
2024 Citrus Bowl - Tennessee
2022 Orange Bowl - Tennessee
2021 Music City Bowl - Tennessee
2020 Boca Raton Bowl - UCF
2019 Gasparilla Bowl – UCF
2019 Fiesta Bowl – UCF
2017 Texas Bowl – Missouri
2015 Famous Idaho Potato Bowl – Utah State
2014 Russell Athletic Bowl – Oklahoma
2014 Sugar Bowl – Oklahoma
2013 Cotton Bowl – Oklahoma
2011 Insight Bowl – Oklahoma
2011 Fiesta Bowl – Oklahoma
2009 Sun Bowl – Oklahoma
2009 BCS National Championship Game – Oklahoma
2008 Fiesta Bowl – Oklahoma
2007 Fiesta Bowl – Oklahoma
2005 BCS National Championship Game Orange Bowl – Oklahoma
2004 BCS National Championship Game Sugar Bowl – Oklahoma

BOWL GAME APPEARANCES AS A PLAYER (2)
2001 BCS National Championship Game Orange Bowl – Oklahoma
1999 Independence Bowl – Oklahoma

HEUPEL ERA HIGHS

TEAM - OFFENSIVE

Rushing Yards - 458 at Missouri, 10/2/21
Rushing Yards per Attempt - 11.7 at Vanderbilt, 11/26/22
Rushing Touchdowns - 6 (2x), last vs. Kent State, 9/14/24
Passing Yards - 495 vs. UT Martin, 10/22/22
Passing Yards per Attempt - 17.5 vs. Akron, 9/17/22
Passing Touchdowns - 5 (3x), last vs. UT Martin, 10/22/22
First Downs - 41 vs. ETSU, 9/6/25
Total Plays - 105 vs. Purdue, 12/30/21
Total Offense - 740 vs. Kent State, 9/14/24
Yards Per Play - 10.0 vs. UConn, 11/4/23
Points Scored - 72 vs. ETSU, 9/6/25

TEAM - DEFENSIVE

Fewest Rushing Yards Allowed - 23 vs. UAB, 9/20/25
Fewest Passing Yards Allowed - 43 vs. Furman, 9/5/26
Fewest Total Yards Allowed - 112 vs. Kent State, 9/14/24
Fewest First Downs Allowed - 8 vs. Kent State, 9/14/24
Sacks - 7 (2x), last vs. Furman, 9/5/26
Interceptions - 4 vs. Tennessee Tech, 9/18/21
Forced Fumbles - 4 vs. Arkansas, 10/11/25
Fumbles Recovered - 3 vs. Arkansas, 10/11/25
Tackles For Loss - 15 vs. UTEP, 11/23/24
Pass Breakups - 10 vs. Syracuse, 8/30/25
QB Hurries - 16 at Pitt, 9/10/22

INDIVIDUAL - OFFENSIVE

Rushing Yards - 220, DeSean Bishop vs. Auburn, 10/3/26
Rushing Touchdowns - 4, Dylan Sampson vs. Kent State, 9/14/24
Longest Rush - 92, Tiyon Evans at Missouri, 10/2/21
Pass Completions - 29 (2x), last Joey Aguilar vs. Vanderbilt, 11/29/25
Completion % (min. 20 att.) - 85.0 (17-20), Joe Milton III at Kentucky, 10/28/23
Passing Yards - 396, Joey Aguilar at Kentucky, 10/25/25
Passing Touchdowns - 5 (2x), last Hendon Hooker vs. Alabama, 10/15/22
Longest Pass - 86, Nico Iamaleava to Dont'e Thornton Jr. at Vanderbilt, 11/30/24
Receptions - 11, Jalin Hyatt at Pitt, 9/10/22
Receiving Yards - 207, Jalin Hyatt vs. Alabama, 10/15/22
Receiving Touchdowns - 5, Jalin Hyatt vs. Alabama, 10/15/22

INDIVIDUAL - DEFENSIVE

Total Tackles - 20, Jeremy Banks vs. Purdue, 12/30/21
Sacks - 3.0, Xavier Gilliam vs. Furman, 9/5/26
Tackles for Loss - 5.0 (2x), last Xavier Gilliam vs. Furman, 9/5/26

INDIVIDUAL - SPECIAL TEAMS

Longest Kick Return - 96, Velus Jones Jr. vs. South Alabama, 11/20/21
Kick Return Touchdowns - 1 (2x), last Joakim Dodson vs. Illinois, 12/30/25
Longest Punt Return - 73, Dee Williams at Vanderbilt, 11/26/22
Punt Return Touchdowns - 1 (4x), last Qua Moss vs. Texas, 9/26/26
Blocked Kicks - 2 (2x), last at Florida (1 FG, 1 PAT), 9/16/23
Punts Blocked - 1 (7x), last Justin Baker at Georgia Tech, 9/12/26
Longest Punt - 71, Jackson Ross at Alabama, 10/21/23
Longest Field Goal - 53, Max Gilbert vs. ETSU, 9/6/25

FAST. FUN. REAL.

600 Yards of Total Offense

at Missouri (683) - 10/2/21
vs. Purdue (666) - 12/30/21
Akron (676) - 9/17/22
UT Martin (696) - 10/22/22
Missouri (724) - 11/12/22
UConn (650) - 11/4/23
Vanderbilt (617) - 11/25/23
Chattanooga (718) - 8/31/24
Kent State (740) - 9/14/24
ETSU (717) - 9/6/25
Furman (638) - 9/5/26

275 Yards Rushing

Bowling Green (331) - 9/2/21
at Missouri (458) - 10/2/21
Vanderbilt (285) - 11/27/21
vs. Purdue (288) - 12/30/21
at Vanderbilt (362) - 11/26/22
vs. Virginia (287) - 9/2/23
UTSA (303) - 9/23/23
UConn (275) - 11/4/23
Chattanooga (304) - 8/31/24
Kent State (456) - 9/14/24
Furman (329) - 9/5/26
at Georgia Tech (299) - 9/12/26

375 Yards Passing

vs. Purdue (378) - 12/30/21
Akron (438) - 9/17/22
#3 Alabama (385) - 10/15/22
UT Martin (495) - 10/22/22
Missouri (460) - 11/12/22
UConn (375) - 11/4/23
Vanderbilt (449) - 11/25/23
Chattanooga (414) - 8/31/24
ETSU (458) - 9/6/25
at Kentucky (396) - 10/25/25
#18 Oklahoma (393) - 11/1/25

60 Point Games

at Missouri (62) - 10/2/21
South Alabama (60) - 11/20/21
Akron (63) - 9/17/22
UT Martin (65) - 10/22/22
Missouri (66) - 11/12/22
Chattanooga (69) - 8/31/24
Kent State (71) - 9/14/24
ETSU (72) - 9/6/25

12 Ranked Wins

at #18 Kentucky - 11/6/21
at #17 Pitt - 9/10/22
#20 Florida - 9/24/22
at #25 LSU - 10/8/22
#3 Alabama - 10/15/22
#19 Kentucky - 10/30/22
vs. #7 Clemson - 12/30/22
vs. #17 Iowa - 1/1/24
vs. #24 NC State - 9/7/24
at #15 Oklahoma - 9/21/24
#7 Alabama - 10/19/24
#6 Alabama - 10/17/26

TEAM SINGLE-SEASON SCHOOL RECORDS UNDER HEUPEL (18)

Wins Over Ranked Teams - 6* in 2022
Points - 599 in 2022
Points Per Game - 46.1 in 2022
Total Offense - 6,832 in 2022
Total Offense Per Game - 525.5 in 2022
Yards Per Play - 7.2 in 2022
Total Touchdowns - 79 in 2022
Offensive Touchdowns - 78 in 2022
Passing Touchdowns - 38 in 2022
Rushing Touchdowns - 40 in 2022
Completion Percentage - 68.7 in 2022
Passing Efficiency - 181.4 in 2022
Passing Yards - 4,239 in 2022
Passing Yards Per Game - 326.1 in 2022
Point After Touchdowns Made - 75 in 2022
Total First Downs - 330 in 2022 and 2025
Rushing First Downs - 164 in 2021
Fewest Interceptions Thrown - 3 (2x), 2021 & 2022
* - at time of meeting; tied 1998 team

INDIVIDUAL SINGLE-SEASON SCHOOL RECORDS UNDER HEUPEL (18)

Total Offense Per Game - Hendon Hooker: 324.1 in 2022
Yards Per Play (min. 400 plays) - Hendon Hooker: 8.24 in 2022
Completion Pct. (min. 300 attempts) - Hendon Hooker: 69.6 in 2022
Passing Efficiency - Hendon Hooker: 181.4 in 2021
Consecutive Games Throwing TD Pass - Hendon Hooker: 12 in 2021
Lowest INT Pct. (min. 300 attempts) - Hendon Hooker: 0.61% in 2022
Rushing Touchdowns - Dylan Sampson: 22 in 2024
Consecutive Games With a TD Rush - Dylan Sampson: 11 in 2024
Rushing Yards - Dylan Sampson: 1,491 in 2024
Receiving Yards Per Game - Jalin Hyatt: 105.6 in 2022
Receiving Touchdowns - Jalin Hyatt: 15 in 2022
Consecutive Games with a TD Catch - Cedric Tillman: 7 in 2021
Points By Kicking - Chase McGrath: 118 in 2022
Point After Touchdowns Made - Chase McGrath: 70 in 2022
Point After Touchdowns Attempted - Chase McGrath: 72 in 2022
Percentage PATs Made - Chase McGrath: 100.0 (66 of 66) in 2021
Total Touchdowns Scored - Dylan Sampson: 22 in 2024
Points Scored - Dylan Sampson: 132 in 2024

UT SINGLE-GAME RECORDS UNDER HEUPEL (9)

Points (modern era) - 72 vs. ETSU in 2025
Total Yards (modern era) - 740 vs. Kent State in 2024
First Downs - 41 vs. ETSU in 2025
Rushing Yards per Attempt - 11.7 at Vanderbilt in 2022
Total Offense Per Play (min. 20 plays) - Hendon Hooker: 16.1 vs. Akron in 2022
Rushing Touchdowns (modern era) - Dylan Sampson: 4 vs. Kent State in 2024
Receiving Touchdowns - Jalin Hyatt: 5 vs. #3 Alabama in 2022
Modern Era Scoring - Jalin Hyatt: 30 points vs. #3 Alabama in 2022
Punting Average - Jackson Ross: 53.2 (5 for 266) at #11/8 Alabama in 2023

INDIVIDUAL CAREER RECORDS UNDER HEUPEL (7)

Total Offense Per Play (min. 900 plays) - Hendon Hooker: 7.90, 2021-22
Completion Pct. (min. 500 attempts) - Hendon Hooker: 68.8, 2021-22
Consecutive Games with a TD Pass - Hendon Hooker: 20, 2021-22
Consecutive Passes without an INT - Hendon Hooker: 261, 2021-22
Lowest Interception Pct. (min. 500 att.) - Hendon Hooker: 0.79, 2021-22
Consecutive Games with a TD Reception - Cedric Tillman: 7 in 2021
Consecutive Games with a TD Rush - Dylan Sampson: 11 in 2024

THE LAST TIME TENNESSEE...

INDIVIDUAL

OFFENSE

Rushed for 100 yards - 159, DeSean Bishop vs. Alabama, 10/17/26
Rushed for 200 yards - 220, DeSean Bishop vs. Auburn, 10/3/26
Rushed for 250 yards - 294, Chuck Webb vs. Mississippi, 11/18/89
QB Rushed for 100 yards - 112, Hendon Hooker vs. Florida, 9/24/22
Passed for 300 yards - 393, Joey Aguilar vs. Oklahoma, 11/1/25
Passed for 350 yards - 393, Joey Aguilar vs. Oklahoma, 11/1/25
Passed for 400 yards - 415, Jarrett Guarantano at Missouri, 11/23/19
Passed for 500 yards - 530, Tyler Bray vs. Troy, 11/3/12
Had 100 yards receiving - 132, Mike Matthews vs. Furman, 9/5/26
Had 150 yards receiving - 177, Chris Brazzell II vs. Georgia (OT), 9/13/25
Had 200 yards receiving - 207, Jalin Hyatt vs. Alabama, 10/15/22
Rushed for two TDs - 2, DeSean Bishop vs. Alabama, 10/17/26
Rushed for three TDs - 3, DeSean Bishop vs. Auburn, 10/3/26
Rushed for four TDs - 4, Dylan Sampson vs. Kent State, 9/14/24
Threw four TD passes - 4, Joey Aguilar vs. Georgia (OT), 9/13/25
Threw five TD passes - 5, Hendon Hooker vs. Alabama, 10/14/22
Completed 20 or more passes - 21, George MacIntyre vs. Alabama, 10/17/26
Completed 25 or more passes - 29, Joey Aguilar vs. Vanderbilt, 11/29/25
Completed 30 or more passes - 37, Tyler Bray vs. Missouri (OT), 9/29/25
Completed 10 consecutive passes - 10, Joey Aguilar at Florida, 11/22/25
Caught three TD passes - 3, Chris Brazzell II vs. Georgia (OT), 9/13/25
Caught four TD passes - 5, Jalin Hyatt vs. Alabama, 10/15/22
Caught five TD passes - 5, Jalin Hyatt vs. Alabama, 10/15/22
Caught 10+ receptions - 10, Braylon Staley at Alabama, 10/18/25
Scored four touchdowns - 4 (all rush), Dylan Sampson vs. Kent State, 9/14/24
Responsible for five touchdowns - 5 (3 pass, 2 rush), Faizon Brandon vs. Furman, 9/5/26
Responsible for six touchdowns - 6 (4 pass, 2 rush), Joe Milton III vs. Vanderbilt, 11/25/23
Had rushing + receiving TD - Star Thomas vs. UAB, 9/20/25
Had a 70-yard run - 73, Justin Baker vs. Furman, 9/5/26
Had an 80-yard run - 82, Jaylen Wright vs. UConn, 11/4/23
Had a 90-yard run - 92, Tiyon Evans at Missouri, 10/2/21
Had a 70-yard completion - 72, Joey Aguilar to Chris Brazzell II vs. Georgia (OT), 9/13/25
Had an 80-yard completion - 86, Nico Iamaleava to Dont'e Thornton Jr. at Vanderbilt, 11/30/24
Had a 90-yard completion - 90, Casey Clausen to Mark Jones vs. Georgia, 10/11/03

DEFENSE

Returned INT for TD - 41 yards, Dejuan Lane at Georgia Tech, 9/12/26
Returned a fumble for TD - 41 yards, Joshua Josephs at Mississippi State, 9/27/25 (forced by Tyre West)
Returned PAT for a score - 97 yards, Floyd Miley vs. Mississippi, 11/17/90 (blocked kick return)
Had 10+ tackles - 11, Arion Carter vs. Texas, 9/26/26
Had 15+ tackles - 15, Edwin Spillman at Kentucky, 10/25/25
Had 20+ tackles - 20, Jeremy Banks vs. Purdue (OT), 12/30/21
Recorded three sacks - 3.0, Xavier GIlliam vs. Furman, 9/5/26
Recorded four sacks - 4.0, Darrell Taylor vs. Kentucky, 11/10/18
Recorded three tackles for loss - 5.0, Xavier Gilliam vs. Furman, 9/5/26
Recorded four tackles for loss - 5.0, Xavier Gilliam vs. Furman, 9/5/26
Recorded five tackles for loss - 5.0, Xavier Gilliam vs. Furman, 9/5/26
Forced two fumbles - 2, Edrees Farooq vs. Oklahoma, 11/1/25
Intercepted two passes - 3, Bryce Thompson vs. UAB, 11/2/19
Intercepted three passes - 3, Bryce Thompson vs. UAB, 11/2/19
Made interception on first play of the game - Tamarion McDonald vs. Ball State, 9/1/22

SPECIAL TEAMS

Returned onside kick for TD - 44, Bret Smith at South Carolina, 10/30/04
Returned opening kickoff for TD - 91, Ty Chandler vs. Indiana State, 9/9/17
Returned conventional kickoff for TD - 94, Joakim Dodson vs. Illinois, 12/30/25
Returned kickoff 100 yards - Evan Berry at South Carolina, 10/29/16
Returned punt for TD - 57, Qua Moss vs. Texas, 9/26/26
Returned a blocked punt for TD - 13, Jordan Ross vs. Chattanooga, 8/31/24
Returned punt at least 75 yards - 82, Marquez Callaway vs. Charlotte, 11/4/18 (TD)
Had a rushing + punt return TD in same game - Alvin Kamara vs. WCU, 9/19/15 (2, 50)
Had a 60-yard punt - 71, Jackson Ross at Alabama, 10/21/23
Made four FGs - 4, Cooper Ranvier vs. Alabama, 10/17/26
Made a 50-yard FG - 50, Max Gilbert vs. Arkansas, 10/11/25

TEAM

OFFENSE

Rushed for more than 300 yards - 329 vs. Furman, 9/5/26 (47 att.)
Rushed for more than 400 yards - 456 vs. Kent State, 9/14/24 (55 att.)
Passed for more than 300 yards - 309 vs. Furman, 9/5/26 (27 att.)
Passed for more than 400 yards - 458 vs. ETSU, 9/6/25 (52 att.)
Had more than 500 yards total offense - 638 vs. Furman, 9/5/26 (309 pass, 329 rush)
Had more than 600 yards total offense - 638 vs. Furman, 9/5/26 (309 pass, 329 rush)
Had more than 700 yards total offense - 717 vs. ETSU, 9/6/25 (458 pass, 259 rush)
Scored 50 points - 56 vs. Furman, 9/5/26 (Score: 56-9)
Scored 60 points - 72 vs. ETSU, 9/6/25 (Score: 72-17)
Scored 70 points - 72 vs. ETSU, 9/6/25 (Score: 72-17)
Scored 30+ points in a quarter - 37 vs. Kent State, 9/14/24 (first quarter)
Scored 35+ points in a quarter - 37 vs. Kent State, 9/14/24 (first quarter)
Failed to rush for 100 yards - 70 vs. Texas, 9/26/26 (44 att.)
Failed to pass for 100 yards - 86 vs. Auburn, 10/3/26 (11-of-18, 1 int.)
Failed to get a first down - vs. Auburn, 9/27/58 (Score: Auburn 13-0)
Committed no turnovers - vs. Texas, 9/26/26
Two players with 100 yards rushing - D. Bishop (120) & D. Sampson (101) vs. Kent State, 9/14/24
Three players with 100 yards rushing - J. Stewart (145), A. Hayden (115), M. Phillips (107) vs. Vanderbilt, 11/30/91
Two players w/ 100 yards passing - J. Aguilar (288), J. Merklinger (118) vs. ETSU, 9/6/25
Two players w/ 100 yards receiving - C. Brazzell II (138), M. Matthews (107), B. Staley (105) at Kentucky, 10/25/25
Three players w/ 100 yards receiving - C. Brazzell II (138), M. Matthews (107), B. Staley (105) at Kentucky, 10/25/25

DEFENSE

Held opponent to fewer than 100 yards rushing - 54 vs. Alabama, 10/17/26 (26 att.)
Held opponent to fewer than 100 yards passing - 43 vs. Furman, 9/5/26 (11-of-22)
Held opponent to fewer than 100 yards total offense - 83 vs. WKU, 9/5/09 (34 rush, 49 pass)
Held opponent to fewer than 200 yards total offense - 112 vs. Kent State, 9/14/24 (54 rush, 58 pass)
Held opponent without a TD - vs. Kennesaw State, 9/19/26 (Score: Tennessee 42-9)
Scored a safety - at Vanderbilt, 11/30/24 (Tyre West TFL)
Scored two safeties - 2 vs. South Alabama, 11/20/21 (Kurott Garland sack, snap out of end zone)
Forced opponent into five turnovers - vs. Chattanooga, 9/14/19
Intercepted four passes - vs. Tennessee Tech, 9/18/21
Intercepted five passes - vs. Western Kentucky, 9/7/13
Forced four fumbles - vs. Arkansas, 10/11/25
Recovered four fumbles - at Kentucky, 10/28/17
Scored two defensive TDs - 2 at Mississippi State, 9/27/25 (Hood INT ret., Josephs fumble ret.)
Scored three defensive TDs - 3 vs. UConn, 11/4/23 (Baron fumble ret., McCollough INT ret., Beasley INT ret.)

SPECIAL TEAMS

Never had to punt - vs. Kent State, 9/14/24
Blocked a punt - Justin Baker at Georgia Tech, 9/12/26
Returned blocked punt for TD - 13-yard return by Jordan Ross vs. Chattanooga, 8/31/24
Blocked a field goal - at Florida, 9/16/23 (Bryson Eason)
Returned blocked FG for TD - 90 vs. South Carolina, 10/28/95 (Tyrone Hines)
Returned punt and kickoff for TD in same game - at Kentucky, 10/31/15 (Evan Berry 100-yard KR; Cameron Sutton 84-yard PR)
Blocked a PAT - at Florida, 9/16/23 (Omari Thomas)
Faked a punt - at Vanderbilt, 12/12/20 (Paxton Brooks completed pass for 31 yards)
Faked punt for 1st down - at Vanderbilt, 12/12/20 (Paxton Brooks completed pass for 31 yards)
Faked a FG - vs. Missouri, 11/22/14 (P. Ashford pass to A. Ellis for touchdown)
Attempted 2-pt conversion - vs. Kennesaw State, 9/19/26 (Luca Wolf rush successful)
Scored 2-pt conversion - vs. Kennesaw State, 9/19/26 (Luca Wolf rush successful)
Attempted onside kick - vs. Texas, 9/26/26 (UT's A. Carter recovered)
Recovered onside kick - vs. Texas, 9/26/26 (UT's A. Carter recovered)

MISCELLANEOUS

Shut out an opponent - 56-0 vs. UTEP, 11/23/24
Shut out consecutive opponents - at Vanderbilt and vs. Kentucky, 11/23/02 & 11/30/02 (24-0)
Won OT game - at Mississippi State (OT), 9/27/25 (Score: UT 41-34, OT)
Lost OT Game - vs. Georgia (OT), 9/13/25 (Score: Georgia 44-41, OT)
Won game on last play - vs. Florida (OT), 10/12/24 (UT 23-17, D. Sampson 1-yd rushing TD in OT)
Lost game on last play - vs. Illinois, 12/30/25 (Score: Illinois 30-28; D. Olano 29-yd FG)
Rallied from down 10 to win - at Vanderbilt, 11/30/24 (trailed 14-0 in 1Q & won, 36-23)
Rallied from down 14 to win - at Vanderbilt, 11/30/24 (trailed 14-0 in 1Q & won, 36-23)
Beat ranked opponent - vs. #6/7 Alabama (Score: Tennessee 26-10)
Beat team ranked in top 15 - vs. #6/7 Alabama (Score: Tennessee 26-10)
Beat team ranked in top 10 - vs. #6/7 Alabama (Score: Tennessee 26-10)
Beat team ranked in top 5 - vs. #3/1 Alabama, 10/15/22 (Score: Tennessee 52-49)
Committed no penalties - vs. Austin Peay, 8/31/13

Shaded - Occurred in 2026

THE LAST TIME AN OPPONENT...

INDIVIDUAL

OFFENSE

Rushed for 100 yards - 107, Byrum Brown vs. Auburn, 10/3/26 (19 attempts)
Rushed for 200 yards - 205, Cody Schrader at Missouri, 11/11/23 (35 attempts)
Rushed for 250 yards - 282, Dexter McCluster at Mississippi, 11/14/09 (25 attempts)
QB Rushed for 100 yards - 107, Byrum Brown vs. Auburn, 10/3/26 (19 attempts)
Passed for 300 yards - 330, Cutter Boley at Kentucky, 10/25/25
Passed for 400 yards - 438, Spencer Rattler at South Carolina, 11/19/22
Passed for 500 yards - 534, Aidan O'Connell vs. Purdue (OT), 12/30/21
Had 100 yards receiving - DJ Miller (120) & Kendrick Law (103) at Kentucky, 10/25/25
Had 150 yards receiving - 177, Antwane Wells Jr. at South Carolina, 11/19/22
Had 200 yards receiving - 217, Broc Thompson vs. Purdue (OT), 12/30/21
Rushed for three TDs - 3, Sedrick Alexander vs. Vanderbilt, 11/29/25
Rushed for four TDs - 4, Dexter McCluster at Mississippi, 11/14/09
Rushed for five TDs - 5, TaQuon Marshall vs. Georgia Tech, 9/4/17
Threw four TD passes - 5, Cutter Boley at Kentucky, 10/25/25
Threw five TD passes - 5, Cutter Boley at Kentucky, 10/25/25
Threw six TD passes - 6, Spencer Rattler at South Carolina, 11/19/22
Caught three TD passes - 3, Josh Reed at LSU, 9/30/00 (overtime)
Had an 80-yard run - 85, Bo Scarbrough vs. Alabama, 10/15/16
Had an 80-yard completion - 85, Dylan Thompson to Pharoh Cooper at South Carolina (TD), 11/1/14

DEFENSE

Returned an INT for TD - 99, Zabien Brown at Alabama, 10/18/25
Returned a fumble for TD - 0, Leon Lowery Jr. vs. Illinois, 12/30/25
Recorded three sacks - 5, Colin Simmons vs. Texas, 9/26/26
Intercepted two passes - 2, DeMarkus Acy vs. Missouri, 11/17/18

SPECIAL TEAMS

Returned a kickoff for TD - 100, Junior Sherrill at Vanderbilt, 11/30/24
Returned a kickoff 100 yards - 100, Junior Sherrill at Vanderbilt, 11/30/24
Returned a punt for TD - 79, Eddie Jackson vs. Alabama, 10/15/16
Returned a blocked punt for TD - 3, Elgin Sessions at Georgia Tech, 9/12/26
Returned an extra point for score - Quinton Reese, Auburn (SEC Championship), 12/6/97 (yardage not recorded)
Returned a punt at least 75 yards - 79, Eddie Jackson vs. Alabama, 10/15/16 (TD)
Made four FGs - 4, Tate Sandell vs. Oklahoma, 11/1/25
Made a 50-yard FG - 55, Max Gilbert at Arkansas, 10/10/26

TEAM

OFFENSE

Rushed for more than 300 yards - 314 vs. Vanderbilt, 11/29/25
Rushed for more than 400 yards - 433 at Missouri, 11/11/17
Rushed for more than 500 yards - 535 vs. Georgia Tech, 9/4/17
Passed for more than 300 yards - 313 vs. New Mexico State, 11/15/25
Had more than 600 yards total offense - 606 at South Carolina, 11/19/22 (453 pass, 153 rush)
Scored 50 points - 63 at South Carolina, 11/19/22 (Score: South Carolina 63-38)
Scored 60 points - 63 at South Carolina, 11/19/22 (Score: South Carolina 63-38)
Scored 70 points - 70 at Trinity (present-day Duke), 11/4/1893 (Score: Trinity 70-0)
Failed to rush for 100 yards - 54 vs. Alabama, 10/17/26 (26 att.)
Failed to pass for 100 yards - 43 vs. Furman, 9/5/26 (11-of-22)
Two players with 100 yards rushing - Vanderbilt, Diego Pavia (165) & Sedrick Alexander (115), 11/29/25
Three players with 100 yards rushing - Mississippi, P. Hofer (119), J. Reed (115), M. Sweet (103), 11/15/75
Two players with 100 yards passing - Alabama, Jalen Hurts (198) & Tua Tagovailoa (134), 10/21/17
Two players with 100 yards receiving - at Kentucky, DJ Miller (120) & Kendrick Law (103), 10/25/25

DEFENSE

Held Tennessee to fewer than 100 yards rushing - 70 vs. Texas, 9/26/26 (44 att.)
Held Tennessee to fewer than 100 yards passing - 86 vs. Auburn, 10/3/26 (11-of-18, 1 int.)
Held Tennessee to fewer than 100 yards total offense - 59 vs. Alabama, 10/18/80
Held Tennessee without TD - at Florida, 9/21/19 (Score: Florida, 34-3)
Scored a safety - at Alabama, 10/18/25 (Joey Aguilar grounding in end zone)

SPECIAL TEAMS

Never had to punt - at Kentucky, 11/6/21 (11 off. possessions in 42-45 loss)
Blocked a punt - at Georgia Tech, 9/12/26 (Trae Stevenson Jr.)
Returned a blocked punt for TD - 3, at Georgia Tech, 9/12/26 (Elijah Sessions)
Blocked a FG - at Missouri, 11/23/19 (blocked by Jordan Elliot)
Blocked two FGs - at Alabama, 10/24/09 (Terrence Cody blocked both)
Returned punt and kickoff for TD in same game - Auburn, 11/9/13 (Chris Davis 85-yard punt return; Corey Grant 90-yard kickoff return)
Faked a punt - at Mississippi State, 9/27/25 (Sam West rush 15 yards, successful)
Faked a punt for first down - at Mississippi State, 9/27/25 (Sam West rush 15 yards, successful)
Failed 2-pt conversion - at Kentucky, 10/25/25 (C. Boley pass attempt failed)
Scored 2-pt conversion - at Florida, 11/22/25 (D. Lagway pass to T. Livingston successful)
Attempted an onside kick - at Georgia Tech, 9/12/26 (UT recovered)
Recovered an onside kick - vs. Florida, 9/24/22 (UF's Diwun Black recovered)

MISCELLANEOUS

Shut out Tennessee - 41-0 vs. Georgia, 9/30/17
Shut out Tennessee in consecutive games - at Kentucky and vs. Vanderbilt, 11/19/59 & 11/26/59 (Scores: 20-0, 14-0)
Won OT Game - vs. Georgia (OT), 9/13/25 (Score: Georgia 44-41, OT)
Lost OT game - at Mississippi State (OT), 9/27/25 (Score: UT 41-34, OT)
Beat a ranked Tennessee team - vs. Texas, 9/26/26 (Score: #1/1 TEX 20, #14/13 UT 17)
Beat a Tennessee team ranked in the top 15 - vs. Texas, 9/26/26 (Score: #1/1 TEX 20, #14/13 UT 17)
Beat a Tennessee team ranked in the top 5 - at Arkansas, 10/5/24 (Score: ARK 19, #4 UT 14)

Shaded - Occurred in 2026

GAME RECAPS

GAME 1

Furman	**9**
#20/18 Tennessee	**56**

Sept. 5, 2026
Neyland Stadium
Knoxville, Tenn.
Attendance: 101,915
Time: 3:32 p.m. ET • Duration: 3:20

Tennessee

RUSHING	Att.	Gain	Loss	Net	TD	Long	Avg.
DeSean Bishop	14	98	1	97	1	20	6.9
Justin Baker	3	89	0	89	1	73	29.7
Faizon Brandon	10	76	8	68	2	22	6.8
Javin Gordon	10	52	5	47	0	24	4.7
Daune Morris	5	20	0	20	0	8	4
Hunter Barnes	4	12	0	12	0	6	3
Team	1	0	4	-4	0	0	-4

PASSING	Cmp.	Att.	Yds.	TD	Int.	Long	Sacks
Faizon Brandon	13	17	226	3	0	57	1
George MacIntyre	5	7	56	1	0	22	0
Ryan Staub	3	3	27	0	0	11	0

RECEIVING	No.	Yds.	TD	Long
Mike Matthews	4	132	2	57
Radarious Jackson	3	38	0	25
TK Keys	2	29	1	22
Travis Smith Jr.	2	22	0	15
Javin Gordon	1	18	0	18
Ethan Davis	1	17	1	17
Nathan Roberts	2	16	0	11
Trent Thomas	2	13	0	7
Deon Hardin	1	11	0	11
Braylon Staley	2	8	0	5
Tyreek King	1	5	0	5

PUNTING	No.	Yds.	Avg.	Long	I20	TB	50+
Jackson Ross	2	89	44.5	52	1	0	1

	Punts			Kickoffs			Interceptions		
ALL RETURNS	No.	Yds.	Lg.	No.	Yds.	Lg.	No.	Yds.	Lg.
Qua Moss	1	12	12	0	0	0	0	0	0
Joakim Dodson	0	0	0	1	20	20	0	0	0
Daune Morris	0	0	0	1	23	23	0	0	0

Furman

RUSHING	Att.	Gain	Loss	Net	TD	Long	Avg.
Isaiah Davis	8	116	3	113	1	34	14.1
Jerrod Williams Jr.	1	20	0	20	0	20	20
CJ Nettles	4	16	1	15	0	7	3.8
Emmett Grzebin	3	13	0	13	0	7	4.3
Ben Croasdale	2	7	0	7	0	4	3.5
C.J. Stokes	2	6	1	5	0	6	2.5
Connor Ackerley	2	4	1	3	0	4	1.5
Jake Garcia	12	34	32	2	0	17	0.2
Daniel Haughton	1	1	0	1	0	1	1
Team	1	0	2	-2	0	0	-2

PASSING	Cmp.	Att.	Yds.	TD	Int.	Long	Sacks
Jake Garcia	8	17	36	0	0	9	6
Connor Ackerley	3	5	7	0	0	3	0

RECEIVING	No.	Yds.	TD	Long
Daniel Haughton	4	13	0	9
Preston Ross	2	11	0	6
CJ Nettles	0	9	0	9
Ethan Harris	1	6	0	6
Devin Hester Jr.	1	3	0	3
Isaiah Davis	1	3	0	3
Connor Morin	1	1	0	1
C.J. Stokes	1	-3	0	0

PUNTING	No.	Yds.	Avg.	Long	I20	TB	50+
William Pendergrass	6	246	41	47	1	1	0
Dylan Gomez	2	86	43	48	0	0	0

FIELD GOALS	Att.	Made	Long	Kicks
Nathan Chapman	1	1	50	50G

Key: G=Good, WL=Wide Left, WR=Wide Right, S=Short, B=Blocked

	Punts			Kickoffs			Interceptions		
ALL RETURNS	No.	Yds.	Lg.	No.	Yds.	Lg.	No.	Yds.	Lg.
Caleb Easterling	0	0	0	1	16	16	0	0	0
Joshua Tarver	0	0	0	1	19	19	0	0	0
Devin Hester Jr.	0	0	0	1	16	16	0	0	0

Brandon Ties UT Rookie Record In Win Over Furman

Freshman quarterback **Faizon Brandon** accounted for five touchdowns in his collegiate debut as No. 20/18 Tennessee opened the 2026 season with a 56-9 victory over Furman before a sellout crowd of 101,915 at Neyland Stadium. Brandon completed 13-of-17 passes for 226 yards and three touchdowns while adding 68 rushing yards and two scores on 10 carries, tying the Tennessee freshman record for total touchdowns in a game. The Vols (1-0) piled up 638 yards of total offense, their 11th 600-yard performance in 66 games under head coach **Josh Heupel**. Tennessee struck first on a 17-yard touchdown pass from Brandon to **Ethan Davis**, then added three touchdowns in the second quarter. Brandon scored twice on runs of six and seven yards, while **DeSean Bishop** added a 1-yard touchdown plunge to send the Vols into halftime with a 28-0 lead. Brandon continued his standout debut after the break, connecting with **Mike Matthews** for touchdowns of 55 and 57 yards on Tennessee's first two possessions of the third quarter. Matthews finished with a career-high 132 receiving yards on four catches, while Bishop led the ground game with 97 yards and a touchdown. Sophomore **George MacIntyre** later found **TK Keys** for a 22-yard touchdown, and **Justin Baker** capped the scoring with a 73-yard touchdown run in the fourth quarter. Defensively, **Xavier Gilliam** led a dominant effort with six tackles, five tackles for loss and three sacks. **Amare Campbell** also recorded six stops, while Tennessee finished with seven sacks and limited Furman to nine points.

	1st	2nd	3rd	4th		Final
Furman	0	0	3	6	-	9
Tennessee	7	21	21	7	-	56

1st	10:42	UT	Ethan Davis 17 yd pass from Faizon Brandon (Cooper Ranvier kick)
2nd	11:14	UT	Faizon Brandon 6 yd run (Cooper Ranvier kick)
2nd	03:05	UT	DeSean Bishop 1 yd run (Cooper Ranvier kick)
2nd	00:17	UT	Faizon Brandon 7 yd run (Cooper Ranvier kick)
3rd	13:54	UT	Mike Matthews 55 yd pass from Faizon Brandon (Cooper Ranvier kick)
3rd	11:38	UT	Mike Matthews 57 yd pass from Faizon Brandon (Cooper Ranvier kick)
3rd	05:55	FUR	Nathan Chapman 50 yd field goal
3rd	01:50	UT	TK Keys 22 yd pass from George MacIntyre (Cooper Ranvier kick)
4th	13:13	FUR	Isaiah Davis 23 yd run
4th	11:40	UT	Justin Baker 73 yd run (Josh Turbyville kick)

Team Stats

	FUR	UT
FIRST DOWNS	10	29
Rushing	9	15
Passing	0	13
Penalty	1	1
NET YARDS RUSHING	177	329
Rushing Attempts	36	47
Average Per Rush	4.9	7.0
Rushing Touchdowns	1	4
Rushing Yards Gained	217	347
Rushing Yards Lost	40	18
NET YARDS PASSING	43	309
Completions-Attempts-Interceptions	11-22-0	21-27-0
Average Per Attempt	2.0	11.4
Average Per Completion	3.9	14.7
Passing Touchdowns	0	4
TOTAL OFFENSE YARDS	220	638
Total Offensive Plays	58	74
Average Gain Per Play	3.8	8.6
Fumbles: Number-Lost	1-0	2-2
Penalties: Number-Yards	5-45	7-60
PUNTS-YARDS	8-333	2-89
Average Yards Per Punt	41.6	44.5
Net Yards Per Punt	37.6	44.5
Inside 20	1	1
50+ Yards	0	1
Touchbacks	1	0
Fair Catch	3	2
KICKOFFS-YARDS	3-171	9-576
Average Yards Per Kickoff	57.0	64.0
Net Yards Per Kickoff	42.0	41.7
Touchbacks	0	6
Fair Catch Yards	2	0
Punt returns: Number-Yards-TD	0-0-0	1-12-0
Average Per Return	0.0	12.0
Kickoff returns: Number-Yards-TD	3-51-0	2-43-0
Average Per Return	17.0	21.5
Interceptions: Number-Yards-TD	0-0-0	0-0-0
Fumble Returns: Number-Yards-TD	0-0-0	0-0-0
Miscellaneous Yards	0	0
Possession Time	27:51	32:02
Third-Down Conversions	4 of 15	5 of 11
Fourth-Down Conversions	0 of 2	2 of 3
Red-Zone Scores-Chances	0-0	4-4
Touchdowns	0	4
Field goals	0	0
Sacks By: Number-Yards	1-8	7-32
PAT Kicks	0-0	8-8
2Pts Conversions	0-1	0-0
Field Goals	1-1	0-0
Points off turnovers	9	0

GAME 2

#18/18 Tennessee 45
Georgia Tech 24

Sept. 12, 2026
Bobby Dodd Stadium
Atlanta, Ga.
Attendance: 52,113
Time: 7:10 p.m. ET • Duration: 3:47

Tennessee

RUSHING	Att.	Gain	Loss	Net	TD	Long	Avg.
DeSean Bishop	20	150	3	147	2	33	7.3
Daune Morris	10	98	0	98	1	47	9.8
Javin Gordon	10	34	2	32	0	8	3.2
Faizon Brandon	5	23	1	22	0	11	4.4

PASSING	Cmp.	Att.	Yds.	TD	Int.	Long	Sacks
Faizon Brandon	10	21	148	2	0	45	1

RECEIVING	No.	Yds.	TD	Long
Radarious Jackson	3	64	0	45
Ethan Davis	2	26	1	25
Braylon Staley	1	20	1	20
Mike Matthews	2	16	0	12
DeSean Bishop	1	15	0	15
DaSaahn Brame	1	7	0	7

PUNTING	No.	Yds.	Avg.	Long	I20	TB	50+
Jackson Ross	3	134	44.7	48	1	1	0
Team	1	0	0	0	0	0	0

FIELD GOALS	Att.	Made	Long	Kicks
Cooper Ranvier	1	1	32	32G

Key: G=Good, WL=Wide Left, WR=Wide Right, S=Short, B=Blocked

	Punts			Kickoffs			Interceptions		
ALL RETURNS	No.	Yds.	Lg.	No.	Yds.	Lg.	No.	Yds.	Lg.
Qua Moss	2	1	1	0	0	0	0	0	0
Dejuan Lane	0	0	0	0	0	0	1	41	41
Jeremiah Telander	0	0	0	0	0	0	1	12	12

Georgia Tech

RUSHING	Att.	Gain	Loss	Net	TD	Long	Avg.
Justice Haynes	14	81	0	81	1	20	5.8
Malachi Hosley	6	40	0	40	0	13	6.7
Trelain Maddox	4	27	0	27	0	12	6.8
Alberto Mendoza	7	15	28	-13	0	8	-1.9

PASSING	Cmp.	Att.	Yds.	TD	Int.	Long	Sacks
Alberto Mendoza	26	40	221	1	2	22	4

RECEIVING	No.	Yds.	TD	Long
Kevin Roche Jr.	6	66	0	22
Dalen Penson	6	58	0	17
Justice Haynes	6	36	1	19
Jordan Allen	4	26	0	16
Chris Corbo	2	21	0	18
Trelain Maddox	1	9	0	9
Gavin Harris	1	5	0	5

PUNTING	No.	Yds.	Avg.	Long	I20	TB	50+
Alex Bacchetta	2	87	43.5	54	0	0	1
Team	1	5	35	35	0	0	0

FIELD GOALS	Att.	Made	Long	Kicks
Aidan Birr	1	1	30	30G

Key: G=Good, WL=Wide Left, WR=Wide Right, S=Short, B=Blocked

	Punts			Kickoffs			Interceptions		
ALL RETURNS	No.	Yds.	Lg.	No.	Yds.	Lg.	No.	Yds.	Lg.
Trae Stevenson Jr.	1	21	21	0	0	0	0	0	0
Elgin Sessions	0	3	3	0	0	0	0	0	0
Rahkeem Smith	0	0	0	1	42	42	0	0	0

#18 Vols Ramble to 45-24 Win Over Georgia Tech

No. 18/18 Tennessee overcame an early deficit to defeat Georgia Tech, 45-24, at Bobby Dodd Stadium, improving to 2-0 for the fifth consecutive season under head coach **Josh Heupel**. The Vols struck first on a 25-yard touchdown pass from **Faizon Brandon** to Atlanta native **Ethan Davis**, but Georgia Tech answered with a field goal and blocked-punt return touchdown to take a 10-7 lead late in the first quarter. Tennessee regained the lead early in the second when **Cooper Ranvier** connected on a 32-yard field goal, followed by **Dejuan Lane's** 41-yard pick-six. Brandon then found **Braylon Staley** for a 20-yard touchdown, giving the Vols a 24-10 halftime advantage. **DeSean Bishop** extended the lead with a 17-yard touchdown run in the third quarter before Georgia Tech answered with a touchdown. Bishop added a 29-yard touchdown run with 4:25 remaining in the fourth, and **Daune Morris** capped the scoring with a 47-yard touchdown run. Bishop finished with a career-high 147 rushing yards and two touchdowns on 20 carries as Tennessee totaled 299 rushing yards. **Mariyon Dye** recorded two sacks, while **Jeremiah Telander** added an interception. The victory was Heupel's 47th at Tennessee, moving him into sixth place on the program's all-time wins list. He passed Doug Dickey, who recorded 46 wins from 1964-69.

	1st	2nd	3rd	4th		Final
Tennessee	7	17	7	14	-	45
Georgia Tech	10	0	7	7	-	24

1st	12:22	UT	Ethan Davis 25 yd pass from Faizon Brandon (Cooper Ranvier kick)
1st	06:33	GT	Aidan Birr 30 yd field goal
1st	05:49	GT	Elgin Sessions 3 yd punt return (Aidan Birr kick)
2nd	14:01	UT	Cooper Ranvier 32 yd field goal
2nd	11:24	UT	Dejuan Lane 41 yd interception (Cooper Ranvier kick)
2nd	04:21	UT	Braylon Staley 20 yd pass from Faizon Brandon (Cooper Ranvier kick)
3rd	11:41	UT	DeSean Bishop 17 yd run (Cooper Ranvier kick)
3rd	07:10	GT	Justice Haynes 2 yd pass from Alberto Mendoza (Aidan Birr kick)
4th	04:25	UT	DeSean Bishop 29 yd run (Cooper Ranvier kick)
4th	01:39	GT	Justice Haynes 2 yd run (Aidan Birr kick)
4th	01:30	UT	Daune Morris 47 yd run (Cooper Ranvier kick)

Team Stats

	UT	GT
FIRST DOWNS	24	25
Rushing	15	8
Passing	7	12
Penalty	2	5
NET YARDS RUSHING	299	135
Rushing Attempts	45	31
Average Per Rush	6.6	4.4
Rushing Touchdowns	3	1
Rushing Yards Gained	305	163
Rushing Yards Lost	6	28
NET YARDS PASSING	148	221
Completions-Attempts-Interceptions	10-21-0	26-40-2
Average Per Attempt	7.0	5.5
Average Per Completion	14.8	8.5
Passing Touchdowns	2	1
TOTAL OFFENSE YARDS	447	356
Total Offensive Plays	66	71
Average Gain Per Play	6.8	5.0
Fumbles: Number-Lost	1-0	0-0
Penalties: Number-Yards	14-142	5-46
PUNTS-YARDS	4-134	3-122
Average Yards Per Punt	33.5	40.7
Net Yards Per Punt	28.5	43.7
Inside 20	1	0
50+ Yards	0	1
Touchbacks	1	0
Fair Catch	1	0
KICKOFFS-YARDS	8-520	4-260
Average Yards Per Kickoff	65.0	65.0
Net Yards Per Kickoff	37.9	40.0
Touchbacks	7	4
Fair Catch Yards	0	0
Punt returns: Number-Yards-TD	2-1-0	1-24-1
Average Per Return	0.5	24.0
Kickoff returns: Number-Yards-TD	0-0-0	1-42-0
Average Per Return	0.0	42.0
Interceptions: Number-Yards-TD	2-53-1	0-0-0
Fumble Returns: Number-Yards-TD	0-0-0	0-0-0
Miscellaneous Yards	0	0
Possession Time	28:48	31:12
Third-Down Conversions	8 of 14	7 of 13
Fourth-Down Conversions	1 of 1	0 of 2
Red-Zone Scores-Chances	3-3	3-4
Touchdowns	2	2
Field goals	1	1
Sacks By: Number-Yards	4-27	1-1
PAT Kicks	6-6	3-3
2Pts Conversions	0-0	0-0
Field Goals	1-1	1-1
Points off turnovers	7	0

GAME 3

Kennesaw State	**9**
#15/14 Tennessee	**42**

Sept. 19, 2026
Neyland Stadium
Knoxville, Tenn.
Attendance: 101,915
Time: 7:55 p.m. ET • Duration: 3:10

Tennessee

RUSHING	Att.	Gain	Loss	Net	TD	Long	Avg.
Daune Morris	14	116	0	116	1	42	8.3
Hunter Barnes	7	63	0	63	1	38	9
Faizon Brandon	11	55	8	47	1	13	4.3
DeSean Bishop	9	42	0	42	1	10	4.7

PASSING	Cmp.	Att.	Yds.	TD	Int.	Long	Sacks
Faizon Brandon	18	26	178	1	0	35	1

RECEIVING	No.	Yds.	TD	Long
Braylon Staley	4	59	1	35
Mike Matthews	4	41	0	18
Trent Thomas	1	17	0	17
DeSean Bishop	1	15	0	15
TK Keys	2	12	0	7
Radarious Jackson	2	11	0	8
Daune Morris	2	9	0	5
Luca Wolf	1	9	0	9
Travis Smith Jr.	1	5	0	5

PUNTING	No.	Yds.	Avg.	Long	I20	TB	50+
Jackson Ross	2	92	46	47	1	0	0

FIELD GOALS	Att.	Made	Long	Kicks
Cooper Ranvier	2	2	43	40G, 43G

Key: G=Good, WL=Wide Left, WR=Wide Right, S=Short, B=Blocked

	Punts			Kickoffs			Interceptions		
ALL RETURNS	No.	Yds.	Lg.	No.	Yds.	Lg.	No.	Yds.	Lg.
Qua Moss	1	24	24	0	0	0	0	0	0
Daune Morris	0	0	0	1	25	25	0	0	0

Kennesaw State

RUSHING	Att.	Gain	Loss	Net	TD	Long	Avg.
Rickie Collins	14	55	19	36	0	18	2.6
Latrelle Murrell	6	31	0	31	0	14	5.2
Triston Morgan	4	20	0	20	0	12	5
Boogie Woods III	5	13	0	13	0	6	2.6
Devin Ingram	1	2	0	2	0	2	2

PASSING	Cmp.	Att.	Yds.	TD	Int.	Long	Sacks
Rickie Collins	22	34	189	0	0	26	2

RECEIVING	No.	Yds.	TD	Long
Zion Booker	10	78	0	13
Brayden Munroe	2	34	0	26
Dylan Gary	2	27	0	14
Jamari Harrold	3	25	0	13
Javon Rogers	2	20	0	11
Navelle Dean	1	9	0	9
Latrelle Murrell	1	0	0	0
Boogie Woods III	1	-4	0	0

PUNTING	No.	Yds.	Avg.	Long	I20	TB	50+
Matthew McKenzie	5	213	42.6	51	0	0	1

FIELD GOALS	Att.	Made	Long	Kicks
Daniel Kinney	3	3	35	35G, 25G, 20G

Key: G=Good, WL=Wide Left, WR=Wide Right, S=Short, B=Blocked

	Punts			Kickoffs			Interceptions		
ALL RETURNS	No.	Yds.	Lg.	No.	Yds.	Lg.	No.	Yds.	Lg.
Triston Morgan	0	0	0	1	20	20	0	0	0

#15/14 Vols Collar Kennesaw State, 42-9

No. 15/14 Tennessee improved to 3-0 with a 42-9 victory over Kennesaw State at Neyland Stadium, closing its non-conference schedule with a balanced offensive attack and a strong defensive effort. **DeSean Bishop** opened the scoring with a 3-yard touchdown run to cap Tennessee's first 75-yard drive. After Kennesaw State answered with a field goal, **Faizon Brandon** connected with **Braylon Staley** for a 13-yard touchdown before **Luca Wolf** added a two-point conversion to make it 15-3. The Vols added two **Cooper Ranvier** field goals in the second quarter to take a 21-3 halftime lead, with **Tyree Weathersby** setting up the second kick with a fumble recovery. **Daune Morris** broke the game open in the third quarter with a 42-yard touchdown run, followed by a 5-yard keeper from Brandon that pushed the lead to 35-3. After another Kennesaw State field goal, **Hunter Barnes** scored his first career touchdown on a 3-yard run to cap Tennessee's scoring. Morris finished with a career-high 116 yards and a touchdown on 14 carries, while Tennessee totaled 268 rushing yards. Brandon added 47 rushing yards and a touchdown while completing 18 of 26 passes for 178 yards and a score. The Vols scored on seven of nine drives and held Kennesaw State to 291 total yards and no touchdowns. **Arion Carter** led Tennessee with eight tackles, including a sack and two tackles for loss. The victory came before Tennessee's 29th consecutive sellout crowd of 101,915 at Neyland Stadium.

	1st	2nd	3rd	4th		Final
Kennesaw State	3	0	0	6	-	9
Tennessee	15	6	14	7	-	42

1st	11:32	UT	DeSean Bishop 3 yd run (Cooper Ranvier kick)
1st	03:51	KSU	Daniel Kinney 35 yd field goal
1st	00:26	UT	Braylon Staley 13 yd pass from Faizon Brandon (Wolf,Luca rush)
2nd	10:34	UT	Cooper Ranvier 40 yd field goal
2nd	00:23	UT	Cooper Ranvier 43 yd field goal
3rd	11:17	UT	Daune Morris 42 yd run (Cooper Ranvier kick)
3rd	04:25	UT	Faizon Brandon 5 yd run (Cooper Ranvier kick)
4th	12:49	KSU	Daniel Kinney 25 yd field goal
4th	08:49	UT	Hunter Barnes 3 yd run (Cooper Ranvier kick)
4th	02:45	KSU	Daniel Kinney 20 yd field goal

Team Stats

	KSU	UT
FIRST DOWNS	18	26
Rushing	7	14
Passing	11	8
Penalty	0	4
NET YARDS RUSHING	102	268
Rushing Attempts	30	41
Average Per Rush	3.4	6.5
Rushing Touchdowns	0	4
Rushing Yards Gained	121	276
Rushing Yards Lost	19	8
NET YARDS PASSING	189	178
Completions-Attempts-Interceptions	22-34-0	18-26-0
Average Per Attempt	5.6	6.8
Average Per Completion	8.6	9.9
Passing Touchdowns	0	1
TOTAL OFFENSE YARDS	291	446
Total Offensive Plays	64	67
Average Gain Per Play	4.5	6.7
Fumbles: Number-Lost	2-1	2-1
Penalties: Number-Yards	9-90	3-20
PUNTS-YARDS	5-213	2-92
Average Yards Per Punt	42.6	46.0
Net Yards Per Punt	37.8	46.0
Inside 20	0	1
50+ Yards	1	0
Touchbacks	0	0
Fair Catch	4	2
KICKOFFS-YARDS	4-260	8-517
Average Yards Per Kickoff	65.0	64.6
Net Yards Per Kickoff	40.0	40.2
Touchbacks	3	7
Fair Catch Yards	0	0
Punt returns: Number-Yards-TD	0-0-0	1-24-0
Average Per Return	0.0	24.0
Kickoff returns: Number-Yards-TD	1-20-0	1-25-0
Average Per Return	20.0	25.0
Interceptions: Number-Yards-TD	0-0-0	0-0-0
Fumble Returns: Number-Yards-TD	0-0-0	0-0-0
Miscellaneous Yards	0	0
Possession Time	30:57	29:03
Third-Down Conversions	5 of 13	4 of 10
Fourth-Down Conversions	0 of 0	0 of 0
Red-Zone Scores-Chances	3-3	4-4
Touchdowns	0	4
Field goals	3	0
Sacks By: Number-Yards	1-8	2-9
PAT Kicks	0-0	4-4
2Pts Conversions	0-0	1-1
Field Goals	3-3	2-2
Points off turnovers	0	3

GAME 4

#1/1 Texas 20
#14/13 Tennessee 17

Sept. 26, 2026
Neyland Stadium
Knoxville, Tenn.
Attendance: 101,915
Time: 12:10 p.m. ET • Duration: 3:37

Tennessee

RUSHING	Att.	Gain	Loss	Net	TD	Long	Avg.
DeSean Bishop	11	34	0	34	0	7	3.1
Daune Morris	9	33	0	33	0	13	3.7
Faizon Brandon	23	75	73	2	0	16	0.1
George MacIntyre	1	1	0	1	0	1	1

PASSING	Cmp.	Att.	Yds.	TD	Int.	Long	Sacks
Faizon Brandon	17	29	145	1	0	30	10
George MacIntyre	1	3	6	0	0	6	0

RECEIVING	No.	Yds.	TD	Long
Mike Matthews	4	72	1	30
Braylon Staley	7	45	0	11
DaSaahn Brame	3	24	0	11
DeSean Bishop	3	8	0	13
Daune Morris	1	2	0	2

PUNTING	No.	Yds.	Avg.	Long	I20	TB	50+
Jackson Ross	7	324	46.3	51	1	0	1

FIELD GOALS	Att.	Made	Long	Kicks
Cooper Ranvier	1	1	33	33G

Key: G=Good, WL=Wide Left, WR=Wide Right, S=Short, B=Blocked

	Punts			Kickoffs			Interceptions		
ALL RETURNS	No.	Yds.	Lg.	No.	Yds.	Lg.	No.	Yds.	Lg.
Qua Moss	3	58	57	0	0	0	0	0	0
Daune Morris	0	0	0	2	36	19	0	0	0
Kayin Lee	0	0	0	0	0	0	1	0	0

Texas

RUSHING	Att.	Gain	Loss	Net	TD	Long	Avg.
Raleek Brown	17	72	5	67	2	10	3.9
Derrek Cooper	7	14	7	7	0	9	1
Arch Manning	11	32	33	-1	0	11	-0.1
Team	1	0	12	-12	0	0	-12

PASSING	Cmp.	Att.	Yds.	TD	Int.	Long	Sacks
Arch Manning	14	19	201	0	1	43	6

RECEIVING	No.	Yds.	TD	Long
Ryan Wingo	6	74	0	18
Emmett Mosley V	1	43	0	43
Jermaine Bishop Jr.	2	34	0	29
Cam Coleman	1	30	0	30
Raleek Brown	2	8	0	6
Derrek Cooper	1	6	0	6
Emaree Winston	1	6	0	6

PUNTING	No.	Yds.	Avg.	Long	I20	TB	50+
Mac Chiumento	7	323	46.1	54	2	1	3

FIELD GOALS	Att.	Made	Long	Kicks
Gianni Spetic	2	2	44	22G, 44G

Key: G=Good, WL=Wide Left, WR=Wide Right, S=Short, B=Blocked

	Punts			Kickoffs			Interceptions		
ALL RETURNS	No.	Yds.	Lg.	No.	Yds.	Lg.	No.	Yds.	Lg.
Ryan Niblett	4	57	20	1	21	21	0	0	0
Team	0	0	0	1	-2	0	0	0	0

#1/1 Longhorns Edge #14/13 Vols, 20-17

No. 14/13 Tennessee fought until the final play, but No. 1/1 Texas held on for a 20-17 victory before a Checker Neyland crowd of 101,915, including United States President Donald J. Trump. It was the first-ever regular season meeting between the two teams and first since the 1969 Cotton Bowl. Texas opened with a 9-yard touchdown run from Raleek Brown before Tennessee answered with a 33-yard **Cooper Ranvier** field goal. The Longhorns added a 22-yard field goal in the second quarter to take a 10-3 halftime lead. The Vols tied the game early in the third when **Qua Moss** returned a punt 57 yards for his first career touchdown. Texas regained the lead with a 44-yard field goal before Brown added a 4-yard touchdown run with 5:41 remaining in the fourth quarter to make it 20-10. Tennessee answered late, as freshman quarterback **Faizon Brandon** connected with **Mike Matthews** for a 30-yard touchdown with 1:22 remaining, capping a 12-play, 80-yard drive. **Arion Carter** then recovered the ensuing onside kick by **Jackson Ross** at the Tennessee 49, giving the Vols one final opportunity. After Brandon's deep pass into the end zone fell incomplete on the game's final play, Texas escaped with the victory. Brandon finished 17-of-29 for 145 yards and a touchdown, while the Tennessee defense limited Texas to 61 rushing yards and recorded six sacks and 10 tackles for loss. Carter led the Vols with 11 tackles, while **Tyree Weathersby** added six tackles and 2.5 sacks. ESPN College GameDay was on hand for the rare noon kickoff, including the last hour in the stadium. It was the Vols' first noon kickoff on ABC inside Neyland Stadium since Sept. 19, 1992, when they beat Florida.

	1st	2nd	3rd	4th		Final
Texas	7	3	3	7	-	20
Tennessee	3	0	7	7	-	17

1st	10:58	TEX	Raleek Brown 9 yd run (Gianni Spetic kick)
1st	07:40	UT	Cooper Ranvier 33 yd field goal
2nd	14:29	TEX	Gianni Spetic 22 yd field goal
3rd	11:14	UT	Qua Moss 57 yd punt return (Cooper Ranvier kick)
3rd	09:00	TEX	Gianni Spetic 44 yd field goal
4th	05:41	TEX	Raleek Brown 4 yd run (Gianni Spetic kick)
4th	01:22	UT	Mike Matthews 30 yd pass from Faizon Brandon (Cooper Ranvier kick)

Team Stats

	TEX	UT
FIRST DOWNS	14	22
Rushing	5	8
Passing	8	9
Penalty	1	5
NET YARDS RUSHING	61	70
Rushing Attempts	36	44
Average Per Rush	1.7	1.6
Rushing Touchdowns	2	0
Rushing Yards Gained	118	143
Rushing Yards Lost	57	73
NET YARDS PASSING	201	151
Completions-Attempts-Interceptions	14-19-1	18-32-0
Average Per Attempt	10.6	4.7
Average Per Completion	14.4	8.4
Passing Touchdowns	0	1
TOTAL OFFENSE YARDS	262	221
Total Offensive Plays	55	76
Average Gain Per Play	4.8	2.9
Fumbles: Number-Lost	2-1	2-0
Penalties: Number-Yards	11-115	7-55
PUNTS-YARDS	7-323	7-324
Average Yards Per Punt	46.1	46.3
Net Yards Per Punt	35.0	38.1
Inside 20	2	1
50+ Yards	3	1
Touchbacks	1	0
Fair Catch	0	2
KICKOFFS-YARDS	5-309	4-202
Average Yards Per Kickoff	61.8	50.5
Net Yards Per Kickoff	39.0	33.2
Touchbacks	1	2
Fair Catch Yards	23	0
Punt returns: Number-Yards-TD	4-57-0	3-58-1
Average Per Return	14.2	19.3
Kickoff returns: Number-Yards-TD	2-19-0	2-36-0
Average Per Return	9.5	18.0
Interceptions: Number-Yards-TD	0-0-0	1-0-0
Fumble Returns: Number-Yards-TD	0-0-0	0-0-0
Miscellaneous Yards	0	0
Possession Time	28:37	31:23
Third-Down Conversions	3 of 12	4 of 17
Fourth-Down Conversions	0 of 0	2 of 4
Red-Zone Scores-Chances	3-3	1-1
Touchdowns	2	0
Field goals	1	1
Sacks By: Number-Yards	10-73	6-33
PAT Kicks	2-2	2-2
2Pts Conversions	0-0	0-0
Field Goals	2-2	1-1
Points off turnovers	0	0

GAME 5

Auburn	**14**
#17/17 Tennessee	**24**

Oct. 3, 2026
Neyland Stadium
Knoxville, Tenn.
Attendance: 101,915
Time: 3:36 p.m. ET • Duration: 3:26

Tennessee

RUSHING	Att.	Gain	Loss	Net	TD	Long	Avg.
DeSean Bishop	34	225	5	220	3	44	6.5
Daune Morris	8	35	3	32	0	9	4
Justin Baker	1	2	0	2	0	2	2
George MacIntyre	1	0	1	-1	0	0	-1
Team	1	0	7	-7	0	0	-7
Faizon Brandon	4	7	16	-9	0	7	-2.2

PASSING	Cmp.	Att.	Yds.	TD	Int.	Long	Sacks
George MacIntyre	8	10	86	0	0	42	1
Faizon Brandon	3	8	0	0	1	7	2

RECEIVING	No.	Yds.	TD	Long
Mike Matthews	4	57	0	42
DaSaahn Brame	2	12	0	7
Braylon Staley	3	8	0	12
Trent Thomas	1	7	0	7
Radarious Jackson	1	2	0	2

PUNTING	No.	Yds.	Avg.	Long	I20	TB	50+
Jackson Ross	6	265	44.2	51	5	0	1

FIELD GOALS	Att.	Made	Long	Kicks
Cooper Ranvier	1	1	36	36G

Key: G=Good, WL=Wide Left, WR=Wide Right, S=Short, B=Blocked

	Punts			Kickoffs			Interceptions		
ALL RETURNS	No.	Yds.	Lg.	No.	Yds.	Lg.	No.	Yds.	Lg.
Daune Morris	1	0	0	1	24	24	0	0	0
Luca Wolf	0	0	0	1	7	7	0	0	0
Dejuan Lane	0	0	0	0	0	0	1	32	32
Tevis Metcalf	0	0	0	0	0	0	1	4	4

Auburn

RUSHING	Att.	Gain	Loss	Net	TD	Long	Avg.
Byrum Brown	19	126	19	107	1	57	5.6
Omar Mabson II	9	63	1	62	0	21	6.9
Jeremiah Cobb	4	17	0	17	0	11	4.2

PASSING	Cmp.	Att.	Yds.	TD	Int.	Long	Sacks
Byrum Brown	22	33	159	1	2	16	4

RECEIVING	No.	Yds.	TD	Long
Keshaun Singleton	7	54	0	16
Chas Nimrod	3	33	0	16
Christian Neptune	3	20	0	9
Arlis Boardingham	2	18	1	16
Jeremiah Cobb	2	14	0	7
Jonathan Echols	2	8	0	9
Omar Mabson II	2	7	0	11
Jeremiah Koger	1	5	0	5

PUNTING	No.	Yds.	Avg.	Long	I20	TB	50+
Hudson Kaak	7	291	41.6	47	3	0	0

	Punts			Kickoffs			Interceptions		
ALL RETURNS	No.	Yds.	Lg.	No.	Yds.	Lg.	No.	Yds.	Lg.
Xavier Atkins	0	0	0	0	0	0	1	1	1

Bishop's Career Day Propels #17 Vols Past Auburn

No. 17/17 Tennessee overcame a 7-3 halftime deficit to defeat Auburn, 24-14, at Neyland Stadium, fueled by a career day from senior running back **DeSean Bishop** and a stout defensive effort before a sold-out crowd of 101,915. After **Cooper Ranvier's** 36-yard field goal gave the Vols an early lead, Auburn answered with a touchdown before halftime. Tennessee took control in the third quarter, as Bishop scored on runs of 25 and 44 yards on consecutive possessions to give the Vols a 17-7 advantage. Auburn pulled within three, 17-14, early in the fourth, but Tennessee's defense came up with a critical fourth-down stop at its own 24-yard line with 7:18 remaining. Five plays later, Bishop powered in from five yards out to complete his career-high three-touchdown performance and push the lead to 24-14. Auburn threatened again late, reaching the Tennessee 12-yard line, but sophomore nickel **Tevis Metcalf** recorded his first career interception at the 1-yard line with 57 seconds remaining to seal the victory. Bishop finished with career highs of 220 rushing yards and three touchdowns on a personal-best 34 carries, posting the 12th-highest rushing total in Tennessee history. Defensively, **Dejuan Lane** recorded two sacks and an interception, while he and **Amare Campbell** led the Vols with nine tackles apiece.

	1st	2nd	3rd	4th		Final
Auburn	0	7	0	7	-	14
Tennessee	0	3	14	7	-	24

2nd	09:51	UT	Cooper Ranvier 36 yd field goal
2nd	03:48	AUB	Byrum Brown 7 yd run (Alex McPherson kick)
3rd	08:49	UT	DeSean Bishop 25 yd run (Cooper Ranvier kick)
3rd	05:15	UT	DeSean Bishop 44 yd run (Cooper Ranvier kick)
4th	10:57	AUB	Arlis Boardingham 16 yd pass from Byrum Brown (Alex McPherson kick)
4th	03:30	UT	DeSean Bishop 5 yd run (Cooper Ranvier kick)

Team Stats

	AUB	UT
FIRST DOWNS	17	17
Rushing	8	11
Passing	9	3
Penalty	0	3
NET YARDS RUSHING	186	237
Rushing Attempts	32	49
Average Per Rush	5.8	4.8
Rushing Touchdowns	1	3
Rushing Yards Gained	206	269
Rushing Yards Lost	20	32
NET YARDS PASSING	159	86
Completions-Attempts-Interceptions	22-33-2	11-18-1
Average Per Attempt	4.8	4.8
Average Per Completion	7.2	7.8
Passing Touchdowns	1	0
TOTAL OFFENSE YARDS	345	323
Total Offensive Plays	65	67
Average Gain Per Play	5.3	4.8
Fumbles: Number-Lost	1-1	3-1
Penalties: Number-Yards	11-94	4-30
PUNTS-YARDS	7-291	6-265
Average Yards Per Punt	41.6	44.2
Net Yards Per Punt	39.4	44.2
Inside 20	3	5
50+ Yards	0	1
Touchbacks	0	0
Fair Catch	4	5
KICKOFFS-YARDS	3-163	5-325
Average Yards Per Kickoff	54.3	65.0
Net Yards Per Kickoff	36.3	40.0
Touchbacks	0	5
Fair Catch Yards	23	0
Punt returns: Number-Yards-TD	0-0-0	1-0-0
Average Per Return	0.0	0.0
Kickoff returns: Number-Yards-TD	0-0-0	2-31-0
Average Per Return	0.0	15.5
Interceptions: Number-Yards-TD	1-1-0	2-36-0
Fumble Returns: Number-Yards-TD	0-0-0	0-0-0
Miscellaneous Yards	0	0
Possession Time	28:23	31:37
Third-Down Conversions	5 of 14	3 of 14
Fourth-Down Conversions	0 of 1	2 of 2
Red-Zone Scores-Chances	2-3	2-2
Touchdowns	2	1
Field goals	0	1
Sacks By: Number-Yards	3-5	4-17
PAT Kicks	2-2	3-3
2Pts Conversions	0-0	0-0
Field Goals	0-0	1-1
Points off turnovers	7	7

GAME 6

#15/14 Tennessee 24
Arkansas 17

Oct. 10, 2026
DWR Razorback Stadium
Fayetteville, Ark.
Attendance: 69,038
Time: 3:20 p.m. CT • Duration: 3:10

Tennessee

RUSHING	Att.	Gain	Loss	Net	TD	Long	Avg.
DeSean Bishop	19	140	2	138	1	59	7.3
Daune Morris	8	33	0	33	0	12	4.1
Mike Matthews	2	14	0	14	0	10	7
DaSaahn Brame	1	1	0	1	1	1	1
George MacIntyre	2	0	6	-6	0	0	-3
Team	3	0	13	-13	0	0	-4.3

PASSING	Cmp.	Att.	Yds.	TD	Int.	Long	Sacks
George MacIntyre	18	29	247	1	2	68	1

RECEIVING	No.	Yds.	TD	Long
DaSaahn Brame	3	87	0	68
Mike Matthews	4	78	0	33
Braylon Staley	7	53	0	22
Daune Morris	2	21	0	12
Trent Thomas	2	8	1	5

PUNTING	No.	Yds.	Avg.	Long	I20	TB	50+
Jackson Ross	4	190	47.5	57	2	1	1

FIELD GOALS	Att.	Made	Long	Kicks
Cooper Ranvier	2	1	49	51WL, 49G

Key: G=Good, WL=Wide Left, WR=Wide Right, S=Short, B=Blocked

	Punts			Kickoffs			Interceptions		
ALL RETURNS	No.	Yds.	Lg.	No.	Yds.	Lg.	No.	Yds.	Lg.
Qua Moss	2	20	18	0	0	0	0	0	0

Arkansas

RUSHING	Att.	Gain	Loss	Net	TD	Long	Avg.
Cam Settles	8	50	0	50	0	27	6.2
Sutton Smith	11	45	5	40	0	12	3.6
Jamari Hawkins	1	22	0	22	0	22	22
Braylen Russell	4	18	0	18	1	9	4.5
Jasper Parker	1	6	0	6	0	6	6
KJ Jackson	9	28	31	-3	0	11	-0.3

PASSING	Cmp.	Att.	Yds.	TD	Int.	Long	Sacks
KJ Jackson	15	27	155	1	0	29	2

RECEIVING	No.	Yds.	TD	Long
Chris Marshall	7	56	0	15
Monte Harrison	1	29	0	29
Ty Lockwood	2	25	0	20
CJ Brown	1	21	0	21
Cam Settles	1	9	0	9
Donovan Faupel	1	8	0	8
Jaden Platt	1	4	1	4
Braylen Russell	1	3	0	3

PUNTING	No.	Yds.	Avg.	Long	I20	TB	50+
Gavin Rush	8	322	40.2	49	2	0	0

FIELD GOALS	Att.	Made	Long	Kicks
Max Gilbert	2	1	55	38WL, 55G

Key: G=Good, WL=Wide Left, WR=Wide Right, S=Short, B=Blocked

	Punts			Kickoffs			Interceptions		
ALL RETURNS	No.	Yds.	Lg.	No.	Yds.	Lg.	No.	Yds.	Lg.
Shelton Lewis	0	0	0	0	0	0	1	11	11
Miguel Mitchell	0	0	0	0	0	0	1	0	0

Late Score Secures #15/14 Vols' Win in Fayetteville

No. 15/14 Tennessee rallied for a 24-17 road victory over Arkansas, scoring 17 points in the final 17 minutes to secure its first win in Fayetteville since 2001. The Vols opened the scoring in the second quarter when **George MacIntyre** connected with **Trent Thomas** for a 5-yard touchdown, the first of Thomas' career. Arkansas answered with two touchdowns in the third quarter to take a 14-7 lead before **Cooper Ranvier's** season-long 49-yard field goal trimmed the deficit to four. Tennessee reclaimed the lead early in the fourth quarter when **DaSaahn Brame** had a 68-yard catch-and-run before a 1-yard rushing touchdown, putting the Vols ahead 17-14. Arkansas tied the game with a 55-yard field goal with 7:20 remaining, setting the stage for **DeSean Bishop's** late heroics. Bishop broke free for a career-long 59-yard run before scoring from eight yards out with 1:57 remaining to seal the victory. He finished with 138 rushing yards and a touchdown on 19 carries. MacIntyre completed 18 of 29 passes for 247 yards and a touchdown in his first career start, while Brame recorded career highs with 87 receiving yards and three catches. The victory marked Tennessee's first in Fayetteville since 2001 and gave head coach **Josh Heupel** his 50th win at Tennessee, moving him into sole possession of fifth place on the program's all-time wins list.

	1st	2nd	3rd	4th		Final
Tennessee	0	7	3	14	-	24
Arkansas	0	0	14	3	-	17

2nd	10:03	UT	Trent Thomas 5 yd pass from George MacIntyre (Cooper Ranvier kick)
3rd	11:04	ARK	Braylen Russell 9 yd run (Max Gilbert kick)
3rd	04:28	ARK	Jaden Platt 4 yd pass from KJ Jackson (Max Gilbert kick)
3rd	01:35	UT	Cooper Ranvier 49 yd field goal
4th	12:52	UT	DaSaahn Brame 1 yd run (Cooper Ranvier kick)
4th	07:20	ARK	Max Gilbert 55 yd field goal
4th	01:57	UT	DeSean Bishop 8 yd run (Cooper Ranvier kick)

Team Stats

	UT	ARK
FIRST DOWNS	20	15
Rushing	9	6
Passing	9	8
Penalty	2	1
NET YARDS RUSHING	167	133
Rushing Attempts	35	34
Average Per Rush	4.8	3.9
Rushing Touchdowns	2	1
Rushing Yards Gained	188	169
Rushing Yards Lost	21	36
NET YARDS PASSING	247	155
Completions-Attempts-Interceptions	18-29-2	15-27-0
Average Per Attempt	8.5	5.7
Average Per Completion	13.7	10.3
Passing Touchdowns	1	1
TOTAL OFFENSE YARDS	414	288
Total Offensive Plays	64	61
Average Gain Per Play	6.5	4.7
Fumbles: Number-Lost	2-1	2-1
Penalties: Number-Yards	6-35	7-63
PUNTS-YARDS	4-190	8-322
Average Yards Per Punt	47.5	40.2
Net Yards Per Punt	42.5	37.8
Inside 20	2	2
50+ Yards	1	0
Touchbacks	1	0
Fair Catch	3	4
KICKOFFS-YARDS	5-324	4-260
Average Yards Per Kickoff	64.8	65.0
Net Yards Per Kickoff	38.0	40.0
Touchbacks	4	4
Fair Catch Yards	0	0
Punt returns: Number-Yards-TD	2-20-0	0-0-0
Average Per Return	10.0	0.0
Kickoff returns: Number-Yards-TD	0-0-0	0-0-0
Average Per Return	0.0	0.0
Interceptions: Number-Yards-TD	0-0-0	2-11-0
Fumble Returns: Number-Yards-TD	0-0-0	1-58-0
Miscellaneous Yards	0	0
Possession Time	27:56	32:04
Third-Down Conversions	4 of 13	2 of 11
Fourth-Down Conversions	0 of 0	0 of 0
Red-Zone Scores-Chances	3-4	2-4
Touchdowns	3	2
Field goals	0	0
Sacks By: Number-Yards	2-18	1-3
PAT Kicks	3-3	2-2
2Pts Conversions	0-0	0-0
Field Goals	1-2	1-2
Points off turnovers	0	7

GAME 7

#6/7 Alabama	**10**
#14/14 Tennessee	**26**

Oct. 17, 2026
Neyland Stadium
Knoxville, Tenn.
Attendance: 101,915
Time: 3:45 p.m. ET • Duration: 3:33

Tennessee

RUSHING	Att.	Gain	Loss	Net	TD	Long	Avg.
DeSean Bishop	32	159	0	159	2	20	5
Daune Morris	4	12	0	12	0	7	3
Mike Matthews	1	0	10	-10	0	0	-10
George MacIntyre	2	0	4	-4	0	0	-2
Team	2	0	7	-7	0	0	-3.5

PASSING	Cmp.	Att.	Yds.	TD	Int.	Long	Sacks
George MacIntyre	21	31	197	0	1	26	1

RECEIVING	No.	Yds.	TD	Long
Mike Matthews	7	85	0	19
DaSaahn Brame	3	39	0	26
Radarious Jackson	2	24	0	17
DeSean Bishop	3	16	0	14
TK Keys	2	13	0	9
Braylon Staley	2	10	0	7
Javin Gordon	1	7	0	7
Daune Morris	1	3	0	3

PUNTING	No.	Yds.	Avg.	Long	I20	TB	50+
Jackson Ross	4	159	39.8	44	2	0	0

FIELD GOALS	Att.	Made	Long	Kicks
Cooper Ranvier	4	4	41	29G, 33G, 41G, 34G

Key: G=Good, WL=Wide Left, WR=Wide Right, S=Short, B=Blocked

	Punts			Kickoffs			Interceptions		
ALL RETURNS	No.	Yds.	Lg.	No.	Yds.	Lg.	No.	Yds.	Lg.
Team	1	0	0	1	-5	0	0	0	0
Dejuan Lane	0	0	0	0	0	0	1	0	0
Kayin Lee	0	0	0	0	0	0	1	0	0

Alabama

RUSHING	Att.	Gain	Loss	Net	TD	Long	Avg.
Daniel Hill	7	36	2	34	0	17	4.9
Trae'shawn Brown	6	13	1	12	0	6	2
Keelon Russell	11	43	37	6	1	19	0.5
Lotzeir Brooks	1	1	0	1	0	1	1
EJ Crowell	1	1	0	1	0	1	1

PASSING	Cmp.	Att.	Yds.	TD	Int.	Long	Sacks
Keelon Russell	19	29	147	0	2	20	5

RECEIVING	No.	Yds.	TD	Long
Rico Scott	4	54	0	20
Marshall Pritchett	6	39	0	14
Lotzeir Brooks	3	26	0	11
Derek Meadows	2	8	0	5
Kaleb Edwards	2	8	0	6
Daniel Hill	1	7	0	7
Danny Lewis Jr.	1	5	0	5

PUNTING	No.	Yds.	Avg.	Long	I20	TB	50+
Alex Asparuhov	6	260	43.3	53	1	0	1

FIELD GOALS	Att.	Made	Long	Kicks
Conor Talty	1	1	42	42G

Key: G=Good, WL=Wide Left, WR=Wide Right, S=Short, B=Blocked

	Punts			Kickoffs			Interceptions		
ALL RETURNS	No.	Yds.	Lg.	No.	Yds.	Lg.	No.	Yds.	Lg.
Rico Scott	1	18	18	0	0	0	0	0	0
Dijon Lee Jr.	0	0	0	1	22	22	0	0	0
Ivan Taylor	0	0	0	0	0	0	1	14	14

#14 Vols Extend Series Home Streak Over #6/7 Tide

No. 14/14 Tennessee knocked off No. 6/7 Alabama, 26-10, at Neyland Stadium, earning its third consecutive home win over the Crimson Tide behind a dominant defensive performance and a career day from senior running back **DeSean Bishop**. The Vols built a 12-10 halftime lead on four **Cooper Ranvier** field goals, including kicks of 29, 33, 41 and 34 yards. Alabama scored its only touchdown on a 19-yard run by quarterback Keelon Russell in the second quarter. Tennessee extended its advantage in the third quarter when Bishop scored from five yards out to cap a 60-yard drive. The Vols added to their lead in the fourth after putting together a memorable 15-play, 72-yard drive that consumed 9:32, with Bishop punching in his second touchdown from the goal line to make it 26-10 with 3:17 remaining. A **Kayin Lee** interception in the end zone sealed the victory. Bishop finished with 159 rushing yards and two touchdowns on 32 carries, while **George MacIntyre** completed 21 of 31 passes for 197 yards. Tennessee's defense held Alabama scoreless in the second half, limited the Tide to 201 total yards and 54 rushing yards, and forced four turnovers. The Vols recorded five sacks, led by two apiece from **Tyree Weathersby** and **Jeremiah Telander**, while **Arion Carter** added another. The 10 points marked Alabama's lowest output in the series since 2005. Both teams wore their home uniforms in the game, restoring a tradition for the first time since the 1970 matchup in Neyland Stadium.

	1st	2nd	3rd	4th		Final
Alabama	0	10	0	0	-	10
Tennessee	9	3	7	7	-	26

1st	10:05	UT	Cooper Ranvier 29 yd field goal
1st	08:59	UT	Cooper Ranvier 33 yd field goal
1st	04:32	UT	Cooper Ranvier 41 yd field goal
2nd	10:13	ALA	Keelon Russell 19 yd run (Conor Talty kick)
2nd	05:19	UT	Cooper Ranvier 34 yd field goal
2nd	00:05	ALA	Conor Talty 42 yd field goal
3rd	05:05	UT	DeSean Bishop 5 yd run (Cooper Ranvier kick)
4th	03:17	UT	DeSean Bishop 5 yd run (Cooper Ranvier kick)

Team Stats

	ALA	UT
FIRST DOWNS	12	20
Rushing	2	10
Passing	8	9
Penalty	2	1
NET YARDS RUSHING	54	150
Rushing Attempts	26	41
Average Per Rush	2.1	3.7
Rushing Touchdowns	1	2
Rushing Yards Gained	94	171
Rushing Yards Lost	40	21
NET YARDS PASSING	147	197
Completions-Attempts-Interceptions	19-29-2	21-31-1
Average Per Attempt	5.1	6.4
Average Per Completion	7.7	9.4
Passing Touchdowns	0	0
TOTAL OFFENSE YARDS	201	347
Total Offensive Plays	55	72
Average Gain Per Play	3.7	4.8
Fumbles: Number-Lost	2-2	3-1
Penalties: Number-Yards	10-68	8-65
PUNTS-YARDS	6-260	4-159
Average Yards Per Punt	43.3	39.8
Net Yards Per Punt	43.3	37.8
Inside 20	1	2
50+ Yards	1	0
Touchbacks	0	0
Fair Catch	3	1
KICKOFFS-YARDS	3-172	7-455
Average Yards Per Kickoff	57.3	65.0
Net Yards Per Kickoff	43.3	40.4
Touchbacks	1	6
Fair Catch Yards	22	0
Punt returns: Number-Yards-TD	1-18-0	1-0-0
Average Per Return	18.0	0.0
Kickoff returns: Number-Yards-TD	1-22-0	1-(-5)-0
Average Per Return	22.0	-5.0
Interceptions: Number-Yards-TD	1-14-0	2-0-0
Fumble Returns: Number-Yards-TD	0-0-0	0-0-0
Miscellaneous Yards	0	0
Possession Time	24:16	35:44
Third-Down Conversions	2 of 13	6 of 15
Fourth-Down Conversions	1 of 3	1 of 1
Red-Zone Scores-Chances	1-2	5-5
Touchdowns	1	2
Field goals	0	3
Sacks By: Number-Yards	1-2	5-35
PAT Kicks	1-1	2-2
2Pts Conversions	0-0	0-0
Field Goals	1-1	4-4
Points off turnovers	7	0

2026 STATISTICS

OVERALL: 6-1 [SEC: 3-1 | HOME: 4-1 | AWAY: 2-0 | NEUTRAL: 0-0]

SCHEDULE & RESULTS

Date	UT Rank	Opponent	TV	Site	Time/Result	Att.	Top Rusher (A-Y-TD)	Top Passer (C-A-Y-TD)	Top Receiver (R-Y-TD)	Top Tackler
Sept. 5	20/18	Furman	SECN+	Knoxville	W, 56-9	101,915	D. Bishop (14-97-1)	F. Brandon (13-17-226-3)	M. Matthews (4-132-2)	Campbell/Gilliam (6)
Sept. 12	18/18	at Georgia Tech	ESPN	Atlanta	W, 45-24	52,113	D. Bishop (20-147-2)	F. Brandon (10-21-148-2)	R. Jackson (3-64-0)	Campbell/Carter (8)
Sept. 19	15/14	Kennesaw State	SECN	Knoxville	W, 42-9	101,915	D. Morris (14-116-1)	F. Brandon (18-26-178-1)	B. Staley (4-59-1)	A. Carter (8)
Sept. 26	14/13	#1/1 Texas*	ABC	Knoxville	L, 20-17	101,915	D. Bishop (9-33-0)	F. Brandon (17-29-145-1)	M. Matthews (4-72-1)	A. Carter (11)
Oct. 3	17/17	Auburn*	ESPN	Knoxville	W, 24-14	101,915	D. Bishop (34-220-3)	G. MacIntyre (8-10-86-0)	M. Matthews (4-57-0)	Campbell/Lane (9)
Oct. 10	15/14	at Arkansas*	SECN	Fayetteville	W, 24-17	69,038	D. Bishop (19-138-1)	G. MacIntyre (18-29-247-1)	D. Brame (3-87-0)	TJ Metcalf (9)
Oct. 17	14/14	#6/7 Alabama*	ABC	Knoxville	W, 26-10	101,915	D. Bishop (32-159-2)	G. MacIntyre (21-31-197-0)	M. Matthews (7-85-0)	A. Campbell (8)
Oct. 24	11/11	at South Carolina*	ESPN	Columbia	3:30 ET					
Nov. 7	-/-	Kentucky* (HC)	TBD	Knoxville	Night					
Nov. 15	-/-	at Texas A&M*	SECN	College Station	Flex					
Nov. 21	-/-	LSU*	TBD	Knoxville	Flex					
Nov. 28	-/-	at Vanderbilt*	TBD	Nashville	Night					

Rankings listed (AP/Coaches) ****SEC Game***

TEAM STATS

	UT	OPP
Scoring	**234**	**103**
Points per game	33.4	14.7
Points Off Turnovers	20	30
First Downs	**158**	**111**
Rushing	82	45
Passing	58	56
Penalty	18	10
Rushing Yardage	**1520**	**848**
Yards gained rushing	1699	1088
Yards lost rushing	179	240
Rushing attempts	302	225
Average per rush	5.0	3.8
Average per game	217.1	121.1
TDs Rushing	18	7
Passing Yardage	**1316**	**1115**
Comp-Att-Int	117-184-4	129-204-7
Average per pass	7.2	5.5
Average per catch	11.2	8.6
Average per game	188.0	159.3
TDs Passing	9	3
Total offense	**2836**	**1963**
Total plays	486	429
Average per play	5.8	4.6
Average per game	405.1	280.4
Kick returns: #-Yards	**8-130**	**8-154**
Punt returns: #-Yards	**11-115**	**6-99**
Int returns: #-Yards	**7-89**	**4-26**
Kick return average	**16.3**	**19.3**
Punt return average	**10.5**	**16.5**
Int return average	**12.7**	**6.5**
Fumbles-Lost	**15-6**	**10-6**
Penalties-Yards	**49-407**	**58-521**
Average per game	58.1	74.4
Punts-Yards	**29-1253**	**44-1864**
Average per punt	43.2	42.4
Net punt average	39.6	38.7
Kickoffs-Yards	**46-2919**	**26-1595**
Average per kick	63.5	61.3
Net kick average	39.3	40.0
Time of possession / game	**30:56**	**29:03**
3rd-down conversion	**34/93**	**28/91**
3rd-down pct	37%	31%
4th-down conversion	**8/11**	**1/8**
4th-down pct	73%	13%
Sacks by-Yards	**30-171**	**18-100**
Misc Yards	**0**	**0**
Touchdowns scored	**29**	**11**
Field goals - attempts	**10-11**	**9-10**
On-Side kicks	**0-0**	**0-1**
Red-zone scores	**(22-23) 96%**	**(14-19) 74%**
Red-zone touchdowns	**(16-23) 70%**	**(9-19) 47%**
PAT-attempts	**(28-28) 100%**	**(10-10) 100%**
2-point conversion-attempts	**(1-1) 100%**	**(0-1) 0%**
Attendance	**509575**	**121151**
Games / Avg per game	5/101915	2/60576
Neutral site games	-	0/0

Score by Periods

Team	1st	2nd	3rd	4th	OT	TOT
Tennessee	41	57	73	63	0	234
Opponents	20	20	27	36	0	103

INDIVIDUAL OFFENSIVE STATS

Rushing

Player	gp	att	gain	loss	net	avg	td	lg	avg/g
DeSean Bishop	7	139	848	11	837	6.0	10	59	119.6
Daune Morris	7	58	347	3	344	5.9	2	47	49.1
Faizon Brandon	5	53	236	106	130	2.5	3	22	26.0
Justin Baker	6	4	91	0	91	22.8	1	73	15.2
Javin Gordon	3	20	86	7	79	4.0	0	24	26.3
Hunter Barnes	6	11	75	0	75	6.8	1	38	12.5
Mike Matthews	7	3	14	10	4	1.3	0	10	0.6
DaSaahn Brame	7	1	1	0	1	1.0	1	1	0.1
George MacIntyre	6	6	1	11	-10	-1.7	0	1	-1.7
Team	7	7	0	31	-31	-4.4	0	0	-4.4
Total	**7**	**302**	**1699**	**179**	**1520**	**5.0**	**18**	**73**	**217.1**
Opponents	**7**	**225**	**1088**	**240**	**848**	**3.8**	**7**	**57**	**121.1**

Passing

Player	gp	effic	comp-att-int	pct	yds	td	lg	avg/g
Faizon Brandon	5	139.3	61-101-1	60.4	697	7	57	139.4
George MacIntyre	6	129.2	53-80-3	66.3	592	2	68	98.7
Ryan Staub	1	175.6	3-3-0	100.0	27	0	11	27.0
Total	**7**	**135.5**	**117-184-4**	**63.6**	**1316**	**9**	**68**	**188.0**
Opponents	**7**	**107.1**	**129-204-7**	**63.2**	**1115**	**3**	**43**	**159.3**

Receiving

Player	gp	no.	yds	avg	td	lg	avg/g
Mike Matthews	7	29	481	16.6	3	57	68.7
Braylon Staley	7	26	203	7.8	2	35	29.0
DaSaahn Brame	7	12	169	14.1	0	68	24.1
Radarious Jackson	7	11	139	12.6	0	45	19.9
DeSean Bishop	7	8	54	6.8	0	15	7.7
Trent Thomas	7	6	45	7.5	1	17	6.4
Daune Morris	7	6	35	5.8	0	12	5.0
TK Keys	7	6	54	9.0	1	22	7.7
Ethan Davis	2	3	43	14.3	2	25	21.5
Travis Smith Jr.	7	3	27	9.0	0	15	3.9
Nathan Roberts	2	2	16	8.0	0	11	8.0
Javin Gordon	3	2	25	12.5	0	18	8.3
Deon Hardin	2	1	11	11.0	0	11	5.5
Tyreek King	3	1	5	5.0	0	5	1.7
Luca Wolf	7	1	9	9.0	0	9	1.3
Total	**7**	**117**	**1316**	**11.2**	**9**	**68**	**188.0**
Opponents	**7**	**129**	**1115**	**8.6**	**3**	**43**	**159.3**

2026 STATISTICS

INDIVIDUAL OFFENSIVE/SPECIAL TEAMS STATISTICS

Field Goals

Player	fg	pct.	01-19	20-29	30-39	40-49	50-99	lg	blk
Cooper Ranvier	10-11	90.9	0-0	1-1	5-5	4-4	0-1	49	0
Opponents	**9-10**	**90.0**	**0-0**	**3-3**	**2-3**	**2-2**	**2-2**	**55**	**0**

Scoring

			PAT						
Player	**td**	**fg**	**kick**	**rush**	**rcv**	**pass**	**dxp**	**saf**	**pts**
DeSean Bishop	10	-	-	-	-	-	-	-	60
Cooper Ranvier	-	10-11	27-27	-	-	-	-	-	57
Mike Matthews	3	-	-	-	-	-	-	-	18
Faizon Brandon	3	-	-	-	-	-	-	-	18
Ethan Davis	2	-	-	-	-	-	-	-	12
Braylon Staley	2	-	-	-	-	-	-	-	12
Daune Morris	2	-	-	-	-	-	-	-	12
Hunter Barnes	1	-	-	-	-	-	-	-	6
Trent Thomas	1	-	-	-	-	-	-	-	6
Dejuan Lane	1	-	-	-	-	-	-	-	6
Qua Moss	1	-	-	-	-	-	-	-	6
DaSaahn Brame	1	-	-	-	-	-	-	-	6
Justin Baker	1	-	-	-	-	-	-	-	6
TK Keys	1	-	-	-	-	-	-	-	6
Luca Wolf	-	-	-	1	-	-	-	-	2
Josh Turbyville	-	-	1-1	-	-	-	-	-	1
Total	**29**	**10-11**	**28-28**	**1**	**0**	**0**	**0**	**0**	**234**
Opponents	**11**	**9-10**	**10-10**	**0**	**0**	**0**	**0**	**0**	**103**

Score by Periods

Team	1st	2nd	3rd	4th	OT	TOT
Tennessee	41	57	73	63	0	234
Opponents	20	20	27	36	0	103

Punt Returns

Player	no.	yds	avg	td	lg
Qua Moss	9	115	12.8	1	57
Daune Morris	1	0	0.0	0	0
Total	**11**	**115**	**10.5**	**1**	**57**
Opponents	**6**	**99**	**16.5**	**1**	**21**

Interceptions

Player	no.	yds	avg	td	lg
Dejuan Lane	3	73	24.3	1	41
Kayin Lee	2	0	0.0	0	0
Jeremiah Telander	1	12	12.0	0	12
Tevis Metcalf	1	4	4.0	0	4
Total	**7**	**89**	**12.7**	**1**	**41**
Opponents	**4**	**26**	**6.5**	**0**	**14**

Kick Returns

Player	no.	yds	avg	td	lg
Daune Morris	5	108	21.6	0	25
Joakim Dodson	1	20	20.0	0	20
Luca Wolf	1	7	7.0	0	7
Total	**8**	**130**	**16.3**	**0**	**25**
Opponents	**8**	**154**	**19.3**	**0**	**42**

Fumbles Recovered

Player	no.	yds	avg	td	lg
Arion Carter	2	0	0.0	0	0
Tyree Weathersby	2	0	0.0	0	0
Dejuan Lane	1	0	0.0	0	0
Xavier Gilliam	1	0	0.0	0	0
Total	**6**	**0**	**0.0**	**0**	**0**
Opponents	**6**	**58**	**9.7**	**0**	**58**

Punting

Player	no.	yds	avg	lg	tb	fc	i20	50+	blk
Jackson Ross	28	1253	44.8	57	2	16	13	4	0
Team	1	0	0.0	0	0	0	0	0	1
Total	**29**	**1253**	**43.2**	**57**	**2**	**16**	**13**	**4**	**1**
Opponents	**44**	**1864**	**42.4**	**54**	**2**	**18**	**9**	**6**	**1**

Punt Returns

Player	no.	yds	avg	td	lg
Qua Moss	9	115	12.8	1	57
Daune Morris	1	0	0.0	0	0
Total	**11**	**115**	**10.5**	**1**	**57**
Opponents	**6**	**99**	**16.5**	**1**	**21**

Kick Returns

Player	no.	yds	avg	td	lg
Daune Morris	5	108	21.6	0	25
Joakim Dodson	1	20	20.0	0	20
Luca Wolf	1	7	7.0	0	7
Total	**8**	**130**	**16.3**	**0**	**25**
Opponents	**8**	**154**	**19.3**	**0**	**42**

All Purpose

Player	g	rush	rcv	pr	kr	ir	total	avg/g
DeSean Bishop	7	837	54	0	0	0	891	127.3
Daune Morris	7	344	35	0	108	0	487	69.6
Mike Matthews	7	4	481	0	0	0	485	69.3
Braylon Staley	7	0	203	0	0	0	203	29.0
DaSaahn Brame	7	1	169	0	0	0	170	24.3
Radarious Jackson	7	0	139	0	0	0	139	19.9
Faizon Brandon	5	130	0	0	0	0	130	26.0
Qua Moss	6	0	0	115	0	0	115	19.2
Javin Gordon	3	79	25	0	0	0	104	34.7
Justin Baker	6	91	0	0	0	0	91	15.2
Hunter Barnes	6	75	0	0	0	0	75	12.5
Dejuan Lane	7	0	0	0	0	73	73	10.4
TK Keys	7	0	54	0	0	0	54	7.7
Trent Thomas	7	0	45	0	0	0	45	6.4
Ethan Davis	2	0	43	0	0	0	43	21.5
Travis Smith Jr.	7	0	27	0	0	0	27	3.9
Joakim Dodson	1	0	0	0	20	0	20	20.0
Nathan Roberts	2	0	16	0	0	0	16	8.0
Luca Wolf	7	0	9	0	7	0	16	2.3
Jeremiah Telander	7	0	0	0	0	12	12	1.7
Deon Hardin	2	0	11	0	0	0	11	5.5
Tyreek King	3	0	5	0	0	0	5	1.7
Tevis Metcalf	6	0	0	0	0	4	4	0.7
George MacIntyre	6	-10	0	0	0	0	-10	-1.7
Total	**7**	**1520**	**1316**	**115**	**130**	**89**	**3170**	**452.9**
Opponents	**7**	**848**	**1115**	**99**	**154**	**26**	**2242**	**320.3**

Total Offense

Player	g	plays	rush	pass	total	avg/g
DeSean Bishop	7	139	837	0	837	119.6
Faizon Brandon	5	154	130	697	827	165.4
George MacIntyre	6	86	-10	592	582	97.0
Daune Morris	7	58	344	0	344	49.1
Justin Baker	6	4	91	0	91	15.2
Javin Gordon	3	20	79	0	79	26.3
Hunter Barnes	6	11	75	0	75	12.5
Ryan Staub	1	3	0	27	27	27.0
Mike Matthews	7	3	4	0	4	0.6
DaSaahn Brame	7	1	1	0	1	0.1
Total	**7**	**486**	**1520**	**1316**	**2836**	**405.1**
Opponents	**7**	**429**	**848**	**1115**	**1963**	**280.4**

2026 STATISTICS

INDIVIDUAL DEFENSIVE STATISTICS

			Tackles				Sacks	Pass defense			Fumbles		blkd	
##	Player	gp	ua	a	tot	tfl/yds	no-yds	int-yds	brup	qbh	fr-yds	ff	kick	saf
0	Amare Campbell	7	26	20	46	6.5-14	2-4	.	3	1	.	.	.	.
7	Arion Carter	6	24	19	43	5-26	2-15	.	1	3	2-0	.	.	.
1	TJ Metcalf	7	20	18	38	.	.	.	.	1	.	.	.	.
4	Ty Redmond	7	16	13	29	.	.	.	6	.	.	.	.	.
22	Jeremiah Telander	7	11	17	28	4-15	3-15	1-12	2	2	.	1	.	.
10	Dejuan Lane	7	16	12	28	5-15	2-9	3-73	4	1	1-0	.	.	.
6	Qua Moss	6	20	4	24	2-2	.	.	2	2	.	.	.	.
13	Edwin Spillman	7	11	12	23	2-13	2-13	.	2	.	.	1	.	.
2	Xavier Gilliam	7	11	12	23	10.5-40	5-32	.	2	6	1-0	2	.	.
18	Tyree Weathersby	7	9	8	17	8-49	6.5-48	.	1	3	2-0	.	.	.
14	Kayin Lee	7	11	4	15	.	.	2-0	.	.	.	.	.	.
33	Jordan Norman	7	5	8	13	3.5-13	2-11	.	.	2	.	.	.	.
5	Daevin Hobbs	6	5	5	10	2.5-27	.	.	.	4	.	.	.	.
35	Carson Gentle	7	5	4	9	.	.	.	.	1	.	.	.	.
9	Mariyon Dye	7	6	3	9	5-27	4-23	.	1	1	.	1	.	.
19	Nathan Robinson	5	2	6	8	.	.	.	1	.	.	.	.	.
20	Tevis Metcalf	6	5	2	7	.	.	1-4	.	.	.	.	.	.
24	Dylan Lewis	3	2	4	6	.	.	.	.	.	.	.	.	.
3	Tre Poteat III	7	2	3	5	.	.	.	1	.	.	.	.	.
50	Ryan Scott	7	3	1	4	.	.	.	.	.	.	.	.	.
25	Tim Merritt	7	3	1	4	.	.	.	.	.	.	.	.	.
28	Brayden Rouse	5	2	2	4	.	.	.	.	.	.	.	.	.
27	Jadon Perlotte	7	2	1	3	1-3	.	.	.	.	.	.	.	.
51	TJ White	7	1	2	3	.	.	.	.	.	.	.	.	.
42	DJ Burks	7	2	.	2	.	.	.	.	.	.	.	.	.
29	Isaiah Hardge	7	1	1	2	.	.	.	.	.	.	.	.	.
17	Ethan Utley	7	1	1	2	.	.	.	1	2	.	.	.	.
23	Sidney Walton	4	1	1	2	.	.	.	.	.	.	.	.	.
47	Isaiah Campbell	6	.	2	2	0.5-0	0.5-0	.	.	.	.	.	.	.
26	JJ Finch	6	1	1	2	0.5-1	.	.	.	1	.	.	.	.
37	Kedric Golston II	4	1	1	2	.	.	.	.	1	.	.	.	.
59	Dereon Albert	2	.	2	2	.	.	.	.	.	.	.	.	.
94	Josh Turbyville	7	1	.	1	.	.	.	.	.	.	.	.	.
11	Jordan Burns	2	.	1	1	.	.	.	.	.	.	.	.	.
1	Travis Smith Jr.	7	.	1	1	.	.	.	.	.	.	.	.	.
3	Radarious Jackson	7	.	1	1	.	.	.	.	.	.	.	.	.
7	DaSaahn Brame	7	1	.	1	.	.	.	.	.	.	.	.	.
12	George MacIntyre	6	.	1	1	.	.	.	.	.	.	.	.	.
21	Jamyan Theodore	7	1	.	1	.	.	.	.	.	.	.	.	.
31	Joel Wyatt	7	.	1	1	.	.	.	.	.	.	.	.	.
36	Carter Gooden	3	.	1	1	.	.	.	.	.	.	.	.	.
39	Darryl Rivers	2	1	.	1	1-3	.	.	.	.	.	.	.	.
97	Hezekiah Harris	6	1	.	1	1-1	1-1	.	.	.	.	.	.	.
95	Breeze Carter	3	.	.	.	.	.	.	.	1	.	.	.	.
	Totals	**7**	**230**	**196**	**426**	**58-249**	**30-171**	**7-89**	**27**	**32**	**6-0**	**5**	**1**	**0**
	Opponents	7	249	256	505	37-156	18-100	4-26	19	18	6-58	7	1	0

2026 STATISTICS

TENNESSEE GAME-BY-GAME

Date	Opponent	Rushing				Receiving				Passing				Kick Returns				Punt Returns				tot
		no.	yds	td	lg	no.	yds	td	lg	cmp-att-int	yds	td	lg	no.	yds	td	lg	no.	yds	td	lg	off
09/05/2026	Furman	47	329	4	73	21	309	4	57	21-27-0	309	4	57	2	43	0	23	1	12	0	12	638
09/12/2026	at Georgia Tech	45	299	3	47	10	148	2	45	10-21-0	148	2	45	0	0	0	0	2	1	0	1	447
09/19/2026	Kennesaw St.	41	268	4	42	18	178	1	35	18-26-0	178	1	35	1	25	0	25	1	24	0	24	446
09/26/2026	Texas	44	70	0	16	18	151	1	30	18-32-0	151	1	30	2	36	0	19	3	58	1	57	221
10/03/2026	Auburn	49	237	3	44	11	86	0	42	11-18-1	86	0	42	2	31	0	24	1	0	0	0	323
10/10/2026	at Arkansas	35	167	2	59	18	247	1	68	18-29-2	247	1	68	0	0	0	0	2	20	0	18	414
10/17/2026	Alabama	41	150	2	20	21	197	0	26	21-31-1	197	0	26	1	-5	0	0	1	0	0	0	347
Tennessee		**302**	**1520**	**18**	**73**	**117**	**1316**	**9**	**68**	**117-184-4**	**1316**	**9**	**68**	**8**	**130**	**0**	**25**	**11**	**115**	**1**	**57**	**2836**
Opponents		**225**	**848**	**7**	**57**	**129**	**1115**	**3**	**43**	**129-204-7**	**1115**	**3**	**43**	**8**	**154**	**0**	**42**	**6**	**99**	**1**	**21**	**1963**

Tennessee Averages

Games	Avg/ rush	Avg/ catch	Pass effic	KR avg	PR avg	All purpose avg/game	Total offense avg/game
7	5.0	11.2	135.5	16.3	10.5	452.9	405.1

Date	Opponent	Tackles				Sacks	Fumble		Pass Defense			blkd	PAT attempts			off		
		ua	a	total	tfl-yds	no-yds	ff	fr-yds	int-yds	qbh	brup	kick	kick	rush	rcv	saf	t/o	pts
09/05/2026	Furman	36	18	54	13.0-42	7-32	1	0-0	0-0	4	3	0	8-8	0	0	0	0	56
09/12/2026	at Georgia Tech	39	30	69	7.0-31	4-27	0	0-0	2-53	1	7	1	6-6	0	0	0	7	45
09/19/2026	Kennesaw St.	31	30	61	4.0-17	2-9	1	1-0	0-0	10	3	0	4-4	1	0	0	3	42
09/26/2026	Texas	30	34	64	10.0-57	6-33	0	1-0	1-0	2	2	0	2-2	0	0	0	0	17
10/03/2026	Auburn	36	28	64	8.0-25	4-17	1	1-0	2-36	8	3	0	3-3	0	0	0	7	24
10/10/2026	at Arkansas	30	32	62	6.0-36	2-18	1	1-0	0-0	4	5	0	3-3	0	0	0	0	24
10/17/2026	Alabama	28	24	52	10.0-41	5-35	1	2-0	2-0	3	4	0	2-2	0	0	0	3	26
Tennessee		**230**	**196**	**426**	**58.0-249**	**30-171**	**5**	**6-0**	**7-89**	**32**	**27**	**1**	**28-28**	**1**	**0**	**0**	**20**	**234**
Opponents		**249**	**256**	**505**	**37.0-156**	**18-100**	**7**	**6-58**	**4-26**	**18**	**19**	**1**	**10-10**	**0**	**0**	**0**	**30**	**103**

Date	Opponent	Punting									Field Goals			Kickoffs				
		no.	yds	avg	long	blkd	tb	fc	50+	i20	md-att	long	blkd	no.	yds	avg	tb	ob
09/05/2026	Furman	2	89	44.5	52	0	0	2	1	1	0-0	0	0	9	576	64.0	6	0
09/12/2026	at Georgia Tech	4	134	33.5	48	1	1	1	0	1	1-1	32	0	8	520	65.0	7	0
09/19/2026	Kennesaw St.	2	92	46.0	47	0	0	2	0	1	2-2	43	0	8	517	64.6	7	0
09/26/2026	Texas	7	324	46.3	51	0	0	2	1	1	1-1	33	0	4	202	50.5	2	0
10/03/2026	Auburn	6	265	44.2	51	0	0	5	1	5	1-1	36	0	5	325	65.0	5	0
10/10/2026	at Arkansas	4	190	47.5	57	0	1	3	1	2	1-2	49	0	5	324	64.8	4	1
10/17/2026	Alabama	4	159	39.8	44	0	0	1	0	2	4-4	41	0	7	455	65.0	6	0
Tennessee		**29**	**1253**	**43.2**	**57**	**1**	**2**	**16**	**4**	**13**	**10-11**	**49**	**0**	**46**	**2919**	**63.5**	**37**	**1**
Opponents		**44**	**1864**	**42.4**	**54**	**1**	**2**	**18**	**6**	**9**	**9-10**	**55**	**0**	**26**	**1595**	**61.3**	**13**	**1**

2026 STATISTICS

OPPONENT GAME-BY-GAME

		Rushing				Receiving				Passing				Kick Returns				Punt Returns				tot
Date	Opponent	no.	yds	td	lg	no.	yds	td	lg	cmp-att-int	yds	td	lg	no.	yds	td	lg	no.	yds	td	lg	off
09/05/2026	Furman	36	177	1	34	11	43	0	9	11-22-0	43	0	9	3	51	0	19	0	0	0	0	220
09/12/2026	at Georgia Tech	31	135	1	20	26	221	1	22	26-40-2	221	1	22	1	42	0	42	1	24	1	21	356
09/19/2026	Kennesaw St.	30	102	0	18	22	189	0	26	22-34-0	189	0	26	1	20	0	20	0	0	0	0	291
09/26/2026	Texas	36	61	2	11	14	201	0	43	14-19-1	201	0	43	2	19	0	21	4	57	0	20	262
10/03/2026	Auburn	32	186	1	57	22	159	1	16	22-33-2	159	1	16	0	0	0	0	0	0	0	0	345
10/10/2026	at Arkansas	34	133	1	27	15	155	1	29	15-27-0	155	1	29	0	0	0	0	0	0	0	0	288
10/17/2026	Alabama	26	54	1	19	19	147	0	20	19-29-2	147	0	20	1	22	0	22	1	18	0	18	201
Opponents		**225**	**848**	**7**	**57**	**129**	**1115**	**3**	**43**	**129-204-7**	**1115**	**3**	**43**	**8**	**154**	**0**	**42**	**6**	**99**	**1**	**21**	**1963**
Tennessee		**302**	**1520**	**18**	**73**	**117**	**1316**	**9**	**68**	**117-184-4**	**1316**	**9**	**68**	**8**	**130**	**0**	**25**	**11**	**115**	**1**	**57**	**2836**

Opponents Averages

Games	Avg/ rush	Avg/ catch	Pass effic	KR avg	PR avg	All purpose avg/game	Total offense avg/game
7	3.8	8.6	107.1	19.3	16.5	320.3	280.4

		Tackles				Sacks	Fumble		Pass Defense			blkd	PAT attempts			off		
Date	Opponent	ua	a	total	tfl-yds	no-yds	ff	fr-yds	int-yds	qbh	brup	kick	kick	rush	rcv	saf	t/o	pts
09/05/2026	Furman	38	44	82	4.0-14	1-8	1	2-0	0-0	0	1	0	0-0	0	0	0	9	9
09/12/2026	at Georgia Tech	30	36	66	5.0-6	1-1	0	0-0	0-0	1	5	1	3-3	0	0	0	0	24
09/19/2026	Kennesaw St.	34	42	76	1.0-8	1-8	2	1-0	0-0	0	2	0	0-0	0	0	0	0	9
09/26/2026	Texas	39	42	81	12.0-78	10-73	2	0-0	0-0	6	4	0	2-2	0	0	0	0	20
10/03/2026	Auburn	41	32	73	9.0-32	3-5	2	1-0	1-1	3	2	0	2-2	0	0	0	7	14
10/10/2026	at Arkansas	30	26	56	4.0-6	1-3	0	1-58	2-11	3	3	0	2-2	0	0	0	7	17
10/17/2026	Alabama	37	34	71	2.0-12	1-2	0	1-0	1-14	5	2	0	1-1	0	0	0	7	10
Opponents		**249**	**256**	**505**	**37.0-156**	**18-100**	**7**	**6-58**	**4-26**	**18**	**19**	**1**	**10-10**	**0**	**0**	**0**	**30**	**103**
Tennessee		**230**	**196**	**426**	**58.0-249**	**30-171**	**5**	**6-0**	**7-89**	**32**	**27**	**1**	**28-28**	**1**	**0**	**0**	**20**	**234**

		Punting									Field Goals			Kickoffs				
Date	Opponent	no.	yds	avg	long	blkd	tb	fc	50+	i20	md-att	long	blkd	no.	yds	avg	tb	ob
09/05/2026	Furman	8	333	41.6	48	0	1	3	0	1	1-1	50	0	3	171	57.0	0	0
09/12/2026	at Georgia Tech	3	122	40.7	54	1	0	0	1	0	1-1	30	0	4	260	65.0	4	0
09/19/2026	Kennesaw St.	5	213	42.6	51	0	0	4	1	0	3-3	35	0	4	260	65.0	3	0
09/26/2026	Texas	7	323	46.1	54	0	1	0	3	2	2-2	44	0	5	309	61.8	1	1
10/03/2026	Auburn	7	291	41.6	47	0	0	4	0	3	0-0	0	0	3	163	54.3	0	0
10/10/2026	at Arkansas	8	322	40.3	49	0	0	4	0	2	1-2	55	0	4	260	65.0	4	0
10/17/2026	Alabama	6	260	43.3	53	0	0	3	1	1	1-1	42	0	3	172	57.3	1	0
Opponents		**44**	**1864**	**42.4**	**54**	**1**	**2**	**18**	**6**	**9**	**9-10**	**55**	**0**	**26**	**1595**	**61.3**	**13**	**1**
Tennessee		**29**	**1253**	**43.2**	**57**	**1**	**2**	**16**	**4**	**13**	**10-11**	**49**	**0**	**46**	**2919**	**63.5**	**37**	**1**

2026 STATISTICS

TEAM GAME-BY-GAME COMPARISON

Opponent	Score	First Downs Total	Rush	Pass	Pen	Rushing Number-Yards	Passing Comp-Att.-Int	Yards	Total Offense Plays-Yards	Return Yards	Turn-Overs
Furman	56-9	29 / 10	15 / 9	13 / 0	1 / 1	47-329 / 36-177	21-27-0 / 11-22-0	309 / 43	74-638 / 58-220	55 / 51	2 / 0
Georgia Tech	45-24	24 / 25	15 / 8	7 / 12	2 / 5	45-299 / 31-135	10-21-0 / 26-40-2	148 / 221	66-447 / 71-356	54 / 66	0 / 2
Kennesaw St.	42-9	26 / 18	14 / 7	8 / 11	4 / 0	41-268 / 30-102	18-26-0 / 22-34-0	178 / 189	67-446 / 64-291	49 / 20	1 / 1
Texas	17-20	22 / 14	8 / 5	9 / 8	5 / 1	44-70 / 36-61	18-32-0 / 14-19-1	151 / 201	76-221 / 55-262	94 / 76	0 / 2
Auburn	24-14	17 / 17	11 / 8	3 / 9	3 / 0	49-237 / 32-186	11-18-1 / 22-33-2	86 / 159	67-323 / 65-345	67 / 1	2 / 3
Arkansas	24-17	20 / 15	9 / 6	9 / 8	2 / 1	35-167 / 34-133	18-29-2 / 15-27-0	247 / 155	64-414 / 61-288	20 / 69	3 / 1
Alabama	26-10	20 / 12	10 / 2	9 / 8	1 / 2	41-150 / 26-54	21-31-1 / 19-29-2	197 / 147	72-347 / 55-201	-5 / 54	2 / 4
Totals	**234-103**	**158 / 111**	**82 / 45**	**58 / 56**	**18 / 10**	**302-1520 / 225-848**	**117-184-4 / 129-204-7**	**1316 / 1115**	**486-2836 / 429-1963**	**334 / 337**	**10 / 13**

Opponents	3rd Down Conversion	4th Down Conversion	Time of Possession	TOP Margin	Avg Yds/Rush	Avg Yds/Pass	Avg Yds/Play	Punting Number-Avg	Penalties Number-Yards	Sacks
Furman	5-11 / 4-15	2-3 / 0-2	32:02 / 27:51	04:11	7.0 / 4.9	11.4 / 2.0	8.6 / 3.8	2-44.5 / 8-41.6	7-60.0 / 5-45.0	7 / 1
Georgia Tech	8-14 / 7-13	1-1 / 0-2	28:48 / 31:12	-02:24	6.6 / 4.4	7.0 / 5.5	6.8 / 5.0	4-33.5 / 3-40.7	14-142.0 / 5-46.0	4 / 1
Kennesaw St.	4-10 / 5-13	0-0 / 0-0	29:03 / 30:57	-01:54	6.5 / 3.4	6.8 / 5.6	6.7 / 4.5	2-46.0 / 5-42.6	3-20.0 / 9-90.0	2 / 1
Texas	4-16 / 3-12	2-4 / 0-0	31:23 / 28:37	02:46	1.6 / 1.7	4.7 / 10.6	2.9 / 4.8	7-46.3 / 7-46.1	7-55.0 / 11-115.0	6 / 10
Auburn	3-14 / 5-14	2-2 / 0-1	31:37 / 28:23	03:14	4.8 / 5.8	4.8 / 4.8	4.8 / 5.3	6-44.2 / 7-41.6	4-30.0 / 11-94.0	4 / 3
Arkansas	4-13 / 2-11	0-0 / 0-0	27:56 / 32:04	-04:08	4.8 / 3.9	8.5 / 5.7	6.5 / 4.7	4-47.5 / 8-40.3	6-35.0 / 7-63.0	2 / 1
Alabama	6-15 / 2-13	1-1 / 1-3	35:44 / 24:16	11:28	3.7 / 2.1	6.4 / 5.1	4.8 / 3.7	4-39.8 / 6-43.3	8-65.0 / 10-68.0	5 / 1
Totals	**34-93 / 28-91**	**8-11 / 1-8**	**216:33 / 203:20**	**13:13**	**5.0 / 3.8**	**7.2 / 5.5**	**5.8 / 4.6**	**29-43.2 / 44-42.4**	**49-407.0 / 58-521.0**	**30 / 18**

Note: Game totals are displayed in the format TEAM/OPPONENT for each category

TURNOVERS

TENNESSEE GIVEAWAY/TAKEAWAY

Game	Giveaway Fum	Int	Tot	Takeaway Fum	Int	Tot	Dif.
Furman	2	0	2	0	0	0	-2
at Georgia Tech	0	0	0	0	2	2	+2
Kennesaw State	1	0	1	1	0	1	Even
Texas	0	0	0	1	1	2	+2
Auburn	1	1	2	1	2	3	+1
at Arkansas	1	2	3	1	0	1	-2
Alabama	1	1	2	2	2	4	+2
TOTAL	**6**	**4**	**10**	**6**	**7**	**13**	**+3**

INTERCEPTIONS

Name	No.	Yds	Avg	TD	Long
Furman	0	0	0.0	0	0
at Georgia Tech	2	53	26.5	1	41
Kennesaw State	0	0	0.0	0	0
Texas	1	0	0.0	0	0
Auburn	2	36	18.0	0	32
at Arkansas	0	0	0.0	0	0
Alabama	2	0	0.0	0	0
TOTAL	**7**	**89**	**12.7**	**1**	**41**

FUMBLES

Name	No.-Lost
DeSean Bishop	1-1
Faizon Brandon	5-1
George MacIntyre	2-1
Daune Morris	1-1
Qua Moss	1-0
TEAM	4-2
TOTAL	**14-5**

OPENING DRIVES

OPENING OFFENSIVE SERIES

Game	1st Half	2nd Half
Furman	Touchdown	Touchdown
at Georgia Tech	Touchdown	Touchdown
Kennesaw State	Touchdown	Touchdown
Texas	Field Goal	Punt
Auburn	Punt	Touchdown
at Arkansas	Missed FG	Punt
Alabama	Field Goal	Touchdown

OPENING DEFENSIVE SERIES

Game	1st Half	2nd Half
Furman	Punt	Punt
at Georgia Tech	Punt	Touchdown
Kennesaw State	Field Goal	Punt
Texas	Touchdown	Punt
Auburn	Punt	Punt
at Arkansas	Fumble	Touchdown
Alabama	Fumble	Downs

UNIFORMS

TENNESSEE UNIFORM COMBOS

Game	Helmet	Jersey	Pants
Furman	White	Orange	White
at Georgia Tech	White	White	White
Kennesaw State	White	Orange	White
Texas	White	Orange	White
Auburn	Grey	Grey	Cream
at Arkansas	White	White	White
Alabama	White	Orange	White

PREGAME

COIN FLIPS

Game	Flip Outcome
Furman	UT Won & Deferred to 2nd Half
at Georgia Tech	UT Won & Deferred to 2nd Half
Kennesaw State	KSU Won & Deferred to 2nd Half
Texas	UT Won & Deferred to 2nd Half
Auburn	AU Won & Deferred to 2nd Half
at Arkansas	UT Won & Deferred to 2nd Half
Alabama	ALA Won & Deffered to 2nd Half

TENNESSEE CAPTAINS

Game	Name(s)
Furman	Arion Carter
at Georgia Tech	Bennett Brady, Arion Carter, Ethan Davis, Jeremiah Telander
Kennesaw State	DeSean Bishop, Bennett Brady, Arion Carter, Jeremiah Telander
Texas	DeSean Bishop, Bennett Brady, Arion Carter, Jeremiah Telander
Auburn	Bennett Brady, Arion Carter, Xavier Gilliam, Braylon Staley
at Arkansas	Bennett Brady, Xavier Gilliam, Mike Matthews, TJ Metcalf
Alabama	DeSean Bishop, Bennett Brady, Arion Carter, Jeremiah Telander

2026 STATISTICS

STARTING LINEUPS

Offense	TE	LT	LG	C	RG	RT	TE	WR	WR	WR	QB	RB
Furman	T. Thomas	D. Sanders	W. Moe	N. Moore	S. Umarov	J. Perry	D. Brame	M. Matthews	B. Staley	--	F. Brandon	D. Bishop
at Ga. Tech	E. Davis	D. Sanders	W. Moe	S. Pendleton	S. Umarov	J. Perry	T. Thomas	M. Matthews	B. Staley	--	F. Brandon	D. Bishop
Kennesaw St.	T. Thomas	D. Sanders	W. Moe	S. Pendleton	S. Umarov	J. Perry	--	M. Matthews	B. Staley	R. Jackson	F. Brandon	D. Bishop
Texas	T. Thomas	D. Sanders	W. Moe	S. Pendleton	S. Umarov	J. Perry	--	M. Matthews	B. Staley	R. Jackson	F. Brandon	D. Bishop
Auburn	T. Thomas	D. Sanders	N. Moore	S. Pendleton	D. Haslam	J. Perry	--	M. Matthews	B. Staley	R. Jackson	F. Brandon	D. Bishop
at Arkansas	T. Thomas	D. Sanders	N. Moore	S. Pendleton	D. Haslam	J. Perry	D. Brame	M. Matthews	B. Staley	--	G. MacIntyre	D. Bishop
Alabama	T. Thomas	D. Sanders	N. Moore	S. Pendleton	D. Haslam	J. Perry	--	M. Matthews	B. Staley	R. Jackson	F. Brandon	D. Bishop

Defense	DE	DT	DT	OLB/DE	LB	LB	LB	NICKEL	CB	S	S	CB
Furman	T. Weathersby	X. Gilliam	N. Robinson	J. Telander	A. Campbell	E. Spillman	--	Q. Moss	K. Lee	D. Lane	TJ Metcalf	T. Redmond
at Ga. Tech	T. Weathersby	X. Gilliam	N. Robinson	J. Telander	A. Campbell	A. Carter	--	Q. Moss	K. Lee	D. Lane	TJ Metcalf	T. Redmond
Kennesaw St.	T. Weathersby	X. Gilliam	C. Gentle	J. Telander	A. Campbell	A. Carter	--	Q. Moss	K. Lee	D. Lane	TJ Metcalf	T. Redmond
Texas	T. Weathersby	X. Gilliam	D. Hobbs	J. Telander	A. Campbell	A. Carter	--	Q. Moss	K. Lee	D. Lane	TJ Metcalf	T. Redmond
Auburn	T. Weathersby	X. Gilliam	D. Hobbs	J. Telander	A. Campbell	A. Carter	--	T. Metcalf	K. Lee	D. Lane	TJ Metcalf	T. Redmond
at Arkansas	T. Weathersby	X. Gilliam	D. Hobbs	J. Telander	A. Campbell	A. Carter	--	Q. Moss	K. Lee	D. Lane	TJ Metcalf	T. Redmond
Alabama	T. Weathersby	X. Gilliam	D. Hobbs	J. Telander	A. Campbell	A. Carter	--	Q. Moss	K. Lee	D. Lane	TJ Metcalf	T. Redmond

STARTING EXPERIENCE

OFFENSE	'21	'22	'23	'24	'25	'26	Tot	Strk
DeSean Bishop, RB	.	.	.	.	13	7	20	20
DaSaahn Brame, TE	.	.	.	.	.	2	2	.
Faizon Brandon, QB	.	.	.	.	.	5	5	.
Ethan Davis, TE	.	.	.	.	4	1	5	.
Ian Duarte, WR	.	.	.	4**	12**	.	16	.
Javin Gordon, RB	.	.	.	.	6*	.	6	.
Donovan Haslam, OL	.	.	.	9**	5*	3	17	3
Radarious Jackson, WR	.	.	.	.	.	4	4	1
George MacIntyre, QB	.	.	.	.	.	2	2	2
Drake Martinez, TE	.	.	.	7**	10**	.	17	.
Mike Matthews, WR	.	.	.	.	13	7	20	20
Wendell Moe Jr., OL	.	3*	13*	11*	11	4	42	.
Nic Moore, OL	.	.	.	.	.	4	4	3
Sam Pendleton, OL	.	.	.	7*	13	6	26	6
Jesse Perry, OL	.	.	.	.	12	7	19	10
David Sanders Jr., OL	.	.	.	.	6	7	13	13
Braylon Staley, WR	.	.	.	.	13	7	20	20
Ryan Staub, QB	.	.	1*	.	1*	.	2	.
Trent Thomas, TE	.	.	.	5*	8*	7	20	8
Shamurad Umarov, OL	.	.	.	.	10	4	14	.
Ory Williams, OL	.	.	.	.	2*	.	2	.

** Starts were recorded while playing for another school (FBS)*
*** Starts were recorded while playing for another school (FCS)*

DEFENSE	'21	'22	'23	'24	'25	'26	Tot	Strk
DJ Burks, DB	.	.	.	7*	6*	.	13	.
Amare Campbell, LB	.	.	1*	13*	13*	7	34	34
Arion Carter, LB	.	.	.	13	9	6	28	6
Edrees Farooq, DB	.	.	.	.	12	.	12	.
Carson Gentle, DL	.	.	.	.	.	1	1	.
Xavier Gilliam, DL	.	.	.	.	2*	7	9	8
Isaiah Hardge, DB	.	.	.	.	1*	.	1	.
Daevin Hobbs, DL	.	.	.	.	1	4	5	4
Dejuan Lane, DB	.	.	.	.	3*	7	10	8
Kayin Lee, DB	.	.	4*	10*	11*	7	32	8
Tevis Metcalf, DB	.	.	.	.	.	1	1	.
TJ Metcalf, DB	.	.	.	11*	13*	7	31	20
Qua Moss, DB	.	.	.	11**	10*	6	27	2
Jordan Norman, DL	.	.	.	9*	1*	.	10	.
Jadon Perlotte, LB	.	.	.	.	2	.	2	.
Ty Redmond, DB	.	.	.	.	12	7	19	19
Jadais Richard, DB	.	1*	1*	6*	.	.	8	.
Edwin Spillman, LB	.	.	.	.	6	1	7	.
Jeremiah Telander, LB	.	.	.	8	13	7	28	28
Tyree Weathersby, DL	.	.	.	.	1	7	8	7

** Starts were recorded while playing for another school (FBS)*
*** Starts were recorded while playing for another school (FCS)*

2026 STATISTICS

EXPLOSIVE PLAYS (20+ YARDS)

20-YARD PLUS PLAYS BY TENNESSEE (38)

OFFENSE (30)

Yards	Type	Player(s)	Opp.
73*	Rush	Justin Baker	FUR
68	Pass	MacIntyre to Brame	ARK
59	Rush	DeSean Bishop	ARK
57*	Pass	Brandon to Matthews	FUR
55*	Pass	Brandon to Matthews	FUR
47*	Rush	Daune Morris	GT
45	Pass	Brandon to Jackson	GT
44*	Rush	DeSean Bishop	44
42	Pass	MacIntyre to Matthews	AU
42*	Rush	Daune Morris	KSU
38	Rush	Hunter Barnes	KSU
35	Pass	Brandon to Staley	KSU
33	Pass	MacIntyre to Matthews	ARK
33	Rush	DeSean Bishop	GT
30*	Pass	Brandon to Matthews	TEX
29*	Rush	DeSean Bishop	GT
26	Pass	MacIntyre to Brame	ALA
25*	Rush	DeSean Bishop	AU
25*	Pass	Brandon to Davis	GT
25	Pass	Brandon to Jackson	FUR
24	Rush	Javin Gordon	FUR
22	Pass	MacIntyre to Staley	ARK
22	Pass	MacIntyre to Staley	ARK
22*	Pass	MacIntyre to Keys	FUR
22	Rush	Faizon Brandon	FUR
20	Rush	DeSean Bishop	ALA
20	Rush	DeSean Bishop	ALA
20	Pass	MacIntyre to Matthews	ARK
20*	Pass	Brandon to Staley	GT
20	Rush	DeSean Bishop	FUR

* touchdown scored on play

DEFENSE (2)

Yards	Type	Player(s)	Opp.
41*	INT	Dejuan Lane	GT
32	INT	Dejaun Lane	AU

* touchdown scored on play

SPECIAL TEAMS (6)

Yards	Type	Player(s)	Opp.
57*	PR	Qua Moss	TEX
25	KR	Daune Morris	KSU
24	KR	Daune Morris	AU
24	PR	Qua Moss	KSU
23	KR	Daune Morris	FUR
20	KR	Joakim Dodson	FUR

* touchdown scored on play

20-YARD PLUS PLAYS BY OPPONENT (26)

OFFENSE (20)

Yards	Type	Player(s)	Team
57	Rush	Byrum Brown	AU
43	Pass	Manning to Mosley V	TEX
34	Rush	Isaiah Davis	FUR
31	Rush	Isaiah Davis	FUR
30	Pass	Manning to Coleman	TEX
29	Pass	Jackson to Harrison	ARK
29	Pass	Manning to Bishop Jr.	TEX
27	Rush	Cam Settles	ARK
26	Pass	Collins to Munroe	KSU
23*	Rush	Isaiah Davis	FUR
22	Rush	Jamari Hawkins	ARK
22	Pass	Mendoza to Roche Jr.	GT
22	Rush	Isaiah Davis	FUR
21	Pass	Jackson to Brown	ARK
20	Pass	Russell to Scott	ALA
20	Pass	Jackson to Lockwood	ARK
21	Rush	Byrum Brown	AU
21	Rush	Omar Mabson II	AU
20	Rush	Justice Haynes	GT
20	Rush	Jerrod Williams Jr.	FUR

* touchdown scored on play

DEFENSE (0)

Yards	Type	Player(s)	Team

* touchdown scored on play

SPECIAL TEAMS (6)

Yards	Type	Player(s)	Team
42	KR	Rahkeem Smith	GT
22	KR	Dijon Lee Jr.	ALA
21	KR	Ryan Niblett	TEX
21	PR	Trae Stevenson Jr.	GT
20	PR	Ryan Niblett	TEX
20	KR	Triston Morgan	KSU

* touchdown scored on play

UT LONG PLAYS BY THE NUMBERS

Long Plays By Yards	No.	TD
100+	0	0
90-99	0	0
80-89	0	0
70-79	1	1
60-69	1	0
50-59	4	3
40-49	6	4
30-39	6	1
20-29	20	5

Long Plays By Type	No.	TD
Rushing	14	6
Passing	16	6
Punt returns	2	1
Kick returns	4	0
Interceptions	2	1
Fumble returns	0	0
Other	0	0
TOTAL	**38**	**14**

20-YARDS-PLUS BY PLAYER

Player	No.	TD	Rush	Rec	KR	PR	IR	FR
DeSean Bishop	8	3	8	0	0	0	0	0
Mike Matthews	6	3	0	6	0	0	0	0
Daune Morris	5	2	2	0	3	0	0	0
Braylon Staley	4	1	0	4	0	0	0	0
DaSaahn Brame	2	0	0	2	0	0	0	0
Qua Moss	2	1	0	0	0	2	0	0
Radarious Jackson	2	0	0	2	0	0	0	0
Dejuan Lane	2	1	0	0	0	0	2	0
Justin Baker	1	1	1	0	0	0	0	0
Hunter Barnes	1	0	1	0	0	0	0	0
Faizon Brandon	1	0	1	0	0	0	0	0
Ethan Davis	1	1	0	1	0	0	0	0
Joakim Dodson	1	0	0	0	1	0	0	0
Javin Gordon	1	0	1	0	0	0	0	0
TK Keys	1	1	0	1	0	0	0	0
TOTAL	**38**	**14**	**14**	**16**	**4**	**2**	**2**	**0**

20-YARDS-PLUS BY GAME

Player	No.	TD	R	P	KR	PR	IR	FR
Furman	10	4	4	4	2	0	0	0
at Georgia Tech	7	5	3	3	0	0	1	0
Kennesaw State	5	1	2	1	1	1	0	0
Texas	2	2	0	1	0	1	0	0
Auburn	5	2	2	1	1	0	1	0
at Arkansas	6	0	1	5	0	0	0	0
Alabama	3	0	2	1	0	0	0	0
TOTAL	**38**	**14**	**14**	**16**	**4**	**2**	**2**	**0**

20-YARDS-PLUS OPPONENT BY GAME

Player	No.	TD	R	P	KR	PR	IR	FR
Furman	5	1	5	0	0	0	0	0
at Georgia Tech	4	0	1	1	1	1	0	0
Kennesaw State	2	0	0	1	1	0	0	0
Texas	5	0	0	3	1	1	0	0
Auburn	3	0	3	0	0	0	0	0
at Arkansas	5	0	2	3	0	0	0	0
Alabama	2	0	0	1	1	0	0	0
TOTAL	**26**	**1**	**11**	**9**	**4**	**2**	**0**	**0**

TENNESSEE'S LONGEST PLAYS OF THE YEAR

Rushing	73	Justin Baker vs. Furman (9/5)
Rushing TD	73	Justin Baker vs. Furman (9/5)
Passing	68	G. MacIntyre to D. Brame at Arkansas (10/10)
Passing TD	57	F. Brandon to M. Matthews vs. Furman (9/5)
Punt Return	57	Qua Moss vs. Texas (9/26)
Punt Return TD	57	Qua Moss vs. Texas (9/26)
Kick Return	25	Daune Morris vs. Kennesaw State (9/19)
INT Return	41	Dejuan Lane at Georgia Tech (9/12)
INT Return TD	41	Dejuan Lane at Georgia Tech (9/12)
Fumble Return	--	--
Field Goal	49	Cooper Ranvier at Arkansas (10/10)
Punt	57	Jackson Ross at Arkansas (10/10)

2026 STATISTICS

TENNESSEE MISCELLANEOUS INDIVIDUAL STATS

GAMES WITH A RECEPTION

Player	'22	'23	'24	'25	'26	Streak	Career
DeSean Bishop	-	-	1	6	4	1	11
DaSaahn Brame	-	-	-	3	5	4	8
Ethan Davis	-	1	8	6	2	-	17
Joakim Dodson	-	-	-	2	-	-	2
Javin Gordon	-	-	-	6*	2	1	8
Isaiah Hardge	-	-	1*	3*	-	-	4
Deon Hardin	-	-	-	-	1	-	1
Cole Harrison	-	-	-	1	-	-	1
Radarious Jackson	-	-	-	6	5	1	11
TK Keys	-	-	-	-	3	1	3
Tyreek King	-	-	-	-	1	-	1
Mike Matthews	-	-	4	13	7	20	24
Daune Morris	-	-	-	1	4	2	5
Nathan Roberts	-	1	-	-	1	-	2
Travis Smith Jr.	-	-	-	2	2	-	4
Braylon Staley	-	-	2	13	7	21	22
Trent Thomas	-	-	1*	3*	4	-	8
Luca Wolf	-	-	-	-	1	-	1

FIRST DOWN RECEPTIONS

Player	'22	'23	'24	'25	'26	Career
DeSean Bishop	-	-	1	8	4	13
DaSaahn Brame	-	-	-	4	5	9
Ethan Davis	-	2	6	12	2	22
Joakim Dodson	-	-	-	2	-	2
Javin Gordon	-	-	-	3*	1	4
Isaiah Hardge	-	-	1*	2*	-	3
Deon Hardin	-	-	-	-	1	1
Radarious Jackson	-	-	-	6	6	12
TK Keys	-	-	-	-	2	2
Mike Matthews	-	-	5	38	20	63
Daune Morris	-	-	-	-	1	1
Nathan Roberts	-	-	-	-	1	1
Travis Smith Jr.	-	-	-	1	1	2
Braylon Staley	-	-	1	35	11	47
Trent Thomas	-	-	-	2*	2	4
Luca Wolf	-	-	-	-	1	1

25+ YARD RECEPTIONS

Player	'22	'23	'24	'25	'26	Career
DaSaahn Brame	-	-	-	-	2	2
Ethan Davis	-	-	-	1	1	2
Joakim Dodson	-	-	-	1	-	1
Isaiah Hardge	-	-	1*	-	-	1
Radarious Jackson	-	-	-	-	2	2
Mike Matthews	-	-	1	7	5	13
Braylon Staley	-	-	-	8	1	9

GAMES WITH A RECEIVING TOUCHDOWN

Player	'22	'23	'24	'25	'26	Streak	Career
Ethan Davis	-	-	2	2	2	-	6
Javin Gordon	-	-	-	1*	-	-	1
TK Keys	-	-	-	-	1	-	1
Mike Matthews	-	-	2	4	2	-	8
Braylon Staley	-	-	-	5	2	-	7
Trent Thomas	-	-	-	-	1	-	1

10+ YARD RUSHES

Player	'22	'23	'24	'25	'26	Career
Justin Baker	-	-	-	-	2	2
Hunter Barnes	-	-	2	-	2	4
DeSean Bishop	-	-	12	27	21	60
Faizon Brandon	-	-	-	-	9	9
Javin Gordon	-	-	-	13*	2	15
Mike Matthews	-	-	-	2	1	3
Daune Morris	-	-	-	3	9	12
Mason Phillips	-	-	-	1	-	1
Ryan Staub	-	-	-	4*	-	4

20+ YARD RUSHES

Player	'22	'23	'24	'25	'26	Career
Justin Baker	-	-	-	-	1	1
Hunter Barnes	-	-	-	-	1	1
DeSean Bishop	-	-	4	10	8	22
Faizon Brandon	-	-	-	-	1	1
Javin Gordon	-	-	-	3*	1	4
Mike Matthews	-	-	-	1	-	1
Daune Morris	-	-	-	-	2	2
Ryan Staub	-	-	-	1*	-	1

GAMES WITH A RUSHING TOUCHDOWN

Player	'22	'23	'24	'25	'26	Streak	Career
Justin Baker	-	-	-	-	1	-	1
Hunter Barnes	-	-	-	-	1	-	1
DeSean Bishop	-	-	2	10	6	3	18
DaSaahn Brame	-	-	-	-	1	-	1
Faizon Brandon	-	-	-	-	2	-	2
Javin Gordon	-	-	-	3*	-	-	3
Daune Morris	-	-	-	1	2	-	3
Ryan Staub	-	-	-	1*	-	-	1

GAMES WITH A PASSING TOUCHDOWN

Player	'22	'23	'24	'25	'26	Streak	Career
Faizon Brandon	-	-	-	-	4	-	4
George MacIntyre	-	-	-	-	2	-	2
Ryan Staub	-	1*	-	2*	-	-	3

GAMES WITH MULTIPLE PASSING TOUCHDOWNS

Player	'22	'23	'24	'25	'26	Streak	Career
Faizon Brandon	-	-	-	-	2	-	2
Ryan Staub	-	-	-	1*	-	-	1

GAMES WITH A TACKLE (DEFENSIVE PLAYERS/SPECIALISTS ONLY)

Player	'21	'22	'23	'24	'25	'26	Streak	Career
Dereon Albert	-	-	-	-	-	1	-	1
Mike Bethea II	-	-	-	1	3	-	-	4
Bennett Brady	-	-	-	-	1	-	-	1
DJ Burks	-	-	2*	10*	11*	2	-	25
Jordan Burns	-	-	-	1	6	1	-	8
Amare Campbell	-	-	8*	13*	13*	7	36	41
Isaiah Campbell	-	-	-	-	3	2	-	5
Arion Carter	-	-	7	13	10	6	6	36
Breeze Carter	-	-	-	-	-	1	-	1
Mariyon Dye	-	-	-	-	5	6	-	11
Edrees Farooq	-	-	-	5	13	-	-	18
JJ Finch	-	-	-	-	-	2	1	2
Christian Gass	-	-	-	-	1	-	-	1
Carson Gentle	-	-	-	3	3	4	-	10
Xavier Gilliam	-	-	-	1*	11*	7	7	19
Kedric Golston II	-	-	-	-	-	2	-	2
Carter Gooden	-	-	-	-	-	1	-	1
Isaiah Hardge	-	-	-	4*	7*	1	-	12
Jaedon Harmon	-	-	-	-	7	-	-	7
Hezekiah Harris	-	-	-	-	-	1	-	1
Daevin Hobbs	-	-	6	12	8	4	4	30
Charles House III	-	-	-	-	2	-	-	2
Dejuan Lane	-	-	-	6*	10*	7	11	23
Kayin Lee	-	-	9*	10*	12*	6	6	37
Dylan Lewis	-	-	-	-	1	3	-	4
Jackson Mathews	-	-	-	1	-	-	-	1
Tim Merritt	-	-	-	-	2	2	-	4
Tevis Metcalf	-	-	-	1*	2*	3	-	6
TJ Metcalf	-	-	5*	12*	13*	7	20	37
Qua Moss	-	-	-	-	12*	6	2	18
Jordan Norman	-	-	3*	10*	12*	6	-	31
Jadon Perlotte	-	-	-	-	8	1	-	9
Tre Poteat III	-	-	-	-	6	3	-	9
Ty Redmond	-	-	-	-	12	7	9	19
Jadais Richard	-	5*	6*	6*	2*	-	-	19
Darryl Rivers	-	-	-	-	-	1	-	1
Nathan Robinson	-	-	-	3	9	5	3	17
Brayden Rouse	-	-	-	-	-	2	1	2
Ryan Scott	-	-	-	3	1	2	-	6
Grier Short	-	-	-	1	-	-	-	1
Edwin Spillman	-	-	-	4	13	7	22	24
Jeremiah Telander	-	-	9	11	13	7	21	40
Jamyan Theodore	-	-	-	-	-	1	-	1
Josh Turbyville	-	-	1	-	1	1	-	3
Ethan Utley	-	-	-	-	4	2	-	6
Sidney Walton	-	-	-	-	4	1	-	5
Tyree Weathersby	-	-	-	1	11	7	8	19
TJ White	-	-	-	-	-	1	-	1
Joel Wyatt	-	-	-	-	-	1	-	1

GAMES AS LEADING TACKLER (UT ONLY)

Player	'22	'23	'24	'25	'26	Streak	Career
Amare Campbell	-	-	-	-	4	1	4
Arion Carter	-	-	4	4	3	-	11
Xavier Gilliam	-	-	-	-	1	-	1
Daevin Hobbs	-	-	-	-	-	-	1
Edrees Farooq	-	-	1	1	-	-	3
Dejuan Lane	-	-	-	-	1	-	1
TJ Metcalf	-	-	-	-	1	-	1
Edwin Spillman	-	-	-	1	-	-	1
Jeremiah Telander	-	1	1	2	-	-	4

DOUBLE-DIGIT TACKLE GAMES

Player	'22	'23	'24	'25	'26	Streak	Career
DJ Burks	-	-	1*	2*	-	-	3
Amare Campbell	-	-	-	3*	-	-	3
Arion Carter	-	-	1	2	1	-	4
Edrees Farooq	-	-	-	1	-	-	1
TJ Metcalf	-	-	1*	1*	-	-	2
Edwin Spillman	-	-	-	1	-	-	1
Jeremiah Telander	-	-	1	1	-	-	2

Only stats recorded at the FBS level listed

** Denotes stats recorded while playing for a different school*

2026 STATISTICS

GAME-BY-GAME CONVERSIONS/BY QUARTER STATS

3rd-Down Conversions

Date	Opponent		Score	Overall		1st Qtr		2nd Qtr		3rd Qtr		4th Qtr		Overtime	
09/05/2026	Furman	W	56-9	5-11	45.5	2-4	50.0	3-4	75.0	0-1	0.0	0-2	0.0	0-0	0.0
09/12/2026	at Georgia Tech	W	45-24	8-14	57.1	2-4	50.0	1-3	33.3	2-3	66.7	3-4	75.0	0-0	0.0
09/19/2026	Kennesaw St.	W	42-9	4-10	40.0	1-2	50.0	0-4	0.0	2-2	100.0	1-2	50.0	0-0	0.0
09/26/2026	Texas	L	17-20	4-16	25.0	1-3	33.3	1-4	25.0	1-4	25.0	1-5	20.0	0-0	0.0
10/03/2026	Auburn	W	24-14	3-14	21.4	0-4	0.0	2-5	40.0	1-1	100.0	0-4	0.0	0-0	0.0
10/10/2026	at Arkansas	W	24-17	4-13	30.8	0-2	0.0	2-5	40.0	1-3	33.3	1-3	33.3	0-0	0.0
10/17/2026	Alabama	W	26-10	6-15	40.0	1-5	20.0	2-5	40.0	1-2	50.0	2-3	66.7	0-0	0.0
	Tennessee			**34-93**	**36.6**	**7-24**	**29.2**	**11-30**	**36.7**	**8-16**	**50.0**	**8-23**	**34.8**	**0-0**	**0.0**
	Opponents			**28-91**	**30.8**	**6-20**	**30.0**	**7-29**	**24.1**	**6-19**	**31.6**	**9-23**	**39.1**	**0-0**	**0.0**

4th-Down Conversions

Date	Opponent		Score	Overall		1st Qtr		2nd Qtr		3rd Qtr		4th Qtr		Overtime	
09/05/2026	Furman	W	56-9	2-3	66.7	0-1	0.0	1-1	100.0	1-1	100.0	0-0	0.0	0-0	0.0
09/12/2026	at Georgia Tech	W	45-24	1-1	100.0	1-1	100.0	0-0	0.0	0-0	0.0	0-0	0.0	0-0	0.0
09/19/2026	Kennesaw St.	W	42-9	0-0	0.0	0-0	0.0	0-0	0.0	0-0	0.0	0-0	0.0	0-0	0.0
09/26/2026	Texas	L	17-20	2-4	50.0	0-0	0.0	0-1	0.0	0-0	0.0	2-3	66.7	0-0	0.0
10/03/2026	Auburn	W	24-14	2-2	100.0	0-0	0.0	1-1	100.0	0-0	0.0	1-1	100.0	0-0	0.0
10/10/2026	at Arkansas	W	24-17	0-0	0.0	0-0	0.0	0-0	0.0	0-0	0.0	0-0	0.0	0-0	0.0
10/17/2026	Alabama	W	26-10	1-1	100.0	0-0	0.0	0-0	0.0	0-0	0.0	1-1	100.0	0-0	0.0
	Tennessee			**8-11**	**72.7**	**1-2**	**50.0**	**2-3**	**66.7**	**1-1**	**100.0**	**4-5**	**80.0**	**0-0**	**0.0**
	Opponents			**1-8**	**12.5**	**0-1**	**0.0**	**0-2**	**0.0**	**0-1**	**0.0**	**1-4**	**25.0**	**0-0**	**0.0**

Time of Possession

Date	Opponent		Score	Overall	1st Qtr	2nd Qtr	3rd Qtr	4th Qtr	Overtime
09/05/2026	Furman	W	56-9	32:02	08:50	09:17	06:24	07:31	00:00
09/12/2026	at Georgia Tech	W	45-24	28:48	02:03	12:06	07:08	07:31	00:00
09/19/2026	Kennesaw St.	W	42-9	29:03	06:53	09:02	06:40	06:28	00:00
09/26/2026	Texas	L	17-20	31:23	05:17	11:07	06:20	08:39	00:00
10/03/2026	Auburn	W	24-14	31:37	08:07	09:55	02:56	10:39	00:00
10/10/2026	at Arkansas	W	24-17	27:56	05:54	09:58	04:44	07:20	00:00
10/17/2026	Alabama	W	26-10	35:44	09:15	08:42	07:27	10:20	00:00
	Tennessee		**Total**	**216:33**	**46:19**	**70:07**	**41:39**	**58:28**	**00:00**
			Avg.	**30:56**	**06:37**	**10:01**	**05:57**	**08:21**	**00:00**
	Opponents		**Total**	**203:20**	**42:47**	**50:47**	**48:13**	**61:33**	**00:00**
			Avg.	**29:03**	**06:07**	**07:15**	**06:53**	**08:48**	**00:00**

2026 STATISTICS

RED ZONE STATS

Tennessee Inside Opponent Red-Zone

Date	Opponent		Score	Times In RZ	Times Scored	Total Pts	TDs	Rush TDs	Pass TDs	FGs Made	Failed to score inside RZ FGA	Down	Int	Fumb	Half	Game
09/05/2026	Furman	W	56-9	4	4	28	4	3	1	0	0	0	0	0	0	0
09/12/2026	at Georgia Tech	W	45-24	3	3	17	2	1	1	1	1	0	0	0	0	0
09/19/2026	Kennesaw St.	W	42-9	4	4	29	4	3	1	0	0	0	0	0	0	0
09/26/2026	Texas	L	17-20	1	1	3	0	0	0	1	1	0	0	0	0	0
10/03/2026	Auburn	W	24-14	2	2	10	1	1	0	1	1	0	0	0	0	0
10/10/2026	at Arkansas	W	24-17	4	3	21	3	2	1	0	0	0	0	1	0	0
10/17/2026	Alabama	W	26-10	5	5	23	2	2	0	3	3	0	0	0	0	0
	Totals 22 of 23 (95.7%)			**23**	**22**	**131**	**16**	**12**	**4**	**6**	**6**	**0**	**0**	**1**	**0**	**0**

Opponents Inside Tennessee Red-Zone

Date	Opponent		Score	Times In RZ	Times Scored	Total Pts	TDs	Rush TDs	Pass TDs	FGs Made	Failed to score inside RZ FGA	Down	Int	Fumb	Half	Game
09/05/2026	Furman	W	56-9	0	0	0	0	0	0	0	0	0	0	0	0	0
09/12/2026	Georgia Tech	W	45-24	4	3	17	2	1	1	1	1	1	0	0	0	0
09/19/2026	Kennesaw St.	W	42-9	3	3	9	0	0	0	3	3	0	0	0	0	0
09/26/2026	Texas	L	17-20	3	3	17	2	2	0	1	1	0	0	0	0	0
10/03/2026	Auburn	W	24-14	3	2	14	2	1	1	0	0	0	1	0	0	0
10/10/2026	Arkansas	W	24-17	4	2	14	2	1	1	0	1	0	0	1	0	0
10/17/2026	Alabama	W	26-10	2	1	7	1	1	0	0	0	0	0	1	0	0
	Totals 14 of 19 (73.7%)			**19**	**14**	**78**	**9**	**6**	**3**	**5**	**6**	**1**	**1**	**2**	**0**	**0**

2026 STATISTICS

OFFENSIVE GAME-BY-GAME

Passing

#8 Ryan Staub	Comp	Att	Int	Pct	Yards	TD	Long	Sacked	Effic.
Furman	3	3	0	100.0	27	0	11	0-0	175.6
Totals	**3**	**3**	**0**	**100.0**	**27**	**0**	**11**	**0-0**	**175.6**

#11 Faizon Brandon	Comp	Att	Int	Pct	Yards	TD	Long	Sacked	Effic.
Furman	13	17	0	76.5	226	3	57	1-8	246.4
Georgia Tech	10	21	0	47.6	148	2	45	1-1	138.2
Kennesaw St.	18	26	0	69.2	178	1	35	1-8	139.4
Texas	17	29	0	58.6	145	1	30	10-73	112.0
Auburn	3	8	1	37.5	0	0	7	2-4	12.5
Totals	**61**	**101**	**1**	**60.4**	**697**	**7**	**57**	**15-94**	**139.3**

#12 George MacIntyre	Comp	Att	Int	Pct	Yards	TD	Long	Sacked	Effic.
Furman	5	7	0	71.4	56	1	22	0-0	185.8
Texas	1	3	0	33.3	6	0	6	0-0	50.1
Auburn	8	10	0	80.0	86	0	42	1-1	152.2
Arkansas	18	29	2	62.1	247	1	68	1-3	131.2
Alabama	21	31	1	67.7	197	0	26	1-2	114.7
Totals	**53**	**80**	**3**	**66.3**	**592**	**2**	**68**	**3-6**	**129.2**

Rushing

Player	No-Yds/TD	Furman	GaTech	KennSt	TX	AU	AR	UA
DeSean Bishop	139-837/10	14-97/1	20-147/2	9-42/1	11-34/0	34-220/3	19-138/1	32-159/2
Daune Morris	58-344/2	5-20/0	10-98/1	14-116/1	9-33/0	8-32/0	8-33/0	4-12/0
Faizon Brandon	53-130/3	10-68/2	5-22/0	11-47/1	23-2/0	4--9/0	DNP	DNP
Javin Gordon	20-79/0	10-47/0	10-32/0	DNP	DNP	DNP	DNP	-
Hunter Barnes	11-75/1	4-12/0	DNP	7-63/1	-	-	-	-
George MacIntyre	6--10/0	-	DNP	-	1-1/0	1--1/0	2--6/0	2--4/0
Justin Baker	4-91/1	3-89/1	-	DNP	-	1-2/0	-	-
Mike Matthews	3-4/0	-	-	-	-	-	2-14/0	1--10/0
DaSaahn Brame	1-1/1	-	-	-	-	-	1-1/1	-

Receiving

Player	No-Yds/TD	Furman	GaTech	KennSt	TX	AU	AR	UA
Mike Matthews	29-481/3	4-132/2	2-16/0	4-41/0	4-72/1	4-57/0	4-78/0	7-85/0
Braylon Staley	26-203/2	2-8/0	1-20/1	4-59/1	7-45/0	3-8/0	7-53/0	2-10/0
DaSaahn Brame	12-169/0	-	1-7/0	-	3-24/0	2-12/0	3-87/0	3-39/0
Radarious Jackson	11-139/0	3-38/0	3-64/0	2-11/0	-	1-2/0	-	2-24/0
DeSean Bishop	8-54/0	-	1-15/0	1-15/0	3-8/0	-	-	3-16/0
TK Keys	6-54/1	2-29/1	-	2-12/0	-	-	-	2-13/0
Trent Thomas	6-45/1	2-13/0	-	1-17/0	-	1-7/0	2-8/1	-
Daune Morris	6-35/0	-	-	2-9/0	1-2/0	-	2-21/0	1-3/0
Ethan Davis	3-43/2	1-17/1	2-26/1	DNP	DNP	DNP	DNP	DNP
Travis Smith Jr.	3-27/0	2-22/0	-	1-5/0	-	-	-	-
Javin Gordon	2-25/0	1-18/0	-	DNP	DNP	DNP	DNP	1-7/0
Nathan Roberts	2-16/0	2-16/0	DNP	-	DNP	DNP	DNP	DNP
Deon Hardin	1-11/0	1-11/0	DNP	-	DNP	DNP	DNP	DNP
Luca Wolf	1-9/0	-	-	1-9/0	-	-	-	-
Tyreek King	1-5/0	1-5/0	-	-	DNP	DNP	DNP	DNP

2026 STATISTICS

DEFENSIVE GAME-BY-GAME

Total Tackles

Player	S-A	Total	Furman	GaTech	KennSt	TX	AU	AR	UA
Amare Campbell	26-20	46	4-2	4-4	3-0	3-2	5-4	3-4	4-4
Arion Carter	24-19	43	DNP	6-2	6-2	5-6	3-3	2-3	2-3
TJ Metcalf	20-18	38	1-0	3-4	2-1	2-3	5-2	3-6	4-2
Ty Redmond	16-13	29	0-1	5-2	0-1	1-1	4-3	3-3	3-2
Dejuan Lane	16-12	28	0-1	2-1	0-1	1-2	6-3	3-3	4-1
Jeremiah Telander	11-17	28	2-3	1-2	1-2	1-2	2-4	1-3	3-1
Qua Moss	20-4	24	3-0	4-1	2-1	4-1	DNP	5-0	2-1
Xavier Gilliam	11-12	23	5-1	1-1	0-4	1-3	1-1	3-1	0-1
Edwin Spillman	11-12	23	2-0	2-3	3-2	0-1	2-2	1-1	1-3
Tyree Weathersby	9-8	17	1-0	1-1	1-0	1-5	1-0	2-0	2-2
Kayin Lee	11-4	15	-	1-1	4-1	2-0	2-1	1-0	1-1
Jordan Norman	5-8	13	1-0	2-2	1-1	0-2	0-1	1-2	-
Daevin Hobbs	5-5	10	-	-	DNP	3-2	0-1	2-1	0-1
Mariyon Dye	6-3	9	1-0	2-1	1-1	1-0	1-0	0-1	-
Carson Gentle	5-4	9	-	-	0-2	4-1	1-0	0-1	-
Nathan Robinson	2-6	8	1-1	1-1	DNP	DNP	0-2	0-1	0-1
Tevis Metcalf	5-2	7	2-0	-	0-1	-	3-1	DNP	-
Dylan Lewis	2-4	6	1-0	1-2	0-2	DNP	DNP	DNP	DNP
Tre Poteat III	2-3	5	1-1	0-1	1-1	-	-	-	-
Tim Merritt	3-1	4	-	1-1	2-0	-	-	-	-
Ryan Scott	3-1	4	2-1	-	1-0	-	-	-	-
Brayden Rouse	2-2	4	DNP	DNP	1-2	-	-	-	1-0
Jadon Perlotte	2-1	3	2-1	-	-	-	-	-	-
TJ White	1-2	3	1-2	-	-	-	-	-	-
DJ Burks	2-0	2	1-0	-	-	1-0	-	-	-
Ethan Utley	1-1	2	-	1-0	0-1	-	-	-	-
Sidney Walton	1-1	2	-	-	1-1	DNP	-	DNP	DNP
JJ Finch	1-1	2	-	DNP	1-0	-	-	-	0-1
Isaiah Hardge	1-1	2	1-1	-	-	-	-	-	-
Kedric Golston II	1-1	2	1-0	-	0-1	-	DNP	DNP	DNP
Isaiah Campbell	0-2	2	DNP	-	0-1	0-1	-	-	-
Dereon Albert	0-2	2	0-2	DNP	-	DNP	DNP	DNP	DNP
DaSaahn Brame	1-0	1	-	-	-	-	-	-	1-0
Jamyan Theodore	1-0	1	1-0	-	-	-	-	-	-
Darryl Rivers	1-0	1	1-0	DNP	-	DNP	DNP	DNP	DNP
Josh Turbyville	1-0	1	-	1-0	-	-	-	-	-
Hezekiah Harris	1-0	1	1-0	DNP	-	-	-	-	-
Travis Smith Jr.	0-1	1	-	-	-	0-1	-	-	-
Radarious Jackson	0-1	1	-	-	-	-	-	0-1	-
Jordan Burns	0-1	1	0-1	DNP	-	DNP	DNP	DNP	DNP
George MacIntyre	0-1	1	-	DNP	-	-	-	0-1	-
Joel Wyatt	0-1	1	-	-	-	0-1	-	-	-
Carter Gooden	0-1	1	-	DNP	0-1	DNP	DNP	-	DNP

2026 STATISTICS

DEFENSIVE GAME-BY-GAME CONT.

Tackles For Loss

Player	UA-A	Total	Furman	GaTech	KennSt	TX	AU	AR	UA
Xavier Gilliam	8-5	10.5	5.0-16	0.5-1	-	2.0-8	1.0-1	1.5-13	0.5-1
Tyree Weathersby	6-4	8.0	1.0-8	-	-	2.5-18	-	2.0-6	2.5-17
Amare Campbell	5-3	6.5	-	1.0-2	-	2.0-6	1.0-2	0.5-1	2.0-3
Mariyon Dye	5-0	5.0	1.0-2	2.0-13	1.0-4	1.0-8	-	-	-
Arion Carter	4-2	5.0	DNP	-	2.0-9	0.5-2	1.5-5	-	1.0-10
Dejuan Lane	4-2	5.0	-	-	-	-	2.5-10	1.0-4	1.5-1
Jeremiah Telander	3-2	4.0	-	1.5-7	-	-	0.5-0	-	2.0-8
Jordan Norman	3-1	3.5	1.0-1	1.0-7	1.0-4	-	0.5-1	-	-
Daevin Hobbs	2-1	2.5	-	-	DNP	1.5-15	-	1.0-12	-
Qua Moss	2-0	2.0	1.0-1	1.0-1	-	-	DNP	-	-
Edwin Spillman	2-0	2.0	1.0-7	-	-	-	1.0-6	-	-
Jadon Perlotte	1-0	1.0	1.0-3	-	-	-	-	-	-
Darryl Rivers	1-0	1.0	1.0-3	DNP	-	DNP	DNP	DNP	DNP
Hezekiah Harris	1-0	1.0	1.0-1	DNP	-	-	-	-	-
JJ Finch	0-1	0.5	-	DNP	-	-	-	-	0.5-1
Isaiah Campbell	0-1	0.5	DNP	-	-	0.5-0	-	-	-

Sacks

Player	UA-A	Total	Furman	GaTech	KennSt	TX	AU	AR	UA
Tyree Weathersby	5-3	6.5	1-8	-	-	2.5-18	-	1-5	2-17
Xavier Gilliam	4-2	5	3-14	-	-	1-5	-	1-13	-
Mariyon Dye	4-0	4	1-2	2-13	-	1-8	-	-	-
Jeremiah Telander	3-0	3	-	1-7	-	-	-	-	2-8
Amare Campbell	2-0	2	-	-	-	1-2	1-2	-	-
Arion Carter	2-0	2	DNP	-	1-5	-	-	-	1-10
Dejuan Lane	2-0	2	-	-	-	-	2-9	-	-
Edwin Spillman	2-0	2	1-7	-	-	-	1-6	-	-
Jordan Norman	2-0	2	-	1-7	1-4	-	-	-	-
Hezekiah Harris	1-0	1	1-1	DNP	-	-	-	-	-
Isaiah Campbell	0-1	0.5	DNP	-	-	0.5-0	-	-	-

2026 STATISTICS

RETURNS GAME-BY-GAME

Punt Returns

Player	No-Yds	Furman	GaTech	KennSt	TX	AU	AR	UA
Qua Moss	9-115	1-12	2-1	1-24	3-58	DNP	2-20	-
Daune Morris	1-0	-	-	-	-	1-0	-	-

Kick Returns

Player	No-Yds	Furman	GaTech	KennSt	TX	AU	AR	UA
Daune Morris	5-108	1-23	-	1-25	2-36	1-24	-	-
Joakim Dodson	1-20	1-20	DNP	DNP	DNP	DNP	DNP	DNP
Luca Wolf	1-7	-	-	-	-	1-7	-	-

Interceptions Returns

Player	No-Yds	Furman	GaTech	KennSt	TX	AU	AR	UA
Dejuan Lane	3-73	-	1-41	-	-	1-32	-	1-0
Kayin Lee	2-0	-	-	-	1-0	-	-	1-0
Jeremiah Telander	1-12	-	1-12	-	-	-	-	-
Tevis Metcalf	1-4	-	-	-	-	1-4	DNP	-

Fumble Returns

Player	No-Yds	Furman	GaTech	KennSt	TX	AU	AR	UA
Arion Carter	2-0	DNP	-	-	1-0	1-0	-	-
Tyree Weathersby	2-0	-	-	1-0	-	-	-	1-0
Xavier Gilliam	1-0	-	-	-	-	-	1-0	-
Dejuan Lane	1-0	-	-	-	-	-	-	1-0

2026 STATISTICS

TENNESSEE OFFENSIVE SCORING DRIVES

Opponent	Plays	Yards	TOP	Result	Qtr.	Time	How Scored
Furman	8	60	2:59	TD	1	10:42	Davis 17-yd rec.
Furman	7	42	3:00	TD	2	11:14	Brandon 6-yd rush
Furman	11	66	4:51	TD	2	3:05	Bishop 1-yd rush
Furman	8	82	1:26	TD	2	0:17	Brandon 7-yd rush
Furman	3	76	0:59	TD	3	13:54	Matthews 55-yd rec.
Furman	3	80	1:05	TD	3	11:38	Matthews 57-yd rec.
Furman	10	75	4:05	TD	3	1:50	Keys 22-yd rec.
Furman	3	90	1:23	TD	4	11:40	Baker 73-yd rush
at Georgia Tech	3	63	1:19	TD	1	12:22	Davis 25-yd rec.
at Georgia Tech	14	61	6:48	FG	2	14:01	Ranvier 32-yd FG
at Georgia Tech	6	55	1:46	TD	2	4:21	Staley 20-yd rec.
at Georgia Tech	8	75	3:19	TD	3	11:41	Bishop 17-yd rush
at Georgia Tech	3	23	0:18	TD	4	4:25	Bishop 29-yd rush
at Georgia Tech	1	47	0:08	TD	4	1:30	Morris 47-yd rush
Kennesaw State	8	75	3:28	TD	1	11:32	Bishop 3-yd rush
Kennesaw State	9	75	3:19	TD	1	0:26	Staley 13-yd rec.
Kennesaw State	9	51	3:09	FG	2	10:34	Ranvier 40-yd FG
Kennesaw State	6	20	0:47	FG	2	0:23	Ranvier 43-yd FG
Kennesaw State	4	53	1:42	TD	3	11:17	Morris 42-yd rush
Kennesaw State	10	71	4:58	TD	3	4:25	Brandon 5-yd rush
Kennesaw State	8	75	4:00	TD	4	8:49	Barnes 3-yd rush
Texas	9	60	3:18	FG	1	7:40	Ranvier 33-yd FG
Texas	10	80	2:45	TD	4	1:22	Matthews 30-yd rec.
Auburn	10	24	4:55	FG	2	9:51	Ranvier 36-yd FG
Auburn	6	82	2:46	TD	3	8:49	D. Bishop 25-yd rush
Auburn	1	44	0:10	TD	3	5:15	D. Bishop 44-yd rush
Auburn	5	24	3:04	TD	4	3:30	D. Bishop 5-yd rush
at Arkansas	10	71	4:43	TD	2	10:03	T. Thomas 5-yd rec.
at Arkansas	8	44	2:53	FG	3	1:35	C. Ranvier 49-yd FG
at Arkansas	4	74	1:57	TD	4	12:52	D. Brame 1-yd rush
at Arkansas	5	94	2:11	TD	4	1:57	D. Bishop 8-yd rush
Alabama	12	63	4:55	FG	1	10:05	Ranvier 29-yd FG
Alabama	4	4	0:49	FG	1	8:59	Ranvier 33-yd FG
Alabama	5	27	2:15	FG	1	4:32	Ranvier 41-yd FG
Alabama	12	60	4:54	FG	2	5:19	Ranvier 34-yd FG
Alabama	9	60	4:41	TD	3	5:05	Bishop 5-yd rush
Alabama	15	72	9:32	TD	4	3:17	Bishop 5-yd rush

TOTAL - 37 Scores (27 TD | 10 FG)

2026 STATISTICS

PARTICIPATION

##	Player	GP-GS	Furman	GaTech	KennSt	TX	AU	AR	UA
0	Amare Campbell	7/7	START	START	START	START	START	START	START
0	Ethan Davis	2/1	XXX	START	...	...	...	...	...
1	TJ Metcalf	7/7	START	START	START	START	START	START	START
1	Travis Smith Jr.	7/0	XXX	XXX	XXX	XXX	XXX	XXX	XXX
2	Xavier Gilliam	7/7	START	START	START	START	START	START	START
2	Justin Baker	6/0	XXX	XXX	...	XXX	XXX	XXX	XXX
3	Radarious Jackson	7/4	XXX	XXX	START	START	START	XXX	START
3	Tre Poteat III	7/0	XXX	XXX	XXX	XXX	XXX	XXX	XXX
4	Mike Matthews	7/7	START	START	START	START	START	START	START
4	Ty Redmond	7/7	START	START	START	START	START	START	START
5	Daevin Hobbs	6/4	XXX	XXX	...	START	START	START	START
5	TK Keys	7/0	XXX	XXX	XXX	XXX	XXX	XXX	XXX
6	Qua Moss	6/6	START	START	START	START	...	START	START
6	Javin Gordon	3/0	XXX	XXX	...	...	...	...	XXX
7	Arion Carter	6/6	...	START	START	START	START	START	START
7	DaSaahn Brame	7/2	START	XXX	XXX	XXX	XXX	START	XXX
8	Jadais Richard	0/0	...	...	...	...	...	...	...
8	Ryan Staub	1/0	XXX	...	...	...	...	...	...
9	Mariyon Dye	7/0	XXX	XXX	XXX	XXX	XXX	XXX	XXX
9	Joakim Dodson	1/0	XXX	...	...	...	...	...	...
10	Dejuan Lane	7/7	START	START	START	START	START	START	START
11	Jordan Burns	2/0	XXX	...	XXX	...	...	...	...
11	Faizon Brandon	5/5	START	START	START	START	START	...	...
12	Jaedon Harmon	0/0	...	...	...	...	...	...	...
12	George MacIntyre	6/2	XXX	...	XXX	XXX	XXX	START	START
13	Edwin Spillman	7/1	START	XXX	XXX	XXX	XXX	XXX	XXX
13	Mason Phillips	0/0	...	...	...	...	...	...	...
14	Kayin Lee	7/7	START	START	START	START	START	START	START
14	Braylon Staley	7/7	START	START	START	START	START	START	START
15	Edrees Farooq	0/0	...	...	...	...	...	...	...
17	Ethan Utley	7/0	XXX	XXX	XXX	XXX	XXX	XXX	XXX
17	Daune Morris	7/0	XXX	XXX	XXX	XXX	XXX	XXX	XXX
18	DeSean Bishop	7/7	START	START	START	START	START	START	START
18	Tyree Weathersby	7/7	START	START	START	START	START	START	START
19	Nathan Robinson	5/2	START	START	...	...	XXX	XXX	XXX
19	Tyreek King	3/0	XXX	XXX	XXX	...	...	...	...
20	Tevis Metcalf	6/1	XXX	XXX	XXX	XXX	START	...	XXX
21	Jamyan Theodore	7/0	XXX	XXX	XXX	XXX	XXX	XXX	XXX
22	Jeremiah Telander	7/7	START	START	START	START	START	START	START
23	Sidney Walton	4/0	XXX	XXX	XXX	...	XXX	...	...
24	Hunter Barnes	6/0	XXX	...	XXX	XXX	XXX	XXX	XXX
24	Dylan Lewis	3/0	XXX	XXX	XXX	...	...	...	...
25	Tim Merritt	7/0	XXX	XXX	XXX	XXX	XXX	XXX	XXX
26	Doren Sacha	0/0	...	...	...	...	...	...	...
26	JJ Finch	6/0	XXX	...	XXX	XXX	XXX	XXX	XXX
27	Jadon Perlotte	7/0	XXX	XXX	XXX	XXX	XXX	XXX	XXX
28	Cooper Ranvier	7/0	XXX	XXX	XXX	XXX	XXX	XXX	XXX
28	Brayden Rouse	5/0	...	...	XXX	XXX	XXX	XXX	XXX
29	Isaiah Hardge	7/0	XXX	XXX	XXX	XXX	XXX	XXX	XXX
29	Jack-Henry Jakobik	0/0	...	...	...	...	...	...	...
30	Javonte Smith	0/0	...	...	...	...	...	...	...
30	JaColby Cooper	0/0	...	...	...	...	...	...	...
31	Joel Wyatt	7/0	XXX	XXX	XXX	XXX	XXX	XXX	XXX
31	Lane Cope	0/0	...	...	...	...	...	...	...
33	Jordan Norman	7/0	XXX	XXX	XXX	XXX	XXX	XXX	XXX
34	Zay Anderson	0/0	...	...	...	...	...	...	...
34	Will Rajecki	0/0	...	...	...	...	...	...	...
35	Carson Gentle	7/1	XXX	XXX	START	XXX	XXX	XXX	XXX
35	Ben Petermann	0/0	...	...	...	...	...	...	...
36	Nathan Roberts	2/0	XXX	...	XXX	...	...	...	...

2026 STATISTICS

PARTICIPATION CONT.

##	Player	GP-GS	Furman	GaTech	KennSt	TX	AU	AR	UA
36	Carter Gooden	3/0	XXX	...	XXX	...	...	XXX	...
37	Kedric Golston II	4/0	XXX	XXX	XXX	XXX	...	...	...
38	Jowell Combay	0/0	...	...	...	...	...	...	...
38	Brayden Carroll	0/0	...	...	...	...	...	...	...
39	Darryl Rivers	2/0	XXX	...	XXX	...	...	...	...
40	KJ McClain	3/0	XXX	XXX	XXX	...	...	...	...
42	DJ Burks	7/0	XXX	XXX	XXX	XXX	XXX	XXX	XXX
43	Jackson Mathews	2/0	XXX	...	XXX	...	...	...	...
44	Drake Martinez	0/0	...	...	...	...	...	...	...
44	Christian Gass	3/0	XXX	XXX	XXX	...	...	...	...
47	Isaiah Campbell	6/0	...	XXX	XXX	XXX	XXX	XXX	XXX
48	Bennett Brady	7/0	XXX	XXX	XXX	XXX	XXX	XXX	XXX
50	Ryan Scott	7/0	XXX	XXX	XXX	XXX	XXX	XXX	XXX
51	Jeremias Heard	7/0	XXX	XXX	XXX	XXX	XXX	XXX	XXX
51	TJ White	7/0	XXX	XXX	XXX	XXX	XXX	XXX	XXX
53	Blake Howard	1/0	XXX	...	...	...	...	...	...
55	Mike Bethea II	7/0	XXX	XXX	XXX	XXX	XXX	XXX	XXX
55	Antoni Ogumoro	7/0	XXX	XXX	XXX	XXX	XXX	XXX	XXX
56	Sam Pendleton	6/6	...	START	START	START	START	START	START
56	Zach Groves	0/0	...	...	...	...	...	...	...
57	Grier Short	1/0	XXX	...	...	...	...	...	...
58	Nic Moore	5/4	START	...	XXX	...	START	START	START
59	Charlie Powell III	0/0	...	...	...	...	...	...	...
59	Dereon Albert	2/0	XXX	...	XXX	...	...	...	...
60	Thomas Storm	0/0	...	...	...	...	...	...	...
63	Jeremy George-El	1/0	XXX	...	...	...	...	...	...
65	Michael Kostantonov	0/0	...	...	...	...	...	...	...
66	Kamari Blair	0/0	...	...	...	...	...	...	...
69	Donovan Haslam	7/3	XXX	XXX	XXX	XXX	START	START	START
70	David Sanders Jr.	7/7	START	START	START	START	START	START	START
71	Ed Baker	3/0	XXX	...	XXX	...	...	XXX	...
72	Jesse Perry	7/7	START	START	START	START	START	START	START
74	Shamurad Umarov	5/4	START	START	START	START	...	...	XXX
75	Wendell Moe Jr.	4/4	START	START	START	START	...	...	...
77	Ory Williams	7/0	XXX	XXX	XXX	XXX	XXX	XXX	XXX
78	Gage Ginther	0/0	...	...	...	...	...	...	...
79	Gabriel Osenda	7/0	XXX	XXX	XXX	XXX	XXX	XXX	XXX
80	Cole Harrison	2/0	XXX	...	XXX	...	...	...	...
81	Ian Duarte	4/0	XXX	...	...	...	XXX	XXX	XXX
82	Trent Thomas	7/7	START	START	START	START	START	START	START
85	CJ Edwards	0/0	...	...	...	...	...	...	...
85	Luke Thompson	0/0	...	...	...	...	...	...	...
87	Nuk Simmons	1/0	XXX	...	...	...	...	...	...
87	Luca Wolf	7/0	XXX	XXX	XXX	XXX	XXX	XXX	XXX
88	Deon Hardin	2/0	XXX	...	XXX	...	...	...	...
93	Grady Dangerfield	2/0	XXX	...	XXX	...	...	...	...
94	Josh Turbyville	7/0	XXX	XXX	XXX	XXX	XXX	XXX	XXX
95	Breeze Carter	3/0	XXX	XXX	XXX	...	...	...	...
97	Hezekiah Harris	6/0	XXX	...	XXX	XXX	XXX	XXX	XXX
98	Jackson Ross	7/0	XXX	XXX	XXX	XXX	XXX	XXX	XXX
99	Charles House III	0/0	...	...	...	...	...	...	...
99	Logan Foley	0/0	...	...	...	...	...	...	...

START indictaes started
XXX indicates played
... indicates did not play

TENNESSEE OVERTIME RECORDS

TENNESSEE OVERTIME GAMES & RESULTS (16-10)

Date	*Opponent*	*OTs*	*1st Poss.*	*Game-Winning Score*	*Final Score*
Sept. 19, 1998	**Florida**	**1**	**Offense**	**Jeff Hall 41 field goal**	**W, 20-17**
Sept. 30, 2000	at LSU	1	Defense*	Robert Royal 25 pass from Rohan Davey (John Corbello kick)	L, 31-38
Oct. 5, 2002	**Arkansas**	**6**	**Offense**	**Jason Witten 25 pass from Casey Clausen+**	**W, 41-38**
Sept. 27, 2003	**South Carolina**	**1**	**Defense***	**James Banks 4 pass from Casey Clausen+**	**W, 23-20**
Oct. 25, 2003	**at Alabama**	**5**	**Offense**	**Casey Clausen 1 run (James Banks pass from Casey Clausen)**	**W, 51-43**
Sept. 26, 2005	**at LSU**	**1**	**Defense***	**Gerald Riggs, Jr. 1 run+**	**W, 30-27**
Oct. 27, 2007	**South Carolina**	**1**	**Offense**	**Daniel Lincoln 27 field goal**	**W, 27-24**
Nov. 24, 2007	**at Kentucky**	**4**	**Defense***	**Quintin Hancock 40 pass from Erik Ainge (Austin Rogers pass from Ainge)**	**W, 52-50**
Sept. 1, 2008	at UCLA	1	Defense*	Kai Forbath 42 field goal	L, 24-27
Nov. 28, 2009	**at Kentucky**	**1**	**Defense***	**Montario Hardesty 20 run+**	**W, 30-24**
Sept. 25, 2010	**UAB**	**2**	**Offense**	**Denarius Moore 25 pass from Matt Simms+**	**W, 32-29**
Dec. 30, 2010	vs. North Carolina#	2	Defense*	Casey Barth 23 field goal+	L, 27-30
Nov. 19, 2011	**Vanderbilt**	**1**	**Defense***	**Eric Gordon 90 INT return+**	**W, 27-21**
Nov. 10, 2012	Missouri	4	Defense*	Andrew Baggett 35 field goal+	L, 48-51
Oct. 5, 2013	Georgia	1	Offense	Marshall Morgan 42 field goal+	L, 31-34
Nov. 1, 2014	**at South Carolina**	**1**	**Offense**	**Aaron Medley 32 field goal**	**W, 45-42**
Sept. 12, 2015	Oklahoma	2	Offense	Sterling Shepard 18 pass from Baker Mayfield (Austin Seibert kick)	L, 24-31
Sept. 1, 2016	**Appalachian State**	**1**	**Offense**	**Joshua Dobbs rush for 1 yard to the APP1, fumble forced by Kennan Gilchrist, fumble by Dobbs recovered by UT's Jalen Hurd in the end zone (Aaron Medley kick)**	**W, 20-13**
Oct. 8, 2016	at Texas A&M	2	Offense	Trevor Knight 1 run (Daniel LaCamera kick)	L, 38-45
Sept. 4, 2017	**vs. Georgia Tech^**	**2**	**Defense***	**John Kelly 2 run (Aaron Medley kick)**	**W, 42-41**
Sept. 7, 2019	BYU	2	Defense*	Ty'Son Williams 5 run+	L, 29-26
Dec. 30, 2021	vs. Purdue#	1	Offense	Mitchell Fineran 39 field goal+	L, 45-48
Sept. 10, 2022	**at Pittsburgh**	**1**	**Offense**	**Cedric Tillman 28 pass from Hendon Hooker**	**W, 34-27**
Oct. 12, 2024	**Florida**	**1**	**Defense***	**Dylan Sampson 1 run+**	**W, 23-17**
Sept. 13, 2025	Georgia	1	Offense	Josh McCray 1 run+	L, 44-41
Sept. 27, 2025	**at Mississippi State**	**1**	**Offense**	**DeSean Bishop 25 run (Max Gilbert kick)**	**W, 41-34**

**Won coin toss +Game-ending play #Bowl game ^Neutral site regular season game*

OVERTIME TEAM RECORDS

Record in OT: 16-10

Most OT Periods: 6 vs. Arkansas, Oct. 5, 2002

Longest Game (Elapsed Time): 4:43 at Kentucky, Nov. 24, 2007; at Texas A&M, Oct. 8, 2016

Points: 31 at Alabama, Oct. 25, 2003

Opponent Points: 23 at Alabama, Oct. 25, 2003; Missouri, Nov. 10, 2012

Points, Both Teams: 54 (UT 31, Alabama 23), Oct. 25, 2003

Fewest Points: 0 at LSU, Sept. 30, 2000; at UCLA, Sept. 1, 2008

Fewest Points, Both Teams: 3 (Five Times) Most Recent: (Purdue 3, UT 0), Dec. 30, 2021

Touchdowns: 4 at Alabama, Oct. 25, 2003

Total Offense Plays: 21 at Alabama, Oct. 25, 2003 (105 yards)

Total Offense Yards: 105 at Alabama, Oct. 25, 2003 (21 plays)

Rushing Attempts: 13 at Alabama, Oct. 25, 2003 (40 yards)

Rushing Yards: 40 at Alabama, Oct. 25, 2003 (13 attempts)

Pass Attempts: 16 vs. Missouri, Nov. 10, 2012 (9 completions, 72 yards, 2 touchdowns)

Pass Completions: 9 vs. Missouri, Nov. 10, 2012 (for 72 yards)

Passing Yards: 77 at Kentucky, Nov. 24, 2007 (6-of-9)

Field Goals Attempted: 2 vs. Arkansas, Oct. 5, 2002 (2 made)

Field Goals Made: 2 vs. Arkansas, Oct. 5, 2002 (2 attempts)

Longest Drive, Plays: 9 vs. Purdue, Dec. 30, 2021 (24 yards, TO on Downs)

Shortest Drive, Plays: 1 vs. Arkansas, Oct. 5, 2002 (25 yards, Jason Witten 25 pass from Casey Clausen); vs. Arkansas, Oct. 5, 2002 (25 yards, Tony Brown 25 pass from Casey Clausen); at Alabama, Oct. 25, 2003 (25 yards, James Banks 25 pass from Casey Clausen); vs. UAB, Sept. 25, 2010 (25 yards, Denarius Moore 25 pass from Matt Simms); 1 at Mississippi State, Sept. 27, 2025 (25 yards, DeSean Bishop 25 run)

Shortest Drive, Yards: minus-7 vs. Arkansas, Oct. 5, 2002 (1 play, Derrick Tinsley rush and fumble lost)

Opponent Longest Drive, Plays: 8, Pitt, Sept. 10, 2022 (5 yards, Turnover on Downs)

Opponent Shortest Drive, Plays: 1, LSU, Sept. 30, 2000 (25 yards, Robert Royal 25 pass from Rohan Davey)

Opponent Shortest Drive, Yards: minus-15, at South Carolina, Nov. 1, 2014 (4 plays, Elliott Fry missed 58-yard field goal attempt)

OVERTIME INDIVIDUAL RECORDS

Points: 14, James Banks at Alabama, Oct. 25, 2003 (2 TDs, 1 PAT)

Touchdowns: 2, James Banks at Alabama, Oct. 25, 2003; John Kelly vs. Georgia Tech, Sept. 4, 2017

Rushing Attempts: 6, Jaylen Wright vs. Purdue, Dec. 30, 2021 (23 yards)

Rushing Yards: 25, DeSean Bishop at Mississippi State, Sept. 27, 2025 (1 attempt)

Longest Rushing Play: 25, DeSean Bishop at Mississippi State, Sept. 27, 2025

Longest Rushing Touchdown: 20 yards, Montario Hardesty at Kentucky, Nov. 28, 2009

Passing Attempts: 15, Tyler Bray vs. Missouri, Nov. 10, 2012 (8 completions)

Passing Completions: 8, Tyler Bray vs. Missouri, Nov. 10, 2012 (15 attempts)

Passing Yards: 77, Erik Ainge at Kentucky, Nov. 24, 2007 (6-of-9); Tyler Bray vs. Missouri, Nov. 10, 2012 (8-of-15)

Longest Pass Completion: 40, Erik Ainge to Quintin Hancock (TD) at Kentucky, Nov. 24, 2007 (1st-and-10 from the 40-yard line)

Longest Passing Touchdown: 40, Erik Ainge to Quintin Hancock at Kentucky, Nov. 24, 2007 (1st-and-10 from the 40-yard line)

Receptions: 2, Cedrick Wilson at LSU, Sept. 30, 2000 (16 yards); James Banks at Alabama, Oct. 25, 2003 (30 yards); Gerald Jones at Kentucky, Nov. 24, 2007 (20 yards); Denarius Moore vs. UAB, Sept. 25, 2010 (31 yards); Cordarrelle Patterson vs. Missouri, Nov, 10, 2012 (31 yards); Rajion Neal vs. Missouri, Nov. 10, 2012 (12 yards); Zach Rogers vs. Missouri, Nov. 10, 2012 (10 yards); Marlin Lane vs. Missouri, Nov. 10, 2012 (6 yards)

Receiving Yards: 40, Quintin Hancock at Kentucky, Nov. 24, 2007 (1 reception)

Field Goals Attempted: 2, Philip Newman vs. Arkansas, Oct. 5, 2002 (2 made)

Field Goals Made: 2, Philip Newman vs. Arkansas, Oct. 5, 2002 (2 attempts)

Longest Field Goal Made: 42, Max Gilbert vs. Georgia, Sept. 13, 2025

PLAYER NOTES | LISTED ALPHABETICALLY



JUSTIN BAKER 2

RB • 5-10 • 212 • So.
Stone Mountain, Ga.

CAREER HONORS
- 2025 Fall SEC Academic Honor Roll

CAREER
- Versatile running back and special teams stalwart in his second season with the program in 2026
- Made his mark on special teams as a true freshman and owns two career tackles
- Has 18 rushing attempts for 134 yards (7.4 avg) and one touchdown in his career
- Played in 19 career games

2026
- Recorded his first rushing attempt in an SEC game, finishing with one carry for two yards in win over Auburn (10/3)
- Did not have a carry but contributed on special teams with a partially blocked punt in the second quarter during road win at Georgia Tech (9/12)
- Had three carries for 89 yards, including a career-long 73-yard rush for his first-career touchdown in the fourth quarter of season-opening victory vs. Furman (9/5)

NOTABLE
- Majoring in finance
- Played for one of nation's top-ranked programs in Buford High School, which finished ranked No. 12 in the MaxPreps Top 25 national rankings at the end of the 2024 season
- Participated in the FBU Freshman All-American Bowl in 2021 after carrying the ball 62 times for 371 yards and three touchdowns, helping Buford go 11-1 and make the second round of Georgia's 7A playoffs
- Chose Tennessee over 20 other Division I offers, including seven SEC schools
- X: @jbaker1244 | IG: @_jbake2

CAREER HIGHS

Rushes	11 vs. ETSU, 9/6/25
Rushing Yards	89 vs. Furman, 9/5/26
Rushing Touchdowns	1 vs. Furman, 9/5/26
Long Rush	73 vs. Furman, 9/5/26
Blocked Kicks	1 (punt) at Georgia Tech, 9/12/26

CAREER STATS

Rushing	*GP/GS*	*No*	*Yds*	*Avg*	*Per/G*	*TD*	*Long*	*High Yd*
2025	13/0	14	43	3.1	3.3	0	7-ETSU	37-ETSU
2026	6/0	4	91	22.8	15.2	1	73-FUR	89-FUR
Career	**19/0**	**18**	**134**	**7.4**	**7.1**	**1**	**73-FUR**	**89-FUR**

Receiving	*GP/GS*	*No*	*Yds*	*Avg*	*Per/G*	*TD*	*Long*	*High Yd*
2025	13/0	0	0	0.0	0.0	0	--	--
2026	6/0	0	0	0.0	0.0	0	--	--
Career	**19/0**	**0**	**0**	**0.0**	**0.0**	**0**	**--**	**--**

GAME-BY-GAME

2026 Opp.	*Rush-Yds-TD, Lg*	*Rec-Yds-TD, Lg*
Furman	3-89-1, 73	0-0-0
at Georgia Tech	0-0-0 (1 bk punt)	0-0-0
Kennesaw State	DNP - Injury	
Texas	0-0-0	0-0-0
Auburn	1-2-0, 2	0-0-0
at Arkansas	0-0-0	0-0-0
Alabama	0-0-0	0-0-0

2025 Opp.	*Rush-Yds-TD, Lg*	*Rec-Yds-TD, Lg*
vs. Syracuse	0-0-0	0-0-0
ETSU	11-37-0, 7	0-0-0
Georgia	0-0-0	0-0-0
UAB	1-0-0, 0	0-0-0
at Miss. State	0-0-0	0-0-0
Arkansas	0-0-0	0-0-0
at Alabama	0-0-0	0-0-0
at Kentucky	0-0-0	0-0-0
Oklahoma	0-0-0	0-0-0
NM State	2-6-0, 3	0-0-0
at Florida	0-0-0	0-0-0
Vanderbilt	0-0-0	0-0-0
vs. Illinois	0-0-0	0-0-0



DESEAN BISHOP 18

RB • 5-10 • 215 • Sr.
Knoxville, Tenn.

CAREER HONORS
- SEC Co-Offensive Player of the Week (vs. Auburn, 10/5/26)
- 2026 Walter Camp Player of the Year Watch List
- 2026 Maxwell Award Preseason Watch List
- 2026 Preseason All-SEC Second Team (Athlon)
- 2026 Preseason All-SEC Third Team (Coaches | Media | Phil Steele)
- 2026 ESPN Preseason Top 100 Players List (No. 70)
- 2026 East-West Shrine Bowl 1000
- 2025 Burlsworth Trophy Semifinalist
- 2025 All-SEC Second Team (Coaches)
- 2024 Fall SEC Academic Honor Roll

CAREER
- Explosive, bruising starting running back who hails from Knoxville and is a great success story
- An All-SEC player and UT's first returning 1,000-yard rusher since Jalen Hurd returned in 2016
- Produced one of the most prolific careers in Tennessee high school history for nearby Karns High School before joining the Vols – his only major offer
- A former walk-on who earned a scholarship beginning in the spring of 2025
- Including the 2026 season, has two years of eligibility remaining
- Logged 395 carries for 2,368 rushing yards (6.0 avg) and 29 rushing touchdowns in his career to go along with 24 receptions for 199 yards
- Owns eight career 100-yard rushing games and one career 200-yard rushing game
- 1,525 of his 2,368 yards have come after contact with 83 missed tackles forced
- Ranks fifth in program history with 29 career rushing touchdowns
- Ranks 11th in program history with 2,368 career rushing yards and needs just 23 yards to crack the top 10
- Played in 30 career games with 20 starts

2026
- The only player in the FBS this season with at least 800 rushing yards and 10 rushing touchdowns
- Has found the end zone in 15 of his last 17 games, amassing 25 total touchdowns in that span. He has scored in 10 of the past 11 contests (17 total touchdowns)
- Ranks second in the SEC and is tied for sixth nationally with 10 rushing TDs entering Week 8
- Ranks second in the SEC and third in the FBS in rushing yards (837)
- Of his 837 rushing yards this season, 517 have come in the second half of games, which leads the FBS, while 583 of his total rushing yards have come after contact, a mark that ranks second nationally according to PFF.com
- Carried the Vols offensively in rivalry win vs. #6 Alabama (10/17), finishing with 32 carries for 159 yards and two second-half touchdowns in a 26-10 victory. Also had three catches for 16 yards
- Forced 13 missed tackles against the Crimson Tide and 118 of his 159 rushing yards came after contact
- Posted his third 100-yard game of the season in road win at Arkansas (10/10), finishing with a game-high 138 rushing yards (111 after contact), including a career-long 59-yard scamper to set up his own 8-yard touchdown run a few plays later on Tennessee's game-winning drive late in the fourth quarter
- Had a monster day while leading the Vols to a win over Auburn (10/3), setting career highs in rushing attempts (34), rushing yards (220) and rushing touchdowns (3) against the Tigers
- Led the team in rushing with 11 carries for 34 yards in loss to #1 Texas (9/26) but had his seven-game touchdown streak come to an end
- His seven straight games with a rushing TD was tied for the second-longest streak in UT history with Arian Foster (2005) and Gene McEver (1928-29)
- Finished with nine rushes for 42 yards and a touchdown as well as one catch for 15 yards in win vs. Kennesaw State (9/19)
- Powered the Vols' impressive ground attack with a then career-high 147 rushing yards and two touchdowns on 20 carries (7.4 avg) in road win at Georgia Tech (9/12)
- Lead the team with 14 carries for 97 yards and scored his first rushing touchdown of the year in season-opening win vs. Furman (9/5)

NOTABLE
- Majoring in communication studies
- One of UT's three player representatives at 2026 SEC Media Days in Tampa, Florida
- On Tennessee's 2026 Football Leadership Council
- Relies heavily on his faith and credits it largely for his personal development since arriving on campus
- Hosted his own youth camp in July 2026, with all proceeds going back to high school of Karns
- Signed with Tennessee as a preferred walk-on in Dec. 2022 and was put on scholarship in spring 2025
- Racked up 8,347 rushing yards and 102 rushing touchdowns over the course of his high school career, ranking second and third all-time in Tennessee high school football history, respectively, according to the TSSAA online record book
- Back-to-back Tennessee Titans 5A Mr. Football Award winner after compiling more than 6,000 all-purpose yards between his junior and senior seasons
- Exploded as a high junior in 2021, carrying the ball 441 times for 3,179 yards and 34 touchdowns, finishing less than 200 yards shy of the state record and second in state history
- X: @D_Bishop2004 | IG: @dbishhhhhh

CAREER HIGHS

Rushing Attempts	34 vs. Auburn, 10/3/26
Rushing Yards	220 vs. Auburn, 10/3/26
Rushing Touchdowns	3 vs. Auburn, 10/3/26
Long Rush	59 at Arkansas, 10/10/26
Receptions	4 (2x), last vs. New Mexico State, 11/15/25
Receiving Yards	51 vs. Oklahoma, 11/1/25
Long Reception	23 vs. Syracuse, 8/30/25

CAREER STATS

Rushing	*GP/GS*	*No*	*Yds*	*Avg*	*Per/G*	*TD*	*Long*	*High Yd*
2023	DNP - Redshirted							
2024	10/0	74	455	6.1	45.5	3	53-KSU	120-KSU
2025	13/13	182	1076	5.9	82.8	16	50-ETSU	146-ARK
2026	7/7	139	837	6.0	119.6	10	59-ARK	220-AU
Career	**30/20**	**395**	**2368**	**6.0**	**78.9**	**29**	**59-ARK**	**220-AU**

Receiving	*GP/GS*	*No*	*Yds*	*Avg*	*Per/G*	*TD*	*Long*	*High Yd*
2023	DNP - Redshirted							
2024	10/0	1	10	10.0	1.0	0	10-UTC	10-UTC
2025	13/13	15	135	9.0	10.4	0	23-SU	51-OU
2026	7/7	8	54	6.8	7.7	0	15-2x	16-ALA
Career	**30/20**	**24**	**199**	**8.3**	**6.6**	**0**	**23-SU**	**51-OU**

GAME-BY-GAME

2026 Opp.	*Rush-Yds-TD, Lg*	*Rec-Yds-TD, Lg*
*Furman	14-97-1, 20	0-0-0
*at Georgia Tech	20-147-2, 33	1-15-0, 15
*Kennesaw State	9-42-1, 10	1-15-0, 15
*Texas	11-34-0, 7	3-8-0, 13
*Auburn	34-220-3, 44	0-0-0
*at Arkansas	19-138-1, 59	0-0-0
*Alabama	32-159-2, 20	3-16-0, 14

2025 Opp.	*Rush-Yds-TD, Lg*	*Rec-Yds-TD, Lg*
*vs. Syracuse	11-82-1, 47	2-44-0, 23
*ETSU	3-68-0, 50	0-0-0

*Georgia	15-54-0, 8	0-0-0
*UAB	9-59-2, 19	0-0-0
*at Miss. State	11-72-1, 25	1-0-0, 0
*Arkansas	14-146-1, 32	0-0-0
*at Alabama	14-123-2, 44	0-0-0
*at Kentucky	14-48-2, 7	0-0-0
*Oklahoma	12-38-0, 16	4-51-0, 16
*NM State	16-80-1, 14	4-26-0, 13
*at Florida	24-116-2, 28	0-0-0
*Vanderbilt	20-97-2, 35	1-6-0, 6
*vs. Illinois	19-93-2, 18	3-8-0, 12

2024 Opp.	*Rush-Yds-TD, Lg*	*Rec-Yds-TD, Lg*
Chattanooga	5-60-1, 24	1-10-0, 10
vs. NC State	10-42-0, 15	0-0-0
Kent State	7-120-2, 53	0-0-0
at Oklahoma	16-65-0, 17	0-0-0
at Arkansas	3-19-0, 13	0-0-0
Florida	7-24-0, 6	0-0-0
Alabama	5-36-0, 15	0-0-0
Kentucky	1-6-0, 6	0-0-0
Mississippi State	DNP - Injury	
at Georgia	DNP - Injury	
UTEP	DNP - Injury	
at Vanderbilt	13-61-0, 11	0-0-0
at Ohio State	7-22-0, 8	0-0-0

* - *denotes started*



BENNETT BRADY 48

LS • 6-1 • 210 • 5th
Memphis, Tenn.

CAREER HONORS
- 2026 Mannelly Award Preseason Watch List
- 2026 Preseason All-SEC Third Team (Phil Steele)
- 2025 Fall SEC Academic Honor Roll
- 2024 Fall SEC Academic Honor Roll

CAREER
- Fifth-year, in-state long snapper from West Tennessee
- Stepped into the role of UT's starting long snapper in 2025
- Two-time member of the SEC Academic Honor Roll
- SEC graduate and member of the 2024-25 VOLeaders Academy
- Selected to the team's 2026 leadership council
- Played in 27 career games and executed every snap

2026
- Had 10 perfect snaps (4 punts, 4 FG, 2 PATs) in win vs. #6 Alabama (10/17)
- Executed nine snaps (4 punts, 3 PATs, 2 FG) in road win at Arkansas (10/10)
- Had 10 successful snaps (6 punts, 3 PATs, 1 FG) in win over Auburn (10/3)
- Executed 10 snaps (7 punts, 2 PATs, 1 FG) in loss to #1 Texas (9/26)
- Served as a team captain and successfully executed all nine snaps (2 punts, 2 FG, 4 PATs, 1 two-point conversion) in win vs. Kennesaw State (9/19)
- Was a game captain and had 11 clean snaps (6 PATs, 1 FG, 4 punts) in road win at Georgia Tech (9/12)
- Successfully executed all nine snap attempts (7 PATs, 2 punts) in season-opening win vs. Furman (9/5)

NOTABLE
- Graduated with a degree in sport management in Dec. 2025
- Member of Tennessee's 2026 Football Leadership Council
- Learned how to snap from NFL Pro Bowler and Tennessee Titan long snapper Morgan Cox, who taught him and his brother. Cox attended same high school (Evangelical Christian in Memphis)
- Has been working with Morgan Cox for over 10 years
- Member of the 2024-25 VOLeaders Academy
- Avid golfer during his free time
- X: @Bennettbrady_3 | IG: @bennettbbrady

CAREER STATS
Games Played: 2026: 7; 2025: 13; 2024: 4; 2023: 3; 2022: 0
Career: 27



DaSAAHN BRAME 7

TE • 6-5 • 240 • So.
Derby, Kan.

First name pronounced duh-SAHN

CAREER HONORS
- 2025 Fall SEC Academic Honor Roll

CAREER
- Extremely talented tight end with great ball skills and impressive natural athleticism and quickness for his size
- In his second season at Tennessee and owns three years of remaining eligibility
- Is a key contributor in the tight end rotation after a strong finish to his freshman year
- Was an early enrollee in Jan. 2025 and participated in spring practices
- Has 18 career catches for 232 yards and has one rushing touchdown
- Played in 16 career games and made two starts

2026
- Once again tied a career high with three receptions for 39 yards in win vs. #6 Alabama (10/17)
- Posted his second career start and had the most productive game of his career thus far in road win at Arkansas (10/10)
- Tied a career best with three catches for a career-high 87 receiving yards, including a career-long 68-yard catch and run to set up his own 1-yard rushing touchdown to give UT a 17-14 lead early in the fourth quarter against the Razorbacks
- Made two catches for 12 yards in win vs. Auburn (10/3)
- Tied a career-high with three receptions for 24 yards vs. #1 Texas (9/26)
- Played 24 offensive snaps and reeled in one catch for seven yards in road win at Georgia Tech (9/12)
- Made his first-career start in season-opening win over Furman (9/5)

NOTABLE
- Majoring in sport management with a minor in business administration
- Was among the nation's top ranked players by On3 (No. 50) and 247Sports (No. 66) while coming in at No. 194 in the ESPN300
- Was selected to play in the 2024 Polynesian Bowl All-Star Game in Hawaii
- Helped lead Derby High School to an undefeated regular season, a regional championship and an appearance in the Kansas Class 6A state semifinals as a senior in 2024
- Totaled 1,065 all-purpose yards and 18 touchdowns as a senior
- Named a Sports in Kansas 2023 Class 6A All-State first-team selection as a junior
- Chose Tennessee over 34 other Division I offers, including 31 from Power Four programs and nine SEC schools
- X: @dasaahn | IG: @dasaahn

CAREER HIGHS

Receptions	3 (4x), last vs. Alabama, 10/17/26
Receiving Yards	87 at Arkansas, 10/10/26
Long Reception	68 at Arkansas, 10/10/26
Rushes	1 at Arkansas, 10/10/26
Rushing Yards	1 at Arkansas, 10/10/26
Rushing Touchdowns	1 at Arkansas, 10/10/26

CAREER STATS

Receiving	*GP/GS*	*No*	*Yds*	*Avg*	*Per/G*	*TD*	*Long*	*High Yd*
2025	9/0	6	63	10.5	7.0	0	19-ALA	38-ALA
2026	7/2	12	169	14.1	24.1	0	68-ARK	87-ARK
Career	**16/2**	**18**	**232**	**12.9**	**14.5**	**0**	**68-ARK**	**87-ARK**

Rushing	*GP/GS*	*No*	*Yds*	*Avg*	*Per/G*	*TD*	*Long*	*High Yd*
2025	9/0	0	0	0.0	0.0	0	-	-
2026	7/2	1	1	1.0	0.1	1	1-ARK	1-ARK
Career	**16/2**	**1**	**1**	**1.0**	**0.1**	**1**	**1-ARK**	**1-ARK**

GAME-BY-GAME

2026 Opp.	*Rec-Yds-TD, Lg*	*Rush-Yds-TD, Lg*
*Furman	0-0-0	0-0-0
at Georgia Tech	1-7-0, 7	0-0-0
Kennesaw State	0-0-0	0-0-0
Texas	3-24-0, 11	0-0-0
Auburn	2-12-0, 7	0-0-0
*at Arkansas	3-87-0, 68	1-1-1, 1
Alabama	3-39-0, 26	0-0-0

2025 Opp.	*Rec-Yds-TD, Lg*
vs. Syracuse	0-0-0
ETSU	2-16-0, 12
Georgia	DNP
UAB	DNP
at Mississippi State	0-0-0
Arkansas	DNP
at Alabama	3-38-0, 19
at Kentucky	DNP
Oklahoma	0-0-0
New Mexico State	0-0-0
at Florida	1-9-0, 9
Vanderbilt	0-0-0
vs. Illinois	0-0-0

* - *denotes started*



FAIZON BRANDON 11

QB • 6-4 • 225 • Fr.
Greensboro, N.C.

First name pronounced FAY-zahn

CAREER HONORS
- SEC Freshman of the Week (at Georgia Tech; vs. Furman, 9/7/26)
- Shaun Alexander Award Freshman of the Week (vs. Furman, 9/9/26)
- 247Sports True Freshman of the Week (vs. Furman, 9/6/26)
- 2026 Shaun Alexander Freshman of the Year Award Hot 37 Watch List
- 2026 On3 Preseason True Freshman All-America Team
- 2026 247Sports Preseason True Freshman All-America Team

CAREER
- Physically impressive true freshman dual-threat quarterback who was named UT's starter in fall camp on Aug. 24
- On Sept. 5, 2026 vs. Furman, became Tennessee's first true freshman starting quarterback in an opener since Brent Schaeffer versus UNLV on Sept. 5, 2004
- Enrolled at Tennessee in Jan. 2026, participated in spring practice and continued to make gains in strength and speed in the Vols' offseason program
- A proven winner who compiled a 35-1 record as a starter in high school with back-to-back state championships with his only loss occurring when he was a sophomore in the 2023 playoffs
- Injured his thumb during Week 1 of his senior year but returned for the playoffs and didn't miss a beat in his return, firing three first-half touchdowns and completing 12-of-14 passes for 227 yards in the second round of the Class 7A playoffs
- Finished off a second state championship, completed 66 of 101 passes for 1,116 yards with 11 touchdowns and one pick as a senior
- As a junior in 2024, guided Grimsley to a perfect 16-0 record and the Class 4A state championship, throwing for 2,814 yards and 35 touchdowns with

only two interceptions while completing 77.1 percent of his passes (165-of-214). Also rushed for 625 yards and nine touchdowns, averaging 8.0 yards per carry
- For his entire prep career, completed over 72 percent of his passes for 6,374 yards and 79 touchdowns, while rushing for 1,261 yards and 21 scores
- For his collegiate career, has completed 61 of 101 pass attempts (60.4 pct) for 697 yards, seven touchdowns and one interception. Also has 53 rushing attempts for 130 yards and three scores
- Played in five career games with five starts

2026
- Completed 17 of 29 pass attempts for 145 yards, a touchdown and no interceptions while also recording a career-high 23 rushing attempts in his SEC debut vs. #1 Texas (9/27)
- Had another efficient performance in win vs. Kennesaw State (9/19), completing 18 of 26 passes for 178 yards and a touchdown while also accounting for 47 yards and a touchdown on the ground on 11 attempts
- Showed great poise in his first-career road start, throwing for 148 yards and two touchdowns while rushing five times for 22 yards to help lead the Vols to a 45-24 victory at Georgia Tech (9/12)
- Shined in his collegiate debut, earning SEC Freshman of the Week honors and multiple national freshman of the week accolades after leading the Vols to a 56-9 victory over Furman (9/5) in the season opener, completing 13-of-17 passes for 226 yards and three touchdowns while also adding 68 yards and two scores on the ground on 10 rushing attempts
- His five total touchdowns against the Paladins tied the program record for the most total touchdowns by a true freshman (Tyler Bray at Memphis in 2010 & Casey Clausen vs. Arkansas in 2000)
- According to the SEC Network, Brandon became the first SEC player with three passing touchdowns and two rushing touchdowns in his first FBS start since Auburn's Cam Newton, a fourth-year collegian, on Sept. 4, 2010, vs. Arkansas State

NOTABLE
- Majoring in information sciences
- Member of Tennessee's 2026 Football Leadership Council
- Raised $12,520 for Tennessee Children's Home, centers that improve the lives of at-risk children, through a football camp he hosted in Knoxville with over 100 kids in July 2026. He matched $6,260 of his own money to donate to Tennessee Children's Home
- Hosted a youth camp in July of 2025 to benefit the Salvation Army Boys & Girls Club of Greensboro
- Chosen as an Academic All-American in May 2025
- Also was a standout basketball player in high school
- Became UT's first commitment of the Class of 2026 just before his junior season on Aug. 3, 2024, after 25 Division I offers
- A five-star prospect by 247Sports and ESPN and a four-star recruit by Rivals
- A top-five overall prospect in the nation, ranked No. 2 by 247Sports and No. 9 by ESPN
- A consensus top five quarterback, tabbed No. 2 by 247Sports, No. 3 by ESPN and No. 4 by Rivals
- The top prospect in the state of North Carolina by 247Sports and ESPN
- 2026 Navy All-American Bowl participant
- Selected as the 2024 Gatorade and MaxPreps Player of the Year in North Carolina
- Shined in the 2025 Elite 11 Finals in California
- X: @faizon_brandon | IG: @ Imjust.faizon_

CAREER HIGHS

Pass Completions	18 vs. Kennesaw State, 9/19/26
Pass Attempts	29 vs. Texas, 9/26/26
Passing Yards	226 vs. Furman, 9/5/26
Passing Touchdowns	3 vs. Furman, 9/5/26
Long Pass	57 vs. Furman, 9/5/26
Rushing Attempts	23 vs. Texas, 9/26/26
Rushing Yards	68 vs. Furman, 9/5/26
Rushing Touchdowns	2 vs. Furman, 9/5/26
Long Rush	22 vs. Furman, 9/5/26

CAREER STATS

Passing	GP/GS	Com	Att	Pct	TD	Int	Yds	Per/G	Long	High Yd
2026	5/5	61	101	60.4	7	1	697	139.4	57-FUR	226-FUR
Career	**5/5**	**61**	**101**	**60.4**	**7**	**1**	**697**	**139.4**	**57-FUR**	**226-FUR**

Rushing	GP/GS	No	Yds	Avg	Per/G	TD	Long	High Yd
2026	5/5	53	130	2.5	26.0	3	22-FUR	68-FUR
Career	**5/5**	**53**	**130**	**2.5**	**26.0**	**3**	**22-FUR**	**68-FUR**

GAME-BY-GAME

2026 Opp.	Comp	Att	TD	INT	Pct.	Yards	Lg	Run Yds	TD	Lg
*Furman	13	17	3	0	76.5	226	57	10	68	2	22
*at Ga. Tech	10	21	2	0	47.6	148	45	5	22	0	11
*Kennesaw St.	18	26	1	0	69.2	178	35	11	47	1	13
*Texas	17	29	1	0	58.6	145	30	23	2	0	16
*Auburn	3	8	0	1	37.5	0	7	7	-9	0	7
at Arkansas					DNP						
Alabama					DNP						

* - denotes started



AMARE CAMPBELL 0

LB • 6-0 • 230 • Sr.
Manassas, Va.

CAREER HONORS
- 2026 Bednarik Award Preseason Watch List
- 2026 Butkus Award Preseason Watch List
- 2026 Preseason All-SEC Second Team (Athlon, Phil Steele)
- 2026 East-West Shrine Bowl 1000
- 2025 All-Big Ten Third Team (Media)
- 2025 All-Big Ten Honorable Mention (Coaches)

CAREER
- Experienced and productive linebacker who was among the best in the Big Ten in 2025
- Transferred to Tennessee after playing his junior season at Penn State and the 2023 and 2024 campaigns at North Carolina
- Logged 239 tackles – 146 solo – 28.5 tackles for a loss of 112 yards, 11.5 sacks, 12 QB hurries, six pass breakups, one interception, one fumble recovery and one forced fumble in his collegiate career
- Enrolled at Tennessee in Jan. 2026 and participated in spring practice
- Played in 44 games (7 at UT, 13 at PSU, 24 at UNC) and made 34 starts (7 at UT, 13 at PSU, 14 at UNC)

2026
- Has started every game at LB and leads the team with 46 tackles entering Week 8
- Led the team in tackles for the fourth time this season with eight, including a pair of TFLs, to spearhead a dominant defensive performance in rivalry win vs. #6 Alabama (10/17)
- Had another solid performance in road win at Arkansas (10/10), posting seven tackles, a half-TFL, a pass breakup and a QB hurry
- Tied for the team lead with a season-high nine tackles, including one TFL in win vs. Auburn (10/3)
- Posted five total tackles, including season highs in TFLs (2.0) and sacks (1.0) in SEC opener vs. #1 Texas (9/26)
- For the second straight game, finished tied for the team lead in tackles with eight, including one TFL, to go along with a career-high two pass breakups in road win at Georgia Tech (9/12)
- Tied for the team lead with six tackles in his UT debut, helping lead the Vols to a 56-9 win over Furman (9/5) in their season opener

NOTABLE
- Majoring in communication studies
- Member of Tennessee's 2026 Football Leadership Council
- A three-star prospect out of Unity Reed High School in Virginia
- A team captain who was a first-team all-state selection as a senior and a two-time all-region honoree in high school
- X: @amareGcampbell | IG: @amarecampbell_

CAREER HIGHS

Tackles	15 vs. Oregon, 9/27/25
Tackles for Loss	3.0 vs. Villanova, 9/13/25
Sacks	1.5 vs. NC State, 11/30/24
QB Hurries	2 vs. Charlotte, 9/7/24
Forced Fumbles	1 at Minnesota, 8/29/24
Fumbles Recovered	1 at Rutgers, 11/29/25
Passes Defended	2 at Georgia Tech, 9/12/26
Interceptions	1 vs. Syracuse, 10/7/23

CAREER STATS

Defense	GP/GS	UT	AT	TT	Sack	TFL	FF	FR	PD	Int	High Tk
**2023	11/1	11	3	14	1-4	2-5	0	0	1	1	4-WVU
**2024	13/13	45	31	76	6.5-40	10.5-53	1	0	2	0	9-NCST
*2025	13/13	64	39	103	3-24	9.5-40	0	1	1	0	15-ORE
2026	7/7	26	20	46	1-2	6.5-14	0	0	3	0	9-AU
at UNC	**24/14**	**56**	**34**	**90**	**7.5-44**	**12.5-58**	**1**	**0**	**3**	**1**	**9-NCST**
at PSU	**13/13**	**64**	**39**	**103**	**3-24**	**9.5-40**	**0**	**1**	**1**	**0**	**15-ORE**
at UT	**7/7**	**26**	**20**	**46**	**1-2**	**6.5-14**	**0**	**0**	**3**	**0**	**9-AU**
Career	**44/34**	**146**	**93**	**239**	**11.5-70**	**28.5-112**	**1**	**1**	**7**	**1**	**15-ORE**

*at Penn State // **at North Carolina

GAME-BY-GAME

2026 Opp.	U-A-T, Other
*Furman	4-2-6
*at Georgia Tech	4-4-8, 1 tfl, 2 pd
*Kennesaw State	3-0-3
*Texas	3-2-5, 2 tfl, 1 s
*Auburn	5-4-9, 1 tfl
*at Arkansas	3-4-7, 0.5 tfl, 1 pd, 1 qbh
*Alabama	4-4-8, 2 tfl

2025 Opp.	U-A-T, Other
*Nevada	3-3-6
*FIU	6-3-9, 1 qbh
*Villanova	7-0-7, 3 tfl, 1 s
*Oregon	8-7-15
*at UCLA	5-5-10, 2.5 tfl, 1 s
*Northwestern	2-1-3
*at Iowa	1-0-1
*at Ohio State	5-3-8, 0.5 tfl, 1 qbh
*Indiana	4-4-8, 1.5 tfl, 1 qbh
*at Michigan State	6-3-9, 0.5 tfl, 0.5 s
*Nebraska	5-1-6, 1 tfl
*at Rutgers	5-9-14, 0.5 tfl, 0.5 s, 1 fr
*vs. Clemson	7-0-7, 1 pd, 1 qbh

2024 Opp.	U-A-T, Other
*at Minnesota	2-2-4, 1 tfl, 1 s, 1 ff
*Charlotte	2-5-7, 1.5 tfl, 1 s, 2 qbh
*NC Central	4-2-6, 1 tfl
*James Madison	5-3-8, 1 pd
*at Duke	2-2-4, 1 tfl, 1 s
*Pittsburgh	6-2-8, 1 tfl, 1 pd, 1 qbh
*Georgia Tech	3-5-8, 0.5 tfl, 1 qbh
*at Virginia	3-2-5, 1 tfl, 1 s
*at Florida State	4-1-5, 2 tfl, 1 s
*Wake Forest	3-0-3
*at Boston College	3-2-5
*NC State	5-4-9, 1.5 tfl, 1.5 s
*vs. UConn	3-1-4, 1 qbh

2023 Opp.	U-A-T, Other
vs. South Carolina	1-0-1
Minnesota	0-1-1
at Pittsburgh	1-0-1
Syracuse	1-0-1, 1 pd, 1 int
Virginia	0-0-0
at Georgia Tech	0-0-0
Campbell	2-1-3, 1 tfl, 1 s
Duke	0-0-0
at Clemson	1-0-1
at NC State	2-0-2, 1 qbh
*vs. West Virginia	3-1-4, 1 tfl, 1 qbh

* - denotes started



ISAIAH CAMPBELL 47

DL • 6-4 • 295 • So.
Durham, N.C.

CAREER HONORS
- 2025 Fall SEC Academic Honor Roll

CAREER
- Versatile defensive tackle in his second season with the program in 2026
- Likely to see an increased role in UT's defensive interior this season
- Enrolled at Tennessee in Jan. 2025 and went through spring practice
- Saw action in eight games as a freshman and posted four total tackles
- Member of the 2025 SEC Academic Honor Roll
- Played in 14 career games

2026
- Had one assisted tackle, which was a half-sack, in SEC opener vs. #1 Texas (9/26)
- Saw his most extensive action thus far in win vs. Kennesaw State (9/19), playing 25 defensive snaps while finishing with one tackle
- Made his season debut, playing nine defensive snaps in road win at Georgia Tech (9/12)

NOTABLE
- Majoring in public relations
- Participated in the Navy All-American Bowl and Polynesian Bowl high school All-Star games in 2025
- Also competed in track & field during the 2022-23 seasons at Greene Central High School, throwing discus and shot put
- Announced his commitment to the Vols on National Signing Day in Dec. 2024
- Chose Tennessee over 35 other Division I offers, including 26 Power Four programs and eight SEC institutions
- X: @cioc1126 | IG: @chris_2bre3zy

CAREER HIGHS

Tackles	2 vs. Illinois, 12/30/25
Tackles For Loss	0.5 (2x), last vs. Texas, 9/26/26
Sacks	0.5 (2x), last vs. Texas, 9/26/26
QB Hurries	1 vs. UAB, 9/20/25

CAREER STATS

Defense	GP/GS	UT	AT	TT	Sack	TFL	FF	FR	PD	QBH	High Tk
2025	8/0	0	4	4	0.5-5	0.5-5	0	0	0	1	2-ILL
2026	6/0	0	2	2	0.5-0	0.5-0	0	0	0	0	1-2x
Career	**14/0**	**0**	**6**	**6**	**1-5**	**1-5**	**0**	**0**	**0**	**1**	**2-ILL**

GAME-BY-GAME

2026 Opp.	U-A-T, Other
Furman	DNP
at Georgia Tech	0-0-0
Kennesaw State	0-1-1
Texas	0-1-1, 0.5 tfl, 0.5 s
Auburn	0-0-0
at Arkansas	0-0-0
Alabama	0-0-0

2025 Opp.	U-A-T, Other
vs. Syracuse	DNP
ETSU	0-1-1
Georgia	DNP
UAB	0-1-1, 0.5 tfl, 0.5 s, 1 qbh
at Mississippi State	0-0-0
Arkansas	0-0-0
at Alabama	DNP
at Kentucky	0-0-0
Oklahoma	DNP
New Mexico State	0-0-0
at Florida	DNP
Vanderbilt	0-0-0
vs. Illinois	0-2-2



ARION CARTER 7

LB • 6-1 • 238 • Sr.
Smyrna, Tenn.

First name pronounced air-EE-on

CAREER HONORS
- 2026 William V. Campbell Trophy Semifinalist
- 2026 Butkus Award Preseason Watch List
- 2026 Lott IMPACT Trophy Watch List
- 2026 Preseason All-SEC Third Team (Coaches | Media | Athlon)
- 2026 Preseason All-SEC Fourth Team (Phil Steele)
- 2027 Senior Bowl Top 300 List
- 2026 East-West Shrine Bowl 1000
- 2025 Witten Award Semifinalist
- 2025 All-SEC Second Team (Coaches)
- SEC Defensive Player of the Week (at Mississippi State, 9/29/25)
- 2025 SEC Football Leadership Council
- 2024 Fall SEC Academic Honor Roll
- 2023 Fall SEC Academic Honor Roll

CAREER
- All-SEC in-state linebacker and the team's undisputed defensive leader
- Back for his senior season after withdrawing from the 2026 NFL Draft in January
- Ranked No. 6 on Bruce Feldman of the Athletic 2026 Freaks List
- Coming off a year in which he led the SEC in tackles per game (7.6) despite battling double turf toe
- Tennessee's leading tackler in 2024
- Voted to the 2025 SEC Football Leadership Council by his peers
- An SEC graduate who is a three-time SEC Academic Honor Roll recipient and was a member of the 2024-25 VOLeaders Academy
- Has totaled 204 tackles (89 solo), 18.5 TFLs, 3.5 sacks, eight QB hurries, 10 PBUs, one interception, one forced fumble and three fumble recoveries in his career
- Played in 37 career games and made 28 starts

2026
- Ranks second on the team lead in tackles with 43 entering Week 8
- Eclipsed the 200-career tackle mark with five, including a sack, in win vs. #6 Alabama (10/17)
- Finished with five tackles in road win at Arkansas (10/10)
- Posted another productive performance in win over Auburn (10/3), finishing with six tackles, 1.5 TFLs, one QB hurry and a fumble recovery
- Led the Vols with 11 total tackles (5 solo), including a half-TFL and a QB hurry while also recovering an onside kick in SEC opener vs. #1 Texas (9/26)
- Stuffed the stat sheet in win vs. Kennesaw State (9/19), leading the Vols with eight tackles while tying career highs with two TFLs, a sack and a QB hurry
- Made his season debut in road win at Georgia Tech (9/12), tying for the team lead with eight tackles (six solo) while also breaking up a pass
- Served as Tennessee's lone team captain in its season opener vs. Furman (9/5) and will make his 2026 debut this weekend against Georgia Tech

NOTABLE
- Earned his bachelor's degree from UT in public health in Aug. 2026
- Has represented Tennessee at SEC Media Days in each of the last two years
- On Tennessee's 2026 Football Leadership Council
- On Monday, Sept, 7, 2026, announced that he will partner with his mother Sheteka Alexander's nonprofit – Girls in Real Life Situations (GIRLS) – to raise money for cancer research through his play by donating $427 for every tackle he makes this season. He will also donate $500 for every sack, $1,000 for every interception or forced fumble and $5,000 if he scores a defensive touchdown this year
- Shaved his head in June to support his girlfriend, Mariah Bryant, an ICU nurse who was undergoing treatments for stage 2 breast cancer
- Two-way standout at Smyrna High School just outside of Nashville where he also played running back and racked up 3,302 all-purpose yards in 30 games played at the varsity level
- Was tabbed a top-10 linebacker in the country by Rivals (No. 8) and ESPN (No. 5) out of high school
- Participated in the 2023 All-American Bowl at the Alamodome in San Antonio in January 2023
- Also lettered in basketball and track & field in high school, qualifying for the state meet in the 300-meter hurdles
- Held offers from over 40 other Division I programs, including 10 SEC schools
- X: @ArionCarter | IG: @arioncarter._

CAREER HIGHS

Tackles	17 at Mississippi State, 9/27/25
Tackles for Loss	2.0 (2x), last vs. Kennesaw State, 9/19/26
Sacks	1.0 (3x), last vs. Alabama, 10/17/26
QB Hurries	1 (8x), last vs. Auburn, 10/3/26
Forced Fumbles	1 vs. ETSU, 9/6/25
Fumbles Recovered	1 (3x), last vs. Auburn, 10/3/26
Passes Defended	1 (11x), last at Georgia Tech, 9/12/26
Interceptions	1 vs. Florida, 10/12/24

CAREER STATS

Defense	GP/GS	UT	AT	TT	Sack	TFL	FF	FR	PD	Int	High Tk
2023	8/0	8	9	17	0-0	1-4	0	0	1	0	4-UVA
2024	13/13	29	39	68	0-0	6.5-9	0	0	7	1	10-UK
2025	10/9	28	48	76	1.5-12	6-21	1	1	2	0	17-MSU
2026	6/6	24	19	43	2-15	5-26	0	2	1	0	11-TEX
Career	**37/28**	**89**	**115**	**204**	**3.5-27**	**18.5-60**	**1**	**3**	**11**	**1**	**17-MSU**

GAME-BY-GAME

2026 Opp.	U-A-T, Other
Furman	DNP
*at Georgia Tech	6-2-8, 1 pd
*Kennesaw State	6-2-8, 2 tfl, 1 s, 1 qbh
*Texas	5-6-11, 0.5 tfl, 1 qbh, 1 fr
*Auburn	3-3-6, 1.5 tfl, 1 qbh, 1 fr
*at Arkansas	2-3-5
*Alabama	2-3-5, 1 tfl, 1 s

2025 Opp.	U-A-T, Other
*vs. Syracuse	3-6-9, 1 tfl, 1 s
*ETSU	2-2-4, 1 tfl, 1 ff
*Georgia	4-10-14, 1 pd
*UAB	2-3-5
*at Mississippi State	6-11-17, 1 pd
*Arkansas	3-5-8, 0.5 tfl, 1 fr
*at Alabama	0-4-4
at Kentucky	DNP - Injury
Oklahoma	1-1-2
New Mexico State	DNP - Injury
*at Florida	3-3-6, 1.5 tfl, 1 qbh
*Vanderbilt	4-3-7, 2 tfl, 0.5 s, 1 qbh
vs. Illinois	DNP

2024 Opp.	U-A-T, Other
*Chattanooga	0-3-3
*vs. NC State	2-1-3, 1.5 tfl, 1 pd
*Kent State	0-3-3
*at Oklahoma	3-3-6, 1 tfl, 1 pd
*at Arkansas	2-6-8, 1.5 tfl, 1 pd
*Florida	1-3-4, 0.5 tfl, 1 pd, 1 int
*Alabama	3-3-6, 1 qbh
*Kentucky	5-5-10, 1 qbh
*Mississippi State	3-4-7, 1.5 tfl, 1 pd
*at Georgia	2-2-4
*UTEP	3-1-4
*at Vanderbilt	3-4-7, 0.5 tfl, 1 pd
*at Ohio State	2-1-3, 1 pd

2023 Opp.	U-A-T, Other
vs. Virginia	2-2-4
Austin Peay	1-0-1
at Florida	2-1-3
UTSA	1-1-2, 1 pd
South Carolina	1-2-3, 1 tfl
Texas A&M	1-1-2
at Alabama	0-0-0

at Kentucky	0-2-2
UConn	DNP - Injury
at Missouri	DNP - Injury
Georgia	DNP - Injury
Vanderbilt	DNP - Injury
vs. Iowa	DNP - Injury

* - *denotes started*



ETHAN DAVIS 0

TE • 6-5 • 247 • Sr.
Atlanta, Ga.

CAREER HONORS
- 2026 John Mackey Award Preseason Watch List
- 2026 Preseason All-SEC Fourth Team (Athlon | Phil Steele)
- 2026 East-West Shrine Bowl 1000
- 2024 SEC All-Freshman Team
- 2023 Fall SEC Academic Honor Roll

CAREER
- Athletic tight end with big-play ability in his fourth season with the program in 2026
- Earned SEC All-Freshman Team honors after seeing an increased role in 2024 and played an even larger part in the offense in 2025 as one of just two returning tight ends with game experience
- Enrolled at UT in Jan. 2023 and showed his potential and physicality during the spring and fall
- Member of the 2024-25 VOLeaders Academy
- Has 39 receptions for 433 yards and six touchdown catches in his career
- Played in 26 career games with five starts

2026
- Sustained a knee injury in win at Georgia Tech (9/12) and will miss the remainder of the 2026 season
- Made his first start of the season at TE and opened the scoring for the second straight week with a 25-yard TD catch on UT's opening drive in road victory against the Yellow Jackets. Finished the night with two receptions for 26 yards
- Scored Tennessee's first touchdown of the season with a 17-yard reception on the Vols' opening drive of the game in their season-opening victory vs. Furman (9/5)

NOTABLE
- Majoring in communication studies with a minor in culinary arts
- Member of Tennessee's 2026 Football Leadership Council
- Was one of the top tight end prospects in the nation coming out of Collins Hill HS in Georgia
- A four-star tight end prospect who was considered the No. 5 player at his position by Rivals, No. 6 by On3 and No. 7 by 247Sports
- Was a two-sport star in high school who was also a coveted recruit on the basketball court, garnering offers from numerous major D-I programs
- Holds the school record for points in a game with 43 against Mill Creek on Feb. 9, 2022 and is a two-time Georgia All-State selection in hoops
- X: @davis1ethan | IG: @iamethandavis

CAREER HIGHS
Receptions	7 vs. Vanderbilt, 11/29/25
Receiving Yards	85 vs. Vanderbilt, 11/29/25
Receiving Touchdowns	1 (6x), last at Georgia Tech, 9/12/26
Long Reception	40 vs. Oklahoma, 11/1/25

CAREER STATS
Receiving	*GP/GS*	*No*	*Yds*	*Avg*	*Per/G*	*TD*	*Long*	*High Yd*
2023	3/0	2	33	16.5	11.0	0	19-CONN	33-CONN
2024	12/0	13	100	7.7	8.3	2	18-UTEP	20-UTC
2025	9/4	21	257	12.2	28.6	2	40-OU	85-VU
2026	2/1	3	43	14.3	21.5	2	25-GT	26-GT
Career	**26/5**	**39**	**433**	**11.1**	**16.7**	**6**	**40-OU**	**85-VU**

GAME-BY-GAME
2026 Opp.	*Rec-Yds-TD, Lg*
Furman	1-17-1, 17
*at Georgia Tech	2-26-1, 25
Will Miss Remainder of Season with Injury	

2025 Opp.	*Rec-Yds-TD, Lg*
vs. Syracuse	0-0-0
*ETSU	1-1-0, 1
Georgia	0-0-0
UAB	DNP - Injury
at Mississippi State	DNP - Injury
Arkansas	DNP - Injury
at Alabama	DNP - Injury
at Kentucky	2-23-1, 13
Oklahoma	5-62-0, 40
New Mexico State	1-14-0, 14
*at Florida	5-72-1, 23
*Vanderbilt	7-85-0, 20
*vs. Illinois	0-0-0

2024 Opp.	*Rec-Yds-TD, Lg*
Chattanooga	2-20-1, 16
vs. NC State	2-14-0, 10
Kent State	0-0-0
at Oklahoma	1-8-0, 8
at Arkansas	DNP
Florida	2-10-0, 11
Alabama	2-12-0, 11
Kentucky	0-0-0
Mississippi State	1-11-0, 11
at Georgia	0-0-0
UTEP	2-19-1, 18
at Vanderbilt	1-6-0, 6
at Ohio State	0-0-0

2023 Opp.	*Rec-Yds-TD, Lg*
vs. Virginia	0-0-0
Austin Peay	DNP
at Florida	DNP
UTSA	DNP
South Carolina	DNP
Texas A&M	DNP
at Alabama	DNP
at Kentucky	DNP
UConn	2-33-0, 19
at Missouri	DNP
Georgia	DNP
Vanderbilt	DNP
vs. Iowa	0-0-0

* - *denotes started*

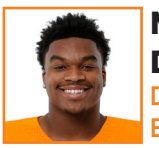

MARIYON DYE 9

DL • 6-5 • 270 • So.
Elkhart, Ind.

First name pronounced MAR-ee-yahn

CAREER HONORS
- 2025 Fall SEC Academic Honor Roll

CAREER
- Big, physical and explosive edge rusher with a strong trajectory who is expected to make a major impact in his second season
- Enrolled at Tennessee in Jan. 2025 and has two springs under his belt
- Has made 17 tackles, 6.5 TFLs, five sacks, two QB hurries, one forced fumble and one pass breakup in his career
- Played in 14 career games

2026
- Ranks third on the team and tied for ninth in the SEC with four sacks entering Week 8
- Posted his first-career pass breakup, which led to a game-clinching INT in the final minute, and also had his first career forced fumble, which was recovered by the Vols, in win vs. Auburn (10/3)
- Recorded his fourth sack of the season in SEC opener vs. #1 Texas (9/26)
- Posted a TFL for the third straight game to start the season and finished with two tackles in win vs. Kennesaw State (9/19)
- Had the most productive game of his career thus far, setting career highs in tackles (3), TFLs (2.0) and sacks (2.0) in road win at Georgia Tech (9/12)
- Posted a sack and a QB hurry while playing 23 defensive snaps in season-opener vs. Furman (9/5)

NOTABLE
- Majoring in human development and family science
- A consensus four-star recruit and top 10 player from Indiana by all major recruiting services
- The No. 1 overall prospect from Indiana according to On3
- Helped lead Elkhart High School to an 8-2 record and playoff berth his senior season, finishing the year with 48 tackles, 13.5 tackles for loss, three sacks, three pass breakups and 17 hurries
- Recognized as the Northern Indiana Conference MVP and All-NIC First Team at the end of the 2024 regular season
- Earned IFCA All-State honors as a junior in 2023
- Chose Tennessee over 30 other Division I offers, including 26 Power Four programs and six SEC institutions
- X: @MariyonDye | IG: @99booda

CAREER HIGHS
Tackles	3 at Georgia Tech, 9/12/26
Tackles for Loss	2.0 at Georgia Tech, 9/12/26
Sacks	2.0 at Georgia Tech, 9/12/26
QB Hurries	1 (2x), last vs. Furman, 9/5/26
Forced Fumbles	1 vs. Auburn, 10/3/26
Passes Defended	1 vs. Auburn, 10/3/26

CAREER STATS
Defense	*GP/GS*	*UT*	*AT*	*TT*	*Sack*	*TFL*	*FF*	*FR*	*QBH*	*PD*	*High Tk*
2025	7/0	1	7	8	1-6	1.5-7	0	0	1	0	2-2X
2026	7/0	6	3	9	4-23	5-27	1	0	1	1	3-GT
Career	**14/0**	**7**	**10**	**17**	**5-29**	**6.5-34**	**1**	**0**	**2**	**1**	**3-GT**

GAME-BY-GAME
2026 Opp.	*U-A-T, Other*
Furman	1-0-1, 1 tfl, 1 s, 1 qbh
at Georgia Tech	2-1-3, 2 tfl, 2 s
Kennesaw State	1-1-2, 1 tfl
Texas	1-0-1, 1 tfl, 1 s
Auburn	1-0-1, 1 ff, 1 pd
at Arkansas	0-1-1
Alabama	0-0-0

2025 Opp.	*U-A-T, Other*
vs. Syracuse	0-0-0
ETSU	1-1-2, 1 qbh
Georgia	0-0-0
UAB	0-2-2, 0.5 tfl, 0.5 s
at Mississippi State	DNP
Arkansas	DNP
at Alabama	DNP
at Kentucky	DNP
Oklahoma	DNP
New Mexico State	0-2-2, 0.5 tfl, 0.5 s
at Florida	DNP
Vanderbilt	0-1-1
vs. Illinois	0-1-1, 0.5 tfl



EDREES FAROOQ 15

DB • 6-0 • 202 • Jr.
Columbia, Md.

Name pronounced EE-dreez fuh-RUKE

CAREER HONORS
- 2025 Fall SEC Academic Honor Roll
- 2024 Fall SEC Academic Honor Roll

CAREER
- Instinctive, hard-hitting safety who had a breakout sophomore season followed by an excellent spring

- Earned a starting role at safety in 2025 and finished the year tied for third on the team in tackles (76)
- Played extensively on multiple special teams units as a freshman on top of seeing time as a reserve safety
- Early enrollee in Jan. 2023 who took part in UT's Citrus Bowl practices and 2024 spring practice
- Totaled 89 tackles (45 solo), one TFL, four forced fumbles, one fumble recovery, three PBUs and two interceptions (one returned for a TD) in his career
- Played in 26 career games with 13 starts

2026
- Will miss the entire 2026 campaign after suffering a season-ending torn patellar tendon in his right knee during preseason practice on Aug. 14

NOTABLE
- Majoring in sport management
- Member of Tennessee's 2026 Football Leadership Council
- Cousin, Jalil Farooq, played wide receiver at Oklahoma (2021-24) and Maryland (2025)
- Participated in the 2024 Under Armour All-America Game on Jan. 3 in Orlando
- Held offers from over 30 other Division I programs
- Favorite food is chicken and shrimp alfredo
- X: @EdreesFarooq21 | IG: @edreesfarooq_

CAREER HIGHS

Tackles	10 vs. Oklahoma, 11/1/25
Tackles for Loss	1 vs. NC State, 9/7/24
Passes Defended	2 vs. Syracuse, 8/30/25
Interceptions	1 (2x), last vs. Vanderbilt, 11/29/25
Forced Fumbles	2 vs. Oklahoma, 11/1/25
Fumble Recoveries	1 vs. Oklahoma, 11/1/25
Touchdowns	1 (INT return) at Kentucky, 10/25/25

CAREER STATS

Defense	*GP/GS*	*UT*	*AT*	*TT*	*Sack*	*TFL*	*FF*	*FR*	*PD*	*Int*	*High Tk*
2024	13/0	8	5	13	0-0	1-1	0	0	0	0	6-KSU
2025	13/13	37	39	76	0-0	0-0	4	1	5	2	10-OU
2026	OUT - Season Ending Injury										
Career	**26/13**	**45**	**44**	**89**	**0-0**	**1-1**	**4**	**1**	**5**	**2**	**10-OU**

GAME-BY-GAME

2026 Opp.	*U-A-T, Other*
Will Miss Entire Season Due to Injury	

2025 Opp.	*U-A-T, Other*
*vs. Syracuse	4-0-4, 2 pd
*ETSU	0-2-2
*Georgia	2-6-8
*UAB	2-1-3
*at Mississippi State	2-5-7
*Arkansas	6-3-9, 1 ff
*at Alabama	3-4-7
*at Kentucky	2-3-5, 1 pd, 1 int (td)
*Oklahoma	6-4-10, 2 ff, 1 fr
*New Mexico State	0-2-2
*at Florida	4-1-5
*Vanderbilt	3-6-9, 1 ff, 1 pd, 1 int
*vs. Illinois	3-2-5, 1 pd

2024 Opp.	*U-A-T, Other*
Chattanooga	3-0-3
vs. NC State	1-0-1, 1tfl
Kent State	2-4-6
at Oklahoma	0-0-0
at Arkansas	0-0-0
Florida	0-0-0
Alabama	0-0-0
Kentucky	1-1-2
Mississippi State	0-1-1
at Georgia	0-0-0
UTEP	2-0-2
at Vanderbilt	0-0-0
at Ohio State	0-0-0

* - *denotes started*



JJ FINCH 26

DL • 6-3 • 297 • Fr.
Indianapolis, Ind.

CAREER
- Ultra productive defensive lineman out of Warren Central High School in Indiana who has earned an immediate role along the defensive line as a freshman in 2026
- Enrolled at Tennessee in Jan. 2026 and participated in spring practice
- A consensus three-star recruit according to 247Sports, Rivals and ESPN
- The No. 52 rated defensive line prospect in the nation according to the Rivals Industry Rankings and No. 50 by the 247Sports Composite
- Considered the No. 3 ranked player in the state of Indiana by ESPN and No. 6 by Rivals
- Helped lead Warren Central High School to the Indiana Class 6A state semifinals as a senior in 2025 and a quarterfinal appearance in 2024
- Received an invite to the 2026 Navy All-American Bowl
- Was named the 2025 Marion County Player of the Year and tabbed an All-Marion County and MIC All-Conference selection as a senior
- Finished the 2025 season with 86 tackles, 24.5 TFLs, 10.5 sacks, 17 quarterback hurries, two pass breakups, one forced fumble and one fumble recovery according to MaxPreps
- Played in six career games

2026
- Posted his first-career half-TFL in rivalry win vs. #6 Alabama (10/17)
- Recorded his first-career quarterback hurry in road win at Arkansas (10/10)
- Saw action on 20 defensive snaps in SEC debut vs. #1 Texas (9/26)
- Played 19 snaps and made his first-career tackle in win vs. Kennesaw State (9/19)
- Made collegiate debut in season-opening win vs. Furman (9/5), seeing action on 19 defensive snaps

NOTABLE
- Majoring in business administration exploratory track
- Flipped his commitment from Alabama to Tennessee on National Signing Day, choosing Tennessee over 27 other Division I offers, including 22 from Power Four programs
- X: @FinchJJ_11 | IG: @jayfin_11

CAREER HIGHS

Tackles	1 (2x), last vs. Alabama, 10/17/26
Tackles for Loss	0.5 vs. Alabama, 10/17/26
QB Hurries	1 at Arkansas, 10/10/26

CAREER STATS

Defense	*GP/GS*	*UT*	*AT*	*TT*	*Sack*	*TFL*	*FF*	*FR*	*QBH*	*PD*	*High Tk*
2026	6/0	1	1	2	0-0	0.5-1	0	0	1	0	1-2x
Career	**6/0**	**1**	**1**	**2**	**0-0**	**0.5-1**	**0**	**0**	**1**	**0**	**1-2x**

GAME-BY-GAME

2026 Opp.	*U-A-T, Other*
Furman	0-0-0
at Georgia Tech	DNP - Injury
Kennesaw State	1-0-1
Texas	0-0-0
Auburn	0-0-0
at Arkansas	0-0-0, 1 qbh
Alabama	0-1-1, 0.5 tfl



CARSON GENTLE 35

DL • 6-3 • 267 • Jr.
Chattanooga, Tenn.

CAREER HONORS
- 2025 Fall SEC Academic Honor Roll
- 2024 Fall SEC Academic Honor Roll

CAREER
- Skilled, versatile defensive lineman who is in his third season with the program in 2026
- Has also contributed on special teams
- Two-time member of the SEC Academic Honor Roll
- Has made 17 tackles with one TFL, half a sack and one QB hurry in his career
- Played in 23 career games with one start

2026
- Posted a career-high five tackles (4 solo) in just 16 defensive snaps in SEC opener vs. #1 Texas (9/26)
- Made his first-career start in win vs. Kennesaw State (9/19), finishing with two tackles and a QB hurry
- Saw action on 21 defensive snaps in road win at Georgia Tech (9/12)
- Played 16 defensive snaps in season-opening win vs. Furman (9/5)

NOTABLE
- Majoring in accounting with a finance collateral
- East Tennessee native and three-time state champion for Chattanooga area powerhouse McCallie School
- Part of three TSSAA Div. II-3A state championship winning teams during his high school career
- Finished runner-up for the 2023 DII-3A Mr. Football Award
- Two-time DII-3A East Region Defensive Player of the Year (2022 & 2023)
- Three-time All-State honoree as a sophomore, junior and senior
- Was tabbed a Mr. Football Award semifinalist following his junior season in 2022
- Earned MaxPreps Second Team Freshman All-America status in 2020, starting the final five contests for McCallie during its state championship run and averaging 1.5 sacks per game
- Also competed in wrestling and track & field in high school, earning All-State recognition in both sports
- Won an individual wrestling state title his senior year and went on to be named All-American
- His father, TJ Gentle, played football at Middle Tennessee
- His twin siblings, Jack and Austin, both play offensive line at Harvard University
- His parents met while attending the University of Tennessee College of Law
- Hobbies outside of football include golf, listening to audio books and hanging out with friends
- Models his game after Nick Bosa
- Favorite sport other than football is wrestling
- Career goal beyond sports is to own a business and help the community around him
- X: @CaronsonGentle | IG: @carsongentle

CAREER HIGHS

Tackles	5 vs. Texas, 9/26/26
Tackles for Loss	0.5 (2x), last vs. UAB, 9/20/25
Sacks	0.5 vs. UTEP, 11/23/24
QB Hurries	1 vs. Kennesaw State, 9/19/26

CAREER STATS

Defense	*GP/GS*	*UT*	*AT*	*TT*	*Sack*	*TFL*	*FF*	*FR*	*QBH*	*PD*	*High Tk*
2024	3/0	1	4	5	0.5-2	0.5-2	0	0	0	0	2-2x
2025	13/0	1	2	3	0-0	0.5-1	0	0	0	0	1-3x
2026	7/1	5	4	9	0-0	0-0	0	0	1	0	5-TEX
Career	**23/1**	**7**	**10**	**17**	**0.5-2**	**1-3**	**0**	**0**	**1**	**0**	**5-TEX**

GAME-BY-GAME

2026 Opp.	*U-A-T, Other*
Furman	0-0-0
at Georgia Tech	0-0-0
*Kennesaw State	0-2-2, 1 qbh
Texas	4-1-5

Auburn	1-0-1
at Arkansas	0-1-1
Alabama	0-0-0

2025 Opp.	*U-A-T, Other*
vs. Syracuse	0-0-0
ETSU	1-0-1
Georgia	0-0-0
UAB	0-1-1, 0.5 tfl
at Mississippi State	0-0-0
Arkansas	0-0-0
at Alabama	0-0-0
at Kentucky	0-0-0
Oklahoma	0-0-0
New Mexico State	0-1-1
at Florida	0-0-0
Vanderbilt	0-0-0
vs. Illinois	0-0-0

2024 Opp.	*U-A-T, Other*
Chattanooga	1-1-2
Kent State	0-2-2
UTEP	0-1-1, 0.5 tfl, 0.5 s

* *- denotes started*



XAVIER GILLIAM 2

DL • 6-2 • 305 • Jr.
Montgomery Village, Md.

Name pronounced ex-ZAY-vee-er GIHL-yuhm

CAREER HONORS
- 2026 Preseason All-SEC Fourth Team (Athlon)

CAREER
- Physical defensive tackle with a strong trajectory who has been a game wrecker in the defensive interior in his first season at Tennessee
- Transferred from Penn State where he played two seasons, including the 2025 campaign under new UT defensive coordinator Jim Knowles
- Ranked the No. 6 defensive lineman in the 2026 transfer portal by 247Sports and No. 8 by On3
- Enrolled at Tennessee in Jan. 2026 and owns three seasons of remaining eligibility
- Has made 39 tackles, 12.5 TFLs and 5.5 sacks to go along with two forced fumbles, one fumble recovery, two pass breakups and seven QB hurries in his career
- Played in 24 career games (7 at UT, 17 at PSU) and made nine starts (7 at UT, 2 at PSU)

2026
- Has emerged as one of the nation's elite defensive players this season, leading the team and ranking among the SEC and national leaders in TFLs (10.5) and pressures (24), while also ranking second on the team and fifth in the SEC with five sacks
- Entering Week 8, holds the following statistical rankings:
  10.5 TFLs - 3rd in SEC, 5th in FBS
  5 sacks – 5th in SEC, 16th in FBS
  24 Pressures – 1st in SEC, 3rd in FBS (among defensive interior lineman)
  2 Forced Fumbles – 1st in SEC, 13th in FBS
  90.4 PFF Grade – 1st in SEC, 2nd in FBS (among defensive interior linemen)
- Had a half-TFL and a pass breakup in win vs. #6 Alabama (10/17)
- His 10.0 TFLs through the first six games were the most by a UT player through six games since Jesse Mahelona had 10.5 in 2004
- Was a force in road win at Arkansas (10/10), finishing with four tackles, 1.5 TFLs, a strip sack, two QB hurries and a pass breakup
- His sack against the Razorbacks forced a fumble that he recovered to stall the Hogs opening drive of the game
- Finished with two tackles, one TFL and one QB hurry in win over Auburn (10/3)
- Posted four tackles, including two TFLs, one sack and one QB hurry in SEC opener vs. #1 Texas (9/26)
- Finished with four tackles and a career-best two QB hurries in win vs. Kennesaw State (9/19)
- Started at DT and made a pair of tackles, including a half-TFL in road win at Georgia Tech (9/12)
- Had a monster performance in his UT debut, setting career highs in tackles (6), TFLs (5.0), sacks (3.0) and forced fumbles (1) in season-opening win vs. Furman (9/5)
- Became the first Vol with three-plus sacks in a game since Darrell Taylor had four on Nov. 10, 2018 vs. Kentucky. Also became the second Vol with at least 5.0 TFLs in a game since 2005, joining Aaron Beasley, who did so on Sept. 9, 2023 vs. Austin Peay
- His 87.6 overall grade from PFF.com was the highest among UT's defensive players for Week 1
- Became just the third SEC player since 2005 with at least 3.0 sacks and 5.0 TFLs in a single contest, joining Ole Miss' Suntarine Perkins (Oct. 26, 2024, against Oklahoma) and Missouri's Blaze Alldredge (Sept. 4, 2021, against Central Michigan)

NOTABLE
- Majoring in communication studies
- On Tennessee's 2026 Football Leadership Council
- Also played baseball and basketball at Wilde Lake High School, earning first-team all-county honors in 2021
- In basketball, was second-team all-county as a sophomore and first-team all-county as a junior, helping Wilde Lake to county and regional championships
- Father, Cecil, played football at Morgan State (1996-97)
- Uncle, Sean McNeely, played basketball at McDaniel College (2003-05)
- Cousin, Kelvin Gilliam, is a defensive lineman who played at Oklahoma and Virginia Tech
- Great Uncle, Mahlon Duckett, played baseball for the Philadelphia Stars and Homestead Grays (1940-50)
- Aspires to be a coach one day
- X: @ XavierGilliam_ | IG: @ xaviergilliam_

CAREER HIGHS

Tackles	6 vs. Furman, 9/5/26
Tackles for Loss	5.0 vs. Furman, 9/5/26
Sacks	3.0 vs. Furman, 9/5/26
QB Hurries	2 (2x), last at Arkansas, 10/10/26
Forced Fumbles	1 (2x), last at Arkansas, 10/10/26
Fumble Recoveries	1 at Arkansas, 10/10/26
Passes Defended	1 (2x), last vs. Alabama, 10/17/26

CAREER STATS

Defense	*GP/GS*	*UT*	*AT*	*TT*	*Sack*	*TFL*	*FF*	*FR*	*PD*	*QBH*	*High Tk*
*2024	4/0	1	0	1	0-0	0-0	0	0	0	0	1-MD
*2025	13/2	11	4	15	0.5-3	2-8	0	0	0	1	4-FIU
2026	7/7	11	12	23	5-32	10.5-40	2	1	2	6	6-FUR
at PSU	**17/2**	**12**	**4**	**16**	**0.5-3**	**2-8**	**0**	**0**	**0**	**1**	**4-FIU**
at UT	**7/7**	**11**	**12**	**23**	**5-32**	**10.5-40**	**2**	**1**	**2**	**6**	**6-FUR**
Career	**24/9**	**23**	**16**	**39**	**5.5-35**	**12.5-48**	**2**	**1**	**2**	**7**	**6-FUR**

**at Penn State*

GAME-BY-GAME

2026 Opp.	*U-A-T, Other*
*Furman	5-1-6, 5 tfl, 3 s, 1 ff
*at Georgia Tech	1-1-2, 0.5 tfl
*Kennesaw State	0-4-4, 2 qbh
*Texas	1-3-4, 2 tfl, 1 s, 1 qbh
*Auburn	1-1-2, 1 tfl, 1 qbh
*at Arkansas	3-1-4, 1.5 tfl, 1 s, 1 ff, 1 fr, 2 qbh
*Alabama	0-1-1, 0.5 tfl, 1 pd

2025 Opp.	*U-A-T, Other*
Nevada	0-0-0, 1 qbh
FIU	2-2-4, 1.5 tfl
Villanova	1-0-1
Oregon	2-0-2
at UCLA	1-0-1
Northwestern	1-0-1
at Iowa	1-0-1, 1 blk fg
at Ohio State	0-1-1
Indiana	1-0-1
*at Michigan State	1-0-1
Nebraska	1-0-1
at Rutgers	0-1-1, 0.5 tfl, 0.5 s
*vs. Clemson	0-0-0

2024 Opp.	*U-A-T, Other*
Kent State	0-0-0
Maryland	1-0-1
vs. Boise State	0-0-0

* *- denotes started*



KEDRIC GOLSTON II 37

DL • 6-3 • 243 • Fr.
Leesburg, Va.

Name pronounced KEH-drick GOAL-stun

CAREER
- Long, lean edge rusher with quick burst out of Stone Bridge High School in Virginia who has the potential to be a contributor as a freshman in 2026
- Enrolled at UT in Jan. 2026 and participated in spring practice
- Was a consensus three-star recruit according to 247Sports, Rivals and ESPN
- Rated a top 50 edge prospect nationally by Rivals (No. 50), 247Sports (No. 48) and ESPN (No. 12)
- Helped guide Stone Bridge to a 10-1 record and a spot in the VHSL Class 5 semifinal in 2025
- Was named a First-Team All-District linebacker as a senior in 2025
- Played in four career games

2026
- Recorded a tackle and his first-career QB hurry in win vs. Kennesaw State (9/19)
- Made his collegiate debut and recorded one tackle in season-opening win vs. Furman (9/5)

NOTABLE
- Majoring in journalism and media
- Was coached by his father Kedric Golston, who played for Tennessee defensive line coach Rodney Garner at Georgia before an 11-year NFL career
- Chose Tennessee over 27 other Division I offers, including 23 Power 4 offers
- X: @kedric_golston | IG: @9.keddy

CAREER HIGHS

Tackles	1 (2x), last vs. Kennesaw State, 9/19/26
QB Hurries	1 vs. Kennesaw State, 9/19/26

CAREER STATS

Defense	*GP/GS*	*UT*	*AT*	*TT*	*Sack*	*TFL*	*FF*	*FR*	*QBH*	*PD*	*High Tk*
2026	4/0	1	1	2	0-0	0-0	0	0	1	0	1-2x
Career	**4/0**	**1**	**1**	**2**	**0-0**	**0-0**	**0**	**0**	**1**	**0**	**1-2x**

GAME-BY-GAME

2026 Opp.	*U-A-T, Other*
Furman	1-0-1
at Georgia Tech	0-0-0
Kennesaw State	0-1-1, 1 qbh
Texas	0-0-0
Auburn	DNP - Injury
at Arkansas	DNP - Injury
Alabama	DNP



JAVIN GORDON 6

RB • 5-10 • 212 • So.
Toccoa, Ga.

First name pronounced JAY-vin

CAREER

- Promising transfer running back from Tulane who will immediately be in the Vols' rotation
- A Georgia native who enrolled at Tennessee in Jan. 2026 and had an impressive preseason camp
- Has 148 rushing attempts for 595 yards and five touchdowns as well as 15 receptions for 118 yards in his career
- Played in 17 career games (3 at UT, 14 at Tulane) and made six starts (all at Tulane)

2026

- Finished with one catch for seven yards in win vs. #6 Alabama (10/17), marking his first action since sustaining an injury in Week 2 win at Georgia Tech
- Had 10 carries for 32 yards in road win at Georgia Tech (9/12)
- Posted a solid UT debut with 10 carries for 47 yards as well as one reception for 18 yards in season-opening win over Furman (9/5)

NOTABLE

- Majoring in Human Development and Family Science
- Given the nickname "Flash Gordon" by coaches and teammates during preseason camp
- A three-star prospect by On3, 247Sports, ESPN and Rivals at Stephens County High School in Georgia
- Named the region's Offensive Player of the Year after accounting for 18 regular season touchdowns
- His cousin, Tauren Poole, played at Tennessee from 2008–11, rushing for 1,898 yards and 17 touchdowns before going on to play three seasons in the NFL
- X: @javingordon5 | IG: @realjavingordon

CAREER HIGHS

Rushes	15 (2x), last at Tulsa, 9/27/25
Rushing Yards	80 at South Alabama, 9/6/25
Rushing Touchdowns	3 at Tulsa, 9/27/25
Long Rush	25 at Tulsa, 9/27/25
Receptions	5 vs. East Carolina, 10/9/25
Receiving Yards	35 vs. East Carolina, 10/9/25
Receiving Touchdowns	1 vs. East Carolina, 10/9/25
Long Reception	21 vs. Charlotte, 11/29/25

CAREER STATS

Rushing	*GP/GS*	*No*	*Yds*	*Avg*	*Per/G*	*TD*	*Long*	*High Yd*
*2025	14/6	128	516	4.0	36.9	5	25-TUL	80-USA
2026	3/0	20	79	4.0	26.3	0	24-FUR	47-FUR
at TUL	**14/6**	**128**	**516**	**4.0**	**36.9**	**5**	**25-TUL**	**80-USA**
at UT	**3/0**	**20**	**79**	**4.0**	**26.3**	**0**	**24-FUR**	**47-FUR**
Career	**17/6**	**148**	**595**	**4.0**	**35.0**	**5**	**25-TUL**	**80-USA**

Receiving	*GP/GS*	*No*	*Yds*	*Avg*	*Per/G*	*TD*	*Long*	*High Yd*
*2025	14/6	13	93	7.2	6.6	1	21-CLT	35-ECU
2026	3/0	2	25	12.5	8.3	0	18-FUR	18-FUR
at TUL	**14/6**	**13**	**93**	**7.2**	**6.6**	**1**	**21-CLT**	**35-ECU**
at UT	**3/0**	**2**	**25**	**12.5**	**8.3**	**0**	**18-FUR**	**18-FUR**
Career	**17/6**	**15**	**118**	**7.9**	**6.9**	**1**	**21-CLT**	**35-ECU**

**at Tulane*

GAME-BY-GAME

2026 Opp.	*Rush-Yds-TD, Lg*	*Rec-Yds-TD, Lg*
Furman	10-47-0, 24	1-18-0, 18
at Georgia Tech	10-32-0, 8	0-0-0
Kennesaw State	DNP - Injury	
Texas	DNP - Injury	
Auburn	DNP - Injury	
at Arkansas	DNP	
Alabama	0-0-0	1-7-0, 7

2025 Opp.	*Rush-Yds-TD, Lg*	*Rec-Yds-TD, Lg*
Northwestern	5-24-0, 7	0-0-0
at S. Alabama	15-80-0, 22	0-0-0
Duke	7-18-0, 14	1-15-0, 15
at Ole Miss	8-35-0, 11	1-6-0, 6
at Tulsa	15-78-3, 25	0-0-0
*East Carolina	10-34-0, 10	5-35-1, 13
*Army	12-40-0, 11	1-3-0, 3
*at UTSA	5-19-0, 5	0-0-0
*at Memphis	12-66-1, 13	0-0-0
*FAU	5-14-0, 4	0-0-0
*at Temple	8-27-0, 11	0-0-0
Charlotte	9-44-1, 21	4-29-0, 21
North Texas	11-26-0, 5	1-5-0, 5
at Ole Miss	6-11-0, 6	0-0-0

** - denotes started*



ISAIAH HARDGE 29

DB • 5-10 • 182 • Sr.
Hollywood, Fla.

CAREER

- Athletic defensive back who transferred to Tennessee after three seasons at Colorado, where he was a two-way player for the Buffaloes
- Originally signed with Colorado as a member of the Class of 2023 from St. Thomas Aquinas High School in Florida
- Enrolled at Tennessee in Jan. 2026 and has two seasons of eligibility remaining
- Totaled 22 career tackles, one TFL and one fumble recovery in his career
- Played in 30 career games (7 at UT, 23 at COL) and made one start (at COL)

2026

- Made a pair of tackles in UT debut to help lead Vols to season-opening win vs. Furman (9/5)

NOTABLE

- Majoring in communication studies
- Brother, Ron Hardge III, played defensive back at Oregon State and Colorado State
- Played at renowned St. Thomas Aquinas in Fort Lauderdale under head coach Roger Harriott
- As a junior and senior, combined to catch 48 passes for 733 yards and 10 touchdowns, also picking up 34 yards on kick return and 104 on punt return for a total of 883 all-purpose yards
- As a senior, helped lead the Raiders to a perfect 14-0 season, winning the school's fourth straight and 14th overall state championship
- X: @isaiahhardge17 | IG: @KZIsaiah1

CAREER HIGHS

Tackles	5 vs. Arizona State, 11/22/25
Tackles For Loss	1 at Kansas State, 11/29/25
Fumble Recoveries	1 vs. Arizona State, 11/22/25
Receptions	3 vs. Delaware, 9/6/25
Receiving Yards	39 vs. Oklahoma State, 11/29/24
Long Reception	39 vs. Oklahoma State, 11/29/24

CAREER STATS

Defense	*GP/GS*	*UT*	*AT*	*TT*	*Sack*	*TFL*	*FF*	*FR*	*PD*	*INT*	*High Tk*
*2023	3/0	0	0	0	0-0	0-0	0	0	0	0	--
*2024	11/0	3	2	5	0-0	0-0	0	0	0	0	2-ARI
*2025	9/1	12	3	15	0-0	1-1	0	1	0	0	5-ASU
2026	7/0	1	1	2	0-0	0-0	0	0	0	0	2-FUR
at COL	**23/1**	**15**	**5**	**20**	**0-0**	**1-1**	**0**	**1**	**0**	**0**	**5-ASU**
at UT	**7/0**	**1**	**1**	**2**	**0-0**	**0-0**	**0**	**0**	**0**	**0**	**2-FUR**
Career	**30/1**	**16**	**6**	**22**	**0-0**	**1-1**	**0**	**1**	**0**	**0**	**5-ASU**

Receiving	*GP/GS*	*No*	*Yds*	*Avg*	*Per/G*	*TD*	*Long*	*High Yd*
*2023	3/0	0	0	0.0	0.0	0	--	--
*2024	11/0	1	39	39.0	3.5	0	39-OKST	39-OKST
*2025	9/1	5	37	7.4	4.1	0	11-GT	21-DEL
2026	7/0	0	0	0.0	0.0	0	-	-
at COL	**23/1**	**6**	**76**	**12.6**	**3.3**	**0**	**39-OKST**	**39-OKST**
at UT	**7/0**	**0**	**0**	**0.0**	**0.0**	**0**	**-**	**-**
Career	**30/1**	**6**	**76**	**12.6**	**2.5**	**0**	**39-OKST**	**39-OKST**

**at Colorado*

GAME-BY-GAME

2026 Opp.	*U-A-T, Other*
Furman	1-1-2
at Georgia Tech	0-0-0
Kennesaw State	0-0-0
Texas	0-0-0
Auburn	0-0-0
at Arkansas	0-0-0
Alabama	0-0-0

2025 Opp.	*U-A-T, Other*	*Rec-Yds-TD, Lg*
Georgia Tech	1-0-1	1-11-0, 11
Delaware	0-0-0	3-21-0, 9
at Houston	1-0-1	0-0-0
*Wyoming	0-0-0	1-5-0, 5
BYU	2-0-2	0-0-0
at TCU	DNP	
Iowa State	DNP	
at Utah	1-0-1	0-0-0
Arizona	DNP	
at West Virginia	1-0-1	0-0-0
Arizona State	2-3-5, 1 fr	0-0-0
at Kansas State	4-0-4, 1 tfl	0-0-0

2024 Opp.	*U-A-T, Other*	*Rec-Yds-TD, Lg*
North Dakota State	DNP	
at Nebraska	0-0-0	0-0-0
at Colorado State	DNP	
Baylor	0-0-0	0-0-0
at UCF	0-0-0	0-0-0
Kansas State	1-0-1	0-0-0
at Arizona	2-0-2	0-0-0
Cincinnati	0-0-0	0-0-0
at Texas Tech	0-0-0	0-0-0
Utah	0-0-0	0-0-0
at Kansas	0-1-1	0-0-0
Oklahoma State	0-0-0	1-39-0, 39
vs. BYU	0-1-1	0-0-0

2023 Opp.	*U-A-T, Other*	*Rec-Yds-TD, Lg*
at TCU	0-0-0	0-0-0
Nebraska	0-0-0	0-0-0
Colorado State	0-0-0	0-0-0

** - denotes started*



DONOVAN HASLAM 69

OL • 6-3 • 350 • 5th
Perry, Ga.

CAREER HONORS

- 2026 East-West Shrine Bowl 1000

CAREER

- Veteran offensive lineman who transferred to Tennessee for his final season in 2026
- Part of the rotation at guard
- Played the 2025 season at West Virginia before entering the portal
- Returns to the Volunteer State after spending the 2022-24 seasons at Austin Peay
- Played 1,565 career offensive snaps and has allowed only two sacks
- Played in 43 career games (7 at UT, 24 at Austin Peay, 12 at WVU) with 17 starts (3 at UT, 9 at Austin Peay, 5 at WVU)

2026

- Started at RG and played all 72 offensive snaps without allowing a sack or QB hit in win vs. #6 Alabama (10/17)
- Made his second straight start at RG and did not allow a pressure while playing all 64 offensive snaps in road win at Arkansas (10/10), helping the Vols record 414 yards of total offense
- Made his first start at UT and played all 67 offensive snaps at RG in win vs. Auburn (10/3), helping the Vols pile up 237 yards on the ground
- Saw his most extensive action to date in SEC opener vs. #1 Texas (9/26), playing 77 snaps at right guard against the Longhorns
- Played 35 snaps at guard and did not allow a pressure as the Vols racked up 268 rushing yards and 446 total yards in win vs. Kennesaw State (9/19)
- Played 14 snaps at right guard in road win at Georgia Tech (9/12), helping the Vols roll up 299 rushing yards on the night

- Made UT debut in season-opening win vs. Furman (9/5), playing 26 offensive snaps at RG without allowing a pressure

NOTABLE
- Majoring in communication studies
- A Class 4A all-state selection as a senior by the Atlanta Journal-Constitution and also named to All-Middle Georgia Football First Team by the Macon Telegraph
- Helped Perry High School reach the Class 4A state quarterfinals in 2021
- Was a Class 4A All-State honoree as a junior by the Georgia Athletic Coaches Association
- X: @DonovanHaslam63 | IG: @_donovanhaslam

CAREER STATS

Games Played/Started: 2026: 6/2; 2025: 12/5; 2024: 12/9; 2023: 2/0; 2022: 10/0
Career: 43/17; Tennessee: 7/3; Austin Peay: 24/9; West Virginia: 12/5



DAEVIN HOBBS 5

DL • 6-4 • 290 • Sr.
Concord, N.C.

First name pronounced DAY-vin

CAREER HONORS
- 2026 Preseason All-SEC Third Team (Phil Steele)
- 2025 Fall SEC Academic Honor Roll
- 2023 Fall SEC Academic Honor Roll

CAREER
- Former five-star recruit in his fourth season and has made a significant impact in the defensive interior
- Played a vital role in the rotation in 2024 and 2025 and has started all four SEC games this season
- Initially enrolled at Tennessee in Jan. 2023
- Totaled 74 tackles (31 solo), 9.5 tackles for loss, four sacks, nine QB hurries, two pass breakups and one forced fumble in his career
- Played in 37 career games with five starts

2026
- Started in rivalry win over #6 Alabama (10/17) and had one assisted tackle
- Posted three total tackles in road start at Arkansas (10/10), including one solo TFL of 12 yards
- Started at DT vs. Auburn (10/3) and finished with one assisted tackle and a career-best three QB hurries
- Made second career start at DT in SEC opener vs. #1 Texas (9/26) and logged five total tackles, including a career-high tying 1.5 TFLs for a loss of 15 yards
- Credited with one QB hurry in the season-opening win over Furman (9/5)

NOTABLE
- Majoring in sport management
- Nicknames are "D2W" and "Shrek"
- Arrived at UT as the top overall prospect from North Carolina according to 247Sports and Rivals
- Dual sport athlete in high school who led the Robinson Bulldogs to a 2021 Class 2A state championship in basketball while averaging 14.7 points per game
- X: @DaevinH | IG: @daevinhobbs

CAREER HIGHS

Tackles	9 vs. New Mexico State, 11/15/25
Tackles for Loss	1.5 (3x), last vs. Texas, 9/26/26
Sacks	1.0 (2x), last at Florida, 11/22/25
Forced Fumbles	1 vs. Arkansas, 10/11/25
QB Hurries	3 vs. Auburn, 10/3/26
Passes Defended	2 vs. New Mexico State, 11/15/25

CAREER STATS

Defense	GP/GS	UT	AT	TT	Sack	TFL	FF	FR	QBH	PD	High Tk
2023	10/0	6	8	14	0-0	1-1	0	0	0	0	3-2x
2024	13/0	7	13	20	1-3	2.5-5	0	0	3	0	4-UK
2025	8/1	13	17	30	3-23	3.5-23	1	0	2	2	9-NMSU
2026	6/4	5	5	10	0-0	2.5-27	0	0	4	0	5-TEX
Career	**37/5**	**31**	**43**	**74**	**4-26**	**9.5-56**	**1**	**0**	**9**	**2**	**9-NMSU**

GAME-BY-GAME

2026 Opp.	U-A-T, Other
Furman	0-0-0, 1 qbh
at Georgia Tech	0-0-0
Kennesaw State	DNP - Injury
*Texas	3-2-5, 1.5 tfl
*Auburn	0-1-1, 3 qbh
*at Arkansas	2-1-3, 1 tfl
*Alabama	0-1-1

2025 Opp.	U-A-T, Other
vs. Syracuse	DNP - Injury
ETSU	DNP - Injury
Georgia	DNP - Injury
UAB	DNP - Injury
at Mississippi State	DNP - Injury
Arkansas	1-4-5, 1 tfl, 1 s, 1 ff
at Alabama	0-2-2
at Kentucky	2-0-2, 1 qbh
Oklahoma	2-3-5, 0.5 tfl, 0.5 s
New Mexico State	5-4-9, 1 qbh, 2 pd
at Florida	1-2-3, 1.5 tfl, 1 s
Vanderbilt	1-1-2
*vs. Illinois	1-1-2, 0.5 tfl, 0.5 s

2024 Opp.	U-A-T, Other
Chattanooga	0-2-2
vs. NC State	0-1-1, 0.5 tfl
Kent State	0-0-0
at Oklahoma	1-0-1
at Arkansas	0-1-1, 0.5 tfl, 0.5 s, 1 qbh
Florida	0-1-1
Alabama	0-1-1, 1 qbh
Kentucky	1-3-4, 1 qbh
Mississippi State	1-1-2
at Georgia	2-0-2
UTEP	1-2-3, 1.5 tfl, 0.5 s
at Vanderbilt	1-0-1
at Ohio State	0-1-1

2023 Opp.	U-A-T, Other
vs. Virginia	3-0-3
Austin Peay	2-1-3
at Florida	DNP
UTSA	0-2-2
South Carolina	DNP
Texas A&M	DNP
at Alabama	0-0-0
at Kentucky	0-2-2
UConn	0-2-2, 0.5 tfl
at Missouri	0-0-0
Georgia	0-0-0
Vanderbilt	1-1-2, 0.5 tfl
vs. Iowa	0-0-0

* - *denotes started*



RADARIOUS JACKSON 3

WR • 6-2 • 208 • So.
Memphis, Tenn.

First name pronounced RAH-dair-ee-us

CAREER HONORS
- 2025 Fall SEC Academic Honor Roll

CAREER
- Physical receiver from Memphis with exceptional size, athleticism and catch radius
- Enrolled at UT in Jan. 2025, participated in spring practice and shined in the Orange & White Game prior to his freshman season
- Played in a reserve role as a true freshman and is a key member of the wide receiver group in 2026
- Has made 20 catches for 229 yards in his career
- Played in 16 career games with four starts

2026
- Started in the rivalry win over #6 Alabama (10/17) and logged two catches for 24 yards
- Made a crucial, touchdown-saving tackle just before halftime in road win at Arkansas (10/10), tracking down a Razorbacks defender from behind who recovered a fumble
- Started vs. Auburn (10/3) and had one catch for two yards
- Earned his second start of the year in SEC opener against #1 Texas (9/26)
- Made his first career start vs. Kennesaw State (9/19) and finished with two catches for 11 yards
- Led the Vols with three catches and a career-best 64 yards in road win at Georgia Tech (9/12), including a career-long 45 yard reception in the first quarter
- Hauled in three catches for 38 yards in the season opener vs. Furman (9/5), including a career-long 25-yard catch in the second quarter to help set up a touchdown

NOTABLE
- Majoring in sport management
- Goes by "RaRa"
- Considered a four-star prospect and top-10 player from Tennessee by all major recruiting services out of high school
- Won the 2023 Tennessee Titans Mr. Football Award for Class 3A
- Favorite musical artists are NBA YoungBoy and Rod Wave
- X: @RadariousC | IG: @iamthr3e

CAREER HIGHS

Receptions	3 (3x), last at Georgia Tech, 9/12/26
Receiving Yards	64 at Georgia Tech, 9/12/26
Long Reception	45 at Georgia Tech, 9/12/26

CAREER STATS

Receiving	GP/GS	No	Yds	Avg	Per/G	TD	Long	High Yd
2025	9/0	9	90	10.0	10.0	0	19-UK	35-ETSU
2026	7/4	11	139	12.6	19.9	0	45-GT	64-GT
Career	**16/4**	**20**	**229**	**11.4**	**14.3**	**0**	**45-GT**	**64-GT**

GAME-BY-GAME

2026 Opp.	Rec-Yds-TD, Lg
Furman	3-38-0, 25
at Georgia Tech	3-64-0, 45
*Kennesaw State	2-11-0, 8
*Texas	0-0-0
*Auburn	1-2-0, 2
at Arkansas	0-0-0 (1 tackle)
*Alabama	2-24-0, 17

2025 Opp.	Rec-Yds-TD, Lg
vs. Syracuse	0-0-0
ETSU	3-35-0, 15
Georgia	1-5-0, 5
UAB	DNP - Injury
at Mississippi State	DNP - Injury
Arkansas	DNP - Injury
at Alabama	DNP - Injury
at Kentucky	1-19-0, 19
Oklahoma	0-0-0
New Mexico State	0-0-0
at Florida	1-2-0, 2
Vanderbilt	1-11-0, 11
vs. Illinois	2-18-0, 13

* - *denotes started*



TK KEYS 5

WR • 6-2 • 200 • Fr.
Hattiesburg, Miss.

CAREER
- A blue-chip playmaker widely considered the top wide receiver prospect in the Class of 2026
- Enrolled at Tennessee in Jan. 2026 and went through spring practice
- Ranked the No. 1 high school wideout in the nation by 247Sports, No. 2 by ESPN and No. 7 by Rivals
- Considered the No. 2 wide receiver in the Rivals Industry Rankings
- A five-star prospect by 247Sports and ESPN and tabbed four stars by Rivals
- Rated the No. 10 overall player in the country regardless of position by 247Sports and ESPN
- Was the No. 11 overall player in the Rivals Industry Ranking
- The state of Mississippi's top overall recruit who shined during his junior season with 58 catches for 1,275 yards and 14 touchdowns as he led Hattiesburg to the Class 6A state title game
- Participated in the 2025 Under Armour All-America Game, logging three catches for 31 yards and also stood out in the 2025 Polynesian Bowl with five receptions for 41 yards and one touchdown
- The highest rated state of Mississippi recruit signed by the Vols in the 247Sports/Rivals era (since 2000)
- Played in seven career games and has made six catches for 54 yards with one touchdown

2026
- Posted two receptions for 13 yards in the rivalry win over #6 Alabama (10/17), including a key first-down catch on third-and-3 on UT's final touchdown drive in the fourth quarter
- Played six snaps in his SEC debut vs. #1 Texas (9/26)
- Logged two receptions for 12 yards in the win over Kennesaw State (9/19)
- Made two catches for 29 yards in his collegiate debut vs. Furman (9/5), including a 22-yard touchdown reception in the third quarter

NOTABLE
- Majoring in communication studies
- One of the most prominent adidas partner athletes who was featured in the Vols' July national rollout
- Three-sport standout in high school who played basketball and competed in track & field
- Showed his athletic prowess on the track, posting marks of six feet in the high jump and 43-feet 2-inches in the triple jump
- Part of a 4x400 squad that took second at MHSAA 6A state meet as a junior
- Received 33 Division I offers and committed to Tennessee on Aug. 28, 2025
- Full name is Tristen Keys
- X: @Tkgot5 | IG: @5ways.tk

CAREER HIGHS

Receptions	2 (3x), last vs. Alabama, 10/17/26
Receiving Yards	29 vs. Furman, 9/5/26
Receiving Touchdowns	1 vs. Furman, 9/5/26
Long Reception	22 vs. Furman, 9/5/26

CAREER STATS

Receiving	*GP/GS*	*No*	*Yds*	*Avg*	*Per/G*	*TD*	*Long*	*High Yd*
2026	7/0	6	54	9.0	7.7	1	22-FUR	29-FUR
Career	**7/0**	**6**	**54**	**9.0**	**7.7**	**1**	**22-FUR**	**29-FUR**

GAME-BY-GAME

2026 Opp.	*Rec-Yds-TD, Lg*
Furman	2-29-1, 22
at Georgia Tech	0-0-0
Kennesaw State	2-12-0, 7
Texas	0-0-0
Auburn	0-0-0
at Arkansas	0-0-0
Alabama	2-13-0, 9



TYREEK KING 19

WR • 5-11 • 178 • Fr.
Knoxville, Tenn.

CAREER
- Explosive wide receiver and homegrown signee who starred for Knoxville Catholic High School
- Enrolled at Tennessee in June 2026
- Consensus four-star prospect by all major recruiting services and top-25 receiver in the country according to ESPN (#9) and Rivals (#21)
- The No. 2 recruit from Tennessee according to ESPN
- According to the Rivals Industry Rankings, rated the No. 132 prospect in the country, No. 21 at his position and No. 5 in the state of Tennessee for the 2026 recruiting cycle
- Participated in the 2026 Under Armour All-American Game
- Finished his high school career with three consecutive 1,000-yard campaigns as a sophomore, junior and senior
- Played in three career games

2026
- Made his collegiate debut in season-opening win vs. Furman (9/5) and had one catch for five yards

NOTABLE
- Majoring in business analytics
- Chose Tennessee over 30 other Division I offers, including 23 Power Four programs and 10 SEC institutions
- X: @Tyreekking15 | IG: @_.reek7

CAREER HIGHS

Receptions	1 vs. Furman, 9/5/26
Receiving Yards	5 vs. Furman, 9/5/26
Long Reception	5 vs. Furman, 9/5/26

CAREER STATS

Receiving	*GP/GS*	*No*	*Yds*	*Avg*	*Per/G*	*TD*	*Long*	*High Yd*
2026	3/0	1	5	5.0	1.7	0	5-FUR	5-FUR
Career	**3/0**	**1**	**5**	**5.0**	**1.7**	**0**	**5-FUR**	**5-FUR**

GAME-BY-GAME

2026 Opp.	*Rec-Yds-TD, Lg*
Furman	1-5-0, 5
at Georgia Tech	0-0-0
Kennesaw State	0-0-0
Texas	DNP
Auburn	DNP
at Arkansas	DNP
Alabama	DNP



DEJUAN LANE 10

DB • 6-2 • 215 • Jr.
Jessup, Md.

First name pronounced DAY-zhaan

CAREER HONORS
- Walter Camp National Defensive Player of the Week (vs. Auburn, 10/6/26)
- SEC Co-Defensive Player of the Week (vs. Auburn, 10/5/26)

CAREER
- Versatile safety who transferred to Tennessee after playing two seasons at Penn State
- Rejoined his position coach, Anthony Poindexter, along with his defensive coordinator, Jim Knowles
- Enrolled at Tennessee in Jan. 2026 and went through spring practice
- Initially signed with the Nittany Lions as one of the top prep players in Maryland
- Made 72 tackles – 48 solo – with 7.5 TFLs, three sacks, seven pass breakups and four interceptions (one pick six)
- Played in 36 career games with 10 starts (7/7 at UT, 29/3 at Penn State)

2026
- Started all seven games at safety in his first season at Tennessee and leads the Vols with three interceptions and seven passes defended in 2026
- His three interceptions and seven passes defended rank tied for second and tied for third in the SEC, respectively
- Had a stellar performance in rivalry win vs. #6 Alabama (10/17), finishing with five tackles, 1.5 TFLs, one fumble recovery, one interception and one pass breakup
- Posted six total tackles in road win at Arkansas (10/10) with one TFL and one pass breakup
- Made a tremendous impact in UT's win over Auburn (10/3), posting a career-high nine tackles, 2.5 TFLs, two sacks and one QB hurry to go along with a key third-quarter interception that set up a scoring drive
- Was named Walter Camp National Defensive Player of the Week and SEC Defensive Player of the Week for his efforts against the Tigers
- Logged three total tackles in SEC opener against #1 Texas (9/26)
- Returned his first career pick-six 41 yards in the second quarter of road win at Georgia Tech (9/12) and finished the game with three tackles and a career-high three passes defended
- Started at safety in his UT debut vs. Furman (9/5) and made one assisted tackle

NOTABLE
- Majoring in information sciences
- Brother, Rayuan, played football at Navy (2021-24) and was selected in the sixth round of the 2025 NFL Draft by Jacksonville (pick #200) and is a safety for the Jaguars
- X: @Dejuan24 | IG: @daythefuturee

CAREER HIGHS

Tackles	9 vs. Auburn, 10/3/26
Tackles for Loss	2.5 vs. Auburn, 10/3/26
Sacks	2.0 vs. Auburn, 10/3/26
Passes Defended	3 at Georgia Tech, 9/12/26
Quarterback Hurries	1 vs. Auburn, 10/3/26
Interceptions	1 (4x), last vs. Alabama, 10/17/26
Fumble Recoveries	1 vs. Alabama, 10/17/26
Touchdowns	1 (41-yard INT ret.) at Georgia Tech, 9/12/26

CAREER STATS

Defense	*GP/GS*	*UT*	*AT*	*TT*	*Sack*	*TFL*	*FF*	*FR*	*INT*	*PD*	*High Tk*
*2024	16/0	8	6	14	0-0	0-0	0	0	1	3	4-UCLA
*2025	13/3	24	6	30	1-7	2.5-10	0	0	0	1	6-CLEM
2026	7/7	16	12	28	2-9	5-15	0	1	3	7	9-AUB
at PSU	**29/3**	**32**	**12**	**44**	**1-7**	**2.5-10**	**0**	**0**	**1**	**4**	**6-CLEM**
at UT	**7/7**	**16**	**12**	**28**	**2-9**	**5-15**	**0**	**1**	**3**	**7**	**9-AUB**
Career	**35/9**	**48**	**24**	**72**	**3-16**	**7.5-25**	**0**	**1**	**4**	**11**	**9-AUB**

**at Penn State*

GAME-BY-GAME

2026 Opp.	*U-A-T, Other*
*Furman	0-1-1
*at Georgia Tech	2-1-3, 1 int, 3 pd, 1 td
*Kennesaw State	0-1-1
*Texas	1-2-3
*Auburn	6-3-9, 2.5 tfl, 2 s, 1 int, 1 pd, 1 qbh
*at Arkansas	3-3-6, 1 tfl, 1 pd
*Alabama	4-1-5, 1.5 tfl, 1 fr, 1 int, 2 pd

2025 Opp.	*U-A-T, Other*
Nevada	2-0-2, 1 tfl, 1 s
FIU	1-1-2
Villanova	5-0-5, 1 tfl
Oregon	0-0-0
at UCLA	3-1-4, 0.5 tfl
*Northwestern	2-1-3
at Iowa	2-1-3
at Ohio State	0-0-0
Indiana	0-0-0
at Michigan State	1-0-1
*Nebraska	2-0-2
at Rutgers	2-0-2
*vs. Clemson	4-2-6, 1 pd

2024 Opp.	U-A-T, Other
at West Virginia	0-0-0
Bowling Green	0-0-0
Kent State	0-2-2
Illinois	0-0-0
UCLA	2-2-4
at USC	0-0-0
at Wisconsin	0-0-0, 1 pd
Ohio State	0-0-0
Washington	0-0-0
at Minnesota	0-1-1
Maryland	2-1-3, 1 int, 1 pd
at Oregon	0-0-0
vs. SMU	0-0-0, 1 pd
at Boise State	2-0-2
vs. Notre Dame	0-0-0

* - *denotes started*



KAYIN LEE 14

DB • 5-11 • 191 • Sr.
Ellenwood, Ga.

First name pronounced KAY-enn

CAREER HONORS
- 2026 Senior Bowl Top 300
- 2026 East-West Shine Bowl 1000

CAREER
- Lockdown cornerback with multiple years of starting SEC experience who transferred to Tennessee from Auburn
- Played three seasons for the Tigers and was considered one of the top cornerbacks in the 2026 transfer portal
- Enrolled at Tennessee in Jan. 2026
- Originally signed with Auburn after a terrific prep career in the Atlanta area
- Credited with 96 tackles – 79 solo – to go along with two tackles for loss, one forced fumble, 17 pass breakups and five interceptions
- Played 1,945 career defensive snaps
- Played in 43 career games with 32 starts (7/7 at UT, 36/25 at Auburn)

2026
- Started all seven games at cornerback in his first year at Tennessee
- Sealed Tennessee's Third Saturday in October win over #6 Alabama (10/17) with a late fourth-quarter interception and finished the game with two tackles
- Posted one tackle and allowed just one reception for eight yards in road win at Arkansas (10/10)
- Started against his former team and finished with three total tackles vs. Auburn (10/3)
- Snagged his fourth-career interception and first as a Vol in the SEC opener vs. #1 Texas (9/26) and had a pair of solo tackles
- Logged a season-high five tackles in the win over Kennesaw State (9/19)
- Started at CB and finished with two tackles in road win at Georgia Tech (9/12)
- Started at corner in his UT debut in season-opening win over Furman (9/5), playing 30 defensive snaps without allowing a reception

NOTABLE
- Majoring in human development and family science
- Played in the 2022 All-American Bowl High School All-Star Game
- Also lettered in track & field in high school
- X: @_kayinlee | IG: @_kayinlee

CAREER HIGHS

Tackles	6 vs. Mercer, 11/22/25
Tackles for Loss	1.0 (2x), last vs. Maryland, 12/30/23
Forced Fumbles	1 at Texas A&M, 9/23/23
Passes Defended	3 (2x), last vs. Missouri, 10/18/25
Interceptions	1 (5x), last vs. Alabama, 10/17/26

CAREER STATS

Defense	GP/GS	UT	AT	TT	Sack	TFL	FF	FR	INT	PD	High Tk
*2023	13/4	13	5	18	0-0	2-7	1	0	0	6	4-SAM
*2024	11/10	29	3	32	0-0	0-0	0	0	2	9	5-(4x)
*2025	12/11	26	5	31	0-0	0-0	0	0	1	5	6-MER
2026	7/7	11	4	15	0-0	0-0	0	0	2	2	5-KSU
at AU	**36/25**	**68**	**13**	**81**	**0-0**	**2-7**	**1**	**0**	**3**	**20**	**6-MER**
at UT	**7/7**	**11**	**4**	**15**	**0-0**	**0-0**	**0**	**0**	**2**	**2**	**5-KSU**
Career	**43/32**	**79**	**17**	**96**	**0-0**	**2-7**	**1**	**0**	**5**	**22**	**6-MER**

**at Auburn*

GAME-BY-GAME

2026 Opp.	U-A-T, Other
*Furman	0-0-0
*at Georgia Tech	1-1-2
*Kennesaw State	4-1-5
*Texas	2-0-2, 1 pd, 1 int
*Auburn	2-1-3
*at Arkansas	1-0-1
*Alabama	1-1-2, 1 pd, 1 int

2025 Opp.	U-A-T, Other
*at Baylor	2-0-2
*Ball State	1-0-1
*South Alabama	1-0-1
*at Oklahoma	3-0-3
*at Texas A&M	3-0-3
*Georgia	1-0-1, 1 pd
*Missouri	1-0-1, 3 pd, 1 int
*at Arkansas	3-0-3
*Kentucky	1-0-1
*at Vanderbilt	1-4-5
Mercer	5-1-6, 1 pd
*Alabama	4-0-4

2024 Opp.	U-A-T, Other
*Alabama A&M	0-0-0, 1 pd
*Cal	4-1-5, 2 pd
Arkansas	3-2-5, 2 pd, 1 int
*Oklahoma	4-0-4
*at Georgia	5-0-5
*at Missouri	1-0-1
*at Kentucky	1-0-1, 3 pd, 1 int
*Vanderbilt	1-0-1
*ULM	5-0-5
*Texas A&M	3-0-3, 1 pd
*at Alabama	2-0-2

2023 Opp.	U-A-T, Other
*UMass	1-1-2
*at Cal	2-1-3, 2 pd
*Samford	2-2-4, 1 tfl
at Texas A&M	1-0-1, 1 ff, 1 pd
Georgia	3-0-3
at LSU	1-1-2, 1 pd
Ole Miss	0-1-1
Mississippi State	0-0-0
at Vanderbilt	1-0-1
at Arkansas	0-0-0, 1 pd
New Mexico State	0-0-0
Alabama	0-0-0
*vs. Maryland	1-0-1, 1 tfl, 1 pd

* - *denotes started*



GEORGE MacINTYRE 12

QB • 6-6 • 208 • So.
Franklin, Tenn.

CAREER
- Outstanding in-state quarterback who comes from a successful football family
- Enrolled at Tennessee in Jan. 2025 and saw action in two games as a freshman
- Consensus four-star prospect by all services out of Nashville
- Has completed 60-of-89 pass attempts for 661 yards, two touchdowns and three interceptions in his young career
- Played in eight career games with two starts

2026
- Started in rivalry win over #6 Alabama (10/17) and completed 21-of-31 passes for 197 yards, setting career-highs in completions and pass attempts
- Made his first career start in road win at Arkansas (10/10), completing 18-of-29 passes for a career-high 247 yards with one touchdown and two interceptions
- Became the first Vol quarterback from the Nashville area to start a game since Jim Maxwell in the 1971 Liberty Bowl vs. Arkansas *(Note: WR Jauan Jennings started as a wildcat QB vs. South Carolina on Oct. 26, 2019)*
- Came off the bench in the second quarter and helped lead Tennessee to a win over Auburn (10/3), managing three touchdown drives while completing 8-of-10 passes for 86 yards
- Played six offensive snaps in SEC opener vs. #1 Texas (9/26), completing one pass for six yards
- Made second appearance of the year in the win over Kennesaw State (9/19)
- Saw action in the second half of the season opener vs. Furman (9/5) and completed 5-of-7 passes for 56 yards, including his first career touchdown with a 22-yard toss to TK Keys in the third quarter

NOTABLE
- Majoring in sport management
- Member of Tennessee's 2026 Football Leadership Council
- Grandson of former Vanderbilt coach, the late George MacIntyre
- Mike MacIntyre, George's uncle, coached at San Jose State, Colorado and FIU and in the NFL
- Nickname is "G-Mac"
- X: @GeorgeMacIntyr6 | IG: @gmac4_

CAREER HIGHS

Pass Completions	21 vs. Alabama, 10/17/26
Pass Attempts	31 vs. Alabama, 10/17/26
Passing Yards	247 at Arkansas, 10/10/26
Passing Touchdowns	1 (2x), last at Arkansas, 10/10/26
Interceptions	2 at Arkansas, 10/10/26
Long Pass	68 at Arkansas, 10/10/26
Rushing Attempts	2 (2x), last vs. Alabama, 10/17/26
Rushing Yards	1 vs. Texas, 9/26/26
Long Rush	1 vs. Texas, 9/26/26

CAREER STATS

Passing	GP/GS	Com	Att	Pct	TD	Int	Yds	Per/G	Long	High Yd
2025	2/0	7	9	77.8	0	0	69	34.5	17-NMSU	52-ETSU
2026	6/2	53	80	66.3	2	3	592	98.7	68-ARK	247-ARK
Career	**8/2**	**60**	**89**	**67.4**	**2**	**3**	**661**	**82.6**	**68-ARK**	**247-ARK**

GAME-BY-GAME

2026 Opp.	Comp	Att	TD	INT	Pct.	Yards	Lg	Run	Yds	TD	Lg
Furman	5	7	1	0	71.4	56	22	0	0	0	-
at Ga. Tech					DNP						
Kennesaw St.	0	0	0	0	0.0	0	-	0	0	0	-
Texas	1	3	0	0	33.3	6	6	1	1	0	1
Auburn	8	10	0	0	80.0	86	42	1	-1	0	-1
at Arkansas	18	29	1	2	62.1	247	68	2	-6	0	0
Alabama	21	31	0	1	67.7	197	26	2	-4	0	0

2025 Opp.	Comp	Att	TD	INT	Pct.	Yards	Lg	Run	Yds	TD	Lg
vs. Syracuse					DNP						
ETSU	6	7	0	0	85.7	52	13	0	0	0	-
Georgia					DNP						
UAB					DNP						
at Miss. State					DNP						
Arkansas					DNP						
at Alabama					DNP						
at Kentucky					DNP						
Oklahoma					DNP						
NM State	1	2	0	0	50.0	17	17	0	0	0	-
at Florida					DNP						
Vanderbilt					DNP						
vs. Illinois					DNP						



MIKE MATTHEWS 4

WR • 6-1 • 200 • Jr.
Lilburn, Ga.

CAREER HONORS
- 2026 Biletnikoff Award Preseason Watch List
- 2026 Preseason All-SEC Fourth Team (Athlon, Phil Steele)
- 2026 East-West Shrine Bowl 1000
- 2025 Fall SEC Academic Honor Roll
- 2024 Fall SEC Academic Honor Roll

CAREER
- One of the SEC's top returning receivers and a go-to playmaker for the Vols
- Ranked No. 71 on Bruce Feldman's 2026 Freaks List for The Athletic
- Signed with Tennessee as one of the top recruits in the nation in the Class of 2024 and enters his third season with the program
- Came on strong late in 2024 and carried that momentum into his sophomore campaign
- Arguably, the fastest player on the team who has been clocked at 23.0 mph on the GPS
- Two-time member of the SEC Academic Honor Roll
- Has 89 career receptions for 1,384 yards and nine touchdowns
- Owns four career 100-yard receiving games
- Played in 31 career games and made 20 starts

2026
- In his second season as a starting receiver and leads the team with 29 catches for 481 yards and three touchdowns
- His 481 receiving yards lead the team and rank seventh in the SEC this season
- Led the Vols with a career-best seven catches for 85 yards in rivalry win vs. #6 Alabama (10/17)
- Accounted for 92 all-purpose yards in road win at Arkansas (10/10), catching four passes for 78 yards while adding two rushes for 14 yards
- Posted a team-high four receptions for 57 yards in win over Auburn (10/3), including a key 42-yard reception to set up a touchdown on UT's opening drive of the second half
- Led the Vols with 72 receiving yards on four catches vs. #1 Texas (9/26), including a 30-yard touchdown grab late in the fourth quarter
- Tallied four receptions for 41 yards in win over Kennesaw State (9/19)
- Started in road win at Georgia Tech (9/12) and collected two catches for 16 yards
- Opened his junior season with four catches for a career-high 132 yards and two touchdowns vs. Furman (9/5), hauling in scores from 55 and 57 yards on back-to-back drives in the third quarter

NOTABLE
- Majoring in sport management
- On Tennessee's 2026 Football Leadership Council
- Models his game after Justin Jefferson
- Says LeBron James is his biggest sports influence because he took this generation to another level along with his attitude toward the game
- Favorite TV show is Stranger Things
- Favorite food is pasta
- Favorite musical artists include Young Thug, Hunxho, Gunna and Lil Baby
- X: Mike1Matthews | IG: @mike.matthewss

CAREER HIGHS

Receptions	7 vs. Alabama, 10/17/26
Receiving Yards	132 vs. Furman, 9/5/26
Receiving TDs	2 vs. Furman, 9/5/26
Long Reception	62 at Kentucky, 10/25/25
Rushing Attempts	2 at Arkansas, 10/10/26
Rushing Yards	20 at Florida, 11/22/25
Long Rush	20 at Florida, 11/22/25
Kickoff Returns	1 vs. Kent State, 9/14/24
Kickoff Return Yards	32 vs. Kent State, 9/14/24
Long Kickoff Return	32 vs. Kent State, 9/14/24

CAREER STATS

Receiving	*GP/GS*	*No*	*Yds*	*Avg*	*Per/G*	*TD*	*Long*	*High Yd*
2024	11/0	7	90	12.9	8.2	2	25-UTEP	35-KSU
2025	13/13	53	813	15.3	62.5	4	62-UK	118-MSU
2026	7/7	29	481	16.6	68.7	3	57-FUR	132-FUR
Career	**31/20**	**89**	**1384**	**15.6**	**44.6**	**9**	**62-UK**	**132-FUR**

Rushing	*GP/GS*	*No*	*Yds*	*Avg*	*Per/G*	*TD*	*Long*	*High Yd*
2024	11/0	0	0	0.0	0.0	0	-	-
2025	13/13	2	32	16.0	2.5	0	20-UF	20-UF
2026	7/7	3	4	1.3	0.6	0	10-ARK	14-ARK
Career	**31/20**	**4**	**46**	**7.2**	**1.8**	**0**	**20-UF**	**20-UF**

GAME-BY-GAME

2026 Opp.	*Rec-Yds-TD, Lg*	*Rush-Yds-TD, Lg*
*Furman	4-132-2, 57	0-0-0
*at Georgia Tech	2-16-0, 12	0-0-0
*Kennesaw State	4-41-0, 18	0-0-0
*Texas	4-72-1, 30	0-0-0
*Auburn	4-57-0, 42	0-0-0
*at Arkansas	4-78-0, 33	2-14-0, 10
*Alabama	7-85-0, 19	1-(-10)-0, 0

2025 Opp.	*Rec-Yds-TD, Lg*	*Rush-Yds-TD, Lg*
*vs. Syracuse	2-29-0, 16	0-0-0
*ETSU	6-111-1, 53	0-0-0
*Georgia	5-59-0, 21	0-0-0
*UAB	3-53-1, 39	0-0-0
*at Mississippi State	6-118-0, 39	0-0-0
*Arkansas	3-46-0, 27	1-12-0, 12
*at Alabama	4-39-0, 18	0-0-0
*at Kentucky	6-107-1, 62	0-0-0
*Oklahoma	3-76-1, 37	0-0-0
*New Mexico State	3-29-0, 19	0-0-0
*at Florida	3-45-0, 21	1-20-0, 20
*Vanderbilt	6-58-0, 18	0-0-0
*vs. Illinois	3-43-0, 17	0-0-0

2024 Opp.	*Rec-Yds-TD, Lg*	*KR-Yds-TD, Lg*
Chattanooga	DNP - Injury	
vs. NC State	DNP - Injury	
Kent State	2-35-1, 18	1-32-0, 32
at Oklahoma	0-0-0	0-0-0
at Arkansas	0-0-0	0-0-0
Florida	0-0-0	0-0-0
Alabama	0-0-0	0-0-0
Kentucky	1-0-0, 0	0-0-0
Mississippi State	0-0-0	0-0-0
at Georgia	0-0-0	0-0-0
UTEP	1-25-0, 25	0-0-0
at Vanderbilt	3-30-1, 14	0-0-0
at Ohio State	0-0-0	0-0-0

* - *denotes started*



TIM MERRITT 25

DB • 6-1 • 194 • So.
Birmingham, Ala.

CAREER HONORS
- 2025 Fall SEC Academic Honor Roll

CAREER
- Birmingham native defensive back who serves as a backup cornerback
- In his second season with the program after originally enrolling at Tennessee in Jan. 2025
- A contributor on multiple special teams units
- Played in 19 career games

2026
- Finished the win over Kennesaw State (9/19) with two solo tackles
- Posted two tackles in road win at Georgia Tech (9/12)
- Saw action on 16 defensive snaps in season-opening win vs. Furman (9/5)

NOTABLE
- Majoring in communication studies
- Three-sport athlete in high school who played football, basketball and baseball
- X: @Merritt_island3 | IG: @timmerritt__

CAREER HIGHS

Tackles	3 vs. New Mexico State, 11/15/25

CAREER STATS

Defense	*GP/GS*	*UT*	*AT*	*TT*	*Sack*	*TFL*	*FF*	*FR*	*INT*	*PD*	*High Tk*
2025	12/0	2	2	4	0-0	0-0	0	0	0	0	3-NMSU
2026	7/0	3	1	4	0-0	0-0	0	0	0	0	2-2x
Career	**19/0**	**5**	**3**	**8**	**0-0**	**0-0**	**0**	**0**	**0**	**0**	**3-NMSU**

GAME-BY-GAME

2026 Opp.	*U-A-T, Other*
Furman	0-0-0
at Georgia Tech	1-1-2
Kennesaw State	2-0-2
Texas	0-0-0
Auburn	0-0-0
at Arkansas	0-0-0
Alabama	0-0-0

2025 Opp.	*U-A-T, Other*
Syracuse	0-0-0
ETSU	0-0-0
Georgia	0-0-0
UAB	0-1-1
at Mississippi State	0-0-0
Arkansas	0-0-0
at Alabama	0-0-0
at Kentucky	0-0-0
Oklahoma	0-0-0
New Mexico State	2-1-3
at Florida	0-0-0
Vanderbilt	0-0-0
vs. Illinois	DNP



TEVIS METCALF 20

DB • 5-10 • 202 • Jr.
Birmingham, Ala.

CAREER
- Defensive back transfer who came to Tennessee after playing his freshman season at Arkansas and his sophomore season at Michigan
- Moved closer to his hometown of Birmingham
- Plays alongside his brother, TJ, at a third different school – Tennessee, Michigan and Arkansas
- Enrolled at Tennessee in Jan. 2026
- Played in 21 career games with one start

2026
- Logged a career-best four tackles in his first career start at nickel vs. Auburn (10/3) and sealed the win with his first career interception in the final minute of the fourth quarter
- Had one assisted tackle vs. Kennesaw State (9/19)
- Made his Tennessee debut in the season opener vs. Furman (9/5) and posted a pair of solo tackles

NOTABLE
- Majoring in communication studies
- Father, Tarrus Metcalf, played football at Ole Miss
- Brother, TJ, played with him at Michigan in 2025, Arkansas in 2024 and is now teammates with him at Tennessee in 2026
- Cousin is former Ole Miss wide receiver and current NFL standout DK Metcalf
- Hosted a back-to-school drive with his brother TJ at Pinson Valley in Birmingham in August 2026, distributing backpacks and school supplies through his NIL funds
- IG: @4strapz_ | X: TevisMetcalf

CAREER HIGHS

Tackles	4 vs. Auburn, 10/3/26
Forced Fumbles	1 at Maryland, 11/22/25
Passes Defended	1 vs. Auburn, 10/3/26
Interceptions	1 vs. Auburn, 10/3/26

CAREER STATS

Defense	GP/GS	UT	AT	TT	Sack	TFL	FF	FR	INT	PD	High Tk
**2024	12/0	1	0	1	0-0	0-0	0	0	0	0	1-MIZ
*2025	3/0	1	2	3	0-0	0-0	1	0	0	0	2-MD
2026	6/1	5	2	7	0-0	0-0	0	0	1	1	4-AUB
at ARK	**12/0**	**1**	**0**	**1**	**0-0**	**0-0**	**0**	**0**	**0**	**0**	**1-MIZ**
at UM	**3/0**	**1**	**2**	**3**	**0-0**	**0-0**	**1**	**0**	**0**	**0**	**2-MD**
at UT	**6/1**	**5**	**2**	**7**	**0-0**	**0-0**	**0**	**0**	**1**	**1**	**4-AUB**
Career	**21/1**	**7**	**4**	**11**	**0-0**	**0-0**	**1**	**0**	**1**	**1**	**4-AUB**

*at Michigan // **at Arkansas

GAME-BY-GAME

2026 Opp.	U-A-T, Other
Furman	2-0-2
at Georgia Tech	0-0-0
Kennesaw State	0-1-1
Texas	0-0-0
*Auburn	3-1-4, 1 int, 1 pd
at Arkansas	DNP
Alabama	0-0-0

2025 Opp.	U-A-T, Other
New Mexico	0-1-1
at Southern California	0-0-0
at Maryland	1-1-2, 1 ff

2024 Opp.	U-A-T, Other
Arkansas-Pine Bluff	0-0-0
at Oklahoma State	0-0-0
UAB	0-0-0
at Auburn	0-0-0
at Texas A&M	0-0-0
Tennessee	0-0-0
LSU	0-0-0
at Mississippi State	0-0-0
Ole Miss	0-0-0
Texas	0-0-0
Louisiana Tech	0-0-0
at Missouri	1-0-1

* - denotes started



TJ METCALF 1

DB • 6-1 • 205 • Sr.
Birmingham, Ala.

CAREER HONORS
- 2026 East-West Shrine Bowl 1000
- 2025 All-Big Ten Honorable Mention (Coaches)

CAREER
- All-Big Ten transfer starting safety who came to Tennessee after one season at Michigan and two seasons at Arkansas
- Back-to-back seasons as a starter in the Big Ten and SEC who plays a major role at safety for the Vols
- Originally from Birmingham, Alabama, and can play either safety position or the nickel
- Enrolled at Tennessee in Jan. 2026 and participated in spring practice
- Credited with 168 tackles, 3.5 tackles for loss, 11 pass breakups and four interceptions while playing 1,994 defensive snaps
- Played in 44 career games with 31 starts (7/7 at UT, 13/13 at Michigan, 24/11 at Arkansas)

2026
- Started all seven games at safety in his first season at Tennessee and ranks third on the team with 38 tackles
- Posted six tackles and saw action on all 59 defensive snaps in rivalry win over #6 Alabama (10/17)
- Against his former school, led UT with season-best nine total tackles in road win at Arkansas (10/10)
- Tied a season-high with seven tackles in win over Auburn (10/3)
- Collected five total tackles in SEC opener against #1 Texas (9/26)
- Totaled three tackles and one QB hurry in Week 3 win over Kennesaw State (9/19)
- Made seven tackles in road win at Georgia Tech (9/12)
- Started at safety in his UT debut vs. Furman (9/5) and made one solo tackle in 28 defensive snaps

NOTABLE
- Majoring in human development and family science
- On Tennessee's 2026 Football Leadership Council
- Father, Tarrus Metcalf, played football at Ole Miss
- Brother, Tevis, played with him at Michigan in 2025, Arkansas in 2024 and is now teammates with him at Tennessee in 2026
- Cousin is former Ole Miss wide receiver and current NFL standout DK Metcalf
- Hosted a back-to-school drive with his brother Tevis at Pinson Valley in Birmingham in August 2026, distributing backpacks and school supplies through his NIL funds
- IG: @tjmetcalf_

CAREER HIGHS

Tackles	12 at Oklahoma State, 9/7/24
Tackles for Loss	1.0 (2x), last vs. Maryland, 12/30/23
Forced Fumbles	1 at Texas A&M, 9/23/23
Passes Defended	3 (2x), last vs. Missouri, 10/18/25
Interceptions	1 (3x), last vs. Missouri, 10/18/25
Quarterback Hurries	1 vs. Kennesaw State, 9/19/26

CAREER STATS

Defense	GP/GS	UT	AT	TT	Sack	TFL	FF	FR	INT	PD	High Tk
**2023	12/0	9	6	15	0-0	0-0	0	1	0	0	5-AUB
**2024	12/11	29	28	57	0-0	1-3	1	0	3	10	12-OKST
*2025	13/13	37	21	58	0-0	2.5-5	0	1	1	5	10-OSU
2026	7/7	20	18	38	0-0	0-0	0	0	0	0	9-ARK
at ARK	**24/11**	**38**	**34**	**72**	**0-0**	**1-3**	**1**	**1**	**3**	**10**	**12-OKST**
at UM	**13/13**	**37**	**21**	**58**	**0-0**	**2.5-5**	**0**	**1**	**1**	**5**	**10-OSU**
at UT	**7/7**	**20**	**18**	**38**	**0-0**	**0-0**	**0**	**0**	**0**	**0**	**9-ARK**
Career	**44/31**	**95**	**73**	**168**	**0-0**	**3.5-8**	**1**	**2**	**4**	**15**	**12-OKST**

*at Michigan // **at Arkansas

GAME-BY-GAME

2026 Opp.	U-A-T, Other
*Furman	1-0-1
*at Georgia Tech	3-4-7
*Kennesaw State	2-1-3, 1 qbh
*Texas	2-3-5
*Auburn	5-2-7
*at Arkansas	3-6-9
*Alabama	4-2-6

2025 Opp.	U-A-T, Other
*New Mexico	0-3-3, 0.5 tfl
*at Oklahoma	3-1-4, 1 int, 1 pd
*Central Michigan	4-0-4, 1.0 tfl
*at Nebraska	2-2-4, 1 pd
*Wisconsin	1-1-2, 1 pd
*at USC	6-0-6, 1.0 tfl
*Washington	3-1-4
*at Michigan State	4-1-5
*Purdue	1-2-3
*at Northwestern	4-0-4
*at Maryland	1-1-2, 1 pd
*Ohio State	3-7-10
*vs. Texas	5-2-7, 1 fr, 1 pd

2024 Opp.	U-A-T, Other
*Arkansas-Pine Bluff	2-0-2
*at Oklahoma State	6-6-12
*UAB	5-2-7, 1 int, 1 pd
*at Auburn	4-1-5, 1 ff, 2 int, 4 pd
*at Texas A&M	2-1-3, 1 pd
*Tennessee	3-4-7
*LSU	0-1-1
*at Mississippi State	0-2-2
*Ole Miss	1-5-6, 1 pd
Texas	1-1-2, 1 pd
*Louisiana Tech	3-1-4, 1.0 tfl, 2 pd
*at Missouri	2-4-6

2023 Opp.	U-A-T, Other
Western Colorado	4-0-4, 1 ft
Kent State	0-0-0
BYU	1-0-1
at LSU	0-0-0
Texas A&M	0-0-0
at Ole Miss	0-0-0
at Alabama	1-1-2
Mississippi State	0-0-0
at Florida	2-1-3
Auburn	1-4-5
FIU	0-0-0
Missouri	0-0-0

* - denotes started



WENDELL MOE JR. 75

OL • 6-2 • 330 • 5th
Long Beach, Calif.

Last name is pronounced Moy (rhymes with boy)

CAREER HONORS
- 2026 Lombardi Award Preseason Watch List
- 2026 Outland Trophy Preseason Watch List
- 2026 Walter Camp Preseason All-America Second Team
- 2026 On3 Preseason All-America Third Team
- 2026 Athlon Preseason All-America Third Team
- 2026 Preseason All-SEC First Team (Athlon)
- 2026 Preseason All-SEC Third Team (Coaches, Media, Phil Steele)
- 2026 Senior Bowl Top 300
- 2026 East-West Shrine Bowl 1000
- 2025 All-SEC First Team (AP)
- 2024 Big 12 Fall Academic Honor Roll
- 2023 All-Pac-12 Second Team (AP)

CAREER
- Powerful, returning All-SEC offensive guard who transferred to Tennessee after playing three seasons at Arizona where he was also all-conference
- Named to the 2026 Walter Camp Preseason All-America Team
- Enrolled on Rocky Top in Jan. 2025 after entering the transfer portal on Dec. 18, 2024
- In his second year at Tennessee and final collegiate campaign in 2026
- Saw action on 2,611 offensive snaps and allowed only two sacks during his career
- Played in 44 career games with 42 starts (15/15 at UT, 29/27 at Arizona)
- Of his 42 starts, 34 have been at left guard and eight at right guard

2026
- Will miss the remainder of the year with a lower-body injury suffered against #1 Texas (9/26)
- Started at left guard and played four snaps vs. #1 Texas (9/26) before exiting the game with injury
- Played 38 snaps at left guard in win over Kennesaw State (9/19) and did not allow a sack
- Saw action on all 66 offensive plays, did not allow a sack and paved the way for 299 rushing yards in road win at Georgia Tech (9/12)
- Started at LG in the season opener vs. Furman (9/5) and played 37 offensive snaps without allowing a pressure as Tennessee piled up 329 rushing yards and 638 yards of total offense

NOTABLE
- Majoring in communication studies
- Member of Tennessee's 2026 Football Leadership Council
- Nickname is "Wowo"
- X: @moe_wendell | IG: @wowo72mo3

CAREER STATS
Games Played/Started: 2026: 4/4; 2025: 11/11; 2024: 12/11; 2023: 13/13; 2022: 4/3
Career: 44/42; Arizona: 29/27; Tennessee: 15/15



NIC MOORE 58

OL • 6-3 • 312 • So.
Talbott, Tenn.

CAREER HONORS
- 2025 Fall SEC Academic Honor Roll

CAREER
- Talented interior offensive lineman with impressive strength who is in his second year with the program
- Tennessee's backup center and can also play guard
- Has not allowed a sack in 298 career offensive snaps
- Played in eight career games and made four starts (1 at C, 3 at LG)

2026
- Saw action on all 72 offensive plays at LG in win over #6 Alabama (10/17) and did not allow a sack
- Played all 64 offensive plays at left guard in road win at Arkansas (10/10) and did not allow a sack while helping UT record 414 yards of total offense
- Started at left guard in win over Auburn and played all 67 offensive snaps without allowing a sack, helping UT pile up 237 rushing yards
- Saw action on 11 snaps at center in Week 3 win over Kennesaw State (9/19) and did not allow a pressure
- Made his first-career start at center in the season opener vs. Furman (9/5), playing 62 snaps without allowing a pressure according to PFF as Tennessee totaled 638 yards of offense and 329 rushing yards

NOTABLE
- Majoring in journalism and electronic media with a concentration in sports communication
- Homegrown, four-star prospect who starred for Jefferson County (Tenn.) High School before enrolling at UT in Jan. 2025
- Coached in high school by former Vol lineman Spencer Riley, member of the 1998 national championship team
- X: @nica48188 | IG: @nic.moore58

CAREER STATS
Games Played/Started: 2026: 5/4; 2025: 3/0
Career: 8/4



DAUNE MORRIS 17

RB • 5-10 • 200 • So.
Chattanooga, Tenn.

First name pronounced duh-WAN

CAREER HONORS
- 2025 Fall SEC Academic Honor Roll

CAREER
- Dynamic running back who serves as a key member of the rotation in 2026 after a strong offseason and preseason camp
- Also serves as a playmaker in the return game
- Enrolled at Tennessee in Jan. 2025 and participated in spring practice
- Owns 93 carries for 477 yards and three touchdowns in his career and one career 100-yard game
- Owns eight kickoff returns for 200 yards (25.0 avg) in his career
- Played in 14 career games

2026
- Carried the ball four times for 12 yards in win over #6 Alabama (10/17) and had one three-yard catch
- Logged 54 all-purpose yards in road win at Arkansas (10/10), finishing with eight carries for 33 yards and two receptions for 21 yards
- Recorded eight carries for 32 yards and had one kickoff return for 24 yards in win over Auburn (10/3)
- Toted nine carries for 33 yards in the SEC opener vs. #1 Texas (9/26) and had two kickoff returns for 36 yards
- Logged his first career 100-yard game in Week 3 win over Kennesaw State (9/19), finishing with 14 carries for 116 yards which included a 42-yard touchdown run in the third quarter
- Capped road win at Georgia Tech (9/12) with a 47-yard touchdown run in the fourth quarter and finished the contest with 10 carries for a career-high 98 yards
- Handled five carries for 20 yards in the season opener vs. Furman (9/5) and also had a 23-yard kickoff return

NOTABLE
- Majoring in communication studies
- Consensus top-20 prospect in the state of Tennessee for the class of 2025
- Helped lead Oakland (Tenn.) High School to a 2024 Class 6A state title his senior season
- Earned TSWA All-State honors as a junior following a breakout year in which he rushed for 2,012 yards, added 568 receiving yards and scored 36 total touchdowns
- X: @daune_morris | IG: @_1ne7

CAREER HIGHS

Rushes	14 (2x), last vs. Kennesaw State, 9/19/26
Rushing Yards	116 vs. Kennesaw State, 9/19/26
Rushing Touchdowns	1 (3x), last vs. Kennesaw State, 9/19/26
Long Rush	47 at Georgia Tech, 9/12/26
Receptions	2 (2x), last at Arkansas, 10/10/26
Receiving Yards	21 at Arkansas, 10/10/26
Long Reception	12 at Arkansas, 10/10/26
Punt Returns	3 vs. ETSU, 9/6/25
Punt Return Yards	24 vs. ETSU, 9/6/25
Long Punt Return	11 vs. ETSU, 9/6/25
Kickoff Returns	2 vs. Texas, 9/26/26
Kickoff Return Yards	44 vs. UAB, 9/20/25
Long Kickoff Return	44 vs. UAB, 9/20/25

CAREER STATS

Rushing	*GP/GS*	*No*	*Yds*	*Avg*	*Per/G*	*TD*	*Long*	*High Yd*
2025	7/0	35	133	3.8	19.0	1	19-UAB	48-ETSU
2026	7/0	58	344	5.9	49.1	2	47-GT	116-KSU
Career	**14/0**	**93**	**477**	**5.1**	**34.1**	**3**	**47-GT**	**116-KSU**

Receiving	*GP/GS*	*No*	*Yds*	*Avg*	*Per/G*	*TD*	*Long*	*High Yd*
2025	7/0	1	4	4.0	0.6	0	4-VU	4-VU
2026	7/0	6	35	5.8	5.0	0	12-ARK	21-ARK
Career	**14/0**	**7**	**39**	**5.6**	**2.8**	**0**	**12-ARK**	**21-ARK**

Punt Returns	*No*	*Yds*	*Avg*	*Per/G*	*TD*	*Long*	*High Yd*
2025	3	24	8.0	3.4	0	11-ETSU	24-ETSU
2026	1	0	0.0	0.0	0	-	-
Career	**4**	**24**	**6.0**	**1.7**	**0**	**11-ETSU**	**24-ETSU**

Kick Returns	*No*	*Yds*	*Avg*	*Per/G*	*TD*	*Long*	*High Yd*
2025	3	92	30.7	13.1	0	44-UAB	44-UAB
2026	5	108	21.6	15.4	0	25-KSU	25-KSU
Career	**8**	**200**	**25.6**	**14.3**	**0**	**44-UAB**	**44-UAB**

GAME-BY-GAME

2026 Opp.	*Rush-Yds-TD, Lg*	*Rec-Yds-TD, Lg*	*KR-Yds-TD, Lg*
Furman	5-20-0, 8	0-0-0	1-23-0, 23
at Ga. Tech	10-98-1, 47	0-0-0	0-0-0
Kennesaw St.	14-116-1, 42	2-9-0, 5	1-25-0, 25
Texas	9-33-0, 13	1-2-0, 2	2-36-0, 19
Auburn	8-32-0, 9	0-0-0	1-24-0, 24
at Arkansas	8-33-0, 12	2-21-0, 12	0-0-0
Alabama	4-12-0, 7	1-3-0, 3	0-0-0

2025 Opp.	*Rush-Yds-TD, Lg*	*PR-Yds-TD, Lg*	*KR-Yds-TD, Lg*
vs. Syracuse	2-2-0, 2	0-0-0	0-0-0
ETSU	9-48-1, 10	3-24-0, 11	0-0-0
Georgia	DNP	--	--
UAB	7-38-0, 19	0-0-0	1-44-0, 44
at Miss. State	DNP	--	--
Arkansas	DNP	--	--
at Alabama	DNP	--	--
at Kentucky	DNP	--	--
Oklahoma	DNP	--	--
NM State	2-0-0, 1	0-0-0	0-0-0
at Florida	14-41-0, 8	0-0-0	0-0-0
Vanderbilt	1-4-0, 4	0-0-0	1-25-0, 25
vs. Illinois	0-0-0	0-0-0	1-23-0, 23



QUA MOSS 6

DB • 5-10 • 190 • Sr.
West Point, Ga.

First name pronounced KWAY

CAREER HONORS
- Paul Hornung Award Honor Roll (vs. Texas, 9/29/26)
- 2026 East-West Shrine Bowl 1000

CAREER
- Versatile safety who transferred to Tennessee in Jan. 2026 after playing last season at Kansas State
- Experienced at the nickel position where he played the last two seasons
- Dynamic, instinctive returner who has excelled on Tennessee's punt return unit this season
- Originally began his career at Dodge City Community College in Kansas before spending the 2024 campaign at West Georgia
- Played in 29 career games with 27 starts at the FBS and FCS level (6/6 at UT, 12/10 at Kansas State, 11/11 at West Georgia)

2026
- Started six games at nickel and serves as the primary punt returner in his first year at Tennessee
- His 12.78 yards per punt return and 19.2 punt return yards per game rank fourth and fifth in the SEC this season, respectively
- Collected three tackles, two quarterback hurries and a pass breakup in rivalry win vs. #6 Alabama (10/17)
- Returned from injury and posted an FBS career-high five solo tackles in road win at Arkansas (10/10) in addition to two punt returns for 20 yards
- Scored UT's first punt return touchdown since 2023 with a 57-yard score in the SEC opener vs. #1 Texas (9/26)
- Started at nickel against the Longhorns and tied his career-high with five tackles and one pass breakup
- Posted three total tackles and had a 24 yard punt return in Week 3 win over Kennesaw State (9/19)
- Tied a career high with five tackles and one TFL in road win at Georgia Tech (9/12)
- Started at nickel in his UT debut vs. Furman (9/5) and collected three solo tackles with one TFL while also recording a 12-yard punt return

NOTABLE
- Majoring in management
- Prepped at Troup County (Ga.) High School where he earned GACA First Team All-State honors as a wide receiver
- Also played basketball in high school
- X: @TheSpat7 | IG: @_hemadeit

CAREER HIGHS (FBS ONLY)

Tackles	5 (5x), last at Arkansas, 10/10/26
Tackles for Loss	1.0 (6x), last at Georgia Tech, 9/12/26
Sacks	1.0 vs. Iowa State, 8/23/25
Forced Fumbles	1 vs. Iowa State, 8/23/25
Passes Defended	2 at Arizona, 9/12/25
Interceptions	1 (2x), last vs. UCF, 9/27/25
QB Hurries	2 vs. Alabama, 10/17/26
Punt Returns	3 vs. Texas, 9/26/26
Punt Return Yards	58 vs. Texas, 9/26/26
Punt Return Touchdowns	1 vs. Texas, 9/26/26
Long Punt Return	57 vs. Texas, 9/26/26

CAREER STATS (FBS ONLY)

Defense	*GP/GS*	*UT*	*AT*	*TT*	*Sack*	*TFL*	*FF*	*FR*	*INT*	*PD*	*High Tk*
*2025	12/10	31	10	41	1-10	5-21	1	0	2	3	5-2x
2026	6/6	20	4	24	0-0	2-2	0	0	0	2	5-3x
at KSST	**12/10**	**31**	**10**	**41**	**1-10**	**5-21**	**1**	**0**	**2**	**3**	**5-2x**
at UT	**6/6**	**20**	**4**	**24**	**0-0**	**2-2**	**0**	**0**	**0**	**2**	**5-3x**
Career	**18/16**	**51**	**14**	**65**	**1-10**	**7-23**	**1**	**0**	**2**	**5**	**5-5x**

Punt Returns	No	Yds	Avg	Per/G	TD	Long	High Yd
*2025	-	-	-	-	-	-	-
2026	9	115	12.8	19.2	1	57-TEX	58-TEX
Career	**9**	**115**	**12.8**	**6.4**	**1**	**57-TEX**	**58-TEX**

**at Kansas State*

GAME-BY-GAME (FBS ONLY)

2026 Opp.	U-A-T, Other	PR-Yds-TD, Lg
*Furman	3-0-3, 1 tfl	1-12-0, 12
*at Georgia Tech	4-1-5, 1 tfl	2-1-0, 1
*Kennesaw State	2-1-3	1-24-0, 24
*Texas	4-1-5, 1 pd	3-58-1, 57
Auburn	DNP - Injury	
*at Arkansas	5-0-5	2-20-0, 18
*Alabama	2-1-3, 2 qbh, 1 pd	0-0-0

2025 Opp.	U-A-T, Other
*Iowa State	3-1-4, 1 tfl, 1 s, 1 ff
*North Dakota	3-0-3, 1 tfl
*Army	4-0-4
*at Arizona	1-1-2, 1 int, 2 pd
*UCF	1-1-2, 1 tfl, 1 int
*at Baylor	3-0-3, 1 tfl
*TCU	4-0-4
*at Kansas	0-1-1
*Texas Tech	3-2-5
*at Oklahoma State	3-1-4, 0.5 tfl
at Utah	2-2-4
Colorado	4-1-5, 0.5 tfl, 1 blk

* - *denotes started*



JORDAN NORMAN 33

DL • 6-4 • 265 • Sr.
Birmingham, Ala.

CAREER

- Talented edge rusher who transferred to Tennessee after playing one season at Tulane and two seasons at South Alabama
- Prepped at Hoover High School in Alabama before signing with South Alabama
- Enrolled at Tennessee in Jan. 2026 and went through spring practice with the Vols
- Has 69 total tackles, 17 tackles for loss, 12 sacks, six QB hurries and two pass breakups in his career
- Played in 37 games with 10 starts (7/0 at UT, 14/1 at Tulane, 16/9 at South Alabama) and has seen action on 990 defensive snaps

2026

- Had one QB hurry in win vs. #6 Alabama (10/17)
- Collected three total tackles in road win at Arkansas (10/10)
- Posted a half-TFL in win over Auburn (10/3)
- Logged two assisted tackles in the SEC opener vs. #1 Texas (9/26)
- Posted a solo sack for the second-straight week in win over Kennesaw State (9/19) and also had two tackles and a QB hurry
- Had four tackles in road win at Georgia Tech (9/12), including a solo sack on fourth down in the fourth quarter that halted a late drive for the Yellow Jackets
- Made Tennessee debut with one TFL in the season opener vs. Furman (9/5)

NOTABLE

- Majoring in information sciences
- A three-star defensive lineman according to 247Sports and ESPN who helped lead Hoover to an 11-2 record with 68 tackles and 10 sacks as a senior
- X: @Jordan_Norman1 | IG: @jordan.norman4

CAREER HIGHS

Tackles	5 at Ohio, 9/7/24
Tackles for Loss	2.0 (3x), last vs. Charlotte, 11/29/25
Sacks	2.0 at Temple, 11/22/25
QB Hurries	1 (6x), last vs. Alabama, 10/17/26
Passes Defended	1 (2x), last vs. Ga. Southern, 11/2/24

CAREER STATS

Defense	GP/GS	UT	AT	TT	Sack	TFL	FF	FR	QBH	PD	High Tk
**2023	3/0	1	2	3	1.5-11	1.5-11	0	0	0	0	1-3x
**2024	13/9	7	18	25	2.5-17	4-20	0	0	2	2	5-OHIO
*2025	14/1	15	13	28	6-27	8-32	0	0	2	0	4-2x
2026	7/0	5	8	13	2-11	3.5-13	0	0	2	0	4-GT
at USA	**16/9**	**8**	**20**	**28**	**4-28**	**5.5-31**	**0**	**0**	**2**	**2**	**5-OHIO**
at TUL	**14/1**	**15**	**13**	**28**	**6-27**	**8-32**	**0**	**0**	**2**	**0**	**4-2x**
at UT	**7/0**	**5**	**8**	**13**	**2-11**	**3.5-13**	**0**	**0**	**2**	**0**	**4-GT**
Career	**37/10**	**28**	**41**	**69**	**12-64**	**17-76**	**0**	**0**	**6**	**2**	**5-OHIO**

**at Tulane // **at South Alabama*

GAME-BY-GAME

2026 Opp.	U-A-T, Other
Furman	1-0-1, 1 tfl
at Georgia Tech	2-2-4, 1 tfl, 1 s
Kennesaw State	1-1-2, 1 tfl, 1 s, 1 qbh
Texas	0-2-2
Auburn	0-1-1, 0.5 tfl
at Arkansas	1-2-3
Alabama	0-0-0, 1 qbh

2025 Opp.	U-A-T, Other
Northwestern	1-0-1
at South Alabama	0-2-2
Duke	0-0-0
at Ole Miss	1-2-3, 1 qbh
at Tulsa	1-0-1, 1 qbh
East Carolina	3-0-3, 2 tfl, 1 s
*Army West Point	2-1-3, 1 tfl, 1 s
at UTSA	0-1-1
at Memphis	1-0-1, 1 tfl, 1 s
Fla. Atlantic	0-0-0
at Temple	3-1-4, 2 tfl, 2 s
Charlotte	2-1-3, 2 tfl, 1 s
North Texas	1-1-2
at Ole Miss	0-4-4

2024 Opp.	U-A-T, Other
*North Texas	1-3-4
*at Ohio	4-1-5, 1 tfl, 1 s, 1 pd
*Northwestern State	0-4-4, 1.5 tfl
*at App State	0-1-1, 1 qbh
*at LSU	0-0-0
*at Arkansas State	0-0-0
*Troy	0-0-0
*ULM	0-3-3
*Ga. Southern	0-2-2, 1 pd
at Louisiana	1-0-1
at Southern Miss.	0-2-2, 0.5 tfl, 0.5 s
Texas State	0-1-1
vs. Western Michigan	1-1-2, 1 tfl, 1 s, 1 qbh

2023 Opp.	U-A-T, Other
at ULM	0-1-1
Southern Miss.	1-0-1, 1 tfl, 1 s
Arkansas State	0-1-1, 0.5 tfl, 0.5 s

* - *denotes started*



SAM PENDLETON 56

OL • 6-4 • 315 • Sr.
Lawsonville, N.C.

CAREER HONORS

- 2025 Fall SEC Academic Honor Roll

CAREER

- Experienced interior offensive lineman who transferred to Tennessee after playing two seasons at Notre Dame
- Served as the Vols' starting center in 2025 and was originally recruited by Tennessee out of high school in nearby North Carolina
- Member of three Joe Moore Award semifinalist units — two with the Irish and one with the Vols
- Committed to Tennessee on Jan. 24, 2025
- Enrolled at UT in Jan. 2025
- Has allowed only three sacks on 1,734 snaps during his career
- Played in 35 career games with 26 starts (19/19 at UT, 16/7 at Notre Dame)
- Of his 26 starts, seven have been at left guard and 19 at center

2026

- Tennessee's starting center in six games this season who has not allowed a sack in 413 offensive snaps according to PFF.com
- Did not allow a pressure while playing all 72 plays in rivalry win over #6 Alabama (10/17)
- Started at center and played all 64 offensive plays at Arkansas (10/10) without allowing a pressure and helping the Vols total 414 yards of offense
- Did not allow a sack while playing all 67 offensive plays in center start against Auburn (10/3)
- Saw action on all 76 offensive plays in SEC opener vs. #1 Texas (9/26) and did not allow a sack
- Played 57 snaps at center in win over Kennesaw State (9/19) and did not allow a sack while paving the way for 268 rushing yards
- Started at center and saw action on all 66 offensive plays in road win at Georgia Tech (9/12), paving the way for 299 rushing yards without allowing a pressure
- Did not play in season opener vs. Furman (9/5)

NOTABLE

- Majoring in economics
- Has a twin sister, Emma, and a brother, Eli
- Lived on a beef farm near Pilot Mountain, North Carolina, where his dad runs a feed business
- Works on the farm when he goes back home, including during spring break
- Originally recruited by Tennessee out of high school
- Wears an old-school facemask as an homage to his father Jason, who played on the offensive line at William & Mary, where he was a teammate of Pittsburgh Steelers head coach Mike Tomlin in the early 1990s
- Watches old-school tape on former Washington NFL standout John Riggins
- X: @SamPendleton7 | IG: @samuelpendleton72

CAREER STATS

Games Played/Started: 2026: 6/6; 2025: 13/13; 2024: 13/7; 2023: 3/0
Career: 35/26; Notre Dame: 16/7; Tennessee: 19/19



JADON PERLOTTE 27

LB • 6-4 • 215 • So.
Lawrenceville, Ga.

Last name pronounced PUR-lah-tee

CAREER HONORS

- 2025 Fall SEC Academic Honor Roll

CAREER

- Athletic, instinctive linebacker who earned a role in the rotation as a true freshman
- Enrolled at Tennessee in Jan. 2025 as one of the nation's top prospects out of perennial Georgia prep power Buford High School
- Has 22 tackles, three TFLs, 0.5 sacks and two fumble recoveries in his career
- Played in 20 games with two starts

2026

- Posted three tackles with one TFL in season-opening win vs. Furman (9/5)

NOTABLE

- Majoring in information sciences
- Committed to the Vols on National Signing Day in Dec. 2024
- Chose Tennessee over 34 other Division I offers, including 29 Power Four programs and 14 SEC institutions
- Played in the 2025 Navy All-American Bowl in San Antonio, Texas and the 2025 Polynesian Bowl in Hawaii
- X: @Jadon_Perlotte5 | IG: @jadon_perlotte

CAREER HIGHS

Tackles	6 vs. Illinois, 12/30/25
Tackles for Loss	1.0 (3x), last vs. Furman, 9/5/26
Sacks	0.5 vs. Illinois, 12/30/25
Fumble Recoveries	1 (2x), last at Kentucky, 10/25/25
QB Hurries	1 at Kentucky, 10/25/25

CAREER STATS

Defense	*GP/GS*	*UT*	*AT*	*TT*	*Sack*	*TFL*	*FF*	*FR*	*QBH*	*PD*	*High Tk*
2025	13/2	9	10	19	0.5-2	2-4	0	2	1	0	6-ILL
2026	7/0	2	1	3	0-0	1-3	0	0	0	0	3-FUR
Career	**20/2**	**11**	**11**	**22**	**0.5-2**	**3-7**	**0**	**2**	**1**	**0**	**6-ILL**

GAME-BY-GAME

2026 Opp.	*U-A-T, Other*
Furman	2-1-3, 1 tfl
at Georgia Tech	0-0-0
Kennesaw State	0-0-0
Texas	0-0-0
Auburn	0-0-0
at Arkansas	0-0-0
Alabama	0-0-0

2025 Opp.	*U-A-T, Other*
vs. Syracuse	0-0-0
ETSU	1-0-1
Georgia	0-0-0
UAB	0-2-2
at Mississippi State	0-0-0
Arkansas	1-0-1, 1 fr
at Alabama	0-0-0
*at Kentucky	0-1-1, 1 fr, 1 qbh
Oklahoma	0-1-1
New Mexico State	5-0-5, 1 tfl
at Florida	0-0-0
Vanderbilt	0-2-2
*vs. Illinois	2-4-6, 1.0 tfl, 0.5 s

* *- denotes started*



JESSE PERRY 72

OL • 6-6 • 320 • Jr.
Murfreesboro, Tenn.

CAREER HONORS

- 2026 Preseason All-SEC First Team (Phil Steele)
- 2026 Preseason All-SEC Fourth Team (Athlon)
- 2025 Fall SEC Academic Honor Roll
- 2025 The Athletic Freshman All-America Second Team
- SEC Co-Offensive Lineman of the Week (vs. Florida, 11/24/25)
- 2024 Fall SEC Academic Honor Roll

CAREER

- One of the SEC's most versatile offensive lineman who has made a significant impact at right tackle and right guard
- Earned Freshman All-America honors after a breakout season in 2025
- Transformed his body since arriving on Rocky Top in Jan. 2024, adding to his frame and gaining more than 50 pounds during that span
- Regarded as a player who "does everything right" according to offensive line coach Glen Elarbee
- Enrolled at Tennessee in Jan. 2024 as a three-star prospect by all major recruiting services
- Played in 24 career games with 19 starts – 14 at right tackle and five at right guard – and has seen action on 1,289 career offensive snaps

2026

- Played all 72 offensive snaps at right tackle in rivalry win over #6 Alabama (10/17) and did not allow a sack or hit in pass protection
- Started at right tackle in road win at Arkansas (10/10) and helped UT finish with 414 yards of total offense
- Played all 67 offensive plays at right tackle in win vs. Auburn (10/3) and did not allow a sack while helping the Vols rack up 237 rushing yards
- Started at right tackle and also saw limited action at left guard during SEC opener vs. #1 Texas (9/26)
- Saw action on 65 offensive snaps at right tackle and was UT's highest graded player according to PFF with a 92.6 rating against Kennesaw State (9/19)
- Played 63 offensive snaps at right tackle in road win at Georgia Tech (9/12) and did not allow a sack while paving the way for 299 rushing yards
- Started and played 33 snaps at right tackle and 20 at right guard in the season opener vs. Furman (9/5), helping the Vols total 638 yards of offense and 329 rushing yards

NOTABLE

- Majoring in sport management
- Member of Tennessee's 2026 Football Leadership Council
- Chose Tennessee over 25 other Division I offers, including four SEC programs
- Played in a single wing offense in high school
- Favorite movie is Elf
- Favorite musical artist is 21 Savage
- X: @jessep_72 | IG: @jessep_72

CAREER STATS

Games Played/Started: 2026: 7/7; 2025: 13/12; 2024: 4/0
Career: 24/19



TRE POTEAT III 3

DB • 6-0 • 192 • So.
Fitchburg, Wis.

Last name pronounced poh-TEET

CAREER HONORS

- 2025 Fall SEC Academic Honor Roll

CAREER

- A versatile athlete and defensive back who has emerged as one of Tennessee's top corners after a strong offseason and preseason camp
- Is a prominent special teams contributor on multiple units
- Has 17 career tackles and three pass breakups for the Vols
- Played in 20 career games

2026

- Tallied two total tackles in win over Kennesaw State (9/19)
- Posted one tackle in road win at Georgia Tech (9/12)
- Logged two tackles and a pass breakup in season-opening victory vs. Furman (9/5)

NOTABLE

- Majoring in sport management
- Full name is Henry Major Poteat III
- Father, Hank, is the cornerbacks coach at Michigan State and is a former University of Pittsburgh All-American who played 10 seasons in the NFL with the Steelers, Buccaneers, Patriots, Jets and Browns, winning a Super Bowl with New England in 2005
- Chose Tennessee over 25 other Division I offers, including four SEC programs
- X: @PoteatTre | IG: @tre.poteat

CAREER HIGHS

Tackles	6 vs. UAB, 9/20/25
Passes Defended	1 (3x), last vs. Furman, 9/5/26

CAREER STATS

Defense	*GP/GS*	*UT*	*AT*	*TT*	*Sack*	*TFL*	*FF*	*FR*	*QBH*	*PD*	*High Tk*
2025	13/0	7	5	12	0-0	0-0	0	0	0	2	6-UAB
2026	7/0	2	3	5	0-0	0-0	0	0	0	1	2-2x
Career	**20/0**	**9**	**8**	**17**	**0-0**	**0-0**	**0**	**0**	**0**	**3**	**6-UAB**

GAME-BY-GAME

2026 Opp.	*U-A-T, Other*
Furman	1-1-2, 1 pd
at Georgia Tech	0-1-1
Kennesaw State	1-1-2
Texas	0-0-0
Auburn	0-0-0
at Arkansas	0-0-0
Alabama	0-0-0

2025 Opp.	*U-A-T, Other*
vs. Syracuse	0-0-0
ETSU	1-0-1
Georgia	0-0-0
UAB	4-2-6
at Mississippi State	0-0-0
Arkansas	0-1-1
at Alabama	0-1-1
at Kentucky	0-0-0
Oklahoma	0-0-0
New Mexico State	1-1-2, 1 pd
at Florida	0-0-0
Vanderbilt	0-0-0
vs. Illinois	1-0-1, 1 pd



COOPER RANVIER 28

PK • 6-2 • 199 • Jr.
Lexington, Ky.

Last name pronounced RAN-vee-ay

CAREER HONORS

- 2026 Lou Groza Award Preseason Watch List
- 2025 All-ACC Third Team

CAREER

- An All-ACC kicker who transferred to Tennessee after spending two seasons at Louisville
- Entered the portal and enrolled on Rocky Top in Jan. 2026
- For his entire collegiate career, is 31-of-36 on field goals (85 pct) and 67-of-69 on PATs with a long make of 51 yards
- Produced 160 career points
- Played in 21 career games

2026

- Is 10-of-11 on field goal attempts and 27-of-27 on PATs in his first season with the Vols
- Played a key role in the Vols' rivalry win over #6 Alabama (10/17), connecting on all four of his field goal attempts to tie a career high
- Was 1-for-2 with a season-long make of 49 yards in road win at Arkansas (10/10), while connecting on all three PAT attempts
- Opened the scoring vs. Auburn (10/3) with a 36-yard field goal and converted all three PATs in a 24-14 win
- Connected on his lone field goal against #1 Texas (9/26), a 33-yarder, while going 2-for-2 on PATs
- Went 2-for-2 on field goal attempts (40 and 43 yards) and connected on all four PATs in UT's win over Kennesaw State (9/19)
- Connected on his first field goal attempt as a Vol, a 32-yarder that split the uprights at Georgia Tech (9/12), while converting all six PATs
- Made his UT debut in season opener vs. Furman (9/5), connecting on all seven of his PAT attempts

NOTABLE

- Majoring in management
- Prepped at Frederick Douglass High School in Lexington, Kentucky
- A two-sport athlete who was an all-state kicker and standout on the soccer team
- Helped lead Frederick Douglass to a 2022 KHSAA state championship in football
- Also led the Broncos to a district soccer title in 2022
- Worked in high school with former Vols' kicker James Wilhoit
- Has numerous tattoos on his right leg (kicking leg) honoring his friends, family and his faith
- Got his first tattoo when he was 16 after he received his first college offer
- Is one of the best golfers on the team
- X: @RanvierCooper | IG: @cooper_ranvier

CAREER HIGHS

Field Goals Made	4 (2x), last vs. Alabama, 10/17/26
Field Goals Attempted	4 (2x), last vs. Alabama, 10/17/26
Longest Field Goal	51 vs. Clemson, 11/14/25
Longest Attempt	53 vs. Toledo, 12/23/25
PATs	7 vs. Furman, 9/5/26
Points	14 (2x), last vs. Alabama, 10/17/26

CAREER STATS

Kick	GP	FG	FGA	Pct.	PAT	Pts	20-29	30-39	40-49	50+	Lg
*2024	1	0	0	-	1-1	1	-	-	-	-	-
*2025	13	21	25	84.0	39-41	102	6-6	7-7	6-7	2-5	51-CLEM
2026	7	10	11	86.1	27-27	57	1-1	5-5	4-4	0-1	49-ARK
at UL	**14**	**21**	**25**	**84.0**	**40-42**	**103**	**6-6**	**7-7**	**6-7**	**2-5**	**51-CLEM**
at UT	**7**	**10**	**11**	**86.1**	**27-27**	**57**	**1-1**	**5-5**	**4-4**	**0-1**	**49-ARK**
Career	**21**	**31**	**36**	**85.1**	**67-69**	**160**	**7-7**	**12-12**	**10-11**	**2-6**	**51-CLEM**

**at Louisville*

GAME-BY-GAME

2026 Opp.	*FGs, PATs, Pts*
Furman	0-0, 7-7, 7
at Georgia Tech	1-1 (32G), 6-6, 9
Kennesaw State	2-2 (40G, 43G), 4-4, 10
Texas	1-1 (33G), 2-2, 5
Auburn	1-1 (36G), 3-3, 6
at Arkansas	1-2 (51M, 49G), 3-3, 6
Alabama	4-4 (29G, 33G, 41G, 34G), 2-2, 14

2025 Opp.	*FGs, PATs, Pts*
Eastern Kentucky	1-1 (23G), 5-5, 8
James Madison	2-2 (22G, 38G), 0-0, 6
Bowling Green	3-3 (24G, 40G, 48G), 4-4, 13
at Pittsburgh	1-1 (35G), 4-4, 7
Virginia	2-3 (42M, 50G, 24G), 3-3, 9
at Miami	1-1 (48G), 3-3, 6
Boston College	1-2 (52M, 41G), 5-5, 8
at Virginia Tech	0-0, 4-4, 4
Cal	4-4 (30G, 49G, 39G, 49G), 2-2, 14
Clemson	2-3 (51G, 39G, 50M), 1-2, 7
at SMU	2-2 (36G, 29G), 0-0, 6
Kentucky	2-2 (34G, 24G), 5-5, 11
vs. Toledo	0-1 (53B), 3-4, 3

2024 Opp.	*FGs, PATs, Pts*
Austin Peay	0-0, 1-1, 1
Jacksonville State	DNP
Georgia Tech	DNP
at Notre Dame	DNP
SMU	DNP
at Virginia	DNP
Miami	DNP
at Boston College	DNP
at Clemson	DNP
at Stanford	DNP
Pittsburgh	DNP
at Kentucky	DNP
vs. Washington	DNP



TY REDMOND 4

DB • 6-3 • 200 • So.
Duluth, Ga.

CAREER HONORS

- 2026 Bednarik Award Preseason Watch List
- 2026 Bronko Nagurski Trophy Preseason Watch List
- 2026 Athlon Preseason All-America Fourth Team
- 2026 Preseason All-SEC Second Team (Athlon, Phil Steele)
- 2026 Preseason All-SEC Third Team (Athlon, Coaches, Phil Steele)
- 2025 Shaun Alexander Freshman of the Year Award Semifinalist
- 2025 The Athletic Freshman All-America First Team
- 2025 247Sports True Freshman All-America Team
- 2025 All-SEC Third Team (Coaches)
- 2025 SEC All-Freshman Team (Coaches)
- SEC Co-Freshman of the Week (vs. New Mexico State, 11/17/25)
- 2025 Fall SEC Academic Honor Roll

CAREER

- Lengthy cornerback who returns as one of the top young defenders in the SEC after a Freshman All-American season
- Thrust into a starting role as a freshman after injuries to Jermod McCoy and Rickey Gibson III and shined
- Enrolled in Jan. 2025, went through spring practice and was immediately counted upon
- Is the SEC's leading returning defender in passes defended (15) and pass breakups (12)
- Also the conference's leading returning cornerback in terms of PFF coverage grade (81.6)
- Credited with 72 tackles – 41 solo – to go along with one tackle for loss, three interceptions and 21 passes defended (18 PBUs, 3 INT)
- Played in 20 games with 19 starts

2026

- Leads the team and is tied for third in the SEC with six pass breakups this season
- Tallied five tackles and a pass breakup in rivalry win over #6 Alabama (10/17)
- Notched six tackles with one pass breakup - the 20th of his career - in road win at Arkansas (10/10)
- Tied two career-highs in win vs. Auburn (10/3) with seven tackles and two pass breakups
- Posted two tackles with a pass break up in SEC opener against #1 Texas (9/26)
- Did not allow a reception and was credited with one tackle in win over Kennesaw State (9/19)
- Made seven tackles and added a pass breakup in a road win at Georgia Tech (9/12)
- Started and played 34 snaps in season-opening win over Furman (9/5), notching one tackle

NOTABLE

- Majoring in sport management
- On Tennessee's 2026 Football Leadership Council
- Arrived at Tennessee as a three-star prospect by all major recruiting services
- Chose Tennessee over 10 other Division I offers, all from Power 4 programs
- Helped lead Milton High School to back-to-back state titles, including an undefeated 2024 campaign as a senior
- X: @Tyler_Redmond23 | IG: @tyyredmond

CAREER HIGHS

Tackles	7 (2x), vs. Auburn, 10/3/26
Tackles for Loss	0.5 (2x), last at Alabama, 10/18/25
Interceptions	1 (3x), last vs. Vanderbilt, 11/29/25
Passes Defended	2 (6x), last vs. Auburn, 10/3/26

CAREER STATS

Defense	GP/GS	UT	AT	TT	Sack	TFL	FF	FR	Int	PD	High Tk
2025	13/12	25	18	43	0-0	1-4	0	0	3	15	5-NMST
2026	7/7	16	13	29	0-0	0-0	0	0	0	6	7-2x
Career	**20/19**	**41**	**31**	**72**	**0-0**	**1-4**	**0**	**0**	**3**	**21**	**7-2x**

GAME-BY-GAME

2026 Opp.	*U-A-T, Other*
*Furman	0-1-1
*at Georgia Tech	5-2-7, 1 pd
*Kennesaw State	0-1-1
*Texas	1-1-2, 1 pd
*Auburn	4-3-7, 2 pd
*at Arkansas	3-3-6, 1 pd
*Alabama	3-2-5, 1 pd

2025 Opp.	*U-A-T, Other*
vs. Syracuse	3-1-4, 2 pd
*ETSU	1-1-2, 1 pd
*Georgia	2-1-3, 1 int, 1 pd
*UAB	2-2-4, 1 pd
*at Mississippi State	2-2-4, 0.5 tfl
*Arkansas	3-1-4
*at Alabama	1-2-3, 0.5 tfl
*at Kentucky	3-0-3, 1 pd
*Oklahoma	2-2-4, 2 pd
*New Mexico State	3-2-5, 1 int, 2 pd
*at Florida	0-0-0, 1 pd
*Vanderbilt	1-2-3, 1 int, 2 pd
*vs. Illinois	2-2-4, 2 pd

* *- denotes started*



NATHAN ROBINSON 19

DL • 6-7 • 295 • Sr.
Greenbrier, Tenn.

CAREER HONORS

- 2025 Fall SEC Academic Honor Roll
- 2024 Fall SEC Academic Honor Roll
- 2023 Fall SEC Academic Honor Roll

CAREER

- Tall, nimble playmaker who has progressed into a key member of the defensive interior
- Is in his fourth season with the program in 2026
- Was a consistent special teams contributor in 2024 after redshirting as a true freshman in 2023
- Earned a consistent role in the defensive line rotation in 2025, posting a career-high 14 tackles, 2.5 TFLs, 1.5 sacks and a forced fumble
- SEC graduate and three-time SEC Fall Academic Honor Roll selection
- Has 25 tackles, three TFLs with 1.5 sacks, a forced fumble and two pass breakups in his career
- Played in 31 career games with two starts

2026

- Made one tackle in win over #6 Alabama (10/17)
- Played in his 30th game as a Vol, posting one tackle and recording a pass breakup in a 24-17 road win over Arkansas (10/10)
- Recorded his third two-tackle performance of the season in a win over Auburn (10/3), including playing a key part in an important fourth down stop in the fourth quarter
- Started and notched two tackles in a road win over Georgia Tech (9/12)
- Made his first-career start in season opener vs. Furman (9/5), posting two tackles in the 56-9 win

NOTABLE

- SEC graduate who completed his bachelor's degree in kinesiology from UT in just three years, graduating in May 2026
- On Tennessee's 2026 Football Leadership Council
- Chose Tennessee over 10 other Division I offers and six Power Five programs
- Lengthy defensive standout who played multiple roles for Greenbrier High School where he earned TSWA All-State honors in 2022
- Played on both sides of the ball for the Bobcats and had a knack for the ball, recovering and forcing four fumbles along with a blocked field goal
- Also competed in track and field, throwing shot put and discus while running in the 110m hurdles and the 4x100 relay at Greenbrier
- X: @Nathan_R_19 | IG: @nathan19robinson

CAREER HIGHS

Tackles	3 (2x), last vs. ETSU, 9/6/25
Tackles For Loss	1.0 (2x), last at Kentucky, 10/25/25
Sacks	1.0 vs. Syracuse, 8/30/25
Forced Fumbles	1 vs. Syracuse, 8/30/25
Passes Defensed	1 (2x), last at Arkansas, 10/10/26

CAREER STATS

Defense	GP/GS	UT	AT	TT	Sack	TFL	FF	FR	PD	Int	High Tk
2024	13/0	0	3	3	0-0	0.5-0	0	0	0	0	2-NCSU
2025	13/0	4	10	14	1.5-9	2.5-10	1	0	1	0	3-2x
2026	5/2	2	6	8	0-0	0-0	0	0	1	0	2-3x
Career	**31/2**	**6**	**19**	**25**	**1.5-9**	**3-10**	**1**	**0**	**2**	**0**	**3-2x**

GAME-BY-GAME

2026 Opp.	*U-A-T, Other*
*Furman	1-1-2
*at Georgia Tech	1-1-2
Kennesaw State	DNP - Injury
Texas	DNP - Injury
Auburn	0-2-2
at Arkansas	0-1-1, 1 pd
Alabama	0-1-1

2025 Opp.	*U-A-T, Other*
vs. Syracuse	1-2-3, 1 tfl, 1 s, 1 ff

ETSU	0-3-3
Georgia	0-0-0
UAB	0-1-1, 0.5 tfl, 0.5 s
at Mississippi State	0-1-1
Arkansas	0-1-1
at Alabama	0-1-1, 1 pd
at Kentucky	1-0-1, 1 tfl
Oklahoma	1-1-2
New Mexico State	1-0-1
at Florida	0-0-0
Vanderbilt	0-0-0
vs. Illinois	0-0-0

2024 Opp.	*U-A-T, Other*
Chattanooga	0-0-0
vs. NC State	0-1-1, 0.5 tfl
Kent State	0-1-1
at Oklahoma	0-0-0
at Arkansas	0-0-0
Florida	0-0-0
Alabama	0-0-0
Kentucky	0-0-0
Mississippi State	0-0-0
at Georgia	0-0-0
UTEP	0-0-0
at Vanderbilt	0-0-0
at Ohio State	0-1-1

* - *denotes started*



JACKSON ROSS 98

P • 6-4 • 204 • 5th
Melbourne, Australia

CAREER HONORS
- SEC Co-Special Teams Player of the Week (Auburn, 10/5/26)
- Ray Guy Award "Ray's 8" (vs. Auburn, 10/5/26)
- 2026 East-West Shrine Bowl 1000
- 2025 Ray Guy Award Semifinalist
- Ray Guy Award College Punter of the Week Ray's 8 List (at Alabama, 10/20/25)
- 2025 Fall Academic Honor Roll
- 2024 Fall SEC Academic Honor Roll
- 2023 SEC All-Freshman Team
- 2023 Fall SEC Academic Honor Roll
- 2023 Ray Guy Award Final Candidate List
- Ray Guy Award College Punter of the Week Ray's 8 List (at Alabama, 10/23/23)
- 2022 SEC First-Year Academic Honor Roll

CAREER
- Talented ambidextrous punter out of Australia in his fifth year with the program and fourth as the starting punter and holder
- A returning semifinalist for the Ray Guy Award, who is up for the honor in 2026
- A field position weapon with 76 career punts downed inside the 20-yard line and 26 career boots of 50-plus yards
- Averages 43.6 yards per punt, which ranks third in UT career history and is the Vols' single-game punting average record holder (53.2)
- Owns a career-long punt of 71 yards
- SEC graduate and four-time member of the SEC Academic Honor Roll
- Played in 46 career games

2026
- Since the start of the 2025 season, Ross leads the nation in percentage of punts downed inside the 10-yard line at 31.3 percent (21)
- Punted four times for 159 yards, with two downed inside the 20-yard line vs. #6 Alabama (10/17)
- Booted four punts for 190 yards, including a season-long 57-yarder at Arkansas (10/10), with two of his punts being downed inside the 10-yard line
- Was a weapon for UT in its win over Auburn (10/3), punting six times for 265 yards, averaging 44.2 yards per punt with a long of 51 and five punts downed inside the 11-yard line, including three inside the 5-yard line ... Named SEC Special Teams POTW
- Booted seven punts for 324 yards with a long of 51 against #1 Texas (9/26), with one downed inside the 20, and added a successful onside kick attempt in the fourth quarter
- Punted two times for 92 yards with one downed inside the 20 against Kennesaw State (9/19)
- Hit three punts for 134 yards at Georgia Tech (9/12), including one downed inside the 20
- Played in his 40th career game for the Vols in the season-opener vs. Furman (9/5), punting two times for 89 yards with a long of 52 and one downed inside the 20

NOTABLE
- SEC Graduate who earned his bachelor's degree in sport management from UT in May 2026
- Currently pursuing a master's degree in agricultural leadership, education and communication
- Came to Tennessee after participating in Prokick Australia, which was developed in 2007 to train, guide and transition Australian athletes to perform at the college / NFL level
- Played Australian Rules Football for Hawthorn Football Club prior to coming to the U.S.
- At age 27, is the oldest player on the team
- Has the ability to kick with both feet
- Played tennis from the age of 4 to 17 and is also an avid ping pong player
- Coffee enthusiast
- Adopted a golden retriever named Maverick
- X: @_JacksonRoss | IG: @_jacksonross

CAREER HIGHS

Punts	8 at Oklahoma, 9/21/24
Punting Yards	387 at Oklahoma, 9/21/24
Punting Average (min. 2)	53.2 at Alabama, 10/21/23
Longest Punt	71 at Alabama, 10/21/23
Punts Inside 20	5 (2x), last vs. Auburn, 10/3/26
Punts 50+ Yards	3 at Oklahoma, 9/21/24

CAREER STATS

Punting	*GP*	*No*	*Yds*	*Avg*	*TB*	*FC*	*I20*	*50+*	*Blk*	*Long*
2022	DNP - Redshirted									
2023	13	55	2337	42.5	3	24	22	9	0	71-ALA
2024	13	53	2329	43.9	4	15	21	10	0	57-OU
2025	13	39	1716	44.0	2	20	20	3	0	57-UGA
2026	7	28	1253	44.8	2	16	13	4	1	57-ARK
Career	**46**	**175**	**7635**	**43.6**	**11**	**75**	**76**	**26**	**1**	**71-ALA**

GAME-BY-GAME

2026 Opp.	*Punting*
Furman	2-89-44.5, Lg 52, 1 I20, 1 50+
at Georgia Tech	3-134-44.7, Lg 48, 1 I20, 1 bk
Kennesaw State	2-92-46.0, Lg 47, 1 I20
Texas	7-324-46.3, Lg 51, 1 I20
Auburn	6-265-44.2, Lg 51, 5 I20
at Arkansas	4-190-47.5, Lg 57, 2 I20
Alabama	4-159-39.7, Lg 44, 2 I20

2025 Opp.	*Punting*
vs. Syracuse	4-175-43.8, Lg 56, 3 I20, 1 50+
ETSU	1-36-36.0, Lg 36, 1 I20
Georgia	3-145-48.3, Lg 57, 2 I20
UAB	3-125-41.7, Lg 46, 2 I20
at Mississippi State	3-129-43.0, Lg 47, 3 I20
Arkansas	5-228-45.6, Lg 48, 1 I20
at Alabama	3-139-46.3, Lg 52, 3 I20
at Kentucky	3-133-44.3, Lg 47, 1 I20
Oklahoma	2-87-43.5, Lg 46
New Mexico State	4-175-43.8, Lg 47, 1 I20
at Florida	2-90-45.0, Lg 49, 2 I20
Vanderbilt	4-177-44.3, Lg 46
vs. Illinois	2-78-39.0, Lg 39

2024 Opp.	*Punting*
Chattanooga	1-23-23.0, Lg 23
vs. NC State	1-43-43.0, Lg 43, 1 I20
Kent State	0-0-0
at Oklahoma	8-387-48.4, Lg 57, 2 I20, 3 50+
at Arkansas	7-299-42.7, Lg 41, 2 I20, 2 50+
Florida	7-319-45.6, Lg 53, 3 I20, 1 50+
Alabama	4-187-46.8, Lg 49, 2 I20
Kentucky	3-119-39.7, Lg 45, 1 I20
Mississippi State	3-139-46.3, Lg 49
at Georgia	5-210-42.0, Lg 53, 5 I20, 1 50+
UTEP	6-281-46.8, Lg 52, 3 I20, 2 50+
at Vanderbilt	1-36-36.0, Lg 36, 1 I20
at Ohio State	7-286-40.9, Lg 53, 1 I20

2023 Opp.	*Punting*
vs. Virginia	5-179-35.8, Lg 50, 1 50+
Austin Peay	4-172-43.0, Lg 49, 2 I20
at Florida	3-120-40.0, Lg 41, 2 I20
UTSA	6-266-44.3, Lg 52, 3 I20, 2 50+
South Carolina	3-147-49.0, Lg 54, 1 I20, 2 50+
Texas A&M	3-120-40.0, Lg 49, 2 I20
at Alabama	5-266-53.2, Lg 71, 2 I20, 2 50+
at Kentucky	2-79-39.5, Lg 43
UConn	2-83-41.5, Lg 42, 2 I20
at Missouri	6-262-43.7, Lg 54, 3 I20, 2 50+
Georgia	6-240-40.0, Lg 47
Vanderbilt	3-119-39.7, Lg 47, 1 I20
vs. Iowa	7-284-40.6, Lg 48, 4 I20



BRAYDEN ROUSE 28

LB • 6-3 • 225 • Fr.
Woodstock, Ga.

CAREER
- Versatile and athletic two-way player at Kell High School in Marietta, Georgia, who developed into one of the nation's elite linebacker prospects
- Enrolled at Tennessee in Jan. 2026 and went through spring practice
- Rated as a consensus four-star prospect and top-150 player nationally by 247Sports (No. 81), Rivals (No. 94) and ESPN (No. 129)
- Considered a top-10 linebacker prospect nationally by all major recruiting services and the No. 7 rated linebacker in the 2026 class according to the 247Sports composite rankings
- Was a top-15 rated player in the state of Georgia by 247Sports (No. 10), Rivals (No. 11) and ESPN (No. 15)
- Received an invite to the 2026 Navy All-American Bowl and the 2026 Polynesian Bowl
- Helped lead Kell High School to an 11-2 record and an appearance in the Georgia Class 4A state semifinals as a senior in 2025
- Totaled 120 tackles, 11.5 tackles for loss, 1.5 sacks, three interceptions and one fumble recovery to go along with 36 receptions for 511 yards and eight touchdowns as a senior according to MaxPreps
- Named to the 2025 GHSA Class 4A Preseason All-State team and the Touchdown Club of Atlanta's 2025 Preseason All-Star Team
- Earned 2024 Class 4A All-State and All-Region honors from the Atlanta Journal Constitution after tallying 111 tackles, 15 tackles for loss, 3.5 sacks, six pass breakups, one interception and one fumble recovery as well as 26 catches for 382 yards and eight touchdowns during a breakout junior season
- Has played in five career games

2026
- Saw action on 13 special teams snaps in SEC debut vs. #1 Texas (9/26)
- Had three tackles in his Tennessee debut against Kennesaw State (9/19), starring on special teams while also playing 14 defensive snaps

NOTABLE
- Majoring in journalism and media
- In June 2026, used his NIL money to purchase practice jerseys for every kid of the Etowah Youth Football league he played in when he was a kid
- Multi-sport athlete who also played basketball and ran track in high school
- Chose Tennessee over 42 other Division I offers, including 31 from Power Four programs and 14 SEC schools
- X: @BraydenRouse8 | IG: @brayden_rouse8

GAME-BY-GAME

2026 Opp.	*U-A-T, Other*
Furman	DNP - Injury
at Georgia Tech	DNP

Kennesaw State	1-2-3
Texas	0-0-0
Auburn	0-0-0
at Arkansas	0-0-0
Alabama	1-0-1



DAVID SANDERS JR. 70

OL • 6-6 • 310 • So.
Charlotte, N.C.

CAREER HONORS
- 2026 Preseason All-SEC Second Team (Athlon, Phil Steele)
- 2026 Preseason All-SEC Third Team (Coaches, Media)
- 2025 On3 True Freshman All-America Team
- 2025 247Sports True Freshman All-America Team
- 2025 SEC All-Freshman Team (Coaches)
- 2025 Fall SEC Academic Honor Roll

CAREER
- An elite, blue-chip offensive tackle who is considered one of the best at his position in America
- Possesses a rare combination of explosiveness, size and nimble movement
- Enters his second season with the program in 2026 after a Freshman All-America campaign at right tackle in 2025
- Now expected to man the starting left tackle role in 2026
- Enrolled at UT in Jan. 2025 and went through spring practice, making his presence known
- Played in 16 career games with 13 starts, totaling 913 offensive snaps

2026
- Helped the Vols' secure their third straight home victory over #6 Alabama (10/17), playing 57 offensive snaps at LT without allowing a pressure and earning an 84.9 pass block grade from PFF.com
- Played all 64 offensive snaps at LT without allowing a pressure and helped UT gain 414 yards of total offense in road win at Arkansas (10/10)
- Played all 67 snaps at LT to help clear the way for the UT ground game to rush for 237 yards and three touchdowns in win vs. Auburn (10/3)
- Made his 10th career start in SEC opener and played all 76 snaps at LT against #1 Texas (9/26)
- Started at LT, did not allow a pressure, and helped UT gain 446 yards of total offense, including 268 yards on the ground, in a 42-9 win over Kennesaw State (9/19)
- Helped pave the way for a Vols' rushing attack that piled up 299 yards in a road win at Georgia Tech (9/12)
- Made his first start at LT in season-opening win over Furman (9/5), playing 41 snaps while helping the Vols roll up 638 yards of total offense, including 329 rushing yards

NOTABLE
- Majoring in sociology with a minor in criminology and criminal justice
- On Tennessee's 2026 Football Leadership Council
- Also played basketball and was a two-time state qualifier in the shot put and discus throw in high school
- Owns personal-bests of 53-3.5 in the shot and 143-1 in the discus
- Started playing football at the age of seven
- Made a $20,000 donation with his NIL funds to his high school alma mater, Providence Day School, and also helped provide the Providence Day football team with new shoulder pads in July 2026
- Member of the 247Sports 2025 Freaks List
- Consensus five-star prospect who was rated the No. 1 offensive tackle by ESPN and Rivals and ranked No. 2 by On3 and No. 3 by 247Sports
- Rated the consensus No. 1 overall prospect in the state of North Carolina by all services
- The 2023 North Carolina Gatorade Player of the Year who led Providence Day School to three straight NCISAA state championships
- X: @davidLsandersjr | IG: @clt_bigdave

CAREER STATS
Games Played/Started: 2026: 7/7; 2025: 9/6
Career: 16/13



TRAVIS SMITH JR. 1

WR • 6-3 • 215 • So.
Atlanta, Ga.

CAREER HONORS
- 2025 Fall SEC Academic Honor Roll

CAREER
- Big, fast, powerful receiver out of Atlanta's Westlake High School who enters his second season and will be in the rotation at wide out
- Enrolled at Tennessee in Jan. 2025 and participated in spring practice
- Has six receptions for 56 yards in his young career
- Played in 14 career games

2026
- Hauled in one pass for five yards against Kennesaw State (9/19)
- Caught two passes for a career-best 22 yards in UT's season-opening win over Furman (9/5), including a career-long 15-yard reception

NOTABLE
- Majoring in sport management
- A consensus four-star prospect by all major recruiting services and the No. 6 player from the state of Georgia according to On3
- Was invited to play in the 2025 Polynesian Bowl
- A two-sport star who also competed in basketball
- Chose Tennessee over 33 other Division I offers, including 10 SEC programs
- X: @Travis_Smith_Jr | IG: @trav10_

CAREER HIGHS

Receptions	2 (2x), last vs. Furman, 9/5/26
Receiving Yards	22 vs. Furman, 9/5/26
Long Reception	15 vs. Furman, 9/5/26

CAREER STATS

Receiving	*GP/GS*	*No*	*Yds*	*Avg*	*Per/G*	*TD*	*Long*	*High Yd*
2025	7/0	3	29	9.7	4.1	0	13-ETSU	20-ETSU
2026	7/0	3	27	9.0	3.9	0	15-FUR	22-FUR
Career	**14/0**	**6**	**56**	**9.3**	**4.0**	**0**	**15-FUR**	**22-FUR**

GAME-BY-GAME

2026 Opp.	*Rec-Yds-TD, Lg*
Furman	2-22-0, 15
at Georgia Tech	0-0-0
Kennesaw State	1-5-0
Texas	0-0-0
Auburn	0-0-0
at Arkansas	0-0-0
Alabama	0-0-0

2025 Opp.	*Rec-Yds-TD, Lg*
vs. Syracuse	0-0-0
ETSU	2-20-0, 13
Georgia	0-0-0
UAB	1-9-0, 9
at Mississippi State	0-0-0
Arkansas	DNP - Injury
at Alabama	DNP - Injury
at Kentucky	DNP - Injury
Oklahoma	DNP - Injury
New Mexico State	DNP - Injury
at Florida	0-0-0
Vanderbilt	DNP
vs. Illinois	0-0-0



EDWIN SPILLMAN 13

LB • 6-1 • 226 • Jr.
Nashville, Tenn.

CAREER HONORS
- 2026 Wuerffel Trophy Semifinalist
- 2026 AFCA Allstate Good Works Team
- 2025 The Athletic Freshman All-America Second Team
- 2025 SEC All-Freshman Team (Coaches)
- 2025 Fall SEC Academic Honor Roll
- 2024-25 First-Year SEC Academic Honor Roll

CAREER
- Physical and athletic linebacker with all the tools who shined in his first full season of action in 2025
- Enrolled at Tennessee in March 2024 after an outstanding prep career in Nashville
- Owns 110 tackles, 5.5 tackles for loss, 4.5 sacks, one interception, one forced fumble and five pass breakups in his career
- Played in 24 career games with seven starts

2026
- Made four tackles in rivalry win vs. #6 Alabama (10/17)
- Notched a pair of tackles in road win at Arkansas (10/10)
- Tallied four tackles with one TFL and a sack in win over Auburn (10/3)
- Recorded his 100th career tackle in SEC opener against #1 Texas (9/26)
- Posted five tackles with a forced fumble and a PBU in win over Kennesaw State (9/19)
- Notched five tackles and one pass breakup in road win at Georgia Tech (9/12)
- Started and posted two tackles with one TFL and a sack in season-opening win vs. Furman (9/5)

NOTABLE
- Majoring in sport management
- Member of Tennessee's 2026 Football Leadership Council
- Born in Freetown, Sierra Leone in West Africa
- Was adopted and came to the United States in 2013, arriving in Nashville on Nov. 25, 2013
- Has committed more than 120 hours to community service while using NIL resources to support the Wan Fambul Foundation, which assists families and children in Sierra Leone
- Brother, Nate Spillman, was a WR for the Vols in 2023 and 2024 before transferring to Charlotte and Austin Peay and now plays for Central Arkansas
- Father, Jeremy Spillman, is an accomplished songwriter in Nashville who has had songs recorded by some of country musics biggest stars such as Eric Church, Tim McGraw, Keith Urban, Luke Bryan and Reba McEntire, among others
- Consensus four-star prospect and top-10 player from the state of Tennessee by all major recruiting services
- Was coached by former NFL Pro Bowlers Trent Dilfer and Kevin Mawae at Lipscomb Academy
- Helped Lipscomb Academy to a 13-0 record and second consecutive state title his junior season
- Participated in the 2024 Polynesian Bowl all-star game in Hawaii
- Chose Tennessee over 33 other Division I offers, including 10 SEC programs
- Favorite movie is The Green Mile
- Favorite TV shows are The Office and Kickin' It
- X: @ESpillman13 | IG: @edwin_spillman

CAREER HIGHS

Tackles	15 at Kentucky, 10/25/25
Tackles For Loss	1.0 (4x), last vs. Auburn, 10/3/26
Sacks	1.0 (4x), last vs. Auburn, 10/3/26
Quarterback Hurries	1 (3x), last at Kentucky, 10/25/25
Interceptions	1 vs. Oklahoma, 11/1/25
Forced Fumbles	1 vs. Kennesaw State, 9/19/26
Passes Defended	2 vs. Oklahoma, 11/1/25

CAREER STATS

Defense	GP/GS	UT	AT	TT	Sack	TFL	FF	FR	INT	PD	High Tk
2024	4/0	3	3	6	0-0	0-0	0	0	0	0	2-2x
2025	13/6	33	48	81	2.5-15	3.5-17	0	0	1	3	15-UK
2026	7/1	11	12	23	2-13	2-13	1	0	0	2	5-2x
Career	**24/7**	**47**	**63**	**110**	**4.5-22**	**5.5-24**	**1**	**0**	**1**	**5**	**15-UK**

GAME-BY-GAME

2026 Opp.	U-A-T Other
*Furman	2-0-2, 1 tfl, 1 s
at Georgia Tech	2-3-5, 1 pd
Kennesaw State	3-2-5, 1 ff, 1 pd
Texas	0-1-1
Auburn	2-2-4, 1 tfl, 1 s
at Arkansas	1-1-2
Alabama	1-3-4

2025 Opp.	U-A-T Other
vs. Syracuse	3-3-6, 1 tfl, 1 s
ETSU	0-2-2, 1 qbh
Georgia	1-5-6
UAB	0-2-2
at Mississippi State	2-5-7, 0.5 tfl
Arkansas	1-4-5, 1 qbh
at Alabama	3-3-6, 1 pd
*at Kentucky	11-4-15, 0.5 tfl, 1 qbh
*Oklahoma	1-8-9, 0.5 tfl, 0.5 s, 1 int, 2 pd
*New Mexico State	3-4-7
*at Florida	4-3-7, 1 tfl, 1 s
*Vanderbilt	0-2-2
*vs. Illinois	4-3-7

2024 Opp.	U-A-T Other
Kent State	0-2-2
at Oklahoma	1-0-1
at Vanderbilt	1-1-2
at Ohio State	1-0-1

* - *denotes started*



BRAYLON STALEY 14

WR • 6-0 • 192 • Jr.
Aiken, S.C.

CAREER HONORS

- 2026 Biletnikoff Award Preseason Watch List
- 2026 Preseason All-SEC Second Team (Athlon, Phil Steele)
- 2025 Shaun Alexander Freshman of the Year Award Semifinalist
- 2025 The Athletic Freshman All-America First Team
- 2025 SEC Freshman of the Year (AP, Coaches)
- 2025 SEC All-Freshman Team (Coaches)
- SEC Freshman of the Week (vs. Arkansas, 10/13/25; vs. Syracuse, 9/1/25)
- 2025 Fall SEC Academic Honor Roll
- 2024 Fall SEC Academic Honor Roll

CAREER

- Reigning SEC Freshman of the Year who returns for his third season on Rocky Top in 2026
- Dynamic, explosive and one of the elite playmakers in the nation at slot receiver
- Emerged as a big-play threat and go-to receiver during a breakout 2025 season in which he became the third player in program history to be named SEC Freshman of the Year, joining Peyton Manning (1994) and Jamal Lewis (1997)
- Has 97 receptions for 1,061 yards (10.9 avg) and eight touchdowns in his career
- Owns two 100-yard receiving games
- Played in 24 career games with 20 starts

2026

- Has started all seven games at WR and is second on the team with 24 receptions entering Week 8
- Made his 20th career start vs. #6 Alabama (10/17), pulling in two receptions for 10 yards in a 26-10 victory
- Hauled in a game-high seven receptions for 53 yards in road win at Arkansas (10/10), while also going over 1,000 receiving yards for his career
- Caught seven passes for 45 yards vs. #1 Texas (9/26)
- Pulled in four receptions for 59 yards and a touchdown in win over Kennesaw State (9/19)
- Made his 15th career start, pulling down one reception for a 20-yard touchdown at Georgia Tech (9/12)
- Started and hauled in two receptions for eight yards in season-opening win over Furman (9/5)

NOTABLE

- Majoring in sport management
- Member of Tennessee's 2026 Football Leadership Council
- Is this year's "Cookie Monster" for his NIL deal with Moonshine Mountain Cookie Company. Fans receive two free cookies from any of the Moonshine Mountain Knoxville locations on Mondays after any game he scores a touchdown
- Father was a junior college football All-American cornerback at Georgia Military College in 2001 and 2002 who then played at Mississippi State under Sylvester Croom
- A consensus four-star recruit who was rated as the No. 2 wide receiver in the state of South Carolina by On3 and 247Sports
- Favorite hobbies outside of football include playing video games, running track and playing baseball
- Excelled in track and field, capturing three South Carolina Class 4A state titles (two in the triple jump and one in the 200-meter dash)
- The Aiken High School record holder in the 200-meter dash (21.6) and the triple jump (48-5), winning state titles in both events as a junior. Also won a state title in the triple jump as a sophomore
- Chose Tennessee over 25 other Division I offers
- Favorite food is chicken alfredo
- Favorite musical artist is Lil Baby
- Played the drums at church
- Favorite TV show is Ballers
- Aspires to become a coach one day
- X: @BrayStaley | IG: @br6y_

CAREER HIGHS

Receptions	10 at Alabama, 10/18/25
Receiving Yards	109 vs. Arkansas, 10/11/25
Long Reception	73 vs. Syracuse, 8/30/25
Receiving TDs	2 vs. Oklahoma, 11/1/25

CAREER STATS

Receiving	GP/GS	No	Yds	Avg	Per/G	TD	Long	High Yd
2024	4/0	3	21	7.0	5.2	0	10-UTEP	11-OSU
2025	13/13	68	837	12.3	64.4	6	73-SU	109-ARK
2026	7/7	27	203	7.8	29.0	2	35-KSU	59-KSU
Career	**24/20**	**97**	**1,061**	**10.9**	**44.2**	**8**	**73-SU**	**109-ARK**

GAME-BY-GAME

2026 Opp.	Rec-Yds-TD, Lg
*Furman	2-8-0, 5
*at Georgia Tech	1-20-1, 20
*Kennesaw State	4-59-1, 35
*Texas	7-45-0, 11
*Auburn	3-8-0, 12
*at Arkansas	7-53-0, 22
*Alabama	2-10-0, 7

2025 Opp.	Rec-Yds-TD, Lg
*vs. Syracuse	4-95-1, 73
*ETSU	5-39-0, 13
*Georgia	9-97-1, 32
*UAB	3-50-0, 31
*at Mississippi State	4-41-0, 26
*Arkansas	6-109-0, 42
*at Alabama	10-92-1, 30
*at Kentucky	6-105-0, 56
*Oklahoma	5-75-2, 54
*New Mexico State	5-58-1, 15
*at Florida	1-10-0, 10
*Vanderbilt	6-35-0, 18
*vs. Illinois	4-31-0, 14

2024 Opp.	Rec-Yds-TD, Lg
Kent State	0-0-0
Mississippi State	0-0-0
UTEP	1-10-0, 10
at Ohio State	2-11-0, 7

* - *denotes started*



RYAN STAUB 8

QB • 6-1 • 205 • Sr.
Stevenson Ranch, Calif.

Last name pronounced STAAB (rhymes with job)

CAREER

- Experienced transfer quarterback who joined the Vols after spending three seasons at Colorado
- Originally signed with Colorado out of West Ranch High School in California as part of the Class of 2023
- Enrolled at Tennessee in Jan. 2026 and went through spring practice
- Completed 56-of-101 passes (55 pct) for 708 yards with four touchdowns and four interceptions in his career
- Played in 13 career games (1 at UT, 12 at COL) with two starts (2 at COL)

2026

- Made his UT debut, playing seven snaps in season-opening win over Furman (9/5), completing all three of his pass attempts for 27 yards

NOTABLE

- Majoring in communication studies
- Member of Tennessee's 2026 Football Leadership Council
- Holds virtually every single season and career QB school record at West Ranch High School
- As a senior, led West Ranch to its first Foothill League Championship and an undefeated 10-0 record
- Also ran track and field at West Ranch High School
- His brother, Jared, played wide receiver at Cal
- His father, Craig, was an All-Pac 10 pole vaulter at Cal
- His grandfather, Jerry, was a catcher on a national championship baseball team at USC
- X: @_ryanstaub | IG: @ryan.staub_

CAREER HIGHS

Pass Completions	19 at Houston, 9/12/25
Pass Attempts	35 at Houston, 9/12/25
Passing Yards	204 at Houston, 9/12/25
Passing Touchdowns	2 vs. Delaware, 9/6/25
Long Pass	71 vs. Delaware, 9/6/25
Rushes	11 at Houston, 9/12/25
Rushing Yards	36 at Houston, 9/12/25
Rushing Touchdowns	1 at Utah, 10/25/25
Long Rush	29 at Houston, 9/12/25

CAREER STATS

Passing	GP/GS	Com	Att	Pct	TD	Int	Yds	Per/G	Long	High Yd
*2023	3/1	23	40	57.5	1	0	254	84.7	33-UTA	195-UTA
*2024	4/0	0	4	0.0	0	0	0	0.0	-	-
*2025	5/1	30	55	54.5	3	4	427	85.4	71-DEL	204-UH
2026	1/0	3	3	100	0	0	27	27.0	11-FUR	27-FUR
at COL	**12/2**	**53**	**98**	**54.1**	**4**	**4**	**681**	**68.1**	**71-DEL**	**204-UH**
at UT	**1/0**	**3**	**3**	**100**	**0**	**0**	**27**	**27.0**	**11-FUR**	**27-FUR**
Career	**13/2**	**56**	**101**	**55.4**	**4**	**4**	**708**	**48.0**	**71-DEL**	**204-UH**

Rushing	GP/GS	No	Yds	Avg	Per/G	TD	Long	High Yd
*2023	3/1	11	-26	-2.4	-8.7	0	5-WSU	-
*2024	4/0	3	4	1.3	1.0	0	9-NEB	4-NEB
*2025	5/1	19	30	1.6	6.0	1	29-UH	36-UH
2026	1/0	0	0	0	0	0	-	-
at COL	**12/2**	**33**	**8**	**0.2**	**0.8**	**1**	**29-UH**	**36-UH**
at UT	**1/0**	**0**	**0**	**0**	**0**	**0**	**-**	**-**
Career	**13/2**	**33**	**8**	**0.2**	**0.6**	**1**	**29-UH**	**36-UH**

*at Colorado

GAME-BY-GAME

2026 Opp.	Comp	Att	TD	INT	Pct.	Yards	Lg	Run	Yds	TD	Lg
Furman	3	3	0	0	100.0	27	11	0	0	0	-
at Ga. Tech					DNP						
Kennesaw State					DNP						
Texas					DNP						
Auburn					DNP						
at Arkansas					DNP						
Alabama					DNP						

2025 Opp.	Comp	Att	TD	INT	Pct.	Yards	Lg	Run	Yds	TD	Lg
Delaware	7	10	2	0	70.0	158	71	2	-2	0	11
*at Houston	19	35	1	2	54.3	204	37	11	36	0	29
at Utah	4	8	0	0	50.0	65	23	6	-4	1	7
Arizona	0	2	0	2	0.0	0	-	0	0	0	-
at Kansas St.	0	0	0	0	0.0	0	-	0	0	0	-

2024 Opp.	Comp	Att	TD	INT	Pct.	Yards	Lg	Run	Yds	TD	Lg
at Nebraska	0	2	0	0	0.0	0	-	3	4	0	9
at UCF	0	0	0	0	0.0	0	-	0	0	0	-
at Arizona	0	1	0	0	0.0	0	-	0	0	0	-
Oklahoma St.	0	1	0	0	0.0	0	-	0	0	0	-

2023 Opp.	Comp	Att	TD	INT	Pct.	Yards	Lg	Run	Yds	TD	Lg
Nebraska	1	2	0	0	50.0	3	3	1	-12	0	0
at WSU	5	14	0	0	35.7	56	27	6	-2	0	5
*at Utah	17	24	1	0	70.8	195	33	4	-12	0	2

* - denotes started



JEREMIAH TELANDER 22

LB • 6-2 • 235 • Sr.
Gainesville, Ga.

Last name pronounced TEE-lan-dur

CAREER HONORS
- 2026 East-West Shrine Bowl 1000
- 2026 SEC Football Leadership Council
- 2025 Fall SEC Academic Honor Roll
- 2024 Fall SEC Academic Honor Roll
- 2023 Fall SEC Academic Honor Roll

CAREER
- Physical linebacker with a nose for the ball and strong leadership presence in his fourth season in 2026
- Stepped into a starting role at MLB during the 2024 campaign and has been a starter in back-to-back years
- Selected by his teammates as a member of Tennessee football's leadership council for the 2025 and 2026 seasons
- Started 28 straight games for the Vols
- Voted to the 2026 SEC Football Leadership Council, serving as UT's representative
- Arrived on Rocky Top in Dec. 2022, participating in Orange Bowl practices and then attending the game before going through his first spring practice in 2023
- Three-time member of the SEC Academic Honor Roll and member of the 2024-25 VOLeaders Academy
- Totaled 186 tackles, 16 tackles for loss, 4.5 sacks, three fumble recoveries, six pass breakups, two interceptions and a forced fumble
- Played in 46 career games with 28 starts

2026
- Notched career-highs with two sacks and two TFLs, along with a forced fumble and four total tackles in rivalry win over #6 Alabama (10/17)
- Played in the 45th game of his career, posting four tackles in a road win at Arkansas (10/10)
- Tallied a season-high six tackles with a half-TFL and a QB hurry in victory over Auburn (10/3)
- Made his 25th career start - and the 25th in a row - recording three tackles in SEC opener vs. #1 Texas (9/26)
- Notched three tackles and a pass break up in win over Kennesaw State (9/19)
- Made a leaping interception in road win at Georgia Tech (9/12) as the Yellow Jackets were driving inside the redzone, and also added three tackles, 1.5 TFLs and a sack on the night
- Posted five tackles with one QB hurry and a PBU in season-opening win over Furman (9/5)

NOTABLE
- Majoring in communication studies
- Member of Tennessee's 2026 Football Leadership Council
- His father, Steve, played college football at UMass before getting into coaching and spending time as an assistant coach at Missouri, Bowling Green, UTEP and UMass
- A four-star recruit by ESPN and rated as the No. 11 linebacker in the country and the No. 27 player in the state of Georgia by ESPN
- Committed to the Vols in June 2022 after compiling more than 25 Division I offers, including 18 from Power Five programs
- Was also a standout track and field athlete and played basketball in high school
- Won a sectional title and placed fourth at the Georgia Class 3A state championship meet in the high jump as a sophomore in 2020
- Avid bowler with a high score of 242
- X: @ jeremiahteland1 | IG: @jeremiahtelander

CAREER HIGHS

Tackles	10 (2x), last at Florida, 11/22/25
Tackles For Loss	2.0 vs. Alabama, 10/17/26
Sacks	2.0 vs. Alabama, 10/17/26
QB Hurries	2 vs. Oklahoma, 11/1/25
Passes Defended	1 (6x), last vs. Kennesaw State, 9/19/26
Interceptions	1 (2x), last at Georgia Tech, 9/12/26
Fumble Recoveries	1 (3x), last vs. Mississippi State, 11/9/24
Forced Fumbles	1 vs. Alabama, 10/17/26

CAREER STATS

Defense	GP/GS	UT	AT	TT	Sack	TFL	FF	FR	PD	Int	High Tk
2023	13/0	15	20	35	0-0	2.5-4	0	0	1	0	6-2x
2024	13/8	20	23	43	0.5-1	3.5-4	0	3	1	0	10-OSU
2025	13/13	28	52	80	1-4	6-12	0	0	1	1	10-UF
2026	7/7	11	17	28	3-15	4-15	1	0	3	1	6-AU
Career	**46/28**	**74**	**112**	**186**	**4.5-20**	**16-35**	**1**	**3**	**6**	**2**	**10-2X**

GAME-BY-GAME

2026 Opp.	U-A-T, Other
*Furman	2-3-5, 1 qbh, 1 pd
*at Georgia Tech	1-2-3, 1.5 tfl, 1 s, 1 pd, 1 int
*Kennesaw State	1-2-3, 1 pd
*Texas	1-2-3
*Auburn	2-4-6, 0.5 tfl, 1 qbh
*at Arkansas	1-3-4
*Alabama	3-1-4, 2 tfl, 2 s, 1 ff

2025 Opp.	U-A-T, Other
*vs. Syracuse	3-1-4, 1 tfl, 1 pd, 1 int
*ETSU	1-1-2
*Georgia	2-5-7
*UAB	2-4-6, 0.5 tfl
*at Mississippi State	3-4-7
*Arkansas	3-4-7, 1 tfl
*at Alabama	4-2-6, 1 tfl
*at Kentucky	1-5-6, 0.5 tfl
*Oklahoma	0-7-7, 0.5 tfl, 0.5 s, 2 qbh
*New Mexico State	0-2-2
*at Florida	2-8-10
*Vanderbilt	3-4-7, 1 tfl, 0.5 s
*vs. Illinois	4-5-9, 0.5 tfl

2024 Opp.	U-A-T, Other
Chattanooga	4-0-4
vs. NC State	1-0-1, 1 fr
Kent State	1-2-3, 1 pd
at Oklahoma	0-0-0
at Arkansas	0-5-5, 0.5 tfl
*Florida	0-5-5, 0.5 tfl
*Alabama	2-2-4, 0.5 tfl, 0.5 s
*Kentucky	1-2-3, 1 fr
*Mississippi State	2-4-6, 1 tfl, 1 fr
*at Georgia	1-0-1
*UTEP	1-0-1, 1 qbh
*at Vanderbilt	0-0-0
*at Ohio State	7-3-10, 1 tfl

2023 Opp.	U-A-T, Other
vs. Virginia	0-0-0
Austin Peay	2-4-6
at Florida	0-0-0
UTSA	1-2-3
South Carolina	1-1-2
Texas A&M	0-1-1
at Alabama	0-0-0
at Kentucky	0-0-0
UConn	1-4-5, 1 tfl
at Missouri	2-1-3, 0.5 tfl
Georgia	2-2-4
Vanderbilt	3-3-6, 1 pd
vs. Iowa	3-2-5, 1 tfl

* - denotes started



JAMYAN THEODORE 21

DB • 6-0 • 175 • Fr.
Montreal, Quebec, Canada

First name pronounced JAY-mee-uhn

CAREER
- Talented defensive back out of the Baylor School in Chattanooga, Tennessee
- Enrolled at Tennessee in Jan. 2026 and participated in spring practice
- A consensus three-star recruit according to Rivals, 247Sports and ESPN
- Ranked as the No. 26 overall player in Tennessee according to Rivals
- Listed as the No. 28 player in the state by 247Sports and ESPN
- Helped guide Baylor to an 12-0 season and Division II Class AAA State Championship in 2025
- In his first season at Baylor School in 2024, finished his junior campaign with five interceptions, including two returned for touchdowns and tallied 18 pass breakups
- As a sophomore in 2023, played at Rocky River (Ohio) Lutheran West where he had 33 receptions for 677 yards and five touchdowns
- Also recorded 35 tackles, two tackles for loss, six interceptions and 14 passes defended as a sophomore
- Played in seven career games

2026
- Saw action on special teams in his SEC debut vs. #1 Texas (9/26)
- Made his UT debut in season-opening 56-9 win over Furman (9/5), playing 11 defensive snaps and recording one tackle

NOTABLE
- Majoring in finance
- Also competed in track & field in high school
- Committed to the Vols in July 2025
- Chose Tennessee over 23 other Division I offers, including 12 Power 4 offers
- X: @jamyan_theodore | IG: @jamyantheodore

CAREER HIGHS

Tackles	1 vs. Furman, 9/5/26

CAREER STATS

Defense	GP/GS	UT	AT	TT	Sack	TFL	FF	FR	QBH	PD	High Tk
2026	7/0	1	0	1	0-0	0-0	0	0	0	0	1-FUR
Career	**7/0**	**1**	**0**	**1**	**0-0**	**0-0**	**0**	**0**	**0**	**0**	**1-FUR**

GAME-BY-GAME

2026 Opp.	U-A-T, Other
Furman	1-0-1
at Georgia Tech	0-0-0
Kennesaw State	0-0-0
Texas	0-0-0
Auburn	0-0-0
at Arkansas	0-0-0
Alabama	0-0-0



TRENT THOMAS 82

TE • 6-5 • 254 • Sr.
Mobile, Ala.

CAREER
- Physical tight end who transferred to Tennessee after spending the 2023-25 seasons at South Alabama
- Mobile native enrolled on Rocky Top in Jan. 2026 and went through spring practice

- Owns 11 career catches for 84 yards and one touchdown
- Played in 33 career games with 20 starts (7/7 at UT, 26/13 at South Ala.)

2026
- Started all seven games at TE in his first season at Tennessee, stepping up in place of an injured Ethan Davis
- Pulled in his first career touchdown reception at Arkansas (10/10) in the second quarter, and finished with two catches for eight yards in the 24-17 win
- Made his fifth consecutive start at TE, pulling in one reception for seven yards in win vs. Auburn (10/3)
- Pulled down one reception for 17 yards against Kennesaw State (9/19), as he made his third consecutive start at TE
- Got the start at TE for the second straight game and played 31 snaps in road win at Georgia Tech (9/12)
- Started at TE in his UT debut against Furman (9/5), hauling in two catches for 13 yards

NOTABLE
- Majoring in management
- A three-star prospect out of Cottage Hill Christian Academy in Mobile
- Ranked the No. 35 prospect in the state of Alabama and No. 40 tight end by 247Sports
- Named first team all-state as an edge rusher by the Alabama Sportswriters Association
- Tallied 30 receptions for 445 yards and six touchdowns and recorded 130 tackles, 16 sacks, two forced fumbles and two recoveries as a senior
- Also played basketball in high school
- X: @trent_thomas82 | IG: @trentthomas82

CAREER HIGHS

Receptions	2 (3x), last at Arkansas, 10/10/26
Receiving Yards	17 vs. Kennesaw State, 9/19/26
Long Reception	17 vs. Kennesaw State, 9/19/26
Receiving Touchdowns	1 at Arkansas, 10/10/26

CAREER STATS

Receiving	*GP/GS*	*No*	*Yds*	*Avg*	*Per/G*	*TD*	*Long*	*High Yd*
*2023	1/0	0	0	0.0	0.0	0	-	-
*2024	13/5	1	5	5.0	0.4	0	5-UL	5-UL
*2025	12/8	4	34	8.5	2.8	0	16-AUB	16-AUB
2026	7/7	6	45	7.5	6.4	1	17-KSU	17-KSU
at USA	**26/13**	**5**	**39**	**7.8**	**1.5**	**0**	**16-AUB**	**16-AUB**
at UT	**7/7**	**6**	**45**	**7.5**	**6.4**	**1**	**17-KSU**	**17-KSU**
Career	**33/20**	**11**	**84**	**7.7**	**4.0**	**1**	**17-KSU**	**17-KSU**

**at South Alabama*

GAME-BY-GAME

2026 Opp.	*Rec-Yds-TD, Lg*
*Furman	2-13-0, 7
*at Georgia Tech	0-0-0
*Kennesaw State	1-17-0, 17
*Texas	0-0-0
*Auburn	1-7-0, 7
*at Arkansas	2-8-1, 5
*Alabama	0-0-0

2025 Opp.	*Rec-Yds-TD, Lg*
*Morgan State	0-0-0
*Tulane	0-0-0
*at Auburn	1-16-0, 16
*Coastal Carolina	0-0-0
*at North Texas	0-0-0
*at Troy	0-0-0
Arkansas State	0-0-0
at Georgia State	0-0-0
Louisiana	1-6-0, 6
*at UL-Monroe	0-0-0
Southern Miss	0-0-0
*at Texas State	2-12-0, 12

2024 Opp.	*Rec-Yds-TD, Lg*
*North Texas	0-0-0
at Ohio	0-0-0
Northwestern State	0-0-0 (1 KR, 4 yds)
*at Appalachian State	0-0-0
at LSU	0-0-0
*at Arkansas State	0-0-0
Troy	0-0-0
*UL-Monroe	0-0-0
*Georgia Southern	0-0-0
at Louisiana	1-5-0, 5
at Southern Miss	0-0-0
Texas State	0-0-0
vs. Western Michigan	0-0-0

2023 Opp.	*Rec-Yds-TD, Lg*
Marshall	0-0-0

** - denotes started*



JOSH TURBYVILLE 94

P/PK • 6-2 • 195 • 5th
Knoxville, Tenn.

CAREER HONORS
- 2025 All-SEC Second Team (Coaches)
- 2025 Fall SEC Academic Honor Roll
- 2024 Fall SEC Academic Honor Roll
- 2024 All-SEC Third Team (Coaches)
- 2023 Fall SEC Academic Honor Roll

CAREER
- Strong-legged, homegrown specialist who is the Vols' primary kickoff specialist for the fourth straight season
- Averages 63.4 yards per kickoff (286 for 18,139) with 231 touchbacks
- From 2023-25, his touchback percentage of 80.2 ranked fourth in the nation and second in the SEC
- Has connected on seven PATs and one field goal during his college career
- Has three career tackles
- SEC graduate and two-time SEC Academic Honor Roll member
- Played in 47 career games

2026
- 33 of his 39 kickoffs this season have gone for touchbacks (84.6 percent)
- Boomed seven kickoffs vs. #6 Alabama (10/17), for 455 yards and six touchbacks
- Booted five kickoffs at Arkansas (10/10) for 324 yards with four touchbacks
- Kicked off five times against Auburn (10/3), totaling 325 yards with all five touchbacks
- Had three kickoffs in SEC opener vs. #1 Texas (9/26) totaling 190 yards with two touchbacks
- Kicked off six times for 390 yards with six touchbacks vs. Kennesaw State (9/19)
- Booted eight kickoffs for 520 yards with seven touchbacks at Georgia Tech (9/12), also recorded one tackle
- Kicked off five times for 319 yards with three touchbacks vs. Furman (9/5), while connecting on one PAT

NOTABLE
- SEC graduate who earned his bachelor's degree in marketing in Dec. 2025
- Nickname is "Turbo"
- Mother, Chandle, is a UT graduate
- Earned Ray Guy Prokicker.com All-America honors and was tabbed a Mr. Football Kicker of the Year finalist after a strong senior season at Knoxville Catholic High School
- Two of his toes are conjoined
- Favorite movie is Step Brothers
- Favorite musical artist is Zach Bryan
- Favorite food is sushi
- X: @jturby93 | IG: @jturby33

CAREER HIGHS

Field Goals Made	1 vs. UConn, 11/4/23
Field Goals Attempted	1 vs. UConn, 11/4/23
Longest Field Goal	33 vs. UConn, 11/4/23
Longest Attempt	33 vs. UConn, 11/4/23
PATs	3 vs. ETSU, 9/6/25
Points	4 vs. UConn, 11/4/23
Kickoffs Attempted	11 vs. Kent State, 9/14/24
Kickoff Yards	678 vs. Kent State, 9/14/24
Touchbacks	9 (2x), last at Kentucky, 10/25/25

CAREER STATS

Kick	*GP*	*FG*	*FGA*	*Pct.*	*PAT*	*Pts*	*20-29*	*30-39*	*40-49*	*50+*	*Lg*
2022	1	-	-	-	-	-	-	-	-	-	-
2023	13	1	1	100	1-1	4	-	1-1	-	-	33-CONN
2024	13	0	0	-	2-2	2	-	-	-	-	-
2025	13	-	-	-	3-3	3	-	-	-	-	-
2026	7	-	-	-	1-1	1	-	-	-	-	-
Career	**47**	**1**	**1**	**100**	**7-7**	**10**	**-**	**1-1**	**-**	**-**	**33-CONN**

Kickoffs	*GP*	*No*	*Yds*	*Avg*	*TB*	*OB*
2022	1	1	65	65.0	1	0
2023	13	81	5029	62.1	58	6
2024	13	82	5228	63.8	68	2
2025	13	83	5294	63.8	71	1
2026	7	39	2523	64.7	33	1
Totals	**47**	**286**	**18139**	**63.4**	**231**	**10**

GAME-BY-GAME

2026 Opp.	*FGs, PATs, Pts*
Furman	0-0, 1-1, 1
at Georgia Tech	0-0, 0-0
Kennesaw State	0-0, 0-0
Texas	0-0, 0-0
Auburn	0-0, 0-0
at Arkansas	0-0, 0-0
Alabama	0-0, 0-0

2026 Opp.	*Kickoffs, YDs, AVG, TB*
Furman	5-319-63.8, 3 tb
at Georgia Tech	8-520, 65.0, 7 tb
Kennesaw State	6-390, 65.0, 6 tb
Texas	3-190, 63.3, 2 tb
Auburn	5-325, 65.0, 5 tb
at Arkansas	5-324, 64.8, 4 tb
Alabama	7-455, 65.0, 6 tb

2025 Opp.	*FGs, PATs, Pts*
vs. Syracuse	0-0, 0-0
ETSU	0-0, 3-3
Georgia	0-0, 0-0
UAB	0-0, 0-0
at Mississippi State	0-0, 0-0
Arkansas	0-0, 0-0
at Alabama	0-0, 0-0
at Kentucky	0-0, 0-0
Oklahoma	0-0, 0-0
New Mexico State	0-0, 0-0
at Florida	0-0, 0-0
Vanderbilt	0-0, 0-0
vs. Illinois	0-0, 0-0

2025 Opp.	*Kickoffs, YDs, AVG, TB*
vs. Syracuse	8-520-65.0, 8 tb
ETSU	9-546-60.7, 8 tb
Georgia	7-455-65.0, 6 tb
UAB	6-373-62.1, 5 tb
at Mississippi State	7-455-65.0, 7 tb
Arkansas	7-451-64.4, 5 tb
at Alabama	5-323-64.6, 3 tb
at Kentucky	9-585-65.0, 9 tb
Oklahoma	4-260-65.0, 4 tb
New Mexico State	6-367-61.2, 4 tb
at Florida	5-323-64.6, 4 tb
Vanderbilt	5-322-64.4, 4 tb
vs. Illinois	5-314-62.8, 4 tb

2024 Opp.	*FGs, PATs, Pts*
Chattanooga	0-0, 2-2, 2
vs. NC State	0-0, 0-0
Kent State	0-0, 0-0
at Oklahoma	0-0, 0-0
at Arkansas	0-0, 0-0
Florida	0-0, 0-0
Alabama	0-0, 0-0
Kentucky	0-0, 0-0
Mississippi State	0-0, 0-0
at Georgia	0-0, 0-0
UTEP	0-0, 0-0
at Vanderbilt	0-0, 0-0
at Ohio State	0-0, 0-0

2024 Opp.	Kickoffs, YDs, AVG, TB
Chattanooga	8-520-65.0, 8 tb
vs. NC State	9-579-64.3, 8 tb
Kent State	11-678-61.6, 8 tb
at Oklahoma	6-390-65.0, 6 tb
at Arkansas	3-195-65.0, 3 tb
Florida	4-260-65.0, 4tb
Alabama	5-325-65.0, 5 tb
Kentucky	5-325-65.0, 3 tb
Mississippi State	7-450-64.3, 6 tb
at Georgia	4-253-63.3, 3 tb
UTEP	9-585-65.0, 9 tb
at Vanderbilt	7-422-60.3, 3 tb
at Ohio State	4-246-61.5, 2 tb

2023 Opp.	FGs, PATs, Pts
vs. Virginia	0-0, 0-0, 0
Austin Peay	0-0, 0-0, 0
at Florida	0-0, 0-0, 0
UTSA	0-0, 0-0, 0
South Carolina	0-0, 0-0, 0
Texas A&M	0-0, 0-0, 0
at Alabama	0-0, 0-0, 0
at Kentucky	0-0, 0-0, 0
UConn	1-1 (33M), 1-1, 4 pts
at Missouri	0-0, 0-0, 0
Georgia	0-0, 0-0, 0
Vanderbilt	0-0, 0-0, 0
vs. Iowa	0-0, 0-0, 0

2023 Opp.	Kickoffs, YDs, AVG, TB
vs. Virginia	8-489-61.1, 4 tb
Austin Peay	6-387-64.5, 5 tb
at Florida	4-260-65.0, 4 tb
UTSA	8-520-65.0, 8 tb
South Carolina	8-531-66.4, 6 tb
Texas A&M	5-325-65.0, 4 tb
at Alabama	5-260-52.0, 3 tb
at Kentucky	8-520-65.0, 7 tb
UConn	10-581-58.1, 5 tb
at Missouri	2-130-65.0, 2 tb
Georgia	2-123-61.5, 1 tb
Vanderbilt	9-556-61.8, 5 tb
vs. Iowa	6-347-57.8, 4 tb

2022 Opp.	Kickoffs, YDs, AVG, TB
Ball State	DNP
Pittsburgh	DNP
Akron	DNP
Florida	DNP
LSU	DNP
Alabama	DNP
UT-Martin	1-65-65.0, 1 tb
Kentucky	DNP
Georgia	DNP
Missouri	DNP
South Carolina	DNP
Vanderbilt	DNP
Clemson	DNP



SHAMURAD UMAROV 74

OL • 6-7 • 321 • Sr.
Alpharetta, Ga.

Last name is pronounced oo-MAH-rawf (goes by Sham)

CAREER HONORS
- 2026 East-West Shrine Bowl 1000
- 2025 Fall SEC Academic Honor Roll
- 2024 Fall SEC Academic Honor Roll
- 2023 Fall SEC Academic Honor Roll

CAREER
- Tall, long and athletic offensive lineman who earned a starting role in 2025
- In his fourth season with the program in 2026
- Saw an increased role on special teams and as a reserve offensive guard in 2024 after appearing in four games and redshirting as a freshman in 2023
- Three-time Fall SEC Academic Honor Roll selection
- Seen action in 1,075 snaps over his career
- Played in 32 career games with 14 starts

2026
- Did not play against Auburn (10/3) due to injury he sustained against #1 Texas
- Started at RG and played the majority of the game at LG in SEC opener vs. #1 Texas (9/26), crossing over the 1,000 career snap plateau
- Started at RG for the second consecutive game, playing 58 snaps, and helping UT gain 446 yards of total offense, including 268 yards on the ground, in a 42-9 win over Kennesaw State (9/19)
- Started at RG, helping pave the way for the Vols' rushing attack to pile up 299 yards in road win at Georgia Tech (9/12)
- Started at LG vs. Furman (9/5), playing 49 snaps without allowing a pressure while helping the Vols total 638 yards of total offense and 329 rushing yards in a 56-9 season-opening win

NOTABLE
- Majoring in hospitality and tourism management with a minor in business administration
- Member of Tennessee's 2026 Football Leadership Council
- Tabbed as a four-star recruit by 247Sports and ESPN
- Rated the No. 113 overall player in the nation and the No. 10 prospect in the state of Georgia by 247Sports
- Named a 2023 High School All-American by the All-American Bowl and was selected to play in the 2023 All-American Bowl at the Alamodome in San Antonio
- Held offers from more than 30 Division I programs
- Threw shot put for Denmark High's track and field team
- X: @ShamXXL | IG: @shamxl

CAREER STATS
Games Played/Started: 2026: 5/4; 2025: 13/10; 2024: 10/0; 2023: 4/0
Career: 32/14



ETHAN UTLEY 17

DL • 6-4 • 288 • So.
Nashville, Tenn.

CAREER HONORS
- 2025 Fall SEC Academic Honor Roll

CAREER
- Talented, nimble defensive tackle prospect from the Midstate region
- Enrolled at Tennessee in Jan. 2025, went through spring practice and earned playing time in the defensive interior as a freshman
- Totaled seven tackles, one TFL, one pass breakup and two QB hurries
- Played in 19 career games

2026
- Notched one tackle with a QB hurry and a PBU in win vs. Kennesaw State (9/19)
- Made one tackle and added a QB hurry in road win at Georgia Tech (9/12)
- Played 16 snaps on defense in season-opening win over Furman (9/5)

NOTABLE
- Majoring in journalism and electronic media
- A consensus four-star prospect and top 200 player in the country for the 2025 recruiting cycle according to On3, 247Sports and ESPN
- A top 10 recruit from Tennessee by all services, rated as high as No. 2 in the state by ESPN
- The No. 10 defensive tackle and No. 153 overall prospect in the nation according to ESPN
- One of three finalists for the 2024 Tennessee Titans Mr. Football Award for class D2-AAA after leading Nashville's Ensworth School to an undefeated regular season and a playoff berth reaching the state semifinals to cap his high school career
- As a junior, racked up 35 tackles, seven tackles for loss and four forced fumbles
- Posted 25 tackles and 10 TFLs as a sophomore at Ensworth
- Multi-sport athlete who also played basketball and competed in track & field throwing events
- X: @EthanUtley1 | IG: @ethanutley_

CAREER HIGHS

Tackles	2 at Kentucky, 10/25/25
Tackles For Loss	1 at Kentucky, 10/25/25
QB Hurries	1 (2x), last vs. Kennesaw State, 9/19/26
Passes Defended	1 vs. Kennesaw State, 9/19/26

CAREER STATS

Defense	GP/GS	UT	AT	TT	Sack	TFL	FF	FR	QBH	PD	High Tk
2025	12/0	2	3	5	0-0	1-9	0	0	0	0	2-UK
2026	7/0	1	2	2	0-0	0-0	0	0	2	1	1-2x
Career	**19/0**	**3**	**4**	**7**	**0-0**	**1-9**	**0**	**0**	**2**	**1**	**2-UK**

GAME-BY-GAME

2026 Opp.	U-A-T, Other
Furman	0-0-0
at Georgia Tech	1-0-1, 1 qbh
Kennesaw State	0-1-1, 1 qbh, 1 pd
Texas	0-0-0
Auburn	0-0-0
at Arkansas	0-0-0
Alabama	0-0-0

2025 Opp.	U-A-T, Other
vs. Syracuse	0-0-0
ETSU	0-0-0
Georgia	0-1-1
UAB	0-0-0
at Mississippi State	0-0-0
Arkansas	0-0-0
at Alabama	DNP
at Kentucky	2-0-2, 1 tfl
Oklahoma	0-0-0
New Mexico State	0-0-0
at Florida	0-1-1
Vanderbilt	0-0-0
vs. Illinois	0-1-1



SIDNEY WALTON 23

DB • 6-1 • 197 • So.
Moody, Ala.

CAREER HONORS
- 2025 Fall SEC Academic Honor Roll

CAREER
- Long and athletic defensive back from the state of Alabama
- Displays athleticism, showing the ability to utilize his length and physicality to his advantage
- Was an early enrollee and participated in 2025 spring practices
- A mainstay on special teams who has started to earn an increased role at safety, as well
- A consensus top-30 player coming out of Alabama by all major recruiting services
- Played in 14 career games

2026
- Made two tackles in win over Kennesaw State (9/19)
- Saw action on seven defensive snaps in season-opening win vs. Furman (9/5)

NOTABLE
- Majoring in sport management
- As a senior in high school, recorded 64 tackles with eight tackles for loss and two sacks
- Chose Tennessee over 17 other Division I offers, including nine Power 4 schools
- X: @SidW23 | IG: @SidW23

CAREER HIGHS

Tackles	3 vs. Arkansas, 10/11/25

CAREER STATS

Defense	GP/GS	UT	AT	TT	Sack	TFL	FF	FR	QBH	PD	High Tk
2025	10/0	5	2	7	0-0	0-0	0	0	0	0	3-ARK
2026	4/0	1	1	2	0-0	0-0	0	0	0	0	2-KSU
Career	**14/0**	**6**	**3**	**9**	**0-0**	**0-0**	**0**	**0**	**0**	**0**	**3-ARK**

GAME-BY-GAME

2026 Opp.	U-A-T, Other
Furman	0-0-0
at Georgia Tech	0-0-0
Kennesaw State	1-1-2
Texas	DNP
Auburn	0-0-0
at Arkansas	DNP
Alabama	DNP

2025 Opp.	U-A-T, Other
vs. Syracuse	0-0-0
ETSU	2-0-2
Georgia	0-0-0
UAB	0-1-1
at Mississippi State	0-0-0
Arkansas	2-1-3
at Alabama	1-0-1
at Kentucky	0-0-0
Oklahoma	0-0-0
New Mexico State	DNP
at Florida	DNP
Vanderbilt	DNP
vs. Illinois	0-0-0



TYREE WEATHERSBY 18

DL • 6-5 • 268 • Sr.
Douglasville, Ga.

CAREER HONORS

- 2025 Fall SEC Academic Honor Roll
- 2024 Fall SEC Academic Honor Roll
- 2023 Fall SEC Academic Honor Roll

CAREER

- Athletic defensive end in his fourth season who is enjoying a strong 2026 season
- Played well as a redshirt sophomore and now is one of the leaders of the group
- Three-time member of the SEC Academic Honor Roll
- Totaled 43 tackles, 10.5 tackles for losses with 7.5 sacks, a pass break up and two fumble recoveries in his career
- Played in 32 career games with eight starts

2026

- Leads the team, ranks fourth in the SEC and 10th in the FBS with 6.5 sacks entering Week 8
- Also ranks second on the team and tied for sixth in the SEC with 8.0 TFLs
- Posted two sacks and a career-best 2.5 TFLs to go along with a fumble recovery and four total tackles in rivalry win vs. #6 Alabama (10/17)
- Registered two tackles - both TFLs - including one sack in road win at Arkansas (10/10)
- Played in his 30th career game for the Vols, recording one tackle and one QB hurry in a win over Auburn (10/3)
- Set career-best marks in SEC opener vs. #1 Texas (9/26) with 2.5 sacks and 2.5 TFLs, while tying his career-high in tackles with six
- Earned his third consecutive start, posting one tackle as well as a fumble recovery and a QB hurry in win over Kennesaw State (9/19)
- Started at DE and made two tackles in road win at Georgia Tech (9/12)
- Made his second career start in season-opening victory vs. Furman (9/5), recording one tackle, one TFL and a sack on the first play of the game, while adding a QB hurry and a PBU

NOTABLE

- Majoring in sport management
- On Tennessee's 2026 Football Leadership Council
- A four-star prospect by On3
- Ranked as the No. 108 overall player in the country, the No. 13 rated defensive lineman and the No. 7 player in the state of Georgia by On3
- Helped lead New Manchester High School to consecutive Georgia Class 5A state playoff appearances during his sophomore and junior seasons, including a Region 6-5A title in 2020
- Finished his senior season with 61 total tackles, 16 tackles for loss and seven sacks
- X: @tw29_ | IG: @1flytye

CAREER HIGHS

Tackles	6 (2x), last vs. Texas, 9/26/26
Tackles for Loss	2.5 (2x), last vs. Alabama, 10/17/26
Sacks	2.5 vs. Texas, 9/26/26
Quarterback Hurries	1 (3x), last vs. Auburn, 10/3/26
Passes Defended	1 vs. Furman, 9/5/26
Fumble Recoveries	1 (2x), last vs. Alabama, 10/17/26

CAREER STATS

Defense	GP/GS	UT	AT	TT	Sack	TFL	FF	FR	QBH	PD	High Tk
2023	DNP - Redshirted										
2024	13/0	0	2	2	0-0	0-0	0	0	0	0	1-2x
2025	12/1	10	14	24	1-2	2.5-4	0	0	0	0	6-SU
2026	7/7	9	8	17	6.5-48	8-49	0	2	3	1	6-TEX
Career	**32/8**	**19**	**24**	**43**	**7.5-50**	**10.5-53**	**0**	**2**	**3**	**1**	**6-2x**

GAME-BY-GAME

2026 Opp.	U-A-T, Other
*Furman	1-0-1, 1 tfl, 1 s, 1 qbh, 1 pd
*at Georgia Tech	1-1-2
*Kennesaw State	1-0-1, 1 fr, 1 qbh
*Texas	1-5-6, 2.5 tfl, 2.5 s
*Auburn	1-0-1, 1 qbh
*at Arkansas	2-0-2, 2 tfl, 1 s
*Alabama	2-2-4, 2.5 tfl, 2 s, 1 fr

2025 Opp.	U-A-T, Other
vs. Syracuse	4-2-6
ETSU	DNP - Injury
Georgia	0-2-2
*UAB	0-2-2, 0.5 tfl
at Mississippi State	1-2-3
Arkansas	0-1-1
at Alabama	1-1-2
at Kentucky	1-0-1, 1 tfl
Oklahoma	2-0-2, 1 tfl, 1 s
New Mexico State	0-1-1
at Florida	0-3-3
Vanderbilt	0-0-0
vs. Illinois	1-0-1

2024 Opp.	U-A-T, Other
Chattanooga	0-0-0
vs. NC State	0-0-0
Kent State	0-0-0
at Oklahoma	0-0-0
at Arkansas	0-0-0
Florida	0-0-0
Alabama	0-0-0
Kentucky	0-0-0
Mississippi State	0-0-0
at Georgia	0-0-0
UTEP	0-1-1
at Vanderbilt	0-0-0
at Ohio State	0-1-1

** - denotes started*



TJ WHITE 51

DL • 6-2 • 235 • Fr.
Jackson, Miss.

CAREER

- Versatile, powerful and explosive linebacker true freshman out of Jackson Academy in Mississippi
- A consensus four-star recruit according to 247Sports, Rivals and ESPN
- A top 10 linebacker prospect nationally by 247Sports (No. 3), Rivals (No. 8) and ESPN (No. 9)
- The No. 71 rated player overall and No. 4 linebacker prospect in the country according to the 247Sports composite rankings
- The No. 34 ranked player nationally by 247Sports, No. 102 by ESPN and No. 133 by Rivals
- Helped lead Jackson Academy to an 11-1 overall record and the MAIS Class 4A – Division I State Title as a senior in 2025
- Selected as the 2026 Gatorade Player of the Year for the state of Mississippi
- Named to the 2026 Navy All-American Bowl roster after finishing the season with 88 tackles, 22 tackles for loss, 12 sacks, four pass breakups, two forced fumbles and two fumble recoveries as a senior
- Tabbed a 2024 MAIS All-State selection after racking up 102 tackles, 21.5 tackles for loss, 11 sacks, four pass breakups and two forced fumbles during a breakout junior campaign
- Enrolled at Tennessee in Jan. 2026 and participated in spring practice
- Has been a steady special teams contributor as a true freshman for the Vols
- Played in seven career games

2026

- Starred on special teams in his SEC debut vs. #1 Texas (9/26)
- Saw action on special teams in road win at Georgia Tech (9/12)
- Made his UT debut in season-opening win over Furman (9/5), posting three tackles

NOTABLE

- Majoring in marketing
- Multi-sport athlete that also played basketball and ran track at Jackson Academy
- Committed to the Vols in July 2025
- Chose Tennessee over 28 other Division I offers, including 17 from Power Four programs
- X: @TjWhite1_ | IG: @tjwh1te_

CAREER HIGHS

Tackles	3 vs. Furman, 9/5/26

CAREER STATS

Defense	GP/GS	UT	AT	TT	Sack	TFL	FF	FR	PD	Int	High Tk
2026	7/0	1	2	3	0-0	0-0	0	0	0	0	3-FUR
Career	**7/0**	**1**	**2**	**3**	**0-0**	**0-0**	**0**	**0**	**0**	**0**	**3-FUR**

GAME-BY-GAME

2026 Opp.	U-A-T, Other
Furman	1-2-3
at Georgia Tech	0-0-0
Kennesaw State	0-0-0
Texas	0-0-0
Auburn	0-0-0
at Arkansas	0-0-0
Alabama	0-0-0



ORY WILLIAMS 77

OL • 6-8 • 300 • Jr.
San Marcos, Texas

CAREER

- LSU transfer who is part of the rotation at offensive tackle, in particular right tackle
- Spent two seasons with the Tigers before enrolling at Tennessee in Jan. 2026 and going through spring practice with the Vols
- Has not allowed a sack in 249 offensive snaps
- One of the top 30 offensive tackle prospects for the 2026 portal cycle
- Played in 20 career games (7 at UT, 13 at LSU) with two starts (2 at LSU)

2026

- Filled in for 17 snaps at LT in rivalry win vs. #6 Alabama (10/17)
- Played 15 snaps at LT and did not allow a pressure in win over Kennesaw State (9/19)

- Made his UT debut in season opener vs. Furman (9/5), playing 48 offensive snaps and helping the Vols' roll up 638 yards of total offense in a 56-9 win

NOTABLE
- Majoring in journalism and media
- A three-star prospect in the On3 Composite and listed as the nation's No. 28 offensive tackle prospect
- Ranked as high as No. 217 nationally, No. 21 at his position and No. 35 overall in Texas by ESPN
- As a senior, helped pave the way for a San Marcos offense that averaged 220 yards rushing per game
- Born in north Louisiana before moving to Texas
- Standout on the basketball court as well, earning honorable mention All-District honors on the hardwood
- X: @ory_williams | IG: @iambigoballer

CAREER STATS
Games Played/Started: 2026: 7/0; 2025: 12/2; 2024: 1/0
***Career*: 18/2; LSU: 13/2; Tennessee: 7/0**



LUCA WOLF 87
TE • 6-5 • 256 • Fr.
Vienna, Austria

CAREER
- Physically imposing international tight end who joined the Vols via the NFL Academy in London
- Originally from Vienna, Austria
- A consensus three-star prospect
- Ranked the No. 12 overall tight end prospect by ESPN and No. 74 by Rivals
- Enrolled at Tennessee in Jan. 2026 and went through spring practice
- Played in seven career games

2026
- Played 21 offensive snaps in road win at Arkansas (10/10)
- Returned one pooch kick for seven yards in win vs. Auburn (10/3)
- Played eight special teams snaps in his SEC debut vs. #1 Texas (9/26)
- Hauled in his first-career reception for nine yards and also ran in a two-point conversion in win over Kennesaw State (9/19)
- Saw action on special teams in road win at Georgia Tech (9/12)
- Made his UT debut in season-opening win vs. Furman (9/5), playing 20 offensive snaps at TE

NOTABLE
- Majoring in university exploratory
- A multi-sport athlete who also played basketball and soccer
- Former Austrian National Team basketball player and accomplished youth soccer player
- Received 13 offers and committed to the Vols in Nov. 2025
- X: @lwglf | IG: @lwglf

CAREER STATS

Receiving	*GP/GS*	*No*	*Yds*	*Avg*	*Per/G*	*TD*	*Long*	*High Yd*
2026	7/0	1	9	9.0	1.3	0	9-KSU	9-KSU
Career	**7/0**	**1**	**9**	**9.0**	**1.3**	**0**	**9-KSU**	**9-KSU**

GAME-BY-GAME

2026 Opp.	*Rec-Yds-TD, Lg (Other)*
Furman	0-0-0
at Georgia Tech	0-0-0
Kennesaw State	1-9-0, 9 (2-pt conv.)
Texas	0-0-0
Auburn	0-0-0, (7-yd KR)
at Arkansas	0-0-0
Alabama	0-0-0

2026 ROSTER

No.	Name	Pos.	Cl.	Yr. at UT	Ht.	Wt.	Hometown/High School/Previous School
0	Amare Campbell	LB	Sr.	1st	6-0	230	Manassas, Va./Unity Reed/North Carolina/Penn State
0	Ethan Davis	TE	Sr.	4th	6-5	247	Atlanta, Ga./Collins Hill
1	TJ Metcalf	DB	Sr.	1st	6-1	205	Birmingham, Ala./Pinson Valley/Arkansas/Michigan
1	Travis Smith Jr.	WR	So.	2nd	6-3	215	Atlanta, Ga./Westlake
2	Justin Baker	RB	So.	2nd	5-10	212	Stone Mountain, Ga./Buford
2	Xavier Gilliam	DL	Jr.	1st	6-2	305	Montgomery Village, Md./Quince Orchard/Penn State
3	Radarious Jackson	WR	So.	2nd	6-2	208	Memphis, Tenn./Sheffield
3	Tre Poteat III	DB	So.	2nd	6-0	192	Fitchburg, Wis./Verona Area
4	Mike Matthews	WR	Jr.	3rd	6-1	200	Lilburn, Ga./Parkview
4	Ty Redmond	DB	So.	2nd	6-3	200	Duluth, Ga./Milton
5	Daevin Hobbs	DL	Sr.	4th	6-4	290	Concord, N.C./Jay M. Robinson
5	TK Keys	WR	Fr.	1st	6-2	200	Hattiesburg, Miss./Hattiesburg
6	Javin Gordon	RB	So.	1st	5-10	212	Toccoa, Ga./Stephens County/Tulane
6	Qua Moss	DB	Sr.	1st	5-10	190	West Point, Ga./Troup County/West Georgia/Kansas State
7	DaSaahn Brame	TE	So.	2nd	6-5	240	Derby, Kan./Derby
7	Arion Carter	LB	Sr.	4th	6-1	238	Smyrna, Tenn./Smyrna
8	Jadais Richard	DB	Sr.	1st	6-1	202	West Monroe, La./West Monroe/Vanderbilt/Miami
8	Ryan Staub	QB	Sr.	1st	6-1	205	Stevenson Ranch, Calif./West Ranch/Colorado
9	Joakim Dodson	WR	So.	2nd	6-0	197	Memphis, Tenn./Baylor School
9	Mariyon Dye	DL	So.	2nd	6-5	270	Elkhart, Ind./Elkhart
10	Dejuan Lane	DB	Jr.	1st	6-2	215	Jessup, Md./Gillman School/Penn State
11	Faizon Brandon	QB	Fr.	1st	6-4	225	Greensboro, N.C./Grimsley
11	Jordan Burns	LB	Jr.	3rd	6-1	227	Conyers, Ga./Pace Academy
12	Jaedon Harmon	LB	So.	2nd	6-0	225	Rome, Ga./Rome
12	George MacIntyre	QB	So.	2nd	6-6	208	Franklin, Tenn./Brentwood Academy
13	Mason Phillips	QB	So.	2nd	6-1	190	Kodak, Tenn./Northview Academy
13	Edwin Spillman	LB	Jr.	3rd	6-1	226	Nashville, Tenn./Lipscomb Academy
14	Kayin Lee	DB	Sr.	1st	5-11	191	Ellenwood, Ga./Cedar Grove/Auburn
14	Braylon Staley	WR	Jr.	3rd	6-0	192	Aiken, S.C./Strom Thurmond
15	Edrees Farooq	DB	Jr.	3rd	6-0	202	Columbia, Md./Saint Frances Academy
17	Daune Morris	RB	So.	2nd	5-10	200	Chattanooga, Tenn./Oakland
17	Ethan Utley	DL	So.	2nd	6-4	288	Nashville, Tenn./Ensworth
18	DeSean Bishop	RB	Sr.	4th	5-10	215	Knoxville, Tenn./Karns
18	Tyree Weathersby	DL	Sr.	4th	6-5	268	Douglasville, Ga./New Manchester
19	Tyreek King	WR	Fr.	1st	5-11	178	Knoxville, Tenn./Knoxville Catholic
19	Nathan Robinson	DL	Sr.	4th	6-7	295	Greenbrier, Tenn./Greenbrier
20	Tevis Metcalf	DB	Jr.	1st	5-10	202	Birmingham, Ala./Clay-Chalkville/Arkansas/Michigan
21	Jamyan Theodore	DB	Fr.	1st	6-0	175	Montreal, Quebec, Canada/Baylor (Tenn.) School
22	Jeremiah Telander	LB	Sr.	4th	6-2	235	Gainesville, Ga./Gainesville
23	Sidney Walton	DB	So.	2nd	6-1	197	Moody, Ala./Moody
24	Hunter Barnes	RB	5th	5th	6-0	200	Memphis, Tenn./Memphis School
24	Dylan Lewis	DB	So.	2nd	6-0	198	Atlanta, Ga./Milton
25	Tim Merritt	DB	So.	2nd	6-1	194	Birmingham, Ala./Parker
26	JJ Finch	DL	Fr.	1st	6-3	297	Indianapolis, Ind./Warren Central
26	Doren Sacha	WR	Jr.	1st	6-1	183	Denver, Colo./Thomas Jefferson/Northern Colorado
27	Jadon Perlotte	LB	So.	2nd	6-3	215	Lawrenceville, Ga./Buford
28	Cooper Ranvier	PK	Jr.	1st	6-2	199	Lexington, Ky./Douglass/Louisville
28	Brayden Rouse	LB	Fr.	1st	6-3	225	Woodstock, Ga./Kell
29	Isaiah Hardge	DB	Sr.	1st	5-10	182	Hollywood, Fla./St. Thomas Aquinas/Colorado
29	Jack-Henry Jakobik	WR	Sr.	4th	6-4	200	Brentwood, Tenn./Ravenwood
30	JaColby Cooper	WR	Fr.	1st	6-0	175	Alcoa, Tenn./Alcoa
30	Javonte Smith	DB	Fr.	1st	6-0	185	Jackson, Tenn./North Side
31	Lane Cope	WR	Fr.	1st	5-9	180	Maryville, Tenn./Eagleton
31	Joel Wyatt	DB	Fr.	1st	6-4	210	Shelbyville, Tenn./Oakland
33	Jordan Norman	DL	Sr.	1st	6-4	265	Birmingham, Ala./Hoover/South Alabama/Tulane
34	Zay Anderson	DB	Fr.	1st	6-0	176	Greeneville, Tenn./Greeneville
34	Will Rajecki	RB	Fr.	1st	5-11	210	Canton, Ga./Sequoyah
35	Carson Gentle	DL	Jr.	3rd	6-3	267	Chattanooga, Tenn./McCallie School
35	Ben Petermann	WR	So.	2nd	6-3	208	Chicago, Ill./Rolling Meadows
36	Carter Gooden	DL	Fr.	1st	6-4	270	Hamilton, Ontario, Canada/Tabor Academy
36	Nathan Roberts	WR	Sr.	4th	6-4	210	Morristown, Tenn./Morristown-Hamblen East
37	Kedric Golston II	DL	Fr.	1st	6-3	243	Leesburg, Va./Stone Bridge
38	Brayden Carroll	WR	Fr.	1st	6-1	190	Cleveland, Tenn./Bradley Central
38	Jowell Combay	DB	Fr.	1st	6-1	202	Atlanta, Ga./Kell
39	Darryl Rivers	DL	Fr.	1st	6-5	287	Atlanta, Ga./McEachern
40	KJ McClain	DB	Fr.	1st	6-0	188	Rahway, N.J./Saint Joseph Regional
42	DJ Burks	DB	5th	1st	6-0	196	Maryville, Tenn./Maryville/App State
43	Jackson Mathews	DB	Jr.	3rd	6-0	198	Franklin, Tenn./Christ Presbyterian Academy
44	Christian Gass	DL	So.	2nd	6-3	245	Covington, Ga./Eastside

ALPHABETICAL

No.	Name	Pos.
59	Dereon Albert	DL
34	Zay Anderson	DB
71	Ed Baker	OL
2	Justin Baker	RB
24	Hunter Barnes	RB
55	Mike Bethea II	DL
18	DeSean Bishop	RB
66	Kamari Blair	OL
48	Bennett Brady	LS
7	DaSaahn Brame	TE
11	Faizon Brandon	QB
42	DJ Burks	DB
11	Jordan Burns	LB
0	Amare Campbell	LB
47	Isaiah Campbell	DL
38	Brayden Carroll	WR
7	Arion Carter	LB
95	Breeze Carter	DL
38	Jowell Combay	DB
30	JaColby Cooper	WR
31	Lane Cope	WR
93	Grady Dangerfield	PK
0	Ethan Davis	TE
9	Joakim Dodson	WR
81	Ian Duarte	WR
9	Mariyon Dye	DL
85	CJ Edwards	DL
15	Edrees Farooq	DB
26	JJ Finch	DL
99	Logan Foley	P
44	Christian Gass	DL
35	Carson Gentle	DL
63	Jeremy George-El	OL
2	Xavier Gilliam	DL
78	Gage Ginther	OL
37	Kedric Golston II	DL
36	Carter Gooden	DL
6	Javin Gordon	RB
56	Zach Groves	DL
29	Isaiah Hardge	DB
88	Deon Hardin	WR
12	Jaedon Harmon	LB
97	Hezekiah Harris	DL
80	Cole Harrison	TE
69	Donovan Haslam	OL
51	Jeremias Heard	OL
5	Daevin Hobbs	DL
99	Charles House III	DL
53	Blake Howard	LS
3	Radarious Jackson	WR
29	Jack-Henry Jakobik	WR
19	Tyreek King	WR
65	Michael Kostantonov	OL
10	Dejuan Lane	DB
14	Kayin Lee	DB
24	Dylan Lewis	DB
12	George MacIntyre	QB
44	Drake Martinez	TE
43	Jackson Mathews	DB
4	Mike Matthews	WR
40	KJ McClain	DB
25	Tim Merritt	DB
20	Tevis Metcalf	DB
1	TJ Metcalf	DB
75	Wendell Moe Jr.	OL
58	Nic Moore	OL
17	Daune Morris	RB
6	Qua Moss	DB

2026 ROSTER

No.	Name	Pos.	Cl.	Yr. at UT	Ht.	Wt.	Hometown/High School/Previous School
44	Drake Martinez	TE	Sr.	1st	6-3	245	Houston, Texas/St. Thomas/Houston Christian/UT Martin
47	Isaiah Campbell	DL	So.	2nd	6-4	295	Durham, N.C./Southern Durham
48	Bennett Brady	LS	5th	5th	6-1	210	Memphis, Tenn./Evangelical Christian
50	Ryan Scott	LB	Jr.	3rd	6-1	220	Knoxville, Tenn./West
51	Jeremias Heard	OL	Jr.	3rd	6-8	335	Rome, Ga./Model
51	TJ White	LB	Fr.	1st	6-2	235	Jackson, Miss./Jackson Academy
53	Blake Howard	LS	Sr.	1st	6-2	223	Cincinnati, Ohio/Princeton/ETSU/Eastern Kentucky
55	Mike Bethea II	DL	5th	3rd	6-1	222	Destin, Fla./Maryville/Maryville College
55	Antoni Ogumoro	OL	So.	2nd	6-4	320	Saipan, Northern Mariana Islands/Elgin (Okla.)
56	Zach Groves	DL	Fr.	1st	6-4	252	Cross Plains, Tenn./East Robertson
56	Sam Pendleton	OL	Sr.	2nd	6-4	315	Lawsonville, N.C./Reagan/Notre Dame
57	Grier Short	LB	Jr.	3rd	6-1	222	Franklin, Tenn./Ensworth
58	Nic Moore	OL	So.	2nd	6-3	312	Talbott, Tenn./Jefferson County
59	Dereon Albert	DL	Fr.	1st	6-1	305	Jackson, Miss./Jackson Academy
59	Charlie Powell III	OL	So.	2nd	6-3	312	Cincinnati, Ohio/Archbishop Moeller
60	Thomas Storm	OL	Fr.	1st	6-4	285	Brighton, Mich./Brighton
63	Jeremy George-El	OL	Fr.	1st	6-4	310	Montreal, Quebec, Canada/Knoxville Catholic
65	Michael Kostantonov	OL	Jr.	2nd	6-4	322	Northbrook, Ill./Loyola Academy/Central Michigan
66	Kamari Blair	OL	Fr.	1st	6-6	293	Clarksville, Tenn./Kirkwood
69	Donovan Haslam	OL	5th	1st	6-3	350	Perry, Ga./Perry/Austin Peay/West Virginia
70	David Sanders Jr.	OL	So.	2nd	6-6	310	Charlotte, N.C./Providence Day
71	Ed Baker	OL	Fr.	1st	6-4	322	Baltimore, Md./St. Frances Academy
72	Jesse Perry	OL	Jr.	3rd	6-6	320	Murfreesboro, Tenn./Middle Tennessee Christian
74	Shamurad Umarov	OL	Sr.	4th	6-7	321	Alpharetta, Ga./Denmark
75	Wendell Moe Jr.	OL	5th	2nd	6-2	330	Long Beach, Calif./Long Beach Poly/Arizona
77	Ory Williams	OL	Jr.	1st	6-8	330	San Marcos, Texas/San Marcos/LSU
78	Gage Ginther	OL	Jr.	3rd	6-5	310	Fort Collins, Colo./Fossil Ridge
79	Gabriel Osenda	OL	Fr.	1st	6-8	332	Airdrie, Alberta, Canada/Baylor School
80	Cole Harrison	TE	Jr.	3rd	6-5	241	San Mateo, Calif./Junipero Serra
81	Ian Duarte	WR	Sr.	1st	5-10	181	Santa Clarita, Calif./Eagle/Idaho State
82	Trent Thomas	TE	Sr.	1st	6-5	254	Mobile, Ala./Cottage Hill/South Alabama
85	CJ Edwards	DL	Fr.	1st	6-3	232	Edison, N.J./Saint Joseph
85	Luke Thompson	WR	Fr.	1st	6-1	193	Franklin, Tenn./Franklin
87	Nuk Simmons	DL	Fr.	1st	6-3	300	Lumpkin, Ga./Carver
87	Luca Wolf	TE	Fr.	1st	6-5	256	Vienna, Austria/NFL (UK) Academy
88	Deon Hardin	WR	Sr.	2nd	6-0	190	Knoxville, Tenn./Biloxi/East Central (Miss.) CC
93	Grady Dangerfield	PK	So.	2nd	6-0	215	Charleston, S.C./James Island Charter
94	Josh Turbyville	P/PK	5th	5th	6-2	195	Knoxville, Tenn./Knoxville Catholic
95	Breeze Carter	DL	Fr.	1st	6-3	255	Atlanta, Ga./Douglas County
97	Hezekiah Harris	DL	Fr.	1st	6-6	250	Anniston, Ala./Mae Jemison
98	Jackson Ross	P	5th	5th	6-4	204	Melbourne, Australia/Haileybury College
99	Logan Foley	P	Fr.	1st	6-6	237	Perth, Australia/Univ. Southern Queensland
99	Charles House III	DL	So.	2nd	6-3	290	Charlotte, N.C./North Mecklenburg

Fr. - first year / So. - second year / Jr. - third year / Sr. - fourth year / 5th - fifth year

ALPHABETICAL

No.	Name	Pos.
33	Jordan Norman	DL
55	Antoni Ogumoro	OL
79	Gabriel Osenda	OL
56	Sam Pendleton	OL
27	Jadon Perlotte	LB
72	Jesse Perry	OL
35	Ben Petermann	WR
13	Mason Phillips	QB
3	Tre Poteat III	DB
59	Charlie Powell III	OL
34	Will Rajecki	RB
28	Cooper Ranvier	PK
4	Ty Redmond	DB
8	Jadais Richard	DB
39	Darryl Rivers	DL
36	Nathan Roberts	WR
19	Nathan Robinson	DL
98	Jackson Ross	P
28	Brayden Rouse	LB
26	Doren Sacha	WR
70	David Sanders Jr.	OL
50	Ryan Scott	LB
57	Grier Short	LB
87	Nuk Simmons	DL
30	Javonte Smith	DB
1	Travis Smith Jr.	WR
13	Edwin Spillman	LB
14	Braylon Staley	WR
8	Ryan Staub	QB
60	Thomas Storm	OL
22	Jeremiah Telander	LB
21	Jamyan Theodore	DB
82	Trent Thomas	TE
85	Luke Thompson	WR
94	Josh Turbyville	P/PK
74	Shamurad Umarov	OL
17	Ethan Utley	DL
23	Sidney Walton	DB
18	Tyree Weathersby	DL
51	TJ White	LB
77	Ory Williams	OL
87	Luca Wolf	TE
31	Joel Wyatt	DB

PRONUNCIATION GUIDE

0	**Amare** Campbell	uh-MAR-ee
2	Xavier **Gilliam**	GIHL-yuhm
3	**Radarious** Jackson	RUH-dair-ee-us
3	Tre **Poteat** III	poh-TEET
5	**Daevin** Hobbs	DAY-vin
6	**Javin** Gordon	JAY-vin
6	**Qua** Moss	KWAY
7	**DaSaahn Brame**	duh-SAHN BRAIM
7	**Arion** Carter	air-EE-on
8	**Jadais** Richard	JAY-diss
8	Ryan **Staub**	STAAB *(rhymes with job)*
9	**Joakim** Dodson	JOE-kim
9	**Mariyon** Dye	MAR-ee-yahn
10	**Dejuan** Lane	DAY-zhaan
11	**Faizon** Brandon	FAY-zahn
12	**Jaedon** Harmon	JAY-din
12	George **MacIntyre**	MAC-en-ty-er
14	**Kayin** Lee	KAY-enn
15	**Edrees Farooq**	EE-dreez fuh-RUKE
17	**Daune** Morris	duh-WAN
21	**Jamyan** Thoedore	JAY-mee-uhn
22	Jeremiah **Telander**	TEE-lan-dur
27	Jadon **Perlotte**	PUR-lah-tee
28	Cooper **Ranvier**	RAN-vee-ay
29	Jack-Henry **Jakobik**	juh-KOE-bick
30	**Javonte** Smith	ja-VON-tay
31	**Joel** Wyatt	joe-ELL
37	**Kedric Golston** II	KEH-drick GOAL-stun
44	Christian **Gass**	GAS
55	Mike **Bethea** II	buh-THAY
55	**Antoni Ogumoro**	AN-tuh-nee OH-goo-mo-row
65	Michael **Kostantonov**	KOZZ-tan-toe-nov
66	**Kamari** Blair	kuh-MAR-ee
74	**Shamurad Umarov**	oo-MAH-rawf *(goes by Sham)*
75	Wendell **Moe** Jr.	MOY *(rhymes with boy)*
79	Gabriel **Osenda**	oh-SEN-duh
81	Ian **Duarte**	DWAR-tay
97	**Hezekiah** Harris	hez-uh-KAI-uh

Coaches

Offensive Coordinator/QBs Joey Halzle	HALLS-lee
Tight Ends Alec Abeln	ABE-lin