<< 2026-27 SOUTH CAROLINA MEN'S BASKETBALL >>

2026-27 SCHEDULE

OVERALL: 0-0 | **SEC:** 0-0
HOME: 0-0 | **AWAY:** 0-0 | **NEUTRAL:** 0-0
NET: -- | **KENPOM:** 93

OCTOBER			
15	**-/-**	**vs. Wake Forest (Exh)**	**W, 78-69**
25	**-/-**	**Campbell (Exh)**	**W, 77-68**
NOVEMBER			
3	**-/-**	**Stetson**	**7 p.m., SECN+**
8	**-/-**	**SEMO**	**1 p.m., SECN+**
11	**-/-**	**Saint Peter's**	**7 p.m., SECN+**
14	**-/-**	**Gardner-Webb**	**2 p.m., SECN+**
18	**-/-**	**Elon**	**7 p.m., SECN**
25	-/-	vs. Southern Cal %	4:30 p.m., CBSN
26	-/-	vs. Arizona State %	2 p.m., CBSN
DECEMBER			
1	-/-	at N.C. State ^	7 p.m. ACCN
6	**-/-**	**UT Martin**	**12 p.m., SECN+**
12	**-/-**	**Youngstown State**	**4 p.m., SECN+**
15	**-/-**	**Clemson $**	**9 p.m., ESPN2**
19	-/-	vs. Maryland @	1 p.m., FS1
22	**-/-**	**N.C. Central**	**4 p.m., SECN+**
29	**-/-**	**South Carolina State**	**4 p.m., SECN+**
JANUARY			
2	-/-	at LSU*	3:30 p.m. SECN
6	**-/-**	**Arkansas***	**9 p.m. SECN**
9	**-/-**	**Texas A&M***	**3:30 p.m. SECN**
12	-/-	at Vanderbilt*	9 p.m. SECN
16	-/-	at Missouri*	1 p.m. SECN
20	**-/-**	**Alabama***	**6 p.m. SECN**
23	-/-	at Mississippi State*	1 p.m. SECN
27	**-/-**	**Texas***	**8 p.m. SECN**
30	-/-	at Oklahoma*	1 p.m. SECN
FEBRUARY			
2	-/-	at Florida*	7 p.m. SECN
6	**-/-**	**Georgia***	**8:30 p.m. SECN**
10	-/-	at Kentucky*	8 p.m. SECN
13	**-/-**	**Auburn***	**6 p.m. SECN**
20	**-/-**	**Ole Miss***	**3:30 p.m. SECN**
23	-/-	at Tennessee*	7 p.m. SECN
27	**-/-**	**Mississippi State***	**1 p.m. SECN**
MARCH			
2	**-/-**	**Florida***	**8 p.m. SECN**
6	-/-	at Georgia*	12 p.m. SECN
10-14	-/-	SEC Tournament &	
18-19	-/-	NCAA Tournament First Round =	
20-21	-/-	NCAA Tournament Second Round =	
25-26	-/-	Reginal Semifinal - Sweet 16 #	
27-28	-/-	Regional Final - Elite 8 #	
APRIL			
3-5	-/-	Final Four /	TBA

All home games in **bold** *| All times listed Eastern*

* indicates SEC contest | ^ - SEC/ACC Challenge | % - Acrisure Series (Palm Springs, Calif.) | $ - Palmetto Series | @ - Battle in Baltimore | & - SEC Tournament (Nashville, Tenn.) | = - NCAA Tournament First and Second Rounds (various sites) | # - NCAA Regionals (various sites) | / - Final Four (Detroit, Mich.) | ** *rankings listed are at time of game*

GAMECOCK MEN'S BASKETBALL

ASSISTANT AD/COMMUNICATIONS & PR:
DAVID FOX // DF25@MAILBOX.SC.EDU
CELL: 423-767-3607
SOUTH CAROLINA MEN'S BASKETBALL
ON SOCIAL MEDIA:
X AND INSTAGRAM: @GAMECOCKMBB
FACEBOOK: GAMECOCKMBB
ON THE WEB: GAMECOCKSONLINE.COM

*leaders from 2025-26 season

HEAD COACH: Lamont Paris
(Wooster, '96 ; Indiana State, '00)
AT CAROLINA: 62-68 (5th season)
CAREER: 149-140 (10th season)
VS. STETSON: 1-0
TOP SCORER: Johnson (17.2 ppg)
TOP REBOUNDER: Sharavjamts (5.6 rpg)
TOP ASSIST MAKER: Johnson (4.3 apg)
TOP SHOT BLOCKER: Sharavjamts (0.9 bpg)
TOP STEALS LEADER: Johnson (1.3 spg)
COMMUNICATIONS/PR: David Fox
X UPDATES: @GamecockMBB

0-0, 0-0 SEC
SOUTH CAROLINA

VS.

HEAD COACH: Donnie Jones
(Pikeville, '88 ; Marshall, '92)
AT STETSON: 98-123 (8th season)
CAREER: 253-252 (17th season)
VS. CAROLINA: 1-1
TOP SCORER: Phillips Jr. (16.0 ppg)
TOP REBOUNDER: Kuhl (6.3 rpg)
TOP ASSIST MAKER: Sirmans III (4.6 apg)
TOP SHOT BLOCKER: Diop (0.6 bpg)
TOP STEALS LEADER: Copeland (1.5 spg)
COMMUNICATIONS/PR: Norbert Savard
X UPDATES: @StetsonMBB

0-0, 0-0 ASUN
STETSON

GAME 1

VENUE: Colonial Life Arena
BROADCAST: SEC Network+
PLAY-BY-PLAY: Dave Weinstein
ANALYSTS: John Williams & Perry Clark
RADIO: Gamecock Radio Network
IN COLUMBIA: 107.5 The Game
PLAY-BY-PLAY: Derek Scott
ANALYST: Casey Manning
SIRIUSXM: 263 | ***SXM APP:*** 973
WATCH: espn.com/watch
LIVE STATS: GamecocksOnline.com
SERIES: 4-3, South Carolina leads
IN COLUMBIA: 3-2, South Carolina leads
SERIES TREND: Have only played twice this millinneum - tied 1-1 in that stretch
LAST MEETING: 82-51 South Carolina win on Dec. 6, 2025 in Columbia, S.C.

TIPOFF NOTABLES

> For the second consecutive season, Lamont Paris has revamped the lineup with 12 newcomers. The fifth-year head coach has welcomed three freshmen to the roster in addition to nine transfers. Two of the nine transfers come via the international portal in Juan Fernández (Argentina) and Hugo López (Spain). The Gamecocks also welcomed a plethora of experience in Shane Blakeney (Drexel), Camden Heide (Texas), Kory Mincy (George Mason) and Jakub Nečas (Duquesne).

> The Gamecocks will play 14 non-conference bouts with 10 being played in the friendly confines of Colonial Life Arena. South Carolina begins the season with five consecutive home contests before hitting the road for the Acrisure Series (Nov. 25-26).

NUMBERS OF NOTE

16-2 - The Gamecocks have a **16-2** record under Lamont Paris when shooting 50.0% or higher (lost at Missouri in 2023 and at Texas in 2026).
22-2 - The Gamecocks are **22-2** under Paris when scoring 80 or more points (both losses in overtime games during the 2025-26 season).
49-11 - The Gamecocks are **49-11** in 4 seasons under Paris when holding teams below 70 points (.817 win %).
29-4 - South Carolina is **29-4** under Paris when holding opponents below 40.0% from the floor.
21-8 - The Gamecocks hold a **21-8** record (.724%) under Paris when knocking down double digit threes.
47-23 - The Gamecocks are **47-23** overall under the direction of Paris when outrebounding opponents.
12 - The Gamecocks reloaded their roster with **12** newcomers for the second consecutive season.

PROBABLE GAMECOCK STARTERS (BASED OFF PREVIOUS GAME)

#	Name	Ht.	Wt.	Cl.	Hometown	PPG	RPG	APG	Misc.

** indicates team leader*

COMING UP NEXT

> The Gamecocks remain at home when they play host to Southeast Missouri State on Sunday, Nov. 8 at 1 p.m. Derek Scott (PxP) and Casey Manning (analyst) will provide the call on 107.5 The Game, with Dave Weinstein and John Williams bringing the call on SECN+.

2026-27 SOUTH CAROLINA BASKETBALL BROADCAST SPOT CHART

projected starters shaded in gray ; projected starters based on previous game



1

- Consensus four-star prospect via 247Sports, on3 and ESPN
- Slotted as the No. 6 point guard prospect nationally and the No. 3 player in the state of Ohio
- 2x Ohio Mr. Basketball - one of seven players all time to win back-to-back times.
- Averaged 30.1 points as a senior, in addition to 7.1 rebounds and 5.6 assists.
- Finished his prep career with 2,364 points to crack the top-30 of the OHSAA all-time scoring list.

Marcus Johnson • G • FR • 6-2 • 185 • Cleveland, Ohio // GARFIELD HEIGHTS

2X OHIO MR. BASKETBALL & OHIO GATORADE PLAYER OF THE YEAR

	MIN	PTS	REB	AST	STL	BLK	FG%	3FG%	FT%
26-27									
Career									

Career Highs:



4

- Has played in 88 career games, all with Drexel, starting all 33 games in 2025-26
- Averaged 14.2 points per game in his final season with Drexel, registering a 41.6 percent clip
- During his collegiate career, has averaged 8.6 points per game with 3.4 rebounds and 1.6 assists
- Dropped a career high 24 points on three occasions last season with the Dragons, while pulling down nine rebounds five different times
- Looks to eat valuable minutes for Lamont's roster this 2026-27 season
- Rock Hill, S.C. native that played high school ball at Legion Collegiate Academy

Shane Blakeney • G • 5th • 6-5 • 197 • Rock Hill, S.C. // DREXEL

BEGAN HIS COLLEGIATE CAREER AT DREXEL (2022-26)

	MIN	PTS	REB	AST	STL	BLK	FG%	3FG%	FT%
25-26	33.7	14.2	5.1	2.5	1.1	0.7	41.6	35.9	67.1
Career	23.2	8.6	3.4	1.6	0.7	0.5	40.5	35.1	68.9

Career Highs: 24 points, 9 rebounds, 6 assists, 6 steals, 3 blocks



7

- Has three collegiate seasons under his belt at Duquesne, appearing in 95 career games with 53 starts, averaging 19.5 minutes per game and 5.1 points
- Coming off his best collegiate season in which he averaged 6.9 points per game as well as 5.1 rebounds and shot 50 percent from the floor
- Had 17 games where he scored in double figures for the Dukes with four double-digit rebound performances; also had 11 multi-block outings
- Played for Czech Republic at the 2024 FIBA U20 EuroBasket where he led the tournament in scoring, averaging 18.6 points per game, adding 8.4 boards

Jakub Nečas • F • SR • 6-10 • 240 • Blansko, Czech Republic // DUQUESNE

TRANSFER SENIOR WHO HAS SPENT THREE YEARS AT DUQUESNE

	MIN	PTS	REB	AST	STL	BLK	FG%	3FG%	FT%
25-26	24.4	6.9	5.1	1.1	1.0	0.5	50.0	36.4	69.7
Career	19.5	5.1	3.8	0.9	0.7	0.5	43.7	30.6	70.5

Career Highs: 15 points, 10 rebounds, 5 assists, 3 steals, 3 blocks



8

- Senior transfer from George Mason where he spent the 2025-26 season, earning Second Team All-Atlantic 10
- Averaged 14.3 points, 3.6 rebounds and 2.9 assists per game with the Patriots last season, posting a 44.0 percent mark from the floor and 88.7 percent clip from the charity stripe
- Spent his first two collegiate seasons at Presbyterian where he earned Honorable Mention Big South honors in 2025 after averaging 15.0 points per game and 4.4 assists - both career bests
- Averages 11.8 points per game over his career to go along with 2.8 assists

Kory Mincy • G • SR • 6-1 • 185 • Atlanta, Ga. // GEORGE MASON

2026 SECOND TEAM ALL-ATLANTIC 10 AND 2025 HONORABLE MENTION BIG SOUTH

	MIN	PTS	REB	AST	STL	BLK	FG%	3FG%	FT%
25-26	33.9	14.3	3.6	2.9	1.1	0.0	44.0	38.9	88.7
Career	27.1	11.8	2.6	2.8	1.1	0.1	42.4	37.7	81.2

Career Highs: 29 points, 10 rebounds, 10 assists, 5 steals, 1 block



12

- Spent the 2025-26 season at Palm Beach State College
- Helped the Panthers to a 33-3 overall record and a trip to the quarterfinals of the 2026 NJCAA DII Championships
- Appeared in 31 games and averaged 2.1 points per game and 1.2 rebounds per outing in limited action; registering a 58.0 percent clip (29-of-50) from the floor
- Prepped at Garfield Heights and was teammates with fellow Gamecock, Marcus Johnson

Nasir Hines • F • SO • 6-10 • 200 • Cleveland, Ohio // PALM BEACH STATE COLLEGE

SOPHOMORE TRANSFER WHO BEGAN HIS CAREER AT PALM BEACH STATE COLLEGE

	MIN	PTS	REB	AST	STL	BLK	FG%	3FG%	FT%
26-27	REDSHIRTING IN 2026-27								
Career									

Career Highs:



13

- Returns as the team's leading scorer from last season where he averaged 3.8 points per game
- Came off the bench for 30 appearances as a true freshman, logging 12.9 minutes per game
- Shot 44.7 percent (21-of-47) from deep in non-conference action last season
- Connected for a season high 13 points against South Carolina State
- Was a perfect 4-for-4 against Presbyterian from three - was one of just three SEC freshmen to connect on four or more threes with no misses.
- Entered college as a three-star prospect via 247Sports and the No. 5 ranked player in the DC metro area

Grant Polk • G • SO • 6-6 • 200 • Gainesville, Va. // ST. ALBANS (WASHINGTON, D.C.)

RETURNS AS THE LEADING SCORER FROM THE 2025-26 SQUAD

	MIN	PTS	REB	AST	STL	BLK	FG%	3FG%	FT%
25-26	12.9	3.8	1.1	0.1	0.2	0.1	38.6	32.9	90.9
Career	12.9	3.8	1.1	0.1	0.2	0.1	38.6	32.9	90.9

Career Highs: 13 points, 4 rebounds, 2 assists, 2 steals, 1 block



14

- Returns for a fifth year with the Gamecocks, averaging 0.9 points per game in 29 career appearances
- Graduated in May with a degree in international business
- Returned to the team last season after studying for a semester abroad in Chile
- Has connected on eight career baskets, seven of which have come from downtown

Eli Sparkman • G • SR • 6-0 • 160 • Cleveland, Tenn. // BAYLOR SCHOOL (CHATTANOOGA, TENN.)

HAS MADE 29 APPEARANCES AS A GAMECOCK IN THREE SEASONS

	MIN	PTS	REB	AST	STL	BLK	FG%	3FG%	FT%
25-26	3.0	0.5	0.3	0.2	0.1	0.0	28.6	28.6	.000
Career	4.6	0.9	0.6	0.2	0.1	0.0	36.4	36.8	1.000

Career Highs: 6 points, 3 rebounds, 1 assist, 1 steal



15

- Prepped at Wilson Hall where he was a four-year letterwinner
- Scored over 1,300 points as a senior at Wilson Hall, averaging 23.3 points, 5.5 rebounds and 1.5 assists
- Three-sport athlete for the Barons, lettering in basketball, football and track & field
- Played AAU basketball for Upward Stars Pee Dee

Ford Wilder • G • FR • 6-4 • 190 • Sumter, S.C. // WILSON HALL

SCORED OVER 1,300 POINTS AS A SENIOR AT WILSON HALL

	MIN	PTS	REB	AST	STL	BLK	FG%	3FG%	FT%
26-27									
Career									

Career Highs:

2026-27 SOUTH CAROLINA BASKETBALL BROADCAST SPOT CHART

projected starters shaded in gray ; projected starters based on previous game



17

- Will redshirt in the 2026-27 season while recovering from an ACL injury in May
- Youngest player ever to play for Brazil senior national team, making his debut at 16 years old in a pair of qualifiers against Panama and Uruguay
- Played 18 regular season games for RWE in Overtime Elite, averaging 8.7 points, 6.1 rebounds and 3.2 assists
- Competed in the 2025 NBPA Top 100 camp in Rock Hill, S.C.

Mathias Alessanco

• F • FR • 6-8 • 235 • Joinville, Brazil // RWE (Overtime Elite)

CONSIDERED THE TOP PROSPECT IN BRAZIL FOR THE CLASS OF 2026

	MIN	PTS	REB	AST	STL	BLK	FG%	3FG%	FT%
26-27	REDSHIRTING IN 2026-27								
Career									
Career Highs:									



19

- Recently concluded his fourth season playing for CB Estudiantes, playing primary in Primera FEB which is the second division of Spanish basketball
- In 2025-26, averaged 2.7 points and 3.5 rebounds while shooting 56.4 percent from the floor in 10.9 minutes per outing
- Saw action in 24 games in 2023-24, averaging 2.9 points per contest and 2.5 boards
- Also represented Spain in the FIBA U19 World Cup in 2021 as well as the FIBA U20 European Championship in Greece

Hugo López

• F • 5th • 6-9 • 210 • Madrid, Spain // MOVISTAR ESTUDIANTES

JOINED THE GAMECOCKS AFTER PLAYING OVERSEAS IN SPAIN

	MIN	PTS	REB	AST	STL	BLK	FG%	3FG%	FT%
26-27									
Career									
Career Highs:									



20

- Saw action in 24 games with four starts as a freshman last season, averaging 2.4 points and 2.5 rebounds in 9.8 minutes of action
- Ranked second on the team in blocked shots last season with 10
- His best game came in the win over Albany with 13 points, five rebounds, two blocks and one steal
- Earned his first career start and pulled down a season high eight rebounds in just 14 minutes of play
- Three-star prospect that was the first player committed in the 2025 class

Hayden Assemian

• F • SO • 6-6 • 228 • Greenville, S.C. // MORAVIAN PREP (HUDSON, N.C.)

ONE OF THREE GAMECOCKS RETURNING FROM LAST SEASON'S TEAM

	MIN	PTS	REB	AST	STL	BLK	FG%	3FG%	FT%
25-26	9.8	2.4	2.5	0.3	0.2	0.4	69.4	.000	57.1
Career	**9.8**	**2.4**	**2.5**	**0.3**	**0.2**	**0.4**	**69.4**	**.000**	**57.1**

Career Highs: **13 points, 8 rebounds, 2 assists, 1 steal, 2 blocks**



21

- Recently concluded his fifth season playing in Liga ACB, the top league in Spain
- Spent the last two seasons playing for Bàsquet Girona where in 2025-26 he averaged 7.7 points, 4.4 rebounds and 1.1 assists in 19.7 minutes of game action
- The year prior, he averaged 9.4 points and 4.7 rebounds in 19.0 minutes, while shooting 55.4 percent from the floor
- Has represented Argentina on the international stage on numerous occasions, most recently in the 2025 FIBA AmeriCup in Nicaragua where he helped his team to a silver medal - averaged 13.7 points and 6.0 rebounds

Juan Fernández

• F • 5th • 6-11 • 220 • Santa Fe, Argentina // BÀSQUET GIRONA

PLAYED IN THE TOP LEAGUE IN SPAIN - LIGA ACB - FOR FIVE SEASONS

	MIN	PTS	REB	AST	STL	BLK	FG%	3FG%	FT%
26-27									
Career									
Career Highs:									



23

- Transferred in from Texas after spending his first two seasons at Purdue
- Has appeared in 110 career games with 37 starts before his arrival in Columbia - averaged 4.5 points and 2.7 rebounds in his first three seasons
- Brings a lot of knowledge and experience having competed in 12 NCAA Tournament games, including the 2024 National Championship game while at Purdue
- Career 51.3 percent (175-of-341) from the floor with a 43.2 percent (98-of-227) clip from beyond the arc
- Coming off a season with Texas where he averaged 5.9 points and 2.7 rebounds

Camden Heide

• F • 5th • 6-7 • 215 • Wayzata, Minn. // TEXAS

APPEARED IN 110 COLLEGIATE GAMES PRIOR TO HIS ARRIVAL IN COLUMBIA

	MIN	PTS	REB	AST	STL	BLK	FG%	3FG%	FT%
25-26	22.5	5.9	2.7	0.7	0.4	0.1	49.3	45.4	70.6
Career	**18.0**	**4.5**	**2.7**	**0.5**	**0.3**	**0.2**	**51.3**	**43.2**	**76.5**

Career Highs: **20 points, 11 rebounds, 3 assists, 3 steals, 2 blocks**



25

- Transferred to South Carolina by way of Alabama where he was only able to play in 10 games after being limited due to injuries
- Averaged 3.3 points and 1.9 rebounds with the Crimson Tide last season
- Logged shooting splits of 46.2% (12-of-26) from the floor and 36.4% (4-of-11) from beyond the arc
- Former four-star recruit that was the No. 1 player in Wisconsin and No. 42 overall by On3; slotted as the No. 3 combo guard in the country
- Was a 2025 McDonald's All-American nominee and was named to the Naismith High School Player of the Year Watch List

Davion Hannah

• G • SO • 6-6 • 190 • Milwaukee, Wisc. // ALABAMA

SPENT THE 2025-26 SEASON AT ALABAMA

	MIN	PTS	REB	AST	STL	BLK	FG%	3FG%	FT%
25-26	12.8	3.3	1.9	0.8	0.7	0.2	46.2	36.4	62.5
Career	**12.8**	**3.3**	**1.9**	**0.8**	**0.7**	**0.2**	**46.2**	**36.4**	**62.5**

Career Highs: **12 points, 8 rebounds, 2 assists, 3 steals, 1 block**



32

- Sophomore transfer from Wisconsin where he appeared in 35 games with 28 starts as a true freshman
- Averaged 4.9 points, 4.4 boards and 0.9 assists in 20.1 minutes of work
- Registered a 43.1% (62-of-144) clip from the floor, while shooting 28-of-81 (34.6%) from downtown
- Recorded a career high 17 points in the upset win over No. 1 Michigan where he hit five 3s becoming just the fifth Badger freshman since 2000 to hit five 3s in a game
- Helped lead Lithuania to a silver medal at the 2025 FIBA U20 EuroBasket; averaged 12.4 points and 8.3 rebounds

Aleksas Bieliauskas

• F • SO • 6-11 • 250 • Kaunas, Lithuania // WISCONSIN

SPENT THE 2025-26 SEASON PLAYING AT WISCONSIN

	MIN	PTS	REB	AST	STL	BLK	FG%	3FG%	FT%
25-26	20.1	4.9	4.4	0.9	0.2	0.6	43.1	34.6	63.3
Career	**20.1**	**4.9**	**4.4**	**0.9**	**0.2**	**0.6**	**43.1**	**34.6**	**63.3**

Career Highs: **17 points, 10 rebounds, 4 assists, 1 steal, 3 blocks**

ROSTER BREAKDOWN

Guards (7)

#1 Marcus Johnson
#4 Shane Blakeney
#8 Kory Mincy
#13 Grant Polk
#14 Eli Sparkman
#15 Ford Wilder
#25 Davion Hannah

Forwards (8)

#7 Jakub Nečas
#12 Nasir Hines
#17 Mathias Alessanco
#19 Hugo López
#20 Hayden Assemian
#21 Juan Fernández
#23 Camden Heide
#32 Aleksas Bieliauskas

By Height

#14 Eli Sparkman (6-0)
#8 Kory Mincy (6-1)
#1 Marcus Johnson (6-2)
#15 Ford Wilder (6-4)
#4 Shane Blakeney (6-5)
#13 Grant Polk (6-6)
#20 Hayden Assemian (6-6)
#25 Davion Hannah (6-6)
#23 Camden Heide (6-7)
#17 Mathias Alessanco (6-8)
#19 Hugo López (6-9)
#7 Jakub Nečas (6-10)
#12 Nasir Hines (6-10)
#21 Juan Fernández (6-11)
#32 Aleksas Bieliauskas (6-11)

2026-27 SOUTH CAROLINA MEN'S BASKETBALL ROSTER

Numerical Roster

No.	Name	Pos.	Ht.	Wt.	Cl.	Exp.	Hometown // Last School/Team
1	Marcus Johnson	G	6-2	185	FR	HS	Cleveland, Ohio // Garfield Heights
4	Shane Blakeney	G	6-5	197	5th	TR	Rock Hill, S.C. // Drexel
7	Jakub Nečas	F	6-10	240	SR	TR	Blansko, Czech Republic // Duquesne
8	Kory Mincy	G	6-1	185	SR	TR	Atlanta, Ga. // George Mason
12	Nasir Hines	F	6-10	200	SO	TR	Cleveland, Ohio // Palm Beach State College
13	Grant Polk	G	6-6	200	SO	1L	Gainesville, Va. // St. Albans (Washington, D.C.)
14	Eli Sparkman	G	6-0	172	5th	3L	Cleveland, Tenn. // Baylor School (Chattanooga, Tenn.)
15	Ford Wilder	G	6-4	190	FR	HS	Sumter, S.C. // Wilson Hall
17	Mathias Alessanco	F	6-8	235	FR	HS	Joinville, Brazil // RWE (Overtime Elite)
19	Hugo López	F	6-9	210	5th	--	Madrid, Spain // Movistar Estudiantes
20	Hayden Assemian	F	6-6	228	SO	1L	Greenville, S.C. // Moravian Prep (Hudson, N.C.)
21	Juan Fernández	F	6-11	220	5th	--	Sante Fe, Argentina // Bàsquet Girona
23	Camden Heide	F	6-7	215	5th	TR	Wayzata, Minn. // Texas
25	Davion Hannah	G	6-6	190	SO	TR	Milwaukee, Wisc. // Alabama
32	Aleksas Bieliauskas	F	6-11	250	SO	TR	Kaunas, Lithuania // Wisconsin

Pronunciation Guide

#7: yah-KOOB NAY-chess

#8: Kory **MIN-see**

#17: mah-CHEE-us ah-less-AHN-ko

#19: OOO-goh Lopez

#20: Hayden **uh-SIM-eon**

#23: Camden **HIGH-dee**

#25: DAY-vee-ON Hannah

#32: uh-LEK-sus beh-LAOS-kus

Head Coach: Lamont Paris (Wooster, '96 ; Indiana State '00)
Assistant Coach: Tanner Bronson (Wisconsin, '08)
Assistant Coach: Bob Donewald, Jr. (Western Michigan, '93)
Assistant Coach: Steve Smith (Trinity College, '02)
Assistant Coach: David McKinley (Ohio, '13)
Assistant Coach: Sam Dekker (Wisconsin, '15)
Director of Player Personnel & Relations: Carey Rich (South Carolina, '95)
Director of Basketball Operations: Colby Arendale (Chattanooga, '18)
Assistant Director of Basketball Operations: Kacey Friedman (South Carolina, '12)
Director of Video Services: Roman DiPasquale (Wisconsin, '11)
Recruiting & Scouting Assistant: Dom Campo (South Carolina, '24)
Strength & Conditioning Coach: Scott Greenawalt (Muskingum College, '98)
Athletic Trainer: Mark Rodger (Buffalo, '01)
Graduate Assistant: Cooper Keyes (South Carolina, '26)
Associate Director of Communications and PR: David Fox (Western Carolina, '14)
Director of Academics: Kaitlyn McCanna-Doty (Texas Lutheran, '11)

GAMECOCK®
MEN'S BASKETBALL

2026-27 SOUTH CAROLINA BASKETBALL TV/RADIO ROSTER


#1 MARCUS JOHNSON


#4 SHANE BLAKENEY


#7 JAKUB NEČAS


#8 KORY MINCY


#12 NASIR HINES


#13 GRANT POLK


#14 ELI SPARKMAN


#15 FORD WILDER


#17 MATHIAS ALESSANCO


#19 HUGO LÓPEZ


#20 HAYDEN ASSEMIAN


#21 JUAN FERNÁNDEZ


#23 CAMDEN HEIDE


#25 DAVION HANNAH


#32 ALEKSAS BIELIAUSKAS


LAMONT PARIS


TANNER BRONSON


BOB DONEWALD JR.


STEVE SMITH


DAVID McKINLEY


SAM DEKKER



The radio crew of Derek Scott (pxp) and Casey Manning (analyst) enter their 11th season together in 2026-27 calling South Carolina men's basketball games on the Gamecock Sports Network. You can find them locally on 107.5 The Game and also on 19 other affiliates across the Palmetto State. In the duo's first season in 2016-17, Carolina made its historic NCAA Tournament run that culminated with the program's first ever Final Four appearance.

INTERVIEW POLICIES

In general, ALL interview requests must be made in advance to Associate Director (David Fox) in the South Carolina Athletics Communications and Public Relations Office.

All interviews are to be coordinated through the Communications and Public Relations Office. This allows the staff to arrange the interview when it best suits the student-athlete's/coaches' and the reporter's schedules. Please contact the Communications and Public Relations Office in advance to make your interview requests. Media are not permitted to contact student-athletes on their own at any time. All interviews will take place at the designated media interview site for that day as listed in the weekly availability schedule.

Dormitory, apartment and cell phone numbers for student-athletes will not be provided to the media. Should you need to conduct a telephone interview with a student-athlete, a call will be placed to you from the student-athlete at a mutually agreeable time.

SOUTH CAROLINA ATHLETICS COMMUNICATIONS & PR

David Fox, primary contact
Associate Director
cell: 423-767-3607
e-mail: df25@mailbox.sc.edu

SOUTH CAROLINA MEN'S BASKETBALL ONLINE

Website: www.GamecocksOnline.com/sports/mens-basketball
Facebook: www.Facebook.com/GamecockMBB
X: @GamecockMBB
Instagram: @GamecockMBB

NOTABLE NUMBERS

12	6	7.4	3-1
> This year's South Carolina roster features **12** new faces for the second consecutive season, with nine transfers and three freshmen on the roster.	> This season's roster consists of **6** countries represented: Argentina, Brazil, Czech Republic, Lithuania, Spain and The United States.	> The Gamecocks return just three players from the 2025-26 team led by Grant Polk (3.8 ppg) - the trio combine to make up just **7.4%** of scoring returning from a season ago.	> The Gamecocks are **3-1** in season openers under fifth year head coach Lamont Paris - most recently South Carolina toppled North Carolina A&T by the final of 91-72 on Nov. 4, 2025.

A SOUTH CAROLINA WIN WOULD ...

- Give Lamont Paris his fourth season-opening win at the helm of the program.
- Improve the Gamecocks to 5-3 all time against the Hatters and run the program record to 11-6 against current members of the ASUN.
- Move the Gamecocks' record to 24-2 in season openers in this millinneum.

FRESH START

> For the second consecutive season, the Gamecocks welcome 12 newcomers to the roster. Fifth-year head coach Lamont Paris dipped into the portal and welcomed nine transfer signees including a pair of international signees in Juan Fernández and Hugo López. The Gamecocks bring in experienced veterans in Shane Blakeney (Drexel), Camden Heide (Texas), Kory Mincy (George Mason) and Jakub Nečas (Duquesne). Paris also brought in a trio of freshmen in Mathias Alessanco, Marcus Johnson and Ford Wilder.

INTERNATIONAL FLAVOR

> The 2026-27 Gamecock roster features five international athletes this season, represented by five different countries. Mathias Alessanco is a true freshman hailing from Brazil and is widely considered as the top prospect in Brazil. Alessanco became the youngest player ever to play for the Brazil senior national team at 16 years old. Aleksas Bieliauskas transfered to South Carolina from Wisconsin, originally hailing from Lithuania. Commonly known as "AB", Bieliauskas appeared in 35 games as a true freshman for the Badgers last season, with 28 starts to his credit where he averaged 20.1 minutes per game and scored 4.9 points with 4.4 rebounds per outing. Juan Fernández was highly touted as one of the "bigger" portal pickups for the Gamecocks. The Argentine spent the last five years playing in Liga ACB, the top league in Spain. Last season he averaged 7.7 points per game with 4.4 rebounds, shooting 48.2% from the floor. Hugo López arrives to Columbia by way of Spain where he spent the last four seasons playing for Movistar Estudiantes in Primera FEB (the second division of Spanish basketball). Last season, López averaged just 10.9 minutes per game but contributed with 2.7 points and 3.5 rebounds per outing. Jakub Nečas is the final international athlete, originally from Czech Republic. Nečas spent the last three seasons at Duquesne where he appeared in 95 games with 35 starts. Last season, the Czech native recorded 6.9 points per outing with 5.1 boards per game.

ON ISLAND TIME

> The Gamecocks were able to take an international trip this August to Baha Mar in The Bahamas. The Garnet & Black walked away with a pair of victories in the first bit of action as a team. South Carolina earned a 94-81 win over Victoria Vikes (Canada) to kick things off, led by Kory Mincy's 18-point performance. The Gamecocks put away The Bahamas National Team in the next exhibition, winning 86-46 after holding The Bahamas to just 23.7% from the floor. Mincy led the team in scoring for the second consecutive game with 15 points, complimented by seven assists and four rebounds.

DOWN GO THE DEACS

> South Carolina opened its first exhibition on neutral grounds in Rock Hill, S.C. with a win over Wake Forest at the Rock Hill Sports & Event Center. The Gamecocks downed the Demon Deacons, 78-69, using a strong performance at the charity stripe to put away the ACC foe. The Garnet & Black finished 26-of-29 (89.7%) from the line. Nečas led the Gamecocks in scoring with 22 points on 6-of-10 shooting, including 3-of-4 from downtown. The Czech native added a stat line of 7-of-8 from the line and added five boards. Four players scored in double figures including Juan Fernández with 10 points and eight boards.

REUNITED

> Sam Dekker joined Lamont Paris's coaching staff ahead of the 2026-27 season following an 11-year professional career. The Wisconsin native played for the Badgers from 2012-15 with Paris on staff, leading to a 91-24 record as a tandem with back-to-back Final Four trips in 2014 and 2015.

25-26 CAROLINA BENCH PRODUCTION

GAME	SC-OPP	DIFF.	SC HIGH BENCH SCORER
NC A&T	39-25	+14	Ellis/Strong, 11
Southern Miss	20-27	-7	Ellis, 20
Presbyterian	36-19	+17	Polk, 12
Radford	50-22	+28	Strong, 15
vs. Butler	26-14	+12	Ellis, 13
vs. Northwestern	31-22	+9	Strong, 16
Charleston Southern	33-45	-12	Strong, 22
Virginia Tech	36-34	+2	Strong, 18
Stetson	41-14	+27	Polk/Strong, 12
The Citadel	21-12	+9	Ellis, 8
at Clemson	14-41	-27	Kapic, 5
SC State	48-8	+40	Polk/Strong, 13
Albany	43-25	+18	Assemian, 13
Vanderbilt	12-13	-1	Ellis, 9
at LSU	15-29	-14	Ellis, 10
Georgia	16-9	+7	Ellis, 13
at Arkansas	15-47	-32	Walker, 7
at Auburn	9-23	-14	Walker, 6
Oklahoma	9-5	+4	Polk, 5
at Texas A&M	9-43	-34	Walker, 5
Florida	20-37	-17	Ellis, 17
LSU	23-17	+6	Ellis, 14
at Texas	15-17	-2	Strong, 12
Mizzou	23-9	+14	Strong, 12
at Alabama	7-29	-22	Polk, 5
at Florida	15-16	-1	Essandoko, 6
Miss. State	22-33	-11	Ellis, 13
Kentucky	9-16	-7	Ellis, 4
at Georgia	22-43	-21	Ellis, 12
Tennessee	25-32	-7	Kapic, 13
at Ole Miss	21-18	+3	Kapic, 12
vs. Oklahoma	16-7	+9	Ellis, 7

25-26 CAROLINA SPECIALTY STATS

(PP) points in paint; (OT) points off turnovers; (2nd) second chance points; (FB) fast break points

(South Carolina-Opponent)

GAME	PP	OT	2ND	FB
NC A&T	28-34	8-14	13-5	9-28
Southern Miss	14-34	6-25	6-12	9-16
Presbyterian	28-44	4-11	9-12	3-8
Radford	48-16	20-15	13-9	4-20
vs. Butler	32-42	12-9	10-23	11-14
vs. Northwestern	32-44	15-11	17-4	9-20
Charleston Southern	30-36	9-1	12-6	11-7
Virginia Tech	30-54	11-6	5-12	7-10
Stetson	34-20	9-12	12-7	8-12
The Citadel	42-32	9-6	11-6	8-9
at Clemson	26-28	6-16	9-8	3-8
SC State	36-10	13-16	12-10	18-3
Albany	32-32	23-11	11-26	6-8
Vanderbilt	28-32	11-4	8-9	10-8
at LSU	22-28	12-7	5-11	3-11
Georgia	34-38	10-14	5-4	11-18
at Arkansas	36-66	2-22	12-14	7-32
at Auburn	26-42	10-10	12-6	3-6
Oklahoma	34-36	18-10	10-17	11-15
at Texas A&M	26-28	10-15	5-14	0-18
Florida	20-54	9-18	0-13	3-32
LSU	36-42	15-13	18-8	7-19
at Texas	46-30	12-17	7-20	7-13
Mizzou	22-30	15-11	8-16	2-14
at Alabama	34-28	12-12	4-6	11-13
at Florida	28-44	11-18	15-27	2-12
Miss. State	34-38	9-8	6-23	6-18
Kentucky	20-34	13-18	4-14	7-26
at Georgia	28-40	6-11	15-6	2-22
Tennessee	18-56	8-12	10-18	7-11
at Ole Miss	22-34	12-16	11-10	3-8
vs. Oklahoma	20-30	13-17	12-6	1-14
SC Total	**943**	**353**	**305**	**209**
SC Average	**29.5**	**11.0**	**9.5**	**6.5**
Opp Total	1,176	399	366	473
Opp Average	36.8	12.5	11.4	14.8

2025-26 SOUTHEASTERN CONFERENCE STANDINGS

Final regular season standings thru March 7

Team	Conference	Overall
Florida	16-2	25-6
Alabama	13-5	23-8
Arkansas	13-5	23-8
Vanderbilt	11-7	24-7
Tennessee	11-7	21-10
Texas A&M	11-7	21-10
Georgia	10-8	22-9
Missouri	10-8	20-11
Kentucky	10-8	19-12
Texas	9-9	18-13
Oklahoma	7-11	17-14
Auburn	7-11	16-15
Mississippi State	5-13	13-18
South Carolina	**4-14**	**13-18**
Ole Miss	4-14	12-19
LSU	3-15	15-16

SCORES AND SCHEDULE IN THE SEC

Monday, Nov. 2

#14 Miami vs. #1 Florida (Tampa, Fla.)	ESPN2	6:00 pm
Bellarmine at #24 Vanderbilt		7:00 pm
N.C. Central at Georgia	SECN+	7:30 pm
Tennessee Tech at Mississippi State	SECN+	7:30 pm
East Texas A&M at Oklahoma	SECN+	8:00 pm
Alcorn State at Ole Miss	SECN+	8:30 pm
Chicago State at #7 Texas	SECN	9:00 pm

Tuesday, Nov. 3

Wofford at #8 Tennessee	SECN	6:00 pm
Manhattan at #23 Kentucky	SECN+	7:00 pm
Stetson at South Carolina	**SECN+**	**7:00 pm**
Sam Houston at #20 Alabama	SECN+	7:30 pm
Alabama State at Texas A&M	SECN+	8:00 pm
Cleveland State at Missouri	SECN+	8:00 pm
LSU New Orleans at LSU	SECN+	8:00 pm
Arkansas Pine-Bluff at #12 Arkansas	SECN+	8:00 pm

Wednesday, Nov. 4

SE Louisiana at Auburn		TBA

Thursday, Nov. 5

Gardner-Webb at #7 Texas	SECN+	TBA
Northwestern State at Mississippi State	SECN+	TBA
Wake Forest at #24 Vanderbilt	ESPN2	6:00 pm
Jacksonville at #1 Florida	SECN+	8:00 pm

Friday, Nov. 6

Presbyterian at Georgia	SECN+	TBA
Mississippi Valley State at Oklahoma	SECN+	TBA
Central Arkansas at Ole Miss	SECN+	TBA
Saint Louis at Missouri	ESPNU	7:00 pm
James Madison at #23 Kentucky	SECN	7:00 pm
Arkansas State at #20 Alabama	SECN+	7:30 pm
Texas Southern at LSU	SECN+	8:00 pm
Northern Kentucky at Texas A&M	SECN+	8:00 pm

Sunday, Nov. 8

#12 Arkansas vs. #9 Virginia (Washington, DC)	ESPN	1:00 pm
Southeast Missouri State at South Carolina	**SECN+**	**1:00 pm**

• All times listed Eastern Time

ASSOCIATED PRESS POLL

Preseason - Oct. 19, 2026

AP Top 25

RK	TEAM	REC	PTS	TREND
1	Florida (47)	0-0	1461	-
2	Duke (10)	0-0	1411	-
3	Illinois (2)	0-0	1342	-
4	UConn	0-0	1241	-
5	Arizona	0-0	1214	-
6	Michigan State	0-0	1203	-
7	Texas	0-0	1040	-
8	Tennessee	0-0	932	-
9	Virginia	0-0	874	-
10	Houston	0-0	829	-
11	Louisville	0-0	822	-
12	Arkansas	0-0	760	-
13	St. John's	0-0	669	-
14	Miami	0-0	650	-
15	Gonzaga	0-0	637	-
16	Michigan	0-0	605	-
17	Kansas	0-0	504	-
18	Iowa State	0-0	475	-
19	Texas Tech	0-0	466	-
20	Alabama	0-0	374	-
21	USC	0-0	306	-
22	UCLA	0-0	250	-
23	Kentucky	0-0	243	-
24	Vanderbilt	0-0	241	-
25	BYU	0-0	179	-

Others receiving votes: Missouri 167, Nebraska 70, Purdue 53, Ohio State 39, North Carolina 20, TCU 17, Saint Louis 13, VCU 12, Iowa 12, Virginia Tech 10, Indiana 8, Texas A&M 6, Villanova 6, Auburn 4, Marquette 3, Nevada 2, Grand Canyon 2, Utah State 2, Santa Clara 1

COACHES POLL TOP 25

Preseason - Oct. 19, 2026

Coaches Poll

RK	TEAM	REC	PTS	TREND
1	Florida (20)	0-0	732	-
2	Duke (8)	0-0	725	-
3	Illinois (2)	0-0	683	-
4	Arizona	0-0	634	-
5	UConn	0-0	612	-
6	Michigan State	0-0	570	-
7	Texas	0-0	527	-
8	Houston	0-0	486	-
9	Tennessee	0-0	436	-
10	Virginia	0-0	409	-
11	Louisville	0-0	369	-
12	Gonzaga	0-0	361	-
13	Arkansas	0-0	345	-
14	St. John's	0-0	316	-
14	Iowa State	0-0	316	-
16	Texas Tech	0-0	314	-
17	Miami	0-0	292	-
18	Kansas	0-0	286	-
18	Alabama	0-0	286	-
20	Michigan	0-0	219	-
21	Vanderbilt	0-0	164	-
22	USC	0-0	103	-
23	Kentucky	0-0	100	-
24	Purdue	0-0	83	-
25	BYU	0-0	76	-

Others receiving votes: Nebraska 66, UCLA 64, Missouri 60, Ohio State 31, North Carolina 24, Texas A&M 19, Villanova 14, Indiana 9, Wisconsin 5, Cincinnati 4, Saint Louis 4, West Virginia 2, Creighton 2, Maryland 1, Auburn 1

SERIES BREAKDOWN

> The Gamecocks won the most recent showdown in the series, just the second meeting this millinneum, by the final score of 82-51 in Columbia, S.C. on Dec. 6, 2025.
> The two squads have only squared off seven times in program history beginning with a 98-64 Gamecock win in 1972 in Columbia, S.C.
> No team has won more than two consecutive games in the series - the Gamecocks will be in search of their second consecutive victory over the Hatters and third in the last four attempts.

SC ALL-TIME RECORD VS. STETSON
H: 3-2 ; A: 0-1 ; N: 1-0

Last 10 meetings...

12/6/25	H	82-51	W	
12/30/19	H	56-63		L
12/30/83	N	64-51	W	
2/23/79	A	82-86 (2OT)		L
1/25/78	H	59-81		L
2/19/73	H	81-52	W	
2/2/72	H	98-64	W	



Gregory "GG" Jackson II is entering his fourth season in the NBA with the Memphis Grizzlies. Through three seasons, GG has appeared in 132 games with 49 starts, averaging 12.1 points per game with 4.0 boards and 1.3 assists. In his third season, GG played a career high 55 games and shot a career best .496 from the floor.

NOTABLE NUMBERS

10

> The Gamecocks will play in 14 non-conference bouts this season with **10** games being played inside the friendly confines of Colonial Life Arena.

23-2

> Through 25 season openers in this mlilinnia, the Gamecocks are 23-2 with losses against Liberty (2020) and North Florida (2024).

15

> South Carolina reloads with a challenging schedule in 2026-27 that currently features 15 teams ranked inside the Top 50 KenPom preseason standings, including 13 opponents inside league play.

SUNDAY SHOWDOWN

> The final exhibition of the preseason saw the Gamecocks slip past Campbell by the final of 77-68 in Colonial Life Arena on Sunday, Oct. 25. Juan Fernández sparked the Gamecock squad with 28 points and nine rebounds, finishing 8-of-13 from the floor and 10-for-12 at the free throw line. Shane Blakeney provided a boost off the bench with 12 points, knocking down his first four three point attempts of the game. The Fighting Camels led for much of the game until South Carolina took the lead with 3:09 remaining and never relinquished the advantage.

HOME SWEET HOME

> Carolina opens up the 2026-27 season with five consecutive home games beginning with Stetson on Nov. 3 at 7 p.m. The Gamecocks will then play host to Southeast Missouri State (Nov. 8), Saint Peter's (Nov. 11), Gardner-Webb (Nov. 14) and Elon (Nov. 18) before hitting the road for the first time in the Acrisure Series in Palm Springs, Calif. on Nov. 25-26. South Carolina will compete in 14 non-conference bouts with 10 being played at home in the friendly confines of Colonial Life Arena.

EXPERIENCED PLAY

> The Gamecocks took the time this offseason to bring in experience with this transfer class. Camden Heide has played in 110 collegiate games between stops at Purdue and Texas, including the 2024 National Championship Game with the Boilermakers. Kory Mincy has appeared in 99 career games during his time with Presbyterian and George Mason. The Second Team All-Atlantic 10 honoree is averaging 11.8 points per game and 2.8 assists. Jakub Nečas has 95 collegiate appearances under his belt at Duquesne. Shane Blakeney comes back to the Palmetto State after three seasons at Drexel where he appeared in 88 games with 34 starts, averaging 8.6 points and 3.4 boards per game.

WELCOME TO THE STAFF

> Lamont Paris welcomed the addition of Bob Donewald Jr. and Steve Smith to his coaching staff prior to the start of the 2026-27 campaign. Donewald Jr. brings over 20 years of experience at the professional, collegiate and international levels. Donewald Jr. has spent the last six seasons on Chris Beard's staff at Ole Miss, Texas and Texas Tech. Donewald Jr.'s experience at the international level (Chinese National Team HC 2010-12) was instrumental in bringing home both Fernández and López. Smith has spent the last 13 seasons in the ACC, most recently as an assistant for Earl Grant for two seasons at Boston College. Prior to his time in Chestnut Hill, he was an assistant for five seasons on Leonard Hamilton's staff at Florida State.

IT RUNS IN THE FAMILY

> Gamecock fans will see a similar name on the roster and the name is Johnson...not Meechie but his younger cousin MARCUS! The highly touted freshman is a consensus four-star prospect and was rated the No. 6 point guard nationally and No. 3 overall in the state of Ohio. Marcus earned back-to-back Ohio Mr. Basketball in 2025 and 2026, just the seventh player ever to win the award in consecutive seasons and first since Luke Kennard in 2014 and 2015. The Cleveland native finished his prep career with 2,364 points, averaging 30.1 during his senior season. He had his high school jersey number retired on senior night where he scored 40 points.

MAKE DUE

> The Gamecocks will be playing shorthanded early on in this campaign. South Carolina will be without Mathias Alessanco (out for the season), Grant Polk (out until December) and Nasir Hines (ineligible this fall). Alessanco is nursing a preseason injury that will have him sidelined for the entirety of the season, while Polk is dealing with a right leg injury that will keep him on the bench for the opening month.

KEY STAT

Lamont Paris's teams are 6-3 (.667) in season openers during his time as head coach, including 3-1 as the leader of the Gamecocks.

BY THE NUMBERS

17-3 - Carolina is **17-3** over the last 20 games when holding its opponents below 40.0% shooting from the floor.

89.7% - The Gamecocks scorched the net from the free throw line in the first exhibition over Wake Forest, shooting 26-of-29 for **89.7%**.

93rd - The first installment of the KenPom rankings are out and the Gamecocks are **93rd** in the preseason standings.

34 - The team made **34** free throws in an 84-69 win over Texas on Feb. 22, 2026, the most in the Lamont Paris era at Carolina. The last time the Gamecocks hit 30 or more free throws in a game was 35 made foul shots in the four OT thriller against Alabama on Feb. 7, 2017.

824 - South Carolina attempted a program high **824** three point attempts a season ago, knocking down 256 for a 31.1%.

78.1 - The Gamecocks posted a program best **78.1%** from the charity stripe last season, connecting on 532 of 681 attempts.

318 - Ball security was evident with the 2025-26 team as the Gamecocks only surrendered **318** turnovers, the fewest in a single season in program history.

9.9 - South Carolina averaged just **9.9** turnovers per game in 2025-26, the lowest average in a single season in Gamecock history.

43 & 16 - Last season the Gamecocks had a game against Southern Miss, attempting a program record **43** three pointers and dropping **16** threes in the game, the second most in a single game in school history.

8 - Head Coach Lamont Paris ranks **8th** all time in school history for wins, currently sitting at 62.

62-49 - The Garnet & Black hold a career record of **62-49** in overtime games, including 1-2 last season and 5-5 overall with Paris at the helm.

19 - Following the 2025-26 campaign, Meechie Johnson moved into **19th** all time in school history for points in a Gamecock uniform with 1,395.

2,447 - Last season, Carolina yielded **2,447** points for the most points allowed in a single season.

504 - Carolina's opponents dished out **504** assists in 2025-26, the most dimes in a single season surrendered by the Gamecocks.

322 - South Carolina forced just **322** turnovers a season ago (10.1 average), the fewest forced in a single season.

16-2 - The Gamecocks have a **16-2** record under Lamont Paris when shooting 50.0% or higher. One of the losses came at Missouri in Lamont Paris' first season in 2023 and the other was Feb. 3, 2026 at Texas.

22-2 - The Gamecocks are **22-2** record under Paris when scoring 80 or more points. Both losses came in OT at home last season to Virginia Tech (Dec. 2) and LSU (Jan. 31).

49-11 - The Gamecocks are **49-11** in 4 seasons under Paris when holding teams below 70 points (.817 win %).

29-4 - Carolina is **29-4** under Paris last season when holding its opponents below 40% shooting from the floor. The team was 5-1 last season when accomplishing the defensive feat.

8-0 - The Gamecocks are **8-0** all-time under Paris when the team shoots 50.0% or higher from behind the arc. Carolina shot 57.1% (12-of-21) from 3 in a road win at LSU last season for the highest 3-pt % for the team in the Paris era.

11-0 - The team is **11-0** all-time under Paris when dishing out 20 or more assists. Seven games came in the historic 2023-24 season with a high of 25 helpers in the win at Georgia on Feb. 3, 2024.

13-2 - The Gamecocks are **13-2** under Paris when the team makes 30 or more FGs. Carolina made 34 field goals (team high in the Paris era), shooting 57.6% (another team high in the Paris era) in an 87-58 victory over Radford on Nov. 18.

4-0 - The Gamecocks were **4-0** last season when the bench scored 40 or more points.

97 - South Carolina scored **97** points in a win vs. Mississippi Sate on Feb. 21. It was the most points in the Paris era over the last four seasons and the fourth-most ever for the program in an SEC game (have scored 90+ 18 times since joining SEC in 1991-92).

21-8 - The Gamecocks are **21-8** under Paris when making 10 or more 3s in a game - including 6-2 a season ago.

5-12 - The Gamecocks were **5-12** last season when having less TOs than their opponents.

1-9 - Carolina was **1-9** in 2025-26 when the team scores 69 points or less.

9-2 - Carolina was **9-2** during the 2025-26 campaign when the team scored 80 or more points.

5-14 - The Gamecocks finished last season with a **5-14** record when losing the rebounding battle.

8-0 - The team is **8-0** all-time under Paris when the team shoots 50.0 percent or higher from behind the arc, including 2-0 last season.

10 - Paris has been a part of **10** NCAA Tournament teams as a Division I assistant/head coach with his first appearance at South Carolina coming last season.

18 - He has been a part of **18**, 20-win seasons as a college head and assistant coach.

.696 - In his 17 seasons as a collegiate assistant coach, teams associated with Paris were 497-217 (**.696**) with five conference titles and 12 NCAA Tournament appearances, reaching two Final Fours.



Collin Murray Boyles is entering his second season with the Toronto Raptors. CMB is fresh off a rookie season in which he earned NBA All-Rookie Second Team, averaging 8.5 points, 5.0 boards and 1.9 assists. During the 2026 NBA playoffs, he averaged 14.4 points per game, 6.4 rebounds and 2.4 assists in seven games played.



HEAD COACH LAMONT PARIS

HEAD COACH | 10TH SEASON OVERALL | 149-140 (.516) | FIFTH SEASON AT SOUTH CAROLINA | 62-68 (.477)

THE PARIS FILE

COACHING

Experience
30th year

College Head Coach Experience
10th season

Hire Date At Carolina
Thursday, March 24, 2022

PERSONAL

Hometown
Findlay, Ohio

Alma Mater
Wooster, 1996 (Bachelors - Economics)
Indiana State, 2000 (Masters - Rec. & Sport Mgmt.)

COACHING RESUME

College Assistant Coach
Wooster, 1997-98
DePauw, 1998-99
IUP, 2000-04
Akron, 2004-10
Wisconsin, 2010-17

College Head Coach
Chattanooga, 2017-22
South Carolina, 2022-present

Lamont Paris, who has been a part of 10 NCAA Division I Tournaments and 18 20-win seasons as a college head and assistant coach, was named the University of South Carolina's 33rd head coach by former Director of Athletics Ray Tanner on Thursday, March 24, 2022.

Paris became the first African-American head coach in the history of the Gamecock men's basketball program. The 2024 SEC Coach of the Year enters his fifth season at the helm of the program following a 13-19 record in 2025-26 that featured a roster with 10 newcomers.

During his four seasons with the Gamecocks, Paris has accumulated a 62-68 overall record, highlighted by the historic 2023-24 campaign in which he earned SEC Coach of the Year and was a finalist for both the Naismith National Coach of the Year and the Jim Phelan National Coach of the Year.

That season, Paris and his staff helped orchestrate the greatest single-season turnaround in program history as South Carolina went 26-8 and returned to the NCAA Tournament for the first time since 2017. The 26 victories tied the 2016-17 Final Four team for the most single-season wins in program history. The team's 25 regular season wins were a new program record. The Gamecocks went 13-5 in SEC play, good for a T-2nd finish in the league, tying the 1997 SEC title team for the most SEC wins in program history (Carolina joined the league in 1991-92). South Carolina won seven SEC games on the road during the historical run, tying the 1996-97 team for the most SEC victories away from home in a single season. The team finished the year ranked No. 23 in the final USA Today Coaches Poll and No. 25 in the final AP Top-25 ranking, representing the first time since 1998 that Carolina finished the season ranked inside the AP poll.

The 2023-24 team welcomed nine newcomers, including four key transfer additions in 2023-24. Guards Ta'Lon Cooper and Meechie Johnson were named Second Team All-SEC, marking the first time the Gamecocks had multiple All-SEC selections since 2009. Cooper averaged 4.2 assists per game and finished 8th in the country in assists-to-turnover ratio (3.51:1). Johnson led the team in scoring, averaging a career-best 14.1 points per game, scoring 20 or more points on 10 occasions. Forward Collin Murray-Boyles was named to the SEC All-Freshman Team after averaging 10.4 points, 5.7 rebounds, 1.0 blocks and 1.0 steals per game.

The following season in 2024-25, Paris helped guide Murray-Boyles to one of the best individual seasons by a Gamecock in recent memory. The local product from Columbia averaged 16.8 points, 8.3 rebounds, 2.4 assists, 1.5 steals and 1.3 blocks per game en route to being named Second Team All-SEC. He became the first Gamecock since Jimmy Foster in 1983-84 to average at least 16.0 points and 8.0 rebounds, per contest. In Power Five leagues (ACC, Big 12, Big East, Big Ten & SEC), Murray-Boyles and Kansas' Hunter Dickinson were the only players to average at least 16.0 points, 8.0 rebounds, 2.0 assists, 1.0 steals and 1.0 blocks per game while shooting above 50.0% from the floor. He was selected ninth overall by the Toronto Raptors in the 2025 NBA Draft, becoming the first lottery pick (top-14 selection) in program history in the modern draft era (lottery started in 1985).

The 2024-25 campaign saw the Gamecocks face a program record 14 opponents ranked in the AP Top-25. Carolina dropped nine games by five points or less, eight of which came in SEC play and SEC Tournament action. The league slate was highlighted by a 72-53 victory over Arkansas on March 1, a game in which Murray-Boyles scored a career-high 35 points on 12-of-16 shooting. The Gamecocks non-conference schedule was highlighted by a 91-89 overtime victory over in-state rival No. 25 Clemson. It was the fourth top-25 win for Paris at South Carolina. Carolina went 3-0 against teams from the ACC in non-conference action with wins versus Virginia Tech, Boston College and Clemson.

In his first season (2022-23), South Carolina had an overhauled roster with eight new players, including just 14.9 percent of the team's scoring and 18.4 percent of the minutes played returning from the season prior. The Gamecocks defeated Clemson at home, 60-58, for the first time since Dec. 19, 2014 as Chico Carter Jr. hit the game-winning bucket with 0.9 seconds remaining. Paris became the first Gamecock head coach since Dave Odom in 2001 to defeat the in-state Tigers in his first season. The conference slate was highlighted by road wins at Kentucky, at Ole Miss and at LSU. The Gamecocks wire-to-wire victory at Rupp Arena on Jan. 10 was the team's first there since 2009 and just the program's third all-time win in Lexington since joining the SEC (1992). Paris joined Eddie Fogler (1997) and Darrin Horn (2009) as the only Gamecock head coaches all-time to win in the historic building.

Paris came to Carolina after five seasons as the head coach at University of Tennessee at Chattanooga, coaching the Mocs to an 87-72 overall record (.547), including a 65-29 mark the last three seasons.

PARIS' CAREER RECORD, YEAR-BY-YEAR

SEASON	RECORD	CONFERENCE (FINISH)	POSTSEASON
2017-18 (CHATT)	10-23	3-15 (10th)	-
2018-19 (CHATT)	12-20	7-11 (5th)	-
2019-20 (CHATT)	20-13	10-8 (T-5th)	-
2020-21 (CHATT)	18-8	9-7 (4th)	-
2021-22 (CHATT)	27-8	14-4 (1st)	0-1 ; NCAA First Round
2022-23 (SC)	**11-21**	**4-14 (12th)**	**-**
2023-24 (SC)	**26-8**	**13-5 (T-2nd)**	**0-1 ; NCAA First Round**
2024-25 (SC)	**12-20**	**2-16 (16th)**	**-**
2025-26 (SC)	**13-19**	**4-14 (14th)**	**-**
Totals	***149-140 (.516)***	***66-94 (.413)***	***0-2 (.000) • 2 NCAAs***



GAMECOCK SUPERLATIVES UNDER PARIS (FIRST SEASON WAS 2022-23)

Most Field Goals Made
1. 34, Radfod, Nov. 18, 2025
T2 33, UAlbany, Dec. 30, 2025
33, George Washington, Dec. 1, 2023
T4, 32, at Georgia, Feb. 28, 2026
32, Arkansas, Mar. 14, 2024
32, Mississippi State, Mar. 9, 2024 (OT game)

Most Field Goals Attempted
1. 72, at Vanderbilt, Jan. 5, 2023
2. 71, VMI, Nov. 13, 2023
3. 69, LSU, Jan. 31, 2026
T4. 68, Winthrop, Dec. 19, 2023
68, at Georgia, Jan. 28, 2023

Highest Field Goal Percent
1. 60.0 percent (30-55), UAlbany, Dec. 30, 2025
2. 59.2 percent (29-49), SC State, Dec. 22, 2025
3. 57.6 percent (34-59), Radford, Nov. 18, 2025
4. 56.4 percent (31-55), vs. Virginia Tech, Nov. 10, 2023
5. 55.4 percent (31-56), Miss. State, Feb. 21, 2026

Lowest Field Goal Percent
1. 25.0 percent (12-48), #8/9 Tennessee, Jan. 7, 2023
2. 25.9 percent (15-58), #19/21 Florida, Jan. 28, 2026
3. 28.1 percent (16-57), #12/12 Auburn, Mar. 15, 2024
4. 29.3 percent (17-58), #14/14 Miss. State, Jan. 25, 2025
T5. 30.9 percent (17-55), Missouri, Feb. 7, 2026
30.9 percent (17-55), at Alabama, Jan. 9, 2024

Most 3-Point Field Goals Made
1. 18, George Washington, Dec. 1, 2023
2. 16, Southern Miss, Nov. 9, 2025
3. 15, at LSU, Feb. 18, 2023
T4. 14, UAlbany, Dec. 30, 2025
14, NC A&T, Nov. 4, 2025

Most 3-Point Field Goals Attempted
1. 43, Southern Miss, Nov. 9, 2025
2. 36, at #4/4 Tennessee, March 8, 2025
3. 35, George Washington, Dec. 1, 2023
4. 34, Northwestern, Nov. 23, 2025
T5. 32, NC A&T, Nov. 4, 2025
32, vs. Virginia Tech, Nov. 27, 2024
32, at LSU, Feb. 18, 2023

Highest 3-Point Field Goal Percentage (min. 10 attempts)
1. 57.1% (12-21), at LSU, Jan. 6, 2026
2. 55.0 (11-20), at Kentucky, Jan. 10, 2023
3. 54.5 (12-22), USC Upstate, Nov. 6, 2023
4. 52.6 (10-19), at Boston College, Dec. 3, 2024
5. 52.2 (12-23), East Carolina, Dec. 7, 2024

Most Free Throws Made
1. 34, Texas, Feb. 22, 2025
2. 31, SC State, Dec. 22, 2025
T3. 25, Presbyterian, Nov. 12, 2025
25, Radford, Dec. 22, 2024
5. 24, #25 Clemson, Dec. 17, 2024

Most Free Throws Attempted
1. 45, Texas, Feb. 22, 2025
2. 36, SC State, Dec. 22, 2025
T3. 34, #25 Clemson, Dec. 17, 2024
34, vs. DePaul, Nov. 17, 2023
T5. 32, Presbyterian, Nov. 12, 2025
32, Georgia, Jan. 16, 2024

Highest Free Throw Percentage (min. 10 attempts)
T1. 100 percent (12-12), at Texas A&M, Jan. 24, 2026
100 percent (12-12), Winthrop, Dec. 19, 2023
3. 94.4 percent (17-18), at LSU, Feb. 18, 2023
4. 94.1 percent (16-17), UAlbany, Dec. 30, 2025
5. 93.3 percent (14-15), #8/9 Tennessee, Jan. 7, 2023

Most Offensive Rebounds
T1. 21, #14/14 Miss. State, Jan. 25, 2025
21, VMI, Nov. 13, 2023
3. 19, Clemson, Nov. 11, 2022
T4. 18, SC State, Nov. 8, 2024
18, Winthrop, Dec. 19, 2023
18, Eastern Michigan, Dec. 30, 2022

Most Defensive Rebounds
1. 38, at Vanderbilt, Jan. 5, 2022
2. 35, USC Upstate, Nov. 6, 2023
3. 34, WKU, Dec. 22, 2022
T4. 33, Radfod, Nov. 18, 2025
33, SC State, Nov. 8, 2024
33, at Florida, Jan. 25, 2023

Most Total Rebounds
T1. 51, SC State, Nov. 8, 2024
51, WKU, Dec. 22, 2022
3. 50, Clemson, Nov. 11, 2022
4. 46, Eastern Michigan, Dec. 30, 2022
T5. 45, #14/14 Miss. State, Jan. 25, 2025
45, USC Upstate, Nov. 6, 2023
45, at Florida, Jan. 25, 2023

Most Personal Fouls
1. 26, at Clemson, Dec. 16, 2025
T2. 25, vs. Butler, Nov. 21, 2025
25, at Vanderbilt, Jan. 5, 2022
T4. 24, Miss. State, Feb. 21, 2026
24, at Texas, Feb. 3, 2026
24, Georgia, Jan. 16, 2024
24, vs. Grand Canyon, Nov. 19, 2023
24, vs. DePaul, Nov. 17, 2023

Most Points
1. 97, Miss. State, Feb. 21, 2026
2. 96, UAlbany, Dec. 30, 2025
3. 95, SC State, Dec. 22, 2025
4. 94, Florida A&M, Dec. 30, 2023
5. 93, Mississippi State, Mar. 9, 2024 (OT game)

Fewest Points
1. 42, #8/9 Tennessee, Jan. 7, 2023
2. 45, at #11/13 Tennessee, Feb. 25, 2023
3. 47, at Alabama, Jan. 9, 2024
4. 48, #19/21 Florida, Jan. 28, 2026
5. 51, Miss. State, Jan. 31, 2023

Most Assists
1. 25, at Georgia, Feb. 3, 2024
2. 24, NC A&T, Nov. 4, 2025
3. 23, Radfod, Nov. 18, 2025
4. 22, at Texas A&M, Feb. 28, 2024
T5. 21, Vanderbilt, Feb. 10, 2024
21, Florida A&M, Dec. 30, 2023

Fewest Turnovers
1. 3, George Washington, Dec. 1, 2023
2. 4, No. 11/11 Vanderbilt, Jan. 3, 2026
T3. 5, Charleston Southern, Nov. 28, 2025
5, Georgia, March 4, 2025
T5. 6, Miss. State, Feb. 21, 2026
6, LSU, Jan. 31, 2026
6, at LSU, Jan. 6, 2026
6, Presbyterian, Nov. 12, 2025
6, Charleston Southern, Dec. 16, 2023
6, Presbyterian, Dec. 11, 2022

Most Turnovers
1. 25, at Vanderbilt, Jan. 15, 2025
T2. 19, #14/14 Miss. State, Jan. 25, 2025
19, Clemson, Nov. 11, 2022
T4. 18, Southern Miss, Nov. 9, 2025
18, at LSU, Feb. 18, 2025
18, Miss. State, Jan. 31, 2023
18, at Georgia, Jan. 28, 2023
18, #8/9 Tennessee, Jan. 7, 2023

Most Blocks
T1. 8, UNF, Nov. 4, 2024
8, Georgia, Jan. 16, 2024
3. 7, vs. Davidson, Nov. 18, 2022
T4. 6, Radford, Dec. 22, 2024
6, SC State, Nov. 8, 2024
6, #24/24 Florida, Mar. 2, 2024
6, Kentucky, Jan. 23, 2024
6, George Washington, Dec. 1, 2023
6, Georgia, March 4, 2023

Most Steals
1. 13, #14/14 Miss. State, Jan. 25, 2025
2. 10, #8/9 Tennessee, Jan. 7, 2023
T3. 9, LSU, Jan. 31, 2026
9, at Georgia, Jan. 28, 2025
9, ECU, Dec. 17, 2022

Most Points By Opponent
1. 108, at #17/17 Arkansas, Jan. 14, 2026
T2. 101, at #14/16 Missouri, Feb. 25, 2025
101, #13/12 Auburn, Feb. 14, 2024
4. 95, #19/21 Florida, Jan. 28, 2026
5. 94, Texas A&M, Jan. 14, 2023

Fewest Points By Opponent
1. 43, Elon, Dec. 22, 2023
2. 48, Radford, Dec. 22, 2024
3. 51, at Boston College, Dec. 3, 2024
4. 52, Stetson, Dec. 6, 2025
T5. 53, Arkansas, March 1, 2025
53, USC Upstate, Dec. 14, 2024
53, Notre Dame, Nov. 28, 2023
53, USC Upstate, Nov. 25, 2022

Most Field Goals Made By Opponent
1. 43, at #17/17 Arkansas, Jan. 14, 2026
2. 40, at #14/16 Missouri, Feb. 25, 2025
3. 38, #19/21 Florida, Jan. 28, 2026
T4. 36, at #13/12 Auburn, Feb. 14, 2024
36, at #11/13 Tennessee, Feb. 25, 2023

Fewest Field Goals Made By Opponent
1. 15, Arkansas, March 1, 2025
T2. 16, Towson, Nov. 12, 2024
16, Elon, Dec. 22, 2023
16, Winthrop, Dec. 19, 2023
T5. 17, Radfod, Nov. 18, 2025
17, Notre Dame, Nov. 28, 2023

Highest Opponent Field Goal Percent
1. 63.5 (40-63), at #14/16 Missouri, Feb. 25, 2025
2. 62.3 (38-61), #19/21 Florida, Jan. 28, 2026
3. 61.0 (36-59), at #13/12 Auburn, Feb. 14, 2024
4. 60.4 (32-53), at #3/3 Florida, Feb. 15, 2025
5. 59.6 (28-47), vs. Oregon, Mar. 21, 2024

Lowest Opponent Field Goal Percent
1. 28.8% (15-52), Arkansas, March 1, 2025
2. 29.6% (16-54), Towson, Nov. 12, 2024
3. 30.9% (17-55), Radfod, Nov. 18, 2025
4. 32.0% (16-50), Elon, Dec. 22, 2023
5. 32.1% (18-56), Stetson, Dec. 6, 2025

Most Rebounds By Opponent
T1. 48, Kentucky, Feb. 24, 2026
48, vs. Butler, Nov. 21, 2025
48, Vanderbilt, Feb. 14, 2023
48, Texas A&M, Jan. 14, 2023
48, #8/9 Tennessee, Jan. 7, 2023

Fewest Rebounds By Opponent
1. 20, Stetson, Dec. 6, 2025
2. 22, SC State, Dec. 22, 2025
T3. 23, Presbyterian, Dec. 30, 2024
23, vs. Virginia Tech, Nov. 10, 2023
5. 24, Radford, Dec. 22, 2024

Most Turnovers By Opponent
1. 17, #14/14 Miss. State, Jan. 25, 2025
T2. 16, VMI, Nov. 13, 2023
16, Miss. State, Jan. 31, 2023
T4. 15, UAlbany, Dec. 30, 2025
15, USC Upstate, Dec. 14, 2024
15, at Alabama, Jan. 9, 2024
15, Elon, Dec. 22, 2023

BOLD happened this season

QZ Records in 2025-26 SZN

The quarter-zip has been a featured staple of head coach Lamont Paris' wardrobe since he arrived on campus in late March of 2022. Gamecock fans across the country began to quickly realize through various posts on social media and appearances made by Paris throughout the community how important this article of clothing was to him. His commitment to wearing the 1/4 zip in any and all situations with weather playing zero factor also became very apparent. If it's 95 degrees with 100 percent humidity in the heart of July in famously hot Columbia, the chances of seeing Paris in a 1/4 zip are in the 99th percentile.

The Q-zip, as its affectionally become known by South Carolina fans far and wide, is a popular choice for fall and winter weather. It's versatile and dynamic. It's light and comfortable enough to be worn indoors, but it also is thick and durable enough to layer up when a jacket is too heavy for full comfort. Every quarter-zip is different with different features like zippered pockets for added storage. You have a number of different options to style it by simply just adjusting the zipper height.

A 1/4 zip camera has been added to all home games at CLA in honor of Paris' fashion icon status amongst the Gamecock faithful.

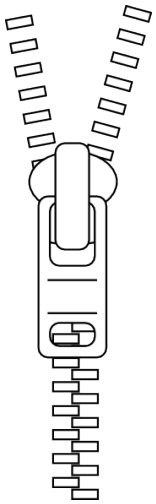



Black with garnet circle/ white outlined Block C logo.



Garnet with black circle/ white outlined Block C logo.



Black with Carolina men's basketball wordmark.



Black stripes with Gamecock logo.



Black with whie circle/garnet outlined Block C logo.



White with Gamecock logo.



Script Carolina with CVC patch on sleeve.



Black with Gamecock men's basketball wordmark.

GAMECOCK BASKETBALL ASSISTANT COACHES & SUPPORT STAFF



> Tanner Bronson, Assistant Coach (Wisconsin, '08)

- Served in same capacity at Chattanooga for five seasons (2017-22) under Paris ; fifth season at South Carolina
- Was assistant at St. Louis (2012-16) prior to joining the Mocs ; team won 103 games in his five seasons there and made three NCAA appearances, winning a game each time
- Went from manager, to walk-on to scholarship player at Wisconsin under Bo Ryan ; was on four NCAA teams (Elite Eight in 05' and Sweet Sixteen in 08')



> Bob Donewald Jr., Assistant Coach (Western Michigan, '93)

- First season with the Gamecocks - brings over 30 years of coaching experience at the professional, collegiate and international levels
- Spent the last six seasons working as an assistant coach for Chris Beard at Ole Miss (2023-26), Texas (2021-23) and Texas Tech (2019-21)
- Head Coach of Chinese National Team and led the team into the 2012 London Olympics



> Steve Smith, Assistant Coach (Trinity College, '02)

- First season with the Gamecocks - served the last 13 years at three ACC programs
- Most recently spent two seasons at Boston College as an assistant for Earl Grant following a five-year stint on Leonard Hamilton's staff at Florida State
- Played two seasons at Morgan State before enlisting in the Army from 1994-2000 - enrolled at Trinity College in 2000 and graduated with a degree in information systems in 2002



> David McKinley, Assistant Coach (Ohio, '13)

- Fifth season at Carolina ; was on Paris' staff at Chattanooga for five seasons (2017-22) in variety of roles
- Served as Director of Player Development in first season at Carolina (2022-23) ; was assistant coach for the Mocs for three seasons (2019-22)
- Played collegiately at Ohio University where he was a four-year letterwinner from 2010-13 ; team captain his last two years and member of Bobcat team that won school record 29 games and advanced to the Sweet Sixteen



> Sam Dekker, Assistant Coach (Wisconsin)

- First year at South Carolina after an 11-year career at the professional level in both the NBA and overseas
- Played three seasons at Wisconsin under Paris - compiled a 91-24 overall record with a pair of Final Four trips, including finishing national runner-up in 2015
- Drafted 18th overall in 2015 by the Houston Rockets - went on to play 201 career NBA games for five different teams



> Colby Arendale, Director of Operations (Chattanooga, '18)

- Fifth season at Carolina ; served in the same capacity at Chattanooga under Paris for the three seasons (2019-22)
- Was a student manager in 2017-18 and then a graduate manager for the Mocs from 2018-19
- Serves as the point person for travel, team logistics and manages other organizational needs for the program



> Carey Rich, Director of Player Personnel & Relations (South Carolina, '95)

- First official hire of the Paris era at South Carolina ; enters his fifth season with the team
- Served seven years as superintendent with the City of Columbia's Parks and Recreation Department
- Played one season at Western Carolina before returning home to finish his career with the Gamecocks (1993-95) ; scored 784 career points in Garnet & Black and dished out 340 assists in 79 games ; his 4.30 assists per game average is sixth all-time at Carolina



> Roman DiPasquale, Director of Video Services (Wisconsin, '11)

- Fifth season at South Carolina ; was on the Chattanooga staff all five seasons (2017-22) under Paris serving in a variety of roles
- Worked as the video coordinator at Stanford (2014-16)
- Also had stints in the NBA with Portland (2013-14) and Philadelphia (2011-12) ; was a student manager at Wisconsin



Dom Campo
Recruiting & Scouting Assistant



Scott Greenawalt
Strength & Conditioning



Mark Rodger
Athletic Trainer



Kacey Friedman
Assistant Director of Operations



David Fox
Associate Dir. Communications & PR



Patrick Hellyer
Creative Media Producer



Megan Christian
Sports Performance Nutritionist



Kaitlyn McCanna-Doty
Director of Academics



Tyson Lusk
Senior Associate AD
Sport Admin



COLONIAL LIFE ARENA *(TEAM'S THREE SELLOUTS LAST SEASON TIED 15-16 FOR MOST IN CLA HISTORY)*

HOME OF GAMECOCK BASKETBALL SINCE 2002 • COLONIAL LIFE ARENA RECORD: 265-131 (.669)

FUN FACTS ABOUT COLONIAL LIFE ARENA

> **16,880** cubic yards of earth moved, which is enough to fill 222 swimming pools

> **3,848** tons of steel, which would weigh equal to 96,200 quarters, which would equal $24,050

> **125** miles of cable, which would stretch between Columbia and Folly Beach

> **1,872** tons of cooling, which would cool an average of 12 grocery stores

> **205,384** bricks and **60,137** concrete blocks, which would stretch the entire length of Lake Murray (41 miles)

> **8,750** gallons of paint, which would paint approximately 115 average Columbia 2-story houses

> **4,781** square yards of carpet, which would carpet approximately the field at Williams-Brice Stadium

> **443** people working on building the arena at a given time, which would staff 44 fast food restaurants

> **1,158,000** man-hours to complete Colonial Life Arena, which would equal two working hours from each person living in the Columbia Metro area



CHRIS SILVA THROWS IN A SILVA SLAM FOR TWO OF HIS 27 POINTS THAT LED THE GAMECOCKS TO VICTORY VS. NO. 18 KENTUCKY, 76-68, ON JAN. 16, 2018. CAROLINA TRAILED BY AS MANY AS 14 POINTS IN THE SECOND HALF.

KEY ARENA DATES/ MEMORABLE MOMENTS

> **April 2001 -** Construction begins

> **Nov. 24, 2002 -** Carolina defeates ETSU, 71-66, in its first contest in the building

> **Jan. 8, 2003 -** The Gamecocks post a 55-49 win in the first SEC contest at the building over Ole Miss.

> **March 15, 2006 -** Carolina defeats Western Kentucky, 74-55, in the first round of the Postseason NIT. The Gamecocks would go on to win their second straight NIT Championship later that month.

> **Jan. 21, 2009 -** Zam Fredrick scores on a last second lay-in to propel the Gamecocks past Florida, 70-69, at the buzzer. Carolina would go on to capture the 2009 SEC Eastern Division Co-Championship.

> **Jan. 26, 2010 -** Led by heralded senior Devan Downey, Carolina posted its first win over a No. 1 ranked opponent (AP poll) in school history when it defeated top-ranked Kentucky, 68-62.

> **Feb. 7, 2017 -** The Gamecocks would battle Alabama into a four-overtime contest, with the Crimson Tide eventually closing the 90-86 win. Senior guard Sindarius Thornwell scored 44 points and pulled down 21 rebounds in the game. Carolina would go on to its first Final Four in program history later that season.

> **Nov. 15, 2019 -** Carolina captures its 200th victory at Colonial Life Arena with a 90-63 win over Cleveland State.

> **Jan. 23, 2024 -** The Gamecocks dominated No. 6/6 Kentucky, 79-62. It was the program's highest margin of victory ever over a top-10 team ever.





DEVAN DOWNEY VS. KENTUCKY, JAN. 26, 2010 - HE SCORED 30 POINTS AS CAROLINA BEAT THE TOP-RANKED WILDCATS, 68-62.



TA'LON COOPER TIED A CAREER-HIGH WITH 20 POINTS IN A 79-62 ROUT OVER NO. 6/6 KENTUCKY ON JAN. 23, 2010. CAROLINA HELD THE NATION'S BEST SCORING OFFENSE TO A SEASON-LOW IN POINTS.

GAMECOCKS' 25-26 RECORD WHEN ...

At home	11-8
On the road	2-8
At neutral sites	0-3
In overtime	1-2
vs. Top 25 team	0-6
vs. Top 10 team	-
vs. Top 5 team	-
Leading at half	13-1
Trailing at half	0-17
Tied at half	0-1
Shooting 50% or better	5-1
Shooting between 39-49.9%	8-11
Shooting less than 39%	0-7
Opp. shooting 50% or better	0-9
Opp. shooting between 39-49.9%	8-9
Opp. shooting less than 39%	5-1
Shooting better than opp.	10-1
Shooting worse than/equal to opp.	3-18
Starters out-score opp. starter	11-5
Opp. starters score/equal more	2-14
Bench out-scores opp. bench	9-7
Opp. bench scores/equals more	4-12
Having more FTs than opp.	9-9
Having equal/less FTs than opp.	4-10
Have more TOs than opp.	6-8
Having equal/less TOs than opp.	7-11
Having more rebounds than opp.	7-5
Having equal/less rebounds than opp.	6-14
Making 8 or more 3FGs	9-8
Having 15 or more assists	10-3
Score more points in paint than opp.	4-2
Scoring equal/less points in paint than opp.	9-17
Scoring more points off TOs than opp.	8-6
Scoring equal/less points off TOs than opp.	5-13
Scoring more 2nd-chance points than opp.	7-7
Scoring equal/less 2nd-chance points than opp.	6-12
Scoring more fast break points than opp.	2-1
Scoring equal/less fast break points than opp.	11-18
Wearing Regular White uniforms	11-6
Wearing Garnet uniforms	1-3
Wearing Black uniforms	1-5
Wearing Black Palmetto uniforms	0-2
Wearing Throwback White uniforms	0-3
Playing on live TV/live broadcast	13-19
Playing in November	5-2
Playing in December	4-2
Playing in January	2-7
Playing in February	2-7
Playing in March	0-1
Playing a day-game	5-8
Playing a night-game	7-11
Playing on a Monday	1-0
Playing on a Tuesday	5-6
Playing on a Wednesday	1-3
Playing on a Thursday	-
Playing on a Friday	1-1
Playing on a Saturday	4-8
Playing on a Sunday	1-1
Scoring margin is 5 points or less	2-5
Margin is between 6-10	3-4
Margin is between 11-20	4-7
Margin is more than 20	4-3
Scoring 59 points or less	0-3
Scoring 60-69 points	1-6
Scoring 70-79 points	3-8
Scoring 80-89 points	5-2
Scoring 90-99 points	4-0
Scoring 100+ points	-

MISCELLANEOUS

Current streak	L1
Home court streak	L2
Away streak	W1
Neutral court streak	L4

Scoring Leaders	'25-26	Career
Meechie Johnson	21	43*
Elijah Strong	6	6*
Mike Sharavjamts	5	5*
Myles Stute	1	3*
Kobe Knox	2	2*
Eli Ellis	1	1

Rebounding Leaders	'25-26	Career
Mike Sharavjamts	18	18*
Meechie Johnson	3	10*
Myles Stute	6	9*
Kobe Knox	6	6*
Eli Ellis	3	3
Nordin Kapic	3	3*
Hayden Assemian	2	2
EJ Walker	1	1
Chirst Essandoko	1	1*

Assists Leaders	'25-26	Career
Meechie Johnson	19	49*
Kobe Knox	7	7*
Mike Sharavjamts	5	5*
Eli Ellis	4	4
Myles Stute		1*

Blocks Leaders	'25-26	Career
Mike Sharavjamts	19	19*
Jordan Butler	4	9*
Kobe Knox	5	5*
Hayden Assemian	5	5
Myles Stute	3	5*
Meechie Johnson	3	3*
Elijah Strong	3	3*
EJ Walker	3	3
Christ Essandoko	2	2*
Grant Polk	2	2
Nordin Kapic	1	1*

Steals Leaders	'25-26	Career
Meechie Johnson	14	37*
Myles Stute	7	14*
Kobe Knox	12	12*
Mike Sharavjamts	7	7*
Eli Ellis	6	6
Elijah Strong	4	4*
Jordan Butler	2	4*
Hayden Assemian	2	2
Grant Polk	1	1
Christ Essandoko	1	1*

Double-Figure Scoring	'25-26	Career
Meechie Johnson	26	74
Kobe Knox	18	55
Myles Stute	6	51
Mike Sharavjamts	19	46
Elijah Strong	17	30
Nordin Kapic	4	22
Eli Ellis	12	12
Christ Essandoko		6
Grant Polk	3	3
Jordan Butler	1	2
Hayden Assemian	1	1

20+ points	'25-26	Career
Meechie Johnson	12	26
Myles Stute		5
Kobe Knox	2	3
Elijah Strong	2	3
Mike Sharavjamts	1	1
Christ Essandoko		1
Nordin Kapic		1

30+ points	'25-26	Career
Meechie Johnson	2	2
Elijah Strong	1	1

Double-Figure Rebounding	'25-26	Career
Christ Essandoko		4
Nordin Kapic		2
Elijah Strong		2
Mike Sharavjamts	1	1
Kobe Knox	1	1
Myles Stute		1

Miscellaneous

Largest Halftime Lead		
SC	25	at LSU, 1/6/26
Opp	28	#19/21 Florida, 1/28/26
Smallest Halftime Lead		
SC	2	vs. Charleston So., 11/28/25
Opp	2	Northwestern, 11/23/25
Fewest Points In First Half		
SC	20	vs. #19/20 Florida, 1/28/26
Opp	22	PC, 11/12/25
Most Points In First Half		
SC	50	at LSU, 1/6/26
Opp	50	at #17/17 Arkansas, 1/14/26
Fewest Points In Second Half		
SC	28	at LSU, 1/6/26
Opp	27	2x, last vs. The Citadel 12/13/25
Most Points In Second Half		
SC	51	Miss. State, 2/21/26
Opp	58	at #17/17 Arkansas, 1/14/26
Most Points in Overtime		
SC	13	2x, last vs. Virginia Tech, 11/25/25
Opp	16	Virginia Tech, 11/25/25
Largest Margin of Victory		
SC	31	vs. Stetson, 12/6/25
Opp	47	#19/21 Florida, 1/28/26
Smallest Margin of Victory		
SC	3	at Ole Miss, 3/7/26
Opp	2	Northwestern, 11/23/25

5+ assists	'25-26	Career
Meechie Johnson	14	31
Mike Sharavjamts	4	25
Kobe Knox	5	9
Eli Ellis	3	3

3+ steals	'25-26	Career
Meechie Johnson	6	9
Kobe Knox	2	8
Mike Sharavjamts		6
Nordin Kapic		3
Myles Stute		2
Eli Ellis	1	1
Elijah Strong	1	1

2+ blocks	'25-26	Career
Mike Sharavjamts	7	14
Jordan Butler		12
Kobe Knox		11
Christ Essandoko		9
Nordin Kapic		5
Elijah Strong		2
Myles Stute		2
Hayden Assemian	2	2
Meechie Johnson	1	1

Double-Doubles	'25-26	Career
Elijah Strong		2
Christ Essandoko		1
Nordin Kapic		1
Kobe Knox	1	1
Mike Sharavjamts	1	1
Myles Stute		1

Dunks	'25-26	Career
Kobe Knox	17	17*
Mike Sharavjamts	12	12*
Hayden Assemian	8	8
Jordan Butler	5	5*
Myles Stute	3	5*
Cam Scott		4
Meechie Johnson	2	3*
Christ Essandoko	3	3*
Elijah Strong	2	2*
EJ Walker	1	1

- tied for team lead also included

- * indicates at Carolina ONLY

2025-26 GAME-BY-GAME

	Date	Result	FG-A	Pct	3FG-A	Pct	FT-A	Pct	O-D-Total	PF	Pts	A	TO	Blk	Stl	Min	Half
NC A&T at			**26-60**	**43.3%**	**4-11**	**36.4%**	**16-22**	**72.7%**	**7-24-31**	**17**	**72**	**12**	**12**	**3**	**9**	**200**	**28**
South Carolina	**11/4/25**	**W**	**31-63**	**49.2%**	**14-32**	**43.8%**	**15-21**	**71.4%**	**10-30-40**	**19**	**91**	**24**	**13**	**2**	**5**	**200**	**46**
Southern Miss at			**29-67**	**43.3%**	**5-22**	**22.7%**	**16-21**	**76.2%**	**13-30-43**	**21**	**79**	**10**	**9**	**3**	**8**	**225**	**34**
South Carolina	**11/9/25**	**W (OT)**	**25-64**	**39.1%**	**16-43**	**37.2%**	**17-21**	**81.0%**	**12-27-39**	**20**	**83**	**18**	**15**	**2**	**5**	**225**	**38**
Presbyterian at			**25-59**	**42.4%**	**0-8**	**0.0%**	**11-20**	**55.0%**	**14-23-37**	**22**	**61**	**16**	**10**	**1**	**3**	**200**	**22**
South Carolina	**11/12/25**	**W**	**24-57**	**42.1%**	**8-25**	**32.0%**	**25-32**	**78.1%**	**13-24-37**	**16**	**81**	**15**	**6**	**3**	**2**	**200**	**41**
Radford at			**17-55**	**30.9%**	**7-24**	**29.2%**	**17-25**	**68.0%**	**10-16-26**	**17**	**58**	**6**	**14**	**0**	**5**	**200**	**25**
South Carolina	**11/18/25**	**W**	**34-59**	**57.6%**	**7-25**	**28.0%**	**12-15**	**80.0%**	**7-33-40**	**21**	**87**	**23**	**12**	**4**	**7**	**200**	**40**
South Carolina vs.			25-62	40.3%	7-26	26.9%	15-22	68.2%	9-20-29	25	72	10	7	1	8	200	31
Butler	11/21/25	L - &	27-56	48.2%	5-12	41.7%	20-34	58.8%	15-33-48	17	79	9	10	2	6	200	38
South Carolina vs.			28-61	45.9%	10-34	29.4%	11-15	73.3%	13-18-31	14	77	17	8	1	7	200	34
Northwestern	11/23/25	L - &	30-53	56.6%	7-14	50.0%	12-14	85.7%	5-21-26	15	79	21	10	3	5	200	36
Charleston Southern at			**25-70**	**35.7%**	**7-31**	**22.6%**	**5-8**	**62.5%**	**13-30-43**	**21**	**62**	**12**	**10**	**5**	**2**	**200**	**28**
South Carolina	**11/28/25**	**W**	**25-60**	**41.7%**	**5-24**	**20.8%**	**19-25**	**76.0%**	**7-30-37**	**12**	**74**	**10**	**5**	**3**	**5**	**200**	**30**
Virginia Tech at -			**33-66**	**50.0%**	**6-20**	**30.0%**	**14-21**	**66.7%**	**6-31-37**	**24**	**86**	**18**	**9**	**2**	**3**	**225**	**37**
South Carolina	**11/28/25**	**L^**	**27-60**	**45.0%**	**8-29**	**27.6%**	**21-28**	**75.0%**	**5-23-28**	**17**	**83**	**11**	**8**	**3**	**4**	**225**	**34**
Stetson at			**18-56**	**32.1%**	**4-21**	**19.0%**	**11-18**	**61.1%**	**8-12-20**	**12**	**51**	**10**	**7**	**1**	**9**	**200**	**24**
South Carolina	**12/6/25**	**W**	**30-55**	**53.5%**	**12-27**	**44.4%**	**10-12**	**83.3%**	**10-31-41**	**18**	**82**	**16**	**13**	**1**	**2**	**200**	**43**
The Citadel at			**21-57**	**36.8%**	**2-19**	**10.5%**	**11-20**	**55.0%**	**10-22-32**	**15**	**55**	**9**	**9**	**4**	**6**	**200**	**28**
South Carolina	**12/13/25**	**W**	**25-59**	**42.4%**	**3-23**	**13.0%**	**18-21**	**85.7%**	**11-29-40**	**16**	**71**	**10**	**9**	**5**	**3**	**200**	**35**
South Carolina at			19-52	37.3%	4-26	15.4%	19-23	82.6%	9-24-34	26	61	10	14	1	7	200	27
Clemson	12/16/25	L	22-47	46.8%	5-14	35.7%	19-31	61.3%	4-25-29	18	68	10	8	1	9	200	34
SC State at			**26-62**	**41.9%**	**9-19**	**47.4%**	**9-16**	**56.3%**	**11-11-22**	**25**	**70**	**18**	**11**	**1**	**9**	**200**	**33**
South Carolina	**12/22/25**	**W**	**29-49**	**59.2%**	**6-21**	**28.6%**	**31-36**	**86.1%**	**10-26-36**	**14**	**95**	**16**	**15**	**1**	**7**	**200**	**46**
Albany at			**27-62**	**43.5%**	**6-17**	**35.3%**	**7-8**	**87.5%**	**17-13-30**	**13**	**67**	**15**	**15**	**2**	**6**	**200**	**33**
South Carolina	**12/30/25**	**W**	**33-55**	**60.0%**	**14-30**	**46.7%**	**16-17**	**94.1%**	**8-19-27**	**8**	**96**	**19**	**9**	**4**	**8**	**200**	**48**
#11/11 Vanderbilt at			**29-57**	**50.9%**	**10-23**	**43.5%**	**15-18**	**83.3%**	**8-29-37**	**15**	**83**	**17**	**7**	**3**	**2**	**200**	**42**
South Carolina	**1/3/26**	**L***	**25-58**	**43.1%**	**7-28**	**25.0%**	**14-18**	**77.8%**	**5-20-25**	**15**	**71**	**15**	**4**	**0**	**4**	**200**	**34**
South Carolina at			25-53	47.2%	12-21	57.1%	16-21	76.2%	7-23-30	18	78	17	6	3	8	200	50
LSU	1/6/26	W*	24-62	38.7%	8-25	32.0%	12-14	85.7%	17-25-42	20	68	12	14	5	4	200	25
#18/20 Georgia at			**26-62**	**41.9%**	**6-27**	**22.2%**	**17-22**	**77.3%**	**11-27-38**	**17**	**75**	**14**	**8**	**6**	**6**	**200**	**34**
South Carolina	**1/10/26**	**L***	**24-58**	**41.4%**	**7-24**	**29.2%**	**15-21**	**71.4%**	**9-26-35**	**19**	**70**	**10**	**9**	**4**	**6**	**200**	**40**
South Carolina at			28-63	44.4%	7-30	23.3%	11-14	78.6%	13-20-33	14	74	13	16	2	3	200	38
#17/17 Arkansas	1/14/26	L*	43-73	58.9%	8-21	38.1%	14-17	82.4%	12-24-36	12	108	27	4	8	12	200	50
South Carolina at			23-58	39.7%	8-25	32.0%	13-20	65.0%	13-26-39	21	67	11	15	4	5	200	24
Auburn	1/17/26	L*	23-56	41.1%	2-19	10.5%	23-30	76.7%	11-24-35	18	71	10	11	8	11	200	30
Oklahoma at			**27-63**	**42.9%**	**5-27**	**18.5%**	**17-22**	**77.3%**	**12-23-35**	**18**	**76**	**12**	**11**	**9**	**8**	**200**	**36**
South Carolina	**1/20/26**	**W***	**27-55**	**49.1%**	**9-20**	**45.0%**	**22-28**	**78.6%**	**9-27-36**	**20**	**85**	**16**	**12**	**3**	**7**	**200**	**39**
South Carolina at			24-61	39.3%	9-25	36.0%	12-12	100%	7-23-30	11	69	12	10	5	6	200	25
Texas A&M	1/24/26	L*	33-69	47.8%	17-39	43.6%	9-10	90.0%	13-30-43	13	92	25	9	6	6	200	46
#19/21 Florida at			**38-61**	**62.3%**	**9-21**	**42.9%**	**9-21**	**42.9%**	**8-37-45**	**14**	**95**	**28**	**11**	**8**	**4**	**200**	**48**
South Carolina	**1/28/26**	**L***	**15-58**	**25.9%**	**3-20**	**15.0%**	**15-17**	**88.2%**	**7-17-24**	**12**	**48**	**4**	**10**	**1**	**6**	**200**	**20**
LSU at			**31-60**	**51.7%**	**9-22**	**40.9%**	**21-25**	**84.0%**	**9-26-35**	**20**	**92**	**23**	**11**	**4**	**4**	**200**	**36**
South Carolina	**1/31/26**	**L***	**28-69**	**40.6%**	**9-24**	**37.5%**	**22-31**	**71.0%**	**14-20-34**	**18**	**87**	**13**	**6**	**1**	**9**	**200**	**35**
South Carolina at			27-54	50.0%	2-11	18.2%	19-24	79.2%	6-19-25	24	75	9	10	3	6	200	31
Texas	2/3/26	L*	24-56	42.9%	7-19	36.8%	29-36	80.6%	17-23-40	19	84	11	11	1	5	200	35
Missouri at			**25-54**	**46.3%**	**7-19**	**36.8%**	**21-30**	**70.0%**	**16-28-44**	**18**	**78**	**16**	**14**	**6**	**6**	**200**	**34**
South Carolina	**2/7/26**	**L***	**17-55**	**30.9%**	**3-22**	**13.6%**	**22-27**	**81.5%**	**11-17-28**	**21**	**59**	**8**	**8**	**2**	**7**	**200**	**30**
South Carolina at			26-64	40.6%	7-28	25.0%	16-18	88.9%	4-25-29	22	75	16	8	2	6	200	32
Alabama	2/14/26	L*	28-58	48.3%	14-34	41.2%	19-27	70.4%	8-35-43	15	89	20	12	2	7	200	45
South Carolina at			22-58	37.9%	4-19	21.1%	14-20	70.0%	11-19-30	18	62	8	11	1	6	200	29
#12/11 Florida	2/17/26	L*	29-62	46.8%	5-19	26.3%	13-18	72.2%	18-29-47	18	76	14	14	1	5	200	39
Miss. State at			**31-69**	**44.9%**	**10-33**	**30.3%**	**17-30**	**56.7%**	**15-22-37**	**21**	**89**	**15**	**6**	**0**	**5**	**200**	**39**
South Carolina	**2/21/26**	**W***	**31-56**	**55.4%**	**12-24**	**50.0%**	**23-27**	**85.2%**	**4-28-32**	**24**	**97**	**20**	**6**	**2**	**4**	**200**	**46**
Kentucky at			**26-66**	**39.4%**	**7-25**	**28.0%**	**13-18**	**72.2%**	**18-30-48**	**17**	**72**	**15**	**15**	**3**	**8**	**200**	**28**
South Carolina	**2/24/26**	**L***	**21-57**	**36.8%**	**8-29**	**27.6%**	**13-17**	**76.5%**	**5-23-28**	**16**	**63**	**9**	**12**	**4**	**8**	**200**	**21**
South Carolina at			22-59	37.3%	6-24	25.0%	18-23	78.3%	15-20-35	17	68	9	7	0	5	200	35
Georgia	2/28/26	L*	32-57	56.1%	12-30	40.0%	11-13	84.6%	4-24-28	18	87	23	6	8	6	200	48
#23/25 Tennessee at			**33-61**	**54.1%**	**4-14**	**28.6%**	**8-12**	**66.7%**	**11-23-34**	**14**	**78**	**22**	**6**	**1**	**9**	**200**	**40**
South Carolina	**3/3/26**	**L***	**18-49**	**36.7%**	**9-27**	**33.3%**	**14-20**	**70.0%**	**8-15-23**	**12**	**59**	**10**	**11**	**3**	**4**	**200**	**28**
South Carolina at			22-54	40.7%	9-29	31.0%	11-18	61.1%	8-26-34	16	64	14	12	4	3	200	34
Ole Miss	3/7/26	W*	23-55	41.8%	1-14	7.1%	14-17	82.4%	7-24-31	15	61	14	10	4	10	200	28
South Carolina vs			25-61	41.0%	11-29	37.9%	13-17	76.5%	16-18-34	19	74	13	11	1	4	200	42
Oklahoma	3/11/26	L - @	30-50	60.0%	11-25	44.0%	15-22	68.2%	5-20-25	16	86	18	8	3	8	200	42

BOLD - home game | *& - Greenbrier Tip-Off (White Sulphur Springs, W. Va.)* | *^ - ACC/SEC Challenge (Columbia, S.C.)*
** - indicates SEC contest* | *@ - indicates SEC Tournament*

2025-26 SOUTH CAROLINA BASKETBALL

OVERALL: 13-19 // SEC: 4-14 // HOME: 11-8 // AWAY: 2-8 // NEUTRAL: 0-3

DATE OPP.	W/L	SCORE	RECORD (SEC)	POINTS	REBOUNDS	ASSISTS	BLOCKS	STEALS	ATTENDANCE
11/4/25 NC A&T	**W**	**91-72**	**1-0**	**M. Johnson (14)**	**Four Tied (5)**	**E. Ellis (5)**	**Sharavjamts/Butler (1)**	**M. Johnson (2)**	**12,344**
11/8/25 Southern Miss	**W**	**83-79 (OT)**	**2-0**	**M. Johnson (33)**	**E. Ellis (7)**	**K. Knox (5)**	**Stute/Butler (1)**	**M. Sharavjamts (2)**	**11,420**
11/12/25 Presbyterian	**W**	**81-61**	**3-0**	**M. Sharavjamts (13)**	**H. Assemian (8)**	**E. Ellis (5)**	**H. Assemian (2)**	**Sharavjamts/Stute (1)**	**11,874**
11/18/25 Radford	**W**	**87-58**	**4-0**	**E. Strong (15)**	**M. Sharavjamts (10)**	**Johnson/Knox (5)**	**Four tied (1)**	**M. Johnson (2)**	**11,623**
11/21/25 Butler &	*L*	*72-79*	*4-1*	*M. Johnson (24)*	*M. Sharavjamts (6)*	*K. Knox (4)*	*M. Sharavjamts (1)*	*E. Ellis (3)*	*1,209*
11/23/25 Northwestern &	*L*	*77-79*	*4-2*	*E. Strong (16)*	*M. Sharavjamts (8)*	*M. Johnson (5)*	*K. Knox (1)*	*Three tied (2)*	*782*
11/28/25 Charleston So.	**W**	**74-62**	**5-2**	**E. Strong (22)**	**E. Ellis (9)**	**M. Sharavjamts (7)**	**M. Sharavjamts (2)**	**M. Sharavjamts (2)**	**9,789**
12/2/25 Virginia Tech ^	**L**	**83-86 (OT)**	**5-3**	**M. Johnson/E. Strong (18)**	**Johnson/Sharavjamts (6)**	**K. Knox (4)**	**Three tied (1)**	**Four tied (1)**	**11,420**
12/6/25 Stetson	**W**	**82-51**	**6-3**	**M. Johnson (17)**	**M. Sharavjamts (7)**	**M. Johnson (7)**	**M. Sharavjamts (1)**	**Ellis/Knox (1)**	**9,055**
12/13/25 The Citadel	**W**	**71-55**	**7-3**	**M. Johnson (19)**	**M. Sharavjamts (7)**	**Johsnon/Sharavjamts (3)**	**M. Sharavjamts (2)**	**Three tied (1)**	**10,199**
12/16/25 at Clemson	L	61-68	7-4	Knox/Sharavjamts (13)	Essandoko/Sharavjamts (7)	M. Johnson (4)	M. Sharavjamts (1)	M. Johnson (3)	9,000
12/22/25 SC State	**W**	**95-70**	**8-4**	**Stute/Sharavjamts (15)**	**M. Stute (7)**	**Johnson/Knox (5)**	**M. Sharavjamts (1)**	**M. Johnson (3)**	**10,171**
12/30/25 Albany	**W**	**96-67**	**9-4**	**M. Johnson (15)**	**Assemian/Stute (5)**	**M. Sharavjamts (7)**	**H. Assemian (2)**	**Eight tied (1)**	**9,501**
1/3/26 #11/11 Vanderbilt	**L***	**71-83**	**9-5 (0-1)**	**E. Strong (17)**	**M. Stute (6)**	**M. Johnson (6)**	**no blocks**	**M. Stute (2)**	**9,760**
1/6/26 at LSU	W*	78-68	10-5 (1-1)	E. Strong (30)	M. Sharavjamts (7)	M. Johnson (6)	M. Sharavjamts (2)	M. Johnson (3)	6,303
1/10/26 #18/20 Georgia	**L***	**70-75**	**10-6 (1-2)**	**M. Sharavjamts (18)**	**K. Knox (10)**	**M. Johnson (5)**	**M. Johnson (2)**	**K. Knox (2)**	**11,091**
1/14/26 at #17/17 Arkansas	L*	74-108	10-7 (1-3)	M. Johnson (29)	M. Sharavjamts (6)	M. Johnson (6)	M. Sharavjamts (2)	Three tied (1)	19,200
1/17/26 at Auburn	L*	67-71	10-8 (1-4)	M. Johnson (17)	Knox/Stute (9)	M. Johnson (6)	M. Sharavjamts (2)	M. Johnson (3)	9,121
1/20/26 Oklahoma	**W***	**85-76**	**11-8 (2-4)**	**M. Johnson (20)**	**K. Knox (7)**	**M. Sharavjamts (5)**	**Three tied (1)**	**Three tied (2)**	**10,861**
1/24/26 at Texas A&M	L*	69-92	11-9 (2-5)	M. Johnson (26)	Three tied (5)	M. Johnson (5)	M. Sharavjamts (3)	M. Stute (2)	10,357
1/28/26 #21/19 Florida	**L***	**48-95**	**11-10 (2-6)**	**E. Ellis (13)**	**EJ Walker (6)**	**M. Johnson (2)**	**K. Knox (1)**	**E. Ellis (2)**	**12,686**
1/31/26 LSU	**L***	**87-92 (OT)**	**11-11 (2-7)**	**M. Johnson (21)**	**M. Sharavjamts (7)**	**M. Johnson (6)**	**M. Sharavjamts (1)**	**E. Strong (3)**	**10,738**
2/3/26 at Texas	L*	75-84	11-12 (2-8)	M. Johnson (35)	K. Knox (7)	M. Johnson (6)	M. Sharavjamts (2)	Johnson/Knox (2)	10,286
2/7/26 Missouri	**L***	**59-78**	**11-13 (2-9)**	**M. Johnson (13)**	**E. Ellis (6)**	**M. Sharavjamts (3)**	**Johnson/Sharavjamts (1)**	**Johnson/Knox (2)**	**10,505**
2/14/26 at Alabama	L*	75-89	11-14 (2-10)	M. Johnson (26)	M. Sharavjamts (8)	K. Knox (6)	Stute/Walker (1)	K. Knox (2)	13,474
2/17/26 at #12/11 Florida	L*	62-76	11-15 (2-11)	M. Johnson (22)	M. Sharavjamts (6)	E. Ellis (3)	M. Sharavjamts (1)	M. Johnson (3)	10,622
2/21/26 Miss. State	**W***	**97-89**	**12-15 (3-11)**	**Johnson/Sharavjamts (21)**	**Johnson/Kapic (5)**	**M. Johnson (9)**	**Knox/Butler (1)**	**M. Stute (2)**	**10,265**
2/24/26 Kentucky	**L***	**63-72**	**12-16 (3-12)**	**Johnson (18)**	**M. Sharavjamts (5)**	**M. Johnson (6)**	**Four tied (1)**	**M. Johnson (3)**	**11,318**
2/28/26 at Georgia	L*	68-87	12-17 (3-13)	M. Johnson (20)	M. Sharavjamts (7)	M. Johsnon (7)	no blocks	K. Knox (3)	10,523
3/3/26 #23/25 Tennessee	**L***	**59-78**	**12-18 (3-14)**	**M. Johnson (20)**	**Knox/Kapic (4)**	**M. Johnson (4)**	**Three tied (1)**	**K. Knox (2)**	**10,517**
3/7/26 at Ole Miss	L*	64-61	13-18 (4-14)	M. Johnson (17)	M. Sharavjamts (9)	E. Ellis (5)	Four tied (1)	Three tied (1)	7,543
3/11/26 vs. Oklahoma	L@	74-86	13-19 (4-14)	K. Knox (20)	M. Sharavjamts (8)	K. Knox (5)	E. Walker (1)	K. Knox (3)	10,701

BOLD - home game | *& - Greenbrier Tip-Off (White Sulphur Springs, W. Va.)* | *^ - ACC/SEC Challenge (Columbia, S.C.)*
** - indicates SEC contest | @ - indicates SEC Tournament*

THE LAST TIME IN SOUTH CAROLINA BASKETBALL...

AN INDIVIDUAL ...

Scored 20 or more points:	South Carolina: Kobe Knox (20), vs. Oklahoma (March 11, 2026), in Nashville, Tenn. Opponent: Nijel Pack (24) & Derrion Reid (20), Oklahoma (March 11, 2026), in Nashville, Tenn.
Scored 30 or more points:	South Carolina: Elijah Strong (30), at LSU (Jan. 6, 2026), in Baton Rouge, La. Opponent: Dalton Knecht (31), Tennessee (Jan. 30, 2024), in Knoxville, Tenn.
Scored 35 or more points:	South Carolina: Meechie Johnson (35), at Texas (Feb. 3, 2026), in Austin, Texas Opponent: Emoni Bates (36), Eastern Michigan (Dec. 30, 2022), in Columbia, S.C.
Scored 40 or more points:	South Carolina: Sindarius Thornwell (44), vs. Alabama (Feb. 7, 2017) in Columbia, S.C. Opponent: Jermaine Couisnard (40), Oregon (Mar. 21, 2024) in Pittsburgh, Pa.
Collected 20 or more rebounds:	South Carolina: Sindarius Thornwell (21), vs. Alabama (Feb. 7, 2017) in Columbia, S.C. Opponent: Ekpe Udoh (20), Baylor, (Jan. 2, 2010) in Columbia, S.C.
Collected 15 or more rebounds:	South Carolina: Collin Murray-Boyles (16), vs. SC State (Nov. 8, 2024), in Columbia, S.C. Opponent: Rueben Chinyelu (17), #12/11 Florida (Feb. 17, 2026), in Gainesville, Fla.
Made 12 or more field goals:	South Carolina: Meechie Johnson (12), at Texas (Feb. 3, 2026), in Austin, Texas Opponent: Jermaine Couisnard (14), Oregon (Mar. 21, 2024) in Pittsburgh, Pa.
Made 10 or more field goals:	South Carolina: Elijah Strong (10), at LSU (Jan. 6, 2026), in Baton Rouge, La. Opponent: J.P. Estella (10) & Felix Okpara (10), #23/25 Tennessee (March 3, 2026), in Columbia, S.C.
Attempted 20 or more field goals:	South Carolina: Meechie Johnson (21), at Texas (Feb. 3, 2026), in Austin, Texas Opponent: Josh Hubbard (20), Miss. State (Feb. 21, 2026), in Columbia, S.C.
Attempted 25 or more field goals:	South Carolina: Sindarius Thornwell (25), vs. Alabama (Feb. 7, 2017) in Columbia, S.C. Opponent: Brandon Miller (25), No. 2/2 Alabama (Feb. 22, 2023) in Columbia, S.C.
Dished 10 or more assists:	South Carolina: Jermaine Couisnard (10), vs. Miss. State (March 3, 2020) in Columbia, S.C. Opponent: Ja'Kobi Gillespie (12), #23/25 Tennessee (March 3, 2026), in Columbia, S.C.
Swiped 5 or more steals:	South Carolina: Collin Murray-Boyles (5), at Oklahoma (Jan. 18, 2025), in Norman, Okla. Opponent: Dailyn Swain (5), #22/22 Xavier (Nov. 25, 2024), in Fort Myers, Fla.
Blocked 5 or more shots:	South Carolina: Maik Kotsar (6), vs. North Greenville (Dec. 31, 2018) in Columbia, S.C. Opponent: Kadin Shedrick (5), Texas (Feb. 22, 2025), in Columbia, S.C.
Made 5 or more 3-point field goals:	South Carolina: Meechie Johnson (7), vs. Southern Miss (Nov. 9, 2025), in Columbia, S.C. Opponent: Nijel Pack (5), Oklahoma (March 11, 2026), in Nashville, Tenn.
Attempted 8 or more 3-point field goals:	South Carolina: Meechie Johsnon (9), vs. Oklahoma (March 11, 2026), in Nashville, Tenn. Opponent: Nijel Pack (10), Oklahoma (March 11, 2026), in Nashville, Tenn.
Made 10 or more free throws:	South Carolina: Meechie Johnson (10), at Texas (Feb. 3, 2026), in Austin, Texas Opponent: Tyler Tanner (10), #11/11 Vanderbilt (Jan. 3, 2026) in Columbia, S.C.
Attempted 15 or more free throws:	South Carolina: Meechie Johnson (15), vs. Oklahoma (Jan. 20, 2026) in Columbia, S.C. Opponent: Nendah Tarke (15), Towson (Nov. 12, 2024), in Columbia, S.C.
Played all 40 minutes of regulation:	South Carolina: AJ Lawson, at LSU (Jan. 16, 2021) in Baton Rouge, La. Opponent: Khalif Battle, Arkansas (Mar. 14, 2024), in Nashville, Tenn.
A player hit a last-second shot (within 3 seconds) to win a game:	South Carolina: Meechie Johnson (35-foot 3 w/ 0.7 secs), at Ole Miss (March 7, 2026), in Oxford, Miss. Opponent: Arrinten Page (layup w/ 0.8 secs), Northwestern (Nov. 23, 2025), in White Sulphur Springs, W. Va.
A player had a double-double:	South Carolina: Kobe Knox (10 pts, 10 reb), vs. #18/20 Georgia (Jan. 10, 2026), in Columbia, S.C. Opponent: Quincy Ballard (15 pts, 10 reb), Miss. State (Feb. 21, 2026), in Columbia, S.C.
Two or more players had a double-double:	South Carolina: Gregory "GG" Jackson II (20 pts, 10 reb) & Josh Gray (11 pts, 13 reb), at Florida (Jan. 25, 2023), in Gainesville, Fla. Opponent: Rueben Chinyelu (15 pts, 17 reb) & Alex Condon (20 pts, 10 reb), #12/11 Florida (Feb. 17, 2026), in Gainesville, Fla.
A player had a triple-double:	South Carolina: Sam Muldrow (16 points, 14 rebounds, 10 blocks) vs. Vanderbilt (Jan. 8, 2011) in Columbia, S.C. Opponent: Daniel Hackett (Southern California - 22 points, 10 rebounds, 10 assists) (Nov. 17, 2007) in Columbia, S.C.
**** Only second triple-double in South Carolina history (Chuck Eidson (25 points, 10 rebounds, 10 assists) vs. SC State (Nov. 29, 2002) in Columbia, S.C.*	
Scored 30 or more points in back-to-back games:	South Carolina: Devan Downey, 30 vs. Kentucky (Jan. 26, 2010) in Columbia, S.C. 33 vs. Georgia (Jan. 30, 2010) in Columbia, S.C.
Scored 25 or more points in back-to-back games:	South Carolina: Collin Murray-Boyles, 27 at #14/16 Missouri (Feb. 25, 2025) in Columbia, Mo. 35 vs. Arkansas (March 1, 2025) in Columbia, S.C.

A TEAM ...

Scored 100 or more points:	South Carolina: 105 vs. Army (Dec. 22, 2021) in Columbia, S.C. Opponent: 108, at #17/17 Arkansas (Jan. 14, 2026), in Fayetteville, Ark.
Scored 50 points or less:	South Carolina: 48, vs. #19/21 Florida (Jan. 28, 2026), in Columbia, S.C.. Opponent: 48, vs. Radford (Dec. 22, 2024), in Columbia, S.C.
Scored 50 points in a half:	South Carolina: 51 (2nd half), Miss. State (Feb. 21, 2026), in Columbia, S.C. Opponent: 50 (2nd half), Miss. State (Feb. 21, 2026), in Columbia, S.C.
Failed to score 25 points in a half:	South Carolina: 21 (1st half), vs. Kentucky (Feb. 24, 2026), in Columbia, S.C.. Opponent: 24 (1st half), Stetson (Dec. 6, 2025), in Columbia, S.C.

Collected 50 or more rebounds:	South Carolina: 51, vs. SC State (Nov. 8, 2024), in Columbia, S.C. Opponent: 51, Clemson (Dec. 18, 2021) in Clemson, S.C.
Shot 60% or better from the field:	South Carolina: 60.0% (33-55), vs. UAlbany (Dec. 30, 2025) in Columbia, S.C. Opponent: 60.0% (30-50), Oklahoma (March 11, 2026), in Nashville, Tenn.
Shot 50% or better from the field:	South Carolina: 55.4% (31-56), vs. Miss. State (Feb. 21, 2026), in Columbia, S.C. Opponent: 60.0% (30-50), Oklahoma (March 11, 2026), in Nashville, Tenn.
Shot less than 30% from the field:	South Carolina: 25.9% (15-58), vs. #19/21 Florida (Jan. 28, 2026), in Columbia, S.C.. Opponent: 28.8% (15-52), Arkansas (March 1, 2025) in Columbia, S.C.
Shot 50% or better from 3-point range (at least 10 attempts):	South Carolina: 50.0% (12-24), vs. Miss. State (Feb. 21, 2026), in Columbia, S.C. Opponent: 50.0% (7-14), Northwestern (Nov. 23, 2025), in White Sulphur Springs, W. Va.
Shot 20% or less from 3-point range (at least 10 attempts):	South Carolina: 13.6% (3-22), Missouri (Feb. 7, 2026), in Columbia, S.C. Opponent: 7.1% (1-14), Ole Miss (March 7, 2026), in Oxford, Miss.
Dished 20 or more assists:	South Carolina: 20, vs. Miss. State (Feb. 21, 2026), in Columbia, S.C. Opponent: 22, #23/25 Tennessee (March 3, 2026), in Columbia, S.C.
Made 35 or more shots:	South Carolina: 45, vs. Allen (Dec. 14, 2021) in Columbia, S.C. Opponent: 38, #19/21 Florida (Jan. 28, 2026), in Columbia, S.C.
Attempted 80 or more shots:	South Carolina: 82, vs. No. 5/4 Kentucky, (Feb. 8, 2022) in Columbia, S.C. Opponent: 83, LSU (Feb. 10, 1996) in Columbia, S.C.
Attempted 70 or more shots:	South Carolina: 71,vs. VMI (Nov. 13, 2023), in Columbia, S.C. Opponent: 73, #17/17 Arkansas (Jan. 14, 2026), in Fayetteville, Ark.
Made 10 or more 3-pointers:	South Carolina: 11, vs. Oklahoma (March 11, 2026), in Nashville, Tenn. Opponent: 11, Oklahoma (March 11, 2026), in Nashville, Tenn.
Did not make a 3-pointer:	South Carolina: vs. USC Upstate (Nov. 6, 2018) in Columbia, S.C. Opponent: Presbyterian (Nov. 12, 2025) in Columbia, S.C.
Attempted 30 or more 3-pointers:	South Carolina: 30, at #17/17 Arkansas (Jan. 14, 2026), in Fayetteville, Ark. Opponent: 30, Georgia (Feb. 28, 2026), in Athens, Ga.
Attempted 25 or more 3-pointers:	South Carolina: 29, vs. Oklahoma (March 11, 2026), in Nashville, Tenn. Opponent: 25, Oklahoma (March 11, 2026), in Nashville, Tenn.
Made 30 or more free throws:	South Carolina: 31, vs. SC State (Dec. 22, 2025), in Columbia, S.C. Opponent: 34, Ole Miss (Feb. 13, 2021) in Columbia, S.C.
Attempted 40 or more free throws:	South Carolina: 45, vs. Texas (Feb. 22, 2025), in Columbia, S.C. Opponent: 44, Ole Miss (Feb. 13, 2021) in Columbia, S.C.
Swiped 15 or more steals:	South Carolina: 15, at Georgia (Feb. 27, 2021) in Athens, Ga. Opponent: 15, Vanderbilt (Jan. 15, 2025), in Nashville, Tenn.
Blocked 12 or more shots:	South Carolina: 12, vs. Coastal Carolina (Nov. 30, 2018) in Coulmbia, S.C. Opponent: 12, Florida (Feb. 3, 2021) in Gainesvlle, Fla.
Blocked 8 or more shots:	South Carolina: 8, vs. North Florida (Nov. 4, 2024), in Columbia, S.C. Opponent: 8, Georgia (Feb. 28, 2026), in Athens, Ga.
Won by 30 or more points:	South Carolina: 31, vs. Stetson (Dec. 6, 2025), in Columbia, S.C. Opponent: 47, #19/21 Florida (Jan. 28, 2026), in Columbia, S.C..
Won by 20 or more points:	South Carolina: 29, vs. UAlbany (Dec. 30, 2025) in Columbia, S.C. Opponent: 23, Texas A&M (Jan. 26, 2026), in College Station, Texas
Played a single overtime game:	Win: 83-79, vs. Southern Miss (Nov. 9, 2025), in Columbia, S.C. Loss: 92-87, vs. LSU (Jan. 31, 2026), in Columbia, S.C.
Played a double overtime game:	Win: 87-85 vs. WKU (Nov. 27, 2010) in Bowling Green, Ky. Loss: 98-88 vs. Louisville (Feb. 20, 1988) in Columbia, S.C.
South Carolina played a No. 1 Team in the country:	Win: 68-62 vs. #1/1 Kentucky (Jan. 26, 2010) in Columbia, S.C. Loss: 85-73 loss to #1/1 Tennessee (Feb. 13, 2019) in Knoxville, Tenn.
South Carolina played a top-5 opponent:	Win: 63-59 at #5/5 Tennessee, (Jan. 30, 2024) in Knoxville, Tenn. Loss: 75-65 loss at #4/4 Tennessee (March 8, 2025), in Knoxville, Tenn.
South Carolina played a top-10 opponent:	Win: 63-59 win at #5/5 Tennessee (Jan. 30, 2024) in Knoxville, Tenn. Loss: 85-42 loss vs. #8/9 Tennessee (Jan. 7, 2023), in Columbia, S.C.
South Carolina played a top-25 opponent:	Win: 91-88 OT win vs. #25/RV Clemson (Dec. 17, 2024), in Columbia, S.C. Loss: 78-59 loss vs. #23/25 Tennessee (March 3, 2026), in Columbia, S.C.
South Carolina defeated a ranked opponent:	Home: 91-88 OT win vs. #25/RV Clemson (Dec. 17, 2024), in Columbia, S.C.. Away: 63-59 win at #5/5 Tennessee (Jan. 30, 2024) in Knoxville, Tenn. Neutral: 77-70 vs. #20/17 Florida (March 26, 2017) in New York City SEC Home: 82-76 win vs. #24/24 Florida (Mar. 2, 2024) in Columbia, S.C. SEC Away: 63-59 win at #5/5 Tennessee (Jan. 30, 2024) in Knoxville, Tenn.
South Carolina defeated a top-10 opponent	Home: 79-62 win vs. #6/6 Kentucky (Jan. 23, 2024) in Columbia, S.C. Away: 63-59 win at #5/5 Tennessee (Jan. 30, 2024) in Knoxville, Tenn. Neutral: 88-81 win vs. #7/7 Duke (March 19, 2017) in Greenville, S.C.
A South Carolina win opened the season:	Home: 91-72 win vs. NC A&T (Nov. 4, 2025) in Columbia, S.C. Away: 73-52 win at Wofford (Nov. 10, 2017) in Spartanburg, S.C. Neutral: 74-61 win vs. Chaminade (Nov. 19, 2001) in Maui, Hawaii (Maui Invite)
South Carolina opened SEC play:	Home: 83-71 loss vs. #11/11 Vanderbilt (Jan. 3, 2026) in Columbia, S.C. Away: 78-68 win at LSU (Jan. 6, 2026) in Baton Rouge, La.

1 Marcus Johnson

Fr. • Guard • 6-2 • 185 • Cleveland, Ohio // Garfield Heights



IG: @marcus_johnson32

CAREER HIGHS

SUPERLATIVES

	'26-27	Career
Double-figure scoring	-	-
Double-figure rebounds	-	-
Double-double	-	-
5+ assists	-	-
2+ steals	-	-
Team high scoring	-	-
Team high rebounding	-	-
Team high assists	-	-
Team high steals	-	-

includes led, or shared team high

2026-27 GAME-BY-GAME

PLAYER BIO

PRE-SOUTH CAROLINA

- Consensus four-star prospect via 247Sports, on3 and ESPN ; slotted by 247Sports as the No. 6 point guard prospect nationally and the No. 3 player in the state of Ohio
- Was a member of the Indy Heat AAU program, competing on the coveted Nike EYBL circuit
- Played for his father Sonny at Garfield Heights where he was named the back-to-back winner of Ohio Mr. Basketball in 2025 and 2026 ; was the first player in program history to win the award and the first to win back-to-back Ohio Mr. Basketballs since Luke Kennard in 2014 and 2015 ; only seven players all-time since its inception in 1988 have won back-to-back times
- Finished prep career with 2,364 points to crack the top-30 of the OHSAA all-time scoring list
- Four time First Team All-Ohio selection
- Had his No. 11 jersey retired on Senior Night, a 92-64 win in which he scored 40 points
- As a senior in 2025-26, averaged 30.1 points, 7.1 rebounds, 5.6 assists and 2.7 steals per game
- As a junior in2024-25, averaged 29.2 points, 4.9 rebounds, 3.2 assists and 1.9 steals per game
- As a sophomore in 2023-24, averaged 23.0 points, 4.5 rebounds, 2,4 assists and 2.0 steals per contest
- Became the first freshman ever to be named First Team All-Ohio in 2022-23

CAREER STATS

4 Shane Blakeney

5th • Guard • 6-5 • 197 • Rock Hill, S.C. // Drexel



IG: @shaneblakeneyy

CAREER HIGHS

Single Game Highs

Statistic	Value	
Points	24	vs Towson 03/09/25, at Colgate 11/11/25, vs Towson 02/22/26
Rebounds	9	5 times
Assists	6	vs Mount St. Mary's 12/19/25
Steals	6	vs Mount St. Mary's 12/19/25
Blocks	3	at Monmouth 01/30/25, vs Northeastern 01/24/26, vs Colgate 11/09/24
FG Made	10	vs Towson 02/22/26
FG Attempts	18	at Saint Joseph's 11/08/25, at American 12/03/25
3FG Made	7	at Colgate 11/11/25
3FG Attempts	11	at Colgate 11/11/25, vs Howard 12/16/25
FT Made	6	vs NJIT 11/18/25
FT Attempts	8	vs NJIT 11/18/25

SUPERLATIVES

	'26-27	Career
Double-figure scoring	-	41
Double-figure rebounds	-	-
Double-double	-	-
5+ assists	-	2
2+ steals	-	15
Team high scoring	-	-
Team high rebounding	-	-
Team high assists	-	-
Team high steals	-	-

*includes led, or shared team high ; * Carolina ONLY*

2026-27 GAME-BY-GAME

PLAYER BIO

PRE-SOUTH CAROLINA

- Played in 88 games (34 starts) in three seasons at Drexel, averaging 8.6 points, 3.4 rebounds and 1.6 assists per game with shooting splits of 40.5% (283-of-699) from the floor and 35.1% (112-of-319) from 3
- Had breakout season as a junior in 2025-26, averaging 14.2 points (led team), 5.1 rebounds, 2.5 assists and 1.1 steals per game
- Was named Second Team All-CAA and earned a spot on the CAA All-Defensive Team ; was also named All-Big 5 First Team (players from Drexel, La Salle, Penn, Saint Joseph's, Temple and Villanova)
- Reached double-figures in 29 games with a career-high 24 points at Colgate (11/11/25) and vs. Towson (2/22/26)
- Had career-best shooting marks of 41.6% (174-of-418) from the field and 35.9% (66-of-184) from 3 for the Dragons this past season
- Was Drexel's top perimeter defender limiting his defensive assignments to 38.6% from the floor and 25% from 3 while maintain one of the lowest foul rates in CAA
- As a redshirt sophomore in 2024-25, was the team's sixth man off the bench appearing in all 33 games ; averaged 7.5 points and 3.6 rebounds per contest
- Had 11 games in double-figures, including six of the final nine games of the season
- As a redshirt freshman in 2023-24, appeared in 22 games seeing limited minutes
- Redshirted initial collegiate season in 2022-23
- Was a four-year letterwinner for Legion Collegiate Academy (Rock Hill, S.C.)
- Earned offensive player of the year honors in 2022 and team MVP honors in 2021
- 1,000-point scorer who was a 5A all-region selection in 2019 and 2020
- Tabbed the No. 3 player in the state of South Carolina in 2022
- Was an honors student throughout his prep years

CAREER STATS

				Field Goals		3-Point		F-Throws		Rebounds									Scoring	
SEASON	TEAM	GP-GS	MIN/AVG	FG-FGA	FG%	3FG-3FGA	3FG%	FT-FTA	FT%	OFF	DEF	TOT	AVG	PF-FO	A	TO	BLK	STL	PTS	AVG
2023-24	Drexel	22-0	120/5.5	15-39	.385	9-26	.346	5-7	.714	2	15	17	0.8	10-0	6	4	2	0	44	2.0
2024-25	Drexel	33-1	812/24.6	94-242	.388	37-109	.339	24-33	.727	21	98	119	3.6	47-0	52	44	19	22	249	7.5
2025-26	Drexel	33-33	1112/33.7	174-418	.416	66-184	.359	53-79	.671	34	133	167	5.1	50-1	82	71	23	37	467	14.2
TOTAL FOR SC		**0-0**	**0/0.0**	**0-0**	**.000**	**0-0**	**.000**	**0-0**	**.000**	**0**	**0**	**0**	**0.0**	**0-0**	**0**	**0**	**0**	**0**	**0**	**0.0**
TOTAL		**88-34**	**2044/23.2**	**283-699**	**.405**	**112-319**	**.351**	**82-119**	**.689**	**57**	**246**	**303**	**3.4**	**107-1**	**140**	**119**	**44**	**59**	**760**	**8.6**

7 Jakub Nečas *yah-KOOB NAY-chess*

Sr. • Forward • 6-10 • 240 • Blansko, Czech Republic // Duquesne



IG: @_neci9_

CAREER HIGHS

Single Game Highs

Statistic	Value	
Points	15	vs Cleary 12/27/24, at Saint Joseph's 01/07/26
Rebounds	10	4 times
Assists	5	vs Rhode Island 12/31/24
Steals	3	vs Central St. (OH) 11/26/25
Blocks	3	vs BYU 03/21/24, vs Loyola Chicago 02/08/25, vs St. Bonaventure 01/18/25
FG Made	6	4 times
FG Attempts	10	at Dayton 02/15/25
3FG Made	2	9 times
3FG Attempts	6	vs St. Bonaventure 01/18/25, at Dayton 02/15/25
FT Made	6	vs William & Mary 12/02/25
FT Attempts	8	vs William & Mary 12/02/25

SUPERLATIVES

	'26-27	Career
Double-figure scoring	-	17
Double-figure rebounding	-	4
Double-double	-	1
5+ assists	-	1
2+ blocks	-	11
2+ steals	-	16
Team high scoring	-	-
Team high rebounding	-	-
Team high assists	-	-
Team high blocks	-	-
Team high steals	-	-

*includes led, or shared team high ; * Carolina ONLY*

2026-27 GAME-BY-GAME

PLAYER BIO

PRE-SOUTH CAROLINA

- Played in 95 games (53 starts) in three seasons at Duquesne from 2023-26, averaging 5.1 points and 3.8 rebounds per game
- Had 17 games in double-figures for the Dukes with four double-digit rebound performances ; also had 11 multi-block games
- As a junior in 2025-26, averaged 6.9 points, 5.1 rebounds, 1.1 assists and 1.0 steals per game ; had career-best shooting splits of 50% (76-of-152) from the floor and 36.4% (16-of-44) from behind the arc
- Matched his career-high with 15 points at Saint Joseph's (1/7/26)
- As a sophomore in 2024-25, played in 29 games (21 starts) averaging 6.0 points, 4.4 rebounds and 1.4 assists per game
- As a true freshman in 2023-24, played in 34 games averaging 11.1 minutes, 2.6 points and 1.9 rebounds per game for a Dukes team that advanced to the Round of 32 in the NCAA Tournament
- Finished with 12 points, six rebounds and three blocks (tied career high) in an NCAA Tournament Round of 64 upset of No. 6 seed BYU (3/21/24)
- Had eight points in the semifinals vs. St. Bonaventure (3/16/24) and eight points in the title game against VCU (3/17/24) helping lead Duquesne to the 2024 Atlantic 10 Tournament Championship
- In seven games playing for his native Czech Republic at the 2024 FIBA U20 EuroBasket, led the tournament in scoring, averaging 18.6 points per game ; added 8.4 rebounds and 2.7 assists per contest ; had shooting splits of 44% from the floor, 38.8% from 3 and 95.8% at the free throw line in the tournament
- Played for Basket Brno in the Czech National Basketball League from 2019 through 2023
- Earned a spot on the all-star team at the 2022-23 Adidas Next Generation Tournament

CAREER STATS

				Field Goals		3-Point		F-Throws		Rebounds									Scoring	
SEASON	TEAM	GP-GS	MIN/AVG	FG-FGA	FG%	3FG-3FGA	3FG%	FT-FTA	FT%	OFF	DEF	TOT	AVG	PF-FO	A	TO	BLK	STL	PTS	AVG
2023-24	DU	34-0	376/11.0	28-71	.394	15-43	.349	18-25	.720	13	53	66	1.9	29-0	12	12	14	8	89	2.6
2024-25	DU	29-21	693/23.9	61-155	.394	18-73	.247	34-48	.708	49	79	128	4.4	79-2	42	29	20	23	174	6.0
2025-26	DU	32-32	782/24.4	76-152	.500	16-44	.364	53-76	.697	58	106	164	5.1	89-4	35	43	15	33	221	6.9
TOTAL FOR SC		**0-0**	**0/0.0**	**0-0**	**.000**	**0-0**	**.000**	**0-0**	**.000**	**0**	**0**	**0**	**0.0**	**0-0**	**0**	**0**	**0**	**0**	**0**	**0.0**
TOTAL		**95-53**	**1850/19.5**	**165-378**	**.437**	**49-160**	**.306**	**105-149**	**.705**	**120**	**238**	**358**	**3.8**	**197-6**	**89**	**84**	**49**	**64**	**484**	**5.1**

8 Kory Mincy *MIN-see*

Sr. • Guard • 6-1 • 185 • Atlanta, Ga. // George Mason



IG: @korymincy

CAREER HIGHS

Single Game Highs

Statistic	Value	
Points	29	vs Winthrop 11/07/25
Rebounds	10	vs New Hampshire 11/15/25
Assists	10	at Charlotte 11/04/24, vs Carolina Christian 11/06/24
Steals	5	at Florida A&M 12/03/24
Blocks	1	5 times
FG Made	10	at South Carolina 12/30/24
FG Attempts	19	at Florida A&M 12/03/24
3FG Made	6	vs Ohio 11/24/25
3FG Attempts	11	vs Ohio 11/24/25
FT Made	10	vs Loyola Maryland 12/21/25
FT Attempts	11	at UNC Asheville 02/26/25, vs Loyola Maryland 12/21/25

SUPERLATIVES

	'26-27	Career
Double-figure scoring	-	58
Double-figure rebounds	-	1
Double-double	-	2
5+ assists	-	19
2+ steals	-	35
Team high scoring	-	-
Team high rebounding	-	-
Team high assists	-	-
Team high steals	-	-

*includes led, or shared team high ; * Carolina ONLY*

2026-27 GAME-BY-GAME

PLAYER BIO

PRE-SOUTH CAROLINA

- Has appeared in 99 games (76 starts) in three seasons of college basketball with stops at Presbyterian (2023-25) and George Mason (2025-26)
- Career averages of 11.8 points, 2.8 assists, 2.6 rebounds and 1.1 steals per game ; career shooting splits of 42.4% (397-of-937 FGs) from the floor, 37.7% (159-of-422 3FGs) from 3 and 81.2% (211-of-260 FTs) at the free throw line
- Fresh off a great season at George Mason in 2025-26 where he earned Second Team All-Atlantic 10 and NABC All-East District Second Team honors ; averaged 14.3 points, 3.6 rebounds, 2.9 assists and 1.1 steals per contest in 33 games (32 starts)
- Helped the Patriots to a 23-10 (11-7 A-10) record and a berth in the NIT
- Ranked 11th in the A-10 in scoring and assists (95) ; his 88.7% (86-of-97 FTs) clip at the line was third in the A-10 (No. 22 nationally) ; led George Mason in made 3s (69) and 3-point percentage (38.9%)
- Scored in double-figures 24 times with a team-high seven 20-point outings
- Was named Sunshine Slam MVP after leading the Patriots to the Sunshine Slam title ; hit six 3s and had 22 points, four assists and two rebounds in a 93-69 win over Ohio (Nov. 24) ; went 7-of-12 from the floor and had 22 points with five assists in a 74-65 win over FAU (Nov. 25) in the championship game
- Earned All-Big South Honorable Mention honors as a sophomore at Presbyterian in 2024-25 after averaging 15.0 points, 4.4 assists, 2.6 rebounds and 1.5 steals per game in 33 games played (33 starts) ; served as team captain and helped lead the Blue Hose to a postseason berth in the CBI
- His 144 assists were the fourth-most in a single-season at PC in the Division I era (dates back to 2007-08)
- Had 28 games in double-figures with a pair of double-doubles
- Tabbed a Big South All-Freshman Team selection in 2023-24 after averaging 6.0 points, 1.4 rebounds and 1.3 assists per game ; played in 33 games (11 starts) in first collegiate season at PC
- Prepped at Tri-Cities High School (East Point, Ga.) where he was a 5A All-State selection as a senior and scored over 1,700 points for his career
- Two-time First Team All-Region selection
- Named 2023 Region 5 Player of the Year after averaging 19.1 points, 5.4 rebounds, 4.1 assists and 2.9 steals per game
- Helped lead Tri-Cities to the 5A State Championship as a junior ; scored 19 points in the title game and earned MVP honors
- Played AAU for AE5 (Atlanta, Ga.), NBA All-Star Anthony Edwards' team

CAREER STATS

				Field Goals		3-Point		F-Throws		Rebounds									Scoring	
SEASON	TEAM	GP-GS	MIN/AVG	FG-FGA	FG%	3FG-3FGA	3FG%	FT-FTA	FT%	OFF	DEF	TOT	AVG	PF-FO	A	TO	BLK	STL	PTS	AVG
2023-24	Presb	33-11	516/15.6	73-163	.448	28-76	.368	23-34	.676	8	39	47	1.4	52-0	42	23	1	21	197	6.0
2024-25	Presb	33-33	1051/31.8	165-413	.400	63-171	.368	102-129	.791	12	74	86	2.6	67-0	144	75	3	51	495	15.0
2025-26	GMU	33-32	1120/33.9	159-361	.440	68-175	.389	86-97	.887	10	110	120	3.6	66-0	96	57	1	35	472	14.3
TOTAL FOR SC		**0-0**	**0/0.0**	**0-0**	**.000**	**0-0**	**.000**	**0-0**	**.000**	**0**	**0**	**0**	**0.0**	**0-0**	**0**	**0**	**0**	**0**	**0**	**0.0**
TOTAL		**99-76**	**2687/27.1**	**397-937**	**.424**	**159-422**	**.377**	**211-260**	**.812**	**30**	**223**	**253**	**2.6**	**185-0**	**282**	**155**	**5**	**107**	**1164**	**11.8**

13 Grant Polk

So. • Guard • 6-6 • 200 • Gainesville, Va. // St. Albans (Washington, D.C.)



IG: @grantpolk_

CAREER HIGHS

Single Game Highs

Statistic	Value	
Points	13	vs South Carolina St. 12/22/25
Rebounds	4	vs Charleston So. 11/28/25
Assists	2	vs N.C. A&T 11/04/25
Steals	2	vs Oklahoma 01/20/26
Blocks	1	vs Radford 11/18/25, vs Tennessee 03/03/26
FG Made	4	vs Presbyterian 11/12/25, vs Stetson 12/06/25, vs South Carolina St. 12/22/25
FG Attempts	8	vs South Carolina St. 12/22/25
3FG Made	4	vs Presbyterian 11/12/25, vs Stetson 12/06/25
3FG Attempts	6	vs The Citadel 12/13/25, vs Stetson 12/06/25, vs South Carolina St. 12/22/25
FT Made	5	at Alabama 02/14/26
FT Attempts	5	at Alabama 02/14/26

SUPERLATIVES

	'26-27	Career
Double-figure scoring	-	3
Double-figure rebounds	-	-
Double-double	-	-
5+ assists	-	-
2+ steals	-	1
Team high scoring	-	-
Team high rebounds	-	-
Team high assists	-	-
Team high steals	-	1

includes led, or shared team high

2026-27 GAME-BY-GAME

PLAYER BIO

2025-26

- Saw action in 30 games off the bench ; averaged 3.8 points and 1.1 rebounds in 12.9 minutes per game
- Appeared in 16 SEC games, logging double-digit minutes in eight of those appearances
- Shot 44.7% (21-of-47) from behind the arc in non-conference action
- Went 3-of-6 from deep and had a season-high 13 points in a win over SC State (Dec. 22)
- Was 4-of-6 from behind the arc and had 12 points in 22 minutes in a win over Stetson (Dec. 6)
- Scored eight points and hit a pair 3s vs. Northwestern (Nov. 23) at the Greenbrier Tip-Off
- Tallied eight points, knocking down two 3s, in a win over Radford (Nov. 18)
- Went 4-of-4 from 3 and had his first game in double-figures with 12 points in a win against Presbyterian (Nov. 12) ; was one of just three freshmen in the SEC (one of 18 nationally) to have a game with four or more made 3s and no misses

CAREER STATS

				Field Goals		3-Point		F-Throws		Rebounds									Scoring	
SEASON	TEAM	GP-GS	MIN/AVG	FG-FGA	FG%	3FG-3FGA	3FG%	FT-FTA	FT%	OFF	DEF	TOT	AVG	PF-FO	A	TO	BLK	STL	PTS	AVG
2025-26	SC	30-0	388/12.9	39-101	.386	26-79	.329	10-11	.909	16	18	34	1.1	23-0	4	7	2	7	114	3.8
TOTAL		**30-0**	**388/12.9**	**39-101**	**.386**	**26-79**	**.329**	**10-11**	**.909**	**16**	**18**	**34**	**1.1**	**23-0**	**4**	**7**	**2**	**7**	**114**	**3.8**

14 Eli Sparkman

5th • Guard • 6-0 • 172 • Cleveland, Tenn. // Baylor School (Chattanooga, Tenn.)



IG: @elisparkmann

CAREER HIGHS

Statistic	Value	
Points	6	at Mississippi St. 02/28/23
Rebounds	3	vs VMI 11/13/23
Assists	1	6 times
Steals	1	4 times
FG Made	2	at Mississippi St. 02/28/23
FG Attempts	3	at Mississippi St. 02/28/23
3FG Made	2	at Mississippi St. 02/28/23
3FG Attempts	3	at Mississippi St. 02/28/23
FT Made	2	vs Colorado St. 11/17/22, vs USC Upstate 11/06/23
FT Attempts	2	vs Colorado St. 11/17/22, vs USC Upstate 11/06/23

SUPERLATIVES

	'26-27	Career
Double-figure scoring	-	-
Double-figure rebounds	-	-
Double-double	-	-
5+ assists	-	-
2+ steals	-	-
Team high scoring	-	-
Team high rebounding	-	-
Team high assists	-	-
Team high steals	-	-

includes led, or shared team high

2026-27 GAME-BY-GAME

PLAYER BIO

2025-26
- Returned to the team for the fall semester after spending the 2024-25 academic year studying abroad in Santiago, Chile
- Appeared in 13 games in a limited role averaging 3.0 minutes per contest
- Graduated with a degree in international business in May

2023-24
- Played in four games, all in the non-conference portion of the schedule
- Had two points in the season-opening victory vs. USC Upstate (Nov. 6)
- Finished with two points and a career-high three rebounds in a victory vs. VMI (Nov. 13) ; played a season high 9 minutes
- Saw action in wins over George Washington (Dec. 1) and Elon (Dec. 22) but did not record any stats

2022-23
- Joined the Gamecocks as a walk-on prior to the start of the academic year
- Appeared in 12 games (eight in SEC play) off the bench, averaging 1.4 points in 6.2 minutes per game ; 15 of his 17 points came from behind the arc ; also logged three assists and three steals
- Made his debut in Garnet & Black in season opening win vs. SC State (Nov. 8) ; logged three minutes and dished out an assist
- Scored his first career points with a pair of free throws vs. Colorado State (Nov. 17) in the team's opening game of the Charleston Classic
- Made a 3-pointer in four of the team's final five games of the season
- Played season-high 11 minutes at Mississppi State (Feb. 28) and knocked down a pair of 3s for a season-high six points
- Saw 10 minutes of action in the opening game of the SEC Tournament vs. Ole Miss (March 8) ; had three points and a steal

CAREER STATS

SEASON	TEAM	GP-GS	MIN/AVG	FG-FGA	FG%	3FG-3FGA	3FG%	FT-FTA	FT%	OFF	DEF	TOT	AVG	PF-FO	A	TO	BLK	STL	PTS	AVG
2022-23	SC	12-0	74/6.2	5-10	.500	5-8	.625	2-2	1.000	2	6	8	0.7	6-0	3	2	0	3	17	1.4
2023-24	SC	4-0	21/5.3	1-5	.200	0-4	.000	2-2	1.000	1	3	4	1.0	1-0	0	1	0	0	4	1.0
2025-26	SC	13-0	39/3.0	2-7	.286	2-7	.286	0-0	.000	1	3	4	0.3	2-0	3	0	0	1	6	0.5
TOTAL		**29-0**	**134/4.6**	**8-22**	**.364**	**7-19**	**.368**	**4-4**	**1.000**	**4**	**12**	**16**	**0.6**	**9-0**	**6**	**3**	**0**	**4**	**27**	**0.9**

15 Ford Wilder

Fr. • Guard • 6-4 • 190 • Sumter, S.C. // Wilson Hall



IG: @fordwilder

CAREER HIGHS

SUPERLATIVES

	'26-27	Career
Double-figure scoring	-	-
Double-figure rebounds	-	-
Double-double	-	-
5+ assists	-	-
2+ steals	-	-
Team high scoring	-	-
Team high rebounds	-	-
Team high assists	-	-
Team high steals	-	-

includes led, or shared team high

2026-27 GAME-BY-GAME

PLAYER BIO

PRE-SOUTH CAROLINA

- Prepped at Wilson Hall High School in Sumter, S.C. where he was a four-year varsity letterwinner in hoops
- Scored over 1,300 points, averaging 23.3 points, 5.5 rebounds, 1.8 steals, 1.5 assists and 1.0 blocks as a senior in 2025-26 for the Barons
- As a junior, averaged 14.5 points, 5.2 rebounds, 2.1 assists and 1.5 steals per game
- Was a three-sport athlete at Wilson Hall (basketball, football, track & field)
- As a senior on the football field, had 87 carries for 485 yards (5.6 avg) with 12 touchdowns ; as a junior, caught 27 passes for 518 yards (19.2 avg) with five touchdowns ; also threw nine touchdown passes in his prep career on the gridiron
- Played AAU for Upward Stars Pee Dee

CAREER STATS

19 Hugo López *OOO-goh*

5th • Forward • 6-9 • 210 • Madrid, Spain // Movistar Estudiantes



IG: @hugolopezb

CAREER HIGHS

SUPERLATIVES

	'26-27	Career
Double-figure scoring	-	-
Double-figure rebounding	-	-
Double-double	-	-
5+ assists	-	-
2+ blocks	-	-
2+ steals	-	-
Team high scoring	-	-
Team high rebounding	-	-
Team high assists	-	-
Team high blocks	-	-
Team high steals	-	-

includes led, or shared team high

2026-27 GAME-BY-GAME

PLAYER BIO

PRE-SOUTH CAROLINA

- Recently concluded his fourth season playing for CB Estudiantes ; played primarily in Primera FEB, the second division of Spanish basketball, for Movistar Estudiantes
- In 2025-26, averaged 2.7 points and 3.5 rebounds while shooting 56.4% from the floor in 10.9 minutes per game
- In 2023-24, saw action in 24 games and averaged 2.9 points and 2.5 rebounds per game while shooting 50% from the floor in 12.0 minutes per contest
- In 2022-23, played in 32 games averaging 4.6 points and 4.1 rebounds in 13.5 minutes per contest ; logged shooting splits of 48.5% from the floor and 42.9% from behind the 3-point line
- In 2023, played for Spain in the FIBA U20 European Championship in Greece ; averaged 7.6 points and 3.8 rebounds per game ; was 17-of-21 (81%) from the floor across five games ; had 15 points (7-of-9 FGs) and seven rebounds in a 76-54 win in the group phase over Serbia
- Also represented Spain in the FIBA U19 World Cup in 2021

CAREER STATS

20 Hayden Assemian *uh-SIM-eon*

So. • Forward • 6-6 • 228 • Greenville, S.C. // Moravian Prep (Hudson, N.C.)



IG: @ots_hayden

CAREER HIGHS

Single Game Highs

Statistic	Value	
Points	13	vs UAlbany 12/30/25
Rebounds	8	vs Presbyterian 11/12/25
Assists	2	vs N.C. A&T 11/04/25, vs Georgia 01/10/26
Steals	1	4 times
Blocks	2	vs Presbyterian 11/12/25, vs UAlbany 12/30/25
FG Made	5	vs UAlbany 12/30/25
FG Attempts	5	vs UAlbany 12/30/25
FT Made	3	vs The Citadel 12/13/25, vs UAlbany 12/30/25
FT Attempts	4	vs The Citadel 12/13/25

SUPERLATIVES

	'26-27	Career
Double-figure scoring	-	1
Double-double	-	-
5+ assists	-	-
3+ steals	-	-
2+ blocks	-	2
Team high scoring	-	-
Team high rebounding	-	2
Team high assists	-	-
Team high steals	-	2
Team high blocks	-	4

includes led, or shared team high

2026-27 GAME-BY-GAME

PLAYER BIO

2025-26

- Saw action in 24 games (four starts) in his first season on campus ; averaged 2.4 points and 2.5 rebounds per game while shooting 69.4% (25-of-36) from the floor ; his 10 blocks ranked second on the team
- Played season-high 16 minutes in the SEC opener against No. 11/11 Vanderbilt (Jan. 3), pulling down four rebounds
- Had first career game in double-figures with 13 points, five rebounds, two blocks and a steal in a blowout victory over UAlbany (Dec. 30) ; went a perfect 5-of-5 from the floor and four of his five rebounds came on the offensive glass
- Finished with seven points, six rebounds and a block in win vs. SC State (Dec. 22)
- Earned first career start and pulled down a season-high eight rebounds (six offensive) in 14 minutes of action in a victory over Presbyterian (Nov. 12)
- Made Gamecock debut in opener against NC A&T (Nov. 4) ; had four rebounds, two points and a pair of assists in the win over the Aggies

CAREER STATS

				Field Goals		3-Point		F-Throws		Rebounds									Scoring	
SEASON	TEAM	GP-GS	MIN/AVG	FG-FGA	FG%	3FG-3FGA	3FG%	FT-FTA	FT%	OFF	DEF	TOT	AVG	PF-FO	A	TO	BLK	STL	PTS	AVG
2025-26	SC	24-4	235/9.8	25-36	.694	0-0	.000	8-14	.571	23	36	59	2.5	39-0	7	12	10	4	58	2.4
TOTAL		**24-4**	**235/9.8**	**25-36**	**.694**	**0-0**	**.000**	**8-14**	**.571**	**23**	**36**	**59**	**2.5**	**39-0**	**7**	**12**	**10**	**4**	**58**	**2.4**

21 Juan Fernández

5th • Forward • 6-11 • 220 • Santa Fe, Argentina // Bàsquet Girona



IG: @_juanfz

CAREER HIGHS

SUPERLATIVES

	'26-27	Career
Double-figure scoring	-	-
Double-figure rebounding	-	-
Double-double	-	-
5+ assists	-	-
2+ blocks	-	-
2+ steals	-	-
Team high scoring	-	-
Team high rebounding	-	-
Team high assists	-	-
Team high blocks	-	-
Team high steals	-	-

includes led, or shared team high

2026-27 GAME-BY-GAME

PLAYER BIO

PRE-SOUTH CAROLINA

- Recently wrapped up his fifth season playing in Liga ACB, the top league in Spain
- Spent the past two seasons playing for Bàsquet Girona ; in 2025-26, averaged 7.7 points, 4.4 rebounds and 1.1 assists in 19.7 minutes per game ; shot 48.2% from the floor
- In 2024-25 for Girona, averaged 9.4 points, 4.7 rebounds and 1.0 assists in 19.0 minutes per game while shooting 55.4% from the floor
- Represented Argentina in the 2025 FIBA AmeriCup in Nicaragua ; helped lead the team to the silver medal after averaging 13.7 points, 6.0 rebounds and 1.2 assists per contest over six games ; shot 57.8% (26-of-45) from the floor and 38.5% from 3 en route to earning a spot on the all-tournament team
- Exploded for 36 points and 16 rebounds in an 84-83 group phase victory over Colombia (8/25/25) ; was 15-of-20 (75%) from the floor, 3-of-5 (60%) from 3 and 12-of-15 (80%) at the free throw line
- Saw action in 42 games in 2023-24 playing for CB Breogán ; averaged 8.5 points and 4.1 rebounds shooting 52.4% from the floor in 19.2 minutes per game
- After climbing through the ranks of Fuenlabrada's youth system, spent two seasons playing for their first team in Liga ACB from 2021-23 ; made his first team debut in November of 2021
- Played for Argentina in the 2018 U17 World Cup and 2019 U19 World Cup ; made his senior debut for the national debut against Paraguay in November of 2021 during 2023 FIBA World Cup qualifiers

CAREER STATS

23 Camden Heide *HIGH-dee*

5th • Forward • 6-7 • 215 • Wayzata, Minn. // Texas



IG: @cam.heide

CAREER HIGHS

Single Game Highs

Statistic	Value	
Points	20	vs Rider 11/18/25
Rebounds	11	vs Southern California 03/13/25
Assists	3	at Minnesota 01/02/25, vs Chaminade 11/25/25
Steals	3	vs Jacksonville 12/21/23, at Penn St. 12/05/24
Blocks	2	vs Samford 11/06/23, vs Alabama 12/09/23, vs Maryland 12/08/24
FG Made	7	vs Rutgers 02/22/24, vs Rider 11/18/25
FG Attempts	11	vs Rider 11/18/25
3FG Made	6	vs Rider 11/18/25
3FG Attempts	9	vs Rider 11/18/25, at Tennessee 01/06/26
FT Made	4	at Oregon 01/18/25, vs Maryland 12/08/24, vs Marshall 11/23/24
FT Attempts	5	at Oregon 01/18/25

SUPERLATIVES

	'26-27	Career
Double-figure scoring	-	15
Double-figure rebounding	-	2
Double-double	-	1
5+ assists	-	-
2+ blocks	-	3
2+ steals	-	6
Team high scoring	-	-
Team high rebounding	-	-
Team high assists	-	-
Team high blocks	-	-
Team high steals	-	-

*includes led, or shared team high ; * Carolina ONLY*

2026-27 GAME-BY-GAME

PLAYER BIO

PRE-SOUTH CAROLINA

- Has played in 110 games (37 starts) in three seasons with stops at Purdue (2022-25) and Texas (2025-26) averaging 4.5 points and 2.7 rebounds per game ; has played in 12 NCAA Tournament games over the course of his career with three Sweet 16s, including the 2024 National Championship game
- Career 51.3% (175-of-341 FGs) shooter with a 43.2% (98-of-227 3FGs) clip from behind the arc
- Played in 35 games (29 starts) this past season at Texas, helping the Longhorns advance to the Sweet 16 ; hit the game-winning corner 3 in the round of 32 against No. 12/10 Gonzaga with 14 seconds left
- Averaged 5.9 points and 2.7 rebounds in 22.5 minutes per game at Texas ; had shooting splits of 49.3% (72-of-146 FGs) from the floor and 45.4% (49-of-108 3FGs) from 3-point land which led all SEC players (No. 18 nationally) with 40 or more made 3s on the season
- Scored 17 points and was 5-of-6 (83.3%) from behind the arc at Auburn (Jan. 28)
- Finished with a career-high 20 points in a win vs. Rider (Nov. 18) ; was 6-of-9 (66.7%) from distance
- Played in 75 career games (eight starts) and registered totals of 295 points (3.9 ppg) and 205 rebounds (2.7 rpg) in 1,190 minutes (15.9 mpg) over two seasons at Purdue (2023-25)
- Converted 52.8-percent (103-195) from the floor, including a 41.2-percent mark (49-119) from 3-point range, and 78.4-percent (40-51) from the free throw line while with the Boilermakers
- Played in 36 games (eight starts) as a redshirt sophomore in 2024-25 at Purdue ; averaged 4.7 points and 3.6 rebounds in 19.6 minutes per game helping them advance to the Sweet 16 ; shot 39.2% (31-of-79) from 3
- Had his first career double-double with 11 points and 10 rebounds in the team's NCAA Tournament Round of 64 victory over High Point (3/20/25)
- Played in all 39 games as a redshirt freshman for the Boilermakers in 2023-24, averaging 3.3 points and 1.9 rebounds in 12.4 minutes per game ; helped Purdue register a 34-5 record, claim the Big Ten regular season title (17-3), advance to the NCAA Championship Game and earn a No. 2 ranking in the final Associated Press poll
- Shot 45.0% (18-of-40) from 3 in his first season of college basketball ; recorded the best effective field goal percentage (.682) of any high-major freshman in the nation with a minimum of 75 field goal attempts
- One of just two players nationally to shoot at least 65.0-percent from two-point range and 45.0-percent from three-point range on the season, joined by Hofstra's German Platnikov
- His follow-slam in the National Championship game against UConn was tabbed the No. 1 play of the day on ESPN SportsCenter's Top 10

CAREER STATS

				Field Goals		3-Point		F-Throws		Rebounds									Scoring	
SEASON	TEAM	GP-GS	MIN/AVG	FG-FGA	FG%	3FG-3FGA	3FG%	FT-FTA	FT%	OFF	DEF	TOT	AVG	PF-FO	A	TO	BLK	STL	PTS	AVG
2023-24	Purdue	39-0	484/12.4	49-85	.576	18-40	.450	11-15	.733	23	52	75	1.9	57-0	14	10	9	8	127	3.3
2024-25	Purdue	36-8	706/19.6	54-110	.491	31-79	.392	29-36	.806	31	99	130	3.6	72-2	15	12	8	13	168	4.7
2025-26	TX	35-29	786/22.5	72-146	.493	49-108	.454	12-17	.706	28	65	93	2.7	85-2	23	15	5	15	205	5.9
TOTAL FOR SC		**0-0**	**0/0.0**	**0-0**	**.000**	**0-0**	**.000**	**0-0**	**.000**	**0**	**0**	**0**	**0.0**	**0-0**	**0**	**0**	**0**	**0**	**0**	**0.0**
TOTAL		**110-37**	**1976/18.0**	**175-341**	**.513**	**98-227**	**.432**	**52-68**	**.765**	**82**	**216**	**298**	**2.7**	**214-4**	**52**	**37**	**22**	**36**	**500**	**4.5**

25 Davion Hannah *DAY-vee-ON*

So. • Guard • 6-6 • 190 • Milwaukee, Wisc. // Alabama



IG: n/a

CAREER HIGHS

Single Game Highs

Statistic	Value	
Points	12	vs Maryland 11/26/25
Rebounds	8	vs UTSA 12/07/25
Assists	2	vs North Dakota 11/03/25, vs UTSA 12/07/25, vs Maryland 11/26/25
Steals	3	vs North Dakota 11/03/25
Blocks	1	at St. John's (NY) 11/08/25, vs Clemson 12/03/25
FG Made	5	vs Maryland 11/26/25
FG Attempts	7	vs North Dakota 11/03/25, vs Maryland 11/26/25
3FG Made	2	vs UTSA 12/07/25
3FG Attempts	5	vs UTSA 12/07/25
FT Made	3	vs UTSA 12/07/25
FT Attempts	4	vs UTSA 12/07/25

SUPERLATIVES

	'26-27	Career
Double-figure scoring	-	1
Double-figure rebounds	-	-
Double-double	-	-
5+ assists	-	-
2+ steals	-	-
Team high scoring	-	-
Team high rebounding	-	-
Team high assists	-	-
Team high steals	-	-

*includes led, or shared team high ; * Carolina ONLY*

2026-27 GAME-BY-GAME

PLAYER BIO

PRE-SOUTH CAROLINA

- Was limited due to injury and saw action in 10 games at Alabama in 2025-26, averaging 3.3 points, 1.9 rebounds and 0.8 assists per contest
- Logged shooting splits of 46.2% (12-of-26) from the floor and 36.4% (4-of-11) from behind the arc in 12.8 minutes per game for the Crimson Tide
- Scored nine points and pulled down season-high eight rebounds in a victory over UTSA (12/7/25)
- Went 5-of-7 from the floor and had a season-high 12 points, four rebounds, two assists and a steal in a blowout victory over Maryland (11/27/25)
- Had nine points, three rebounds, a season-high three steals and two assists in his collegiate debut, a season-opening win over North Dakota (11/3/25)
- A four-star recruit, was the No. 1 player from Wisconsin and No. 42 overall by On3 ; slotted as the No. 3 combo guard in the country by On3
- Was a 2025 McDonald's All-American nominee and was named to the Naismith High School Palyer of the Year Watch List
- Competed in the 2024 NBPA Top 100 Camp, widely regarded as the premier basketball event available to elite high school athletes ; since its inception in 1994, over 300 players have gone on to successful careers in the NBA
- Finished his high school career at Link Academy in Missouri ; team was the Geico National Championship Runner-Up and finished the season ranked No. 2 in the country
- In 56 games at Nicolet High School (Glendale, Wis.) from 2022-24, averaged 19.4 points, 9.0 rebounds, 2.3 assists, 2.3 steals and 1.3 blocks per game

CAREER STATS

				Field Goals		3-Point		F-Throws		Rebounds									Scoring	
SEASON	TEAM	GP-GS	MIN/AVG	FG-FGA	FG%	3FG-3FGA	3FG%	FT-FTA	FT%	OFF	DEF	TOT	AVG	PF-FO	A	TO	BLK	STL	PTS	AVG
2025-26	UA	10-0	128/12.8	12-26	.462	4-11	.364	5-8	.625	4	15	19	1.9	9-0	8	10	2	7	33	3.3
TOTAL FOR SC		**0-0**	**0/0.0**	**0-0**	**.000**	**0-0**	**.000**	**0-0**	**.000**	**0**	**0**	**0**	**0.0**	**0-0**	**0**	**0**	**0**	**0**	**0**	**0.0**
TOTAL		**10-0**	**128/12.8**	**12-26**	**.462**	**4-11**	**.364**	**5-8**	**.625**	**4**	**15**	**19**	**1.9**	**9-0**	**8**	**10**	**2**	**7**	**33**	**3.3**

32 Aleksas Bieliauskas *uh-LEK-sus beh-LAOS-kus*

So. • Forward • 6-11 • 250 • Kaunas, Lithuania // Wisconsin



IG: alexbielas

CAREER HIGHS

Single Game Highs

Statistic	Value	
Points	17	at Michigan 01/10/26
Rebounds	10	vs Marquette 12/06/25
Assists	4	vs Central Mich. 12/22/25, vs Illinois 03/13/26
Steals	1	6 times
Blocks	3	vs Michigan St. 02/13/26
FG Made	6	at Michigan 01/10/26
FG Attempts	12	at Michigan 01/10/26
3FG Made	5	at Michigan 01/10/26
3FG Attempts	10	at Michigan 01/10/26
FT Made	4	vs Ohio St. 01/31/26
FT Attempts	4	at Oregon 02/25/26, vs Ohio St. 01/31/26, vs Illinois 03/13/26

SUPERLATIVES

	'26-27	Career
Double-figure scoring	-	5
Double-figure rebounds	-	1
Double-double	-	1
5+ assists	-	-
2+ blocks	-	3
2+ steals	-	-
Team high scoring	-	-
Team high rebounding	-	-
Team high assists	-	-
Team high steals	-	-

*includes led, or shared team high ; * Carolina ONLY*

2026-27 GAME-BY-GAME

PLAYER BIO

PRE-SOUTH CAROLINA

- Saw action in 35 games (28 starts) as a true freshman at Wisconsin in 2025-26 ; played 20.1 minutes per game and averaged 4.9 points, 4.4 rebounds and 0.9 assists per game in helping lead the Badgers to the NCAA Tournament
- Logged shooting splits of 43.1% (62-of-144) from the floor and 34.6% (28-of-81) from behind the arc ; had five games in double-figures and 15 games with five or more rebounds
- Hit four 3s and had 16 points in a road win at No. 15/14 Purdue (3/7/26)
- Recorded 10 points and seven rebounds in a win vs. Ohio State (1/31/26)
- Had a career-high 17 points in an upset win at No. 2/1 Michigan (1/10/26), hitting five 3s ; became just the fifth Badger freshman to hit five 3s in a game since 2000
- Scored 11 points and pulled down 10 rebounds for his first career double-double in a win vs. Marquette (12/6/25) ; one of five Badger freshman to record a double-double in program history
- Prior to lone season in Madison, played for Zalgiris II in the Lithuanian National Basketball League ; averaged 12.1 points, 6.8 rebounds and shot 39.3% from 3 in 45 games
- Helped lead Lithuania to silver medal at the 2025 FIBA U20 EuroBasket (European championship for men's national U20 teams) ; averaged 12.4 points and 8.3 rebounds per game ; had 17 points and 12 rebounds in the gold medal game vs. Italy

CAREER STATS

				Field Goals		3-Point		F-Throws		Rebounds									Scoring	
SEASON	TEAM	GP-GS	MIN/AVG	FG-FGA	FG%	3FG-3FGA	3FG%	FT-FTA	FT%	OFF	DEF	TOT	AVG	PF-FO	A	TO	BLK	STL	PTS	AVG
2025-26	Wisc	35-28	705/20.1	62-144	.431	28-81	.346	19-30	.633	53	100	153	4.4	77-0	30	28	21	6	171	4.9
TOTAL FOR SC		**0-0**	**0/0.0**	**0-0**	**.000**	**0-0**	**.000**	**0-0**	**.000**	**0**	**0**	**0**	**0.0**	**0-0**	**0**	**0**	**0**	**0**	**0**	**0.0**
TOTAL		**35-28**	**705/20.1**	**62-144**	**.431**	**28-81**	**.346**	**19-30**	**.633**	**53**	**100**	**153**	**4.4**	**77-0**	**30**	**28**	**21**	**6**	**171**	**4.9**

2025-26 South Carolina Men's Basketball
Combined Team Statistics
All games

Game Records

Record	Overall	Home	Away	Neutral
ALL GAMES	13-19	11-8	2-8	0-3
CONFERENCE	4-14	2-7	2-7	0-0
NON-CONFERENCE	9-5	9-1	0-1	0-3

Score by Periods

Team	1st	2nd	OT	TOT
South Carolina	1126	1237	35	2398
Opponents	1125	1283	39	2447

Team Box Score

No.	Player				Total		3-Point		F-Throw		Rebounds											
		GP-GS	MIN	AVG	FG-FGA	FG%	3FG-3FGA	3FG%	FT-FTA	FT%	OFF	DEF	TOT	AVG	PF	DQ	A	TO	BLK	STL	PTS	AVG
5	JOHNSON, Meechie	32-32	1006:04	31.4	159-384	.414	58-178	.326	174-215	.809	9	97	106	3.3	68	1	137	73	4	40	550	17.2
55	SHARAVJAMTS, Mike	32-32	952:24	29.8	121-247	.490	29-85	.341	78-89	.876	41	137	178	5.6	69	0	74	44	28	21	349	10.9
4	KNOX, Kobe	32-32	959:23	30.0	115-234	.491	23-74	.311	94-124	.758	36	79	115	3.6	73	3	66	42	6	35	347	10.8
31	STRONG, Elijah	32-18	547:35	17.1	124-279	.444	27-97	.278	44-58	.759	16	59	75	2.3	70	2	30	30	6	12	319	10.0
15	ELLIS, Eli	28-0	749:14	26.8	80-207	.386	23-82	.280	58-66	.879	19	59	78	2.8	41	0	55	27	1	23	241	8.6
10	STUTE, Myles	27-24	632:60	23.4	51-143	.357	34-110	.309	16-25	.640	20	81	101	3.7	50	0	23	26	6	17	152	5.6
24	KAPIC, Nordin	22-4	238:24	10.8	30-73	.411	16-47	.340	9-13	.692	14	31	45	2.0	28	0	8	9	1	3	85	3.9
13	POLK, Grant	30-0	388:00	12.9	39-101	.386	26-79	.329	10-11	.909	16	18	34	1.1	23	0	4	7	2	7	114	3.8
6	WALKER, EJ	22-6	351:17	16.0	24-56	.429	7-29	.241	8-17	.471	20	39	59	2.7	50	2	8	18	5	6	63	2.9
0	BUTLER, Jordan	25-4	220:16	8.8	21-44	.477	5-20	.250	24-31	.774	20	25	45	1.8	29	1	4	5	5	4	71	2.8
20	ASSEMIAN, Hayden	24-4	235:02	9.8	25-36	.694	0-0	.000	8-14	.571	23	36	59	2.5	39	0	7	12	10	4	58	2.4
2	ESSANDOKO, Christ	21-4	155:23	7.4	14-44	.318	6-16	.375	9-18	.500	11	23	34	1.6	21	0	7	10	2	3	43	2.0
14	SPARKMAN, Eli	13-0	38:57	3.0	2-7	.286	2-7	.286	0-0	.000	1	3	4	0.3	2	0	3	0	0	1	6	0.5
Team											50	59	109					15				
Total		**32**	**6475**		**805-1855**	**.434**	**256-824**	**.311**	**532-681**	**.781**	**296**	**746**	**1042**	**32.6**	**563**	**9**	**426**	**318**	**76**	**176**	**2398**	**74.9**
Opponents		**32**	**6475**		**881-1921**	**.459**	**219-688**	**.318**	**466-653**	**.714**	**353**	**794**	**1147**	**35.8**	**555**	**7**	**504**	**322**	**114**	**205**	**2447**	**76.5**

Team Statistics

	SC	OPP
Scoring	**2398**	**2447**
Points per game	74.9	76.5
Scoring margin	-1.5	-
Field goals-att	**805-1855**	**881-1921**
Field goal pct	.434	.459
3 point fg-att	**256-824**	**219-688**
3-point FG pct	.311	.318
3-pt FG made per game	8.0	6.8
Free throws-att	**532-681**	**466-653**
Free throw pct	.781	.714
F-Throws made per game	16.6	14.6
Rebounds	**1042**	**1147**
Rebounds per game	32.6	35.8
Rebounding margin	-3.3	-
Assists	**426**	**504**
Assists per game	13.3	15.8
Turnovers	**318**	**322**
Turnovers per game	9.9	10.1
Turnover margin	+0.1	-
Assist/turnover ratio	1.3	1.6
Steals	**176**	**205**
Steals per game	5.5	6.4
Blocks	**76**	**114**
Blocks per game	2.4	3.6
Winning streak	**0**	**-**
Home win streak	0	-
Attendance	**205137**	**106429**
Home games-Avg/Game	19-10797	10-10643
Neutral site-Avg/Game	-	3-4231

Team Results

Date	Opponent		Score	Att.
11/04/2025	N.C. A&T	W	91-72	12344
11/09/2025	Southern Miss.	Wot	83-79	11420
11/12/2025	Presbyterian	W	81-61	11874
11/18/2025	Radford	W	87-58	11623
11/21/2025	vs Butler	L	72-79	1209
11/23/2025	vs Northwestern	L	77-79	782
11/28/2025	Charleston So.	W	74-62	9789
12/02/2025	Virginia Tech	Lot	83-86	11420
12/06/2025	Stetson	W	82-51	9055
12/13/2025	The Citadel	W	71-55	10199
12/16/2025	at Clemson	L	61-68	9000
12/22/2025	South Carolina St.	W	95-70	10171
12/30/2025	UAlbany	W	96-67	9501
01/03/2026	Vanderbilt	L	71-83	9760
01/06/2026	at LSU	W	78-68	6303
01/10/2026	Georgia	L	70-75	11091
01/14/2026	at Arkansas	L	74-108	19200
01/17/2026	at Auburn	L	67-71	9121
01/20/2026	Oklahoma	W	85-76	10861
01/24/2026	at Texas A&M	L	69-92	10357
01/28/2026	Florida	L	48-95	12686
01/31/2026	LSU	Lot	87-92	10738
02/03/2026	at Texas	L	75-84	10286
02/07/2026	Missouri	L	59-78	10505
02/14/2026	at Alabama	L	75-89	13474
02/17/2026	at Florida	L	62-76	10622
02/21/2026	Mississippi St.	W	97-89	10265
02/24/2026	Kentucky	L	63-72	11318
02/28/2026	at Georgia	L	68-87	10523
03/03/2026	Tennessee	L	59-78	10517
03/07/2026	at Ole Miss	W	64-61	7543
03/11/2026	vs Oklahoma	L	74-86	10701

2025-26 South Carolina Men's Basketball
Combined Team Statistics
In Conference games

as of Mar 12, 2026

Game Records

Record	Overall	Home	Away	Neutral
ALL GAMES	4-14	2-7	2-7	0-0
CONFERENCE	4-14	2-7	2-7	0-0
NON-CONFERENCE	0-0	0-0	0-0	0-0

Score by Periods

Team	1st	2nd	OT	TOT
South Carolina	591	671	9	1271
Opponents	683	777	14	1474

Team Box Score

No.	Player				Total		3-Point		F-Throw		Rebounds											
		GP-GS	MIN	AVG	FG-FGA	FG%	3FG-3FGA	3FG%	FT-FTA	FT%	OFF	DEF	TOT	AVG	PF	DQ	A	TO	BLK	STL	PTS	AVG
5	JOHNSON, Meechie	18-18	591:04	32.8	98-234	.419	33-100	.330	125-152	.822	5	48	53	2.9	41	1	86	44	4	25	354	19.7
4	KNOX, Kobe	18-18	565:06	31.4	70-140	.500	12-33	.364	51-74	.689	17	59	76	4.2	42	2	24	22	3	21	203	11.3
31	STRONG, Elijah	18-16	331:43	18.4	74-177	.418	16-56	.286	23-30	.767	12	34	46	2.6	44	1	17	18	4	8	187	10.4
55	SHARAVJAMTS, Mike	18-18	552:37	30.7	61-139	.439	16-43	.372	38-45	.844	21	72	93	5.2	39	0	38	26	17	12	176	9.8
15	ELLIS, Eli	15-0	401:16	26.8	37-106	.349	14-43	.326	24-27	.889	12	31	43	2.9	22	0	21	11	1	12	112	7.5
10	STUTE, Myles	16-15	387:53	24.2	27-78	.346	19-60	.317	5-11	.455	11	45	56	3.5	29	0	9	11	4	10	78	4.9
24	KAPIC, Nordin	10-0	121:00	12.1	12-33	.364	7-26	.269	4-4	1.000	6	16	22	2.2	16	0	3	5	1	2	35	3.5
6	WALKER, EJ	16-5	280:24	17.5	22-48	.458	6-24	.250	5-11	.455	15	30	45	2.8	39	2	8	15	3	5	55	3.4
13	POLK, Grant	16-0	177:57	11.1	11-42	.262	4-31	.129	7-7	1.000	8	5	13	0.8	11	0	1	3	1	4	33	2.1
2	ESSANDOKO, Christ	10-0	57:21	5.7	4-16	.250	1-5	.200	4-9	.444	6	5	11	1.1	9	0	1	4	1	1	13	1.3
0	BUTLER, Jordan	11-0	60:49	5.5	4-11	.364	2-5	.400	3-4	.750	5	4	9	0.8	10	0	1	2	2	0	13	1.2
20	ASSEMIAN, Hayden	12-0	88:23	7.4	4-11	.364	0-0	.000	1-2	.500	6	9	15	1.3	16	0	3	5	3	2	9	0.8
14	SPARKMAN, Eli	5-0	09:26	1.9	1-4	.250	1-4	.250	0-0	.000	1	0	1	0.2	0	0	2	0	0	0	3	0.6
Team											31	36	67					7				
Total		**18**	**3625**		**425-1039**	**.409**	**131-430**	**.305**	**290-376**	**.771**	**156**	**394**	**550**	**30.6**	**318**	**6**	**214**	**173**	**44**	**102**	**1271**	**70.6**
Opponents		**18**	**3625**		**525-1101**	**.477**	**141-431**	**.327**	**283-373**	**.759**	**215**	**483**	**698**	**38.8**	**302**	**3**	**320**	**180**	**83**	**117**	**1474**	**81.9**

Team Statistics

	SC	OPP
Scoring	**1271**	**1474**
Points per game	70.6	81.9
Scoring margin	-11.3	-
Field goals-att	**425-1039**	**525-1101**
Field goal pct	.409	.477
3 point fg-att	**131-430**	**141-431**
3-point FG pct	.305	.327
3-pt FG made per game	7.3	7.8
Free throws-att	**290-376**	**283-373**
Free throw pct	.771	.759
F-Throws made per game	16.1	15.7
Rebounds	**550**	**698**
Rebounds per game	30.6	38.8
Rebounding margin	-8.2	-
Assists	**214**	**320**
Assists per game	11.9	17.8
Turnovers	**173**	**180**
Turnovers per game	9.6	10.0
Turnover margin	+0.4	-
Assist/turnover ratio	1.2	1.8
Steals	**102**	**117**
Steals per game	5.7	6.5
Blocks	**44**	**83**
Blocks per game	2.4	4.6
Winning streak	**1**	**-**
Home win streak	0	-
Attendance	**97741**	**97429**
Home games-Avg/Game	9-10860	9-10825
Neutral site-Avg/Game	-	0-0

Team Results

Date	Opponent		Score	Att.
01/03/2026	Vanderbilt	L	71-83	9760
01/06/2026	at LSU	W	78-68	6303
01/10/2026	Georgia	L	70-75	11091
01/14/2026	at Arkansas	L	74-108	19200
01/17/2026	at Auburn	L	67-71	9121
01/20/2026	Oklahoma	W	85-76	10861
01/24/2026	at Texas A&M	L	69-92	10357
01/28/2026	Florida	L	48-95	12686
01/31/2026	LSU	Lot	87-92	10738
02/03/2026	at Texas	L	75-84	10286
02/07/2026	Missouri	L	59-78	10505
02/14/2026	at Alabama	L	75-89	13474
02/17/2026	at Florida	L	62-76	10622
02/21/2026	Mississippi St.	W	97-89	10265
02/24/2026	Kentucky	L	63-72	11318
02/28/2026	at Georgia	L	68-87	10523
03/03/2026	Tennessee	L	59-78	10517
03/07/2026	at Ole Miss	W	64-61	7543

2025-26 South Carolina Men's Basketball
Overall Team Statistics
All games

as of Mar 12, 2026

Team Statistics

	SC	OPP
Scoring	**2398**	**2447**
Points per game	74.9	76.5
Scoring margin	-1.5	-
Field goals-att	**805-1855**	**881-1921**
Field goal pct	.434	.459
3 point fg-att	**256-824**	**219-688**
3-point FG pct	.311	.318
3-pt FG made per game	8.0	6.8
Free throws-att	**532-681**	**466-653**
Free throw pct	.781	.714
F-Throws made per game	16.6	14.6
Rebounds	**1042**	**1147**
Rebounds per game	32.6	35.8
Rebounding margin	-3.3	-
Assists	**426**	**504**
Assists per game	13.3	15.8
Turnovers	**318**	**322**
Turnovers per game	9.9	10.1
Turnover margin	+0.1	-
Assist/turnover ratio	1.3	1.6
Steals	**176**	**205**
Steals per game	5.5	6.4
Blocks	**76**	**114**
Blocks per game	2.4	3.6
Winning streak	**0**	**-**
Home win streak	0	-
Attendance	**205137**	**106429**
Home games-Avg/Game	19-10797	10-10643
Neutral site-Avg/Game	-	3-4231

Score by Periods

Team	1st	2nd	OT	TOT
South Carolina	1126	1237	35	2398
Opponents	1125	1283	39	2447

2025-26 South Carolina Men's Basketball
Category Leaders
All games

Points

##	Player	G	Pts	Pts/G
5	Johnson, Meechie	32	550	17.2
55	Sharavjamts, Mike	32	349	10.9
4	Knox, Kobe	32	347	10.8
31	Strong, Elijah	32	319	10.0
15	Ellis, Eli	28	241	8.6
10	Stute, Myles	27	152	5.6
13	Polk, Grant	30	114	3.8
24	Kapic, Nordin	22	85	3.9
0	Butler, Jordan	25	71	2.8
6	Walker, EJ	22	63	2.9
20	Assemian, Hayden	24	58	2.4
2	Essandoko, Christ	21	43	2.0
14	Sparkman, Eli	13	6	0.5

Scoring Average

##	Player	G	Pts	Pts/G
5	Johnson, Meechie	32	550	17.2
55	Sharavjamts, Mike	32	349	10.9
4	Knox, Kobe	32	347	10.8
31	Strong, Elijah	32	319	10.0
15	Ellis, Eli	28	241	8.6
10	Stute, Myles	27	152	5.6
24	Kapic, Nordin	22	85	3.9
13	Polk, Grant	30	114	3.8
6	Walker, EJ	22	63	2.9
0	Butler, Jordan	25	71	2.8
20	Assemian, Hayden	24	58	2.4
2	Essandoko, Christ	21	43	2.0
14	Sparkman, Eli	13	6	0.5

Field Goal Percentage

##	Player	FG	Att	Pct
20	Assemian, Hayden	25	36	.694
4	Knox, Kobe	115	234	.491
55	Sharavjamts, Mike	121	247	.490
0	Butler, Jordan	21	44	.477
31	Strong, Elijah	124	279	.444
6	Walker, EJ	24	56	.429
5	Johnson, Meechie	159	384	.414
24	Kapic, Nordin	30	73	.411
15	Ellis, Eli	80	207	.386
13	Polk, Grant	39	101	.386
10	Stute, Myles	51	143	.357
2	Essandoko, Christ	14	44	.318
14	Sparkman, Eli	2	7	.286

Field Goal Attempts

##	Player	G	Att	Att/G
5	Johnson, Meechie	32	384	12.0
31	Strong, Elijah	32	279	8.7
55	Sharavjamts, Mike	32	247	7.7
4	Knox, Kobe	32	234	7.3
15	Ellis, Eli	28	207	7.4

Field Goals Made

##	Player	G	Made	Made/G
5	Johnson, Meechie	32	159	5.0
31	Strong, Elijah	32	124	3.9
55	Sharavjamts, Mike	32	121	3.8
4	Knox, Kobe	32	115	3.6
15	Ellis, Eli	28	80	2.9

2025-26 South Carolina Men's Basketball
Category Leaders
All games

3-Point FG Percentage

##	Player	3FG	Att	Pct
2	Essandoko, Christ	6	16	.375
55	Sharavjamts, Mike	29	85	.341
24	Kapic, Nordin	16	47	.340
13	Polk, Grant	26	79	.329
5	Johnson, Meechie	58	178	.326
4	Knox, Kobe	23	74	.311
10	Stute, Myles	34	110	.309
14	Sparkman, Eli	2	7	.286
15	Ellis, Eli	23	82	.280
31	Strong, Elijah	27	97	.278
0	Butler, Jordan	5	20	.250
6	Walker, EJ	7	29	.241

3-Point FG Attempts

##	Player	G	Att	Att/G
5	Johnson, Meechie	32	178	5.6
10	Stute, Myles	27	110	4.1
31	Strong, Elijah	32	97	3.0
55	Sharavjamts, Mike	32	85	2.7
15	Ellis, Eli	28	82	2.9

3-Point FG Made

##	Player	G	Made	Made/G
5	Johnson, Meechie	32	58	1.8
10	Stute, Myles	27	34	1.3
55	Sharavjamts, Mike	32	29	0.9
31	Strong, Elijah	32	27	0.8
13	Polk, Grant	30	26	0.9

Free Throw Percentage

##	Player	Made	Att	Pct
13	Polk, Grant	10	11	.909
15	Ellis, Eli	58	66	.879
55	Sharavjamts, Mike	78	89	.876
5	Johnson, Meechie	174	215	.809
0	Butler, Jordan	24	31	.774
31	Strong, Elijah	44	58	.759
4	Knox, Kobe	94	124	.758
24	Kapic, Nordin	9	13	.692
10	Stute, Myles	16	25	.640
20	Assemian, Hayden	8	14	.571
2	Essandoko, Christ	9	18	.500
6	Walker, EJ	8	17	.471

Free Throw Attempts

##	Player	G	Att	Att/G
5	Johnson, Meechie	32	215	6.7
4	Knox, Kobe	32	124	3.9
55	Sharavjamts, Mike	32	89	2.8
15	Ellis, Eli	28	66	2.4
31	Strong, Elijah	32	58	1.8

Free Throws Made

##	Player	G	Made	Made/G
5	Johnson, Meechie	32	174	5.4
4	Knox, Kobe	32	94	2.9
55	Sharavjamts, Mike	32	78	2.4
15	Ellis, Eli	28	58	2.1
31	Strong, Elijah	32	44	1.4

Rebounds

##	Player	G	Reb	Reb/G
55	Sharavjamts, Mike	32	178	5.6
4	Knox, Kobe	32	115	3.6
5	Johnson, Meechie	32	106	3.3
10	Stute, Myles	27	101	3.7
15	Ellis, Eli	28	78	2.8

Assists

##	Player	G	Ast	Ast/G
5	Johnson, Meechie	32	137	4.3
55	Sharavjamts, Mike	32	74	2.3
4	Knox, Kobe	32	66	2.1
15	Ellis, Eli	28	55	2.0
31	Strong, Elijah	32	30	0.9

Rebounds Average

##	Player	G	Reb	Reb/G
55	Sharavjamts, Mike	32	178	5.6
10	Stute, Myles	27	101	3.7
4	Knox, Kobe	32	115	3.6
5	Johnson, Meechie	32	106	3.3
15	Ellis, Eli	28	78	2.8

Steals

##	Player	G	Stl	Stl/G
5	Johnson, Meechie	32	40	1.3
4	Knox, Kobe	32	35	1.1
15	Ellis, Eli	28	23	0.8
55	Sharavjamts, Mike	32	21	0.7
10	Stute, Myles	27	17	0.6

2025-26 South Carolina Men's Basketball
Category Leaders
All games

Offensive Rebounds

##	Player	G	OReb	OReb/G
55	Sharavjamts, Mike	32	41	1.3
4	Knox, Kobe	32	36	1.1
20	Assemian, Hayden	24	23	1.0
10	Stute, Myles	27	20	0.7
6	Walker, EJ	22	20	0.9

Blocked Shots

##	Player	G	Blk	Blk/G
55	Sharavjamts, Mike	32	28	0.9
20	Assemian, Hayden	24	10	0.4
4	Knox, Kobe	32	6	0.2
31	Strong, Elijah	32	6	0.2
10	Stute, Myles	27	6	0.2

Defensive Rebounds

##	Player	G	DReb	DReb/G
55	Sharavjamts, Mike	32	137	4.3
5	Johnson, Meechie	32	97	3.0
10	Stute, Myles	27	81	3.0
4	Knox, Kobe	32	79	2.5
31	Strong, Elijah	32	59	1.8

Minutes

##	Player	G	Min	Min/G
5	Johnson, Meechie	32	1006	31:26
4	Knox, Kobe	32	959	29:59
55	Sharavjamts, Mike	32	952	29:46
15	Ellis, Eli	28	749	26:45
10	Stute, Myles	27	633	23:27

Fouls

##	Player	G	PF	PF/G
4	Knox, Kobe	32	73	2.3
31	Strong, Elijah	32	70	2.2
55	Sharavjamts, Mike	32	69	2.2
5	Johnson, Meechie	32	68	2.1
10	Stute, Myles	27	50	1.9

Turnovers

##	Player	G	TO	TO/G
5	Johnson, Meechie	32	73	2.3
55	Sharavjamts, Mike	32	44	1.4
4	Knox, Kobe	32	42	1.3
31	Strong, Elijah	32	30	0.9
15	Ellis, Eli	28	27	1.0

Foul Outs

##	Player	G	FO
4	Knox, Kobe	32	3
31	Strong, Elijah	32	2
6	Walker, EJ	22	2
5	Johnson, Meechie	32	1
0	Butler, Jordan	25	1

2025-26 South Carolina Men's Basketball
Player Highs Analysis
All games

South Carolina - Individual Game Highs

POINTS	35		Meechie Johnson at Texas (02/03/2026)
	33		Meechie Johnson vs Southern Miss. (11/09/2025)
	30		Elijah Strong at LSU (01/06/2026)
	29		Meechie Johnson at Arkansas (01/14/2026)
	26		Meechie Johnson at Alabama (02/14/2026)
	26		Meechie Johnson at Texas A&M (01/24/2026)
FIELD GOALS MADE	12		Meechie Johnson at Texas (02/03/2026)
	10		Elijah Strong at LSU (01/06/2026)
FIELD GOAL ATTEMPTS	21		Meechie Johnson at Texas (02/03/2026)
	19		Meechie Johnson vs Butler (N) (11/21/2025)
	19		Meechie Johnson vs Southern Miss. (11/09/2025)
FIELD GOAL PERCENTAGE (min 5 made)	1.000	(5-5)	Hayden Assemian vs UAlbany (12/30/2025)
	1.000	(5-5)	Meechie Johnson vs Stetson (12/06/2025)
3 PT FG MADE	7		Meechie Johnson vs Southern Miss. (11/09/2025)
	4		Elijah Strong at LSU (01/06/2026)
	4		Grant Polk vs Stetson (12/06/2025)
	4		Grant Polk vs Presbyterian (11/12/2025)
3 PT FG ATTEMPTS	14		Meechie Johnson vs Southern Miss. (11/09/2025)
	11		Meechie Johnson vs Northwestern (N) (11/23/2025)
3 PT FG PERCENTAGE (min 2 made)	1.000	(4-4)	Elijah Strong at LSU (01/06/2026)
	1.000	(4-4)	Grant Polk vs Presbyterian (11/12/2025)
	1.000	(2-2)	Kobe Knox vs Mississippi St. (02/21/2026)
	1.000	(2-2)	Kobe Knox at Texas A&M (01/24/2026)
	1.000	(2-2)	EJ Walker at Auburn (01/17/2026)
	1.000	(2-2)	Jordan Butler vs UAlbany (12/30/2025)
	1.000	(2-2)	Meechie Johnson vs Stetson (12/06/2025)
	1.000	(2-2)	Christ Essandoko vs Virginia Tech (12/02/2025)
FREE THROWS MADE	13		Meechie Johnson vs Oklahoma (01/20/2026)
	10		Meechie Johnson at Texas (02/03/2026)
	10		Meechie Johnson at Texas A&M (01/24/2026)
FREE THROW ATTEMPTS	15		Meechie Johnson vs Oklahoma (01/20/2026)
	14		Meechie Johnson at Texas (02/03/2026)
FREE THROW PERCENTAGE (min 3 made)	1.000	(10-10)	Meechie Johnson at Texas A&M (01/24/2026)
	1.000	(9-9)	Meechie Johnson at Florida (02/17/2026)
	1.000	(6-6)	Kobe Knox at Texas (02/03/2026)
	1.000	(6-6)	Eli Ellis vs Florida (01/28/2026)
	1.000	(6-6)	Elijah Strong at LSU (01/06/2026)
	1.000	(6-6)	Kobe Knox vs The Citadel (12/13/2025)
	1.000	(6-6)	Kobe Knox vs Radford (11/18/2025)
	1.000	(5-5)	Grant Polk at Alabama (02/14/2026)
	1.000	(5-5)	Mike Sharavjamts vs South Carolina St. (12/22/2025)
	1.000	(5-5)	Meechie Johnson vs Stetson (12/06/2025)
	1.000	(5-5)	Jordan Butler vs Presbyterian (11/12/2025)
	1.000	(4-4)	Meechie Johnson at Ole Miss (03/07/2026)
	1.000	(4-4)	Eli Ellis vs Kentucky (02/24/2026)
	1.000	(4-4)	Elijah Strong vs Missouri (02/07/2026)
	1.000	(4-4)	Mike Sharavjamts vs Missouri (02/07/2026)
	1.000	(4-4)	Meechie Johnson vs Florida (01/28/2026)
	1.000	(4-4)	Mike Sharavjamts vs Oklahoma (01/20/2026)
	1.000	(4-4)	Mike Sharavjamts vs UAlbany (12/30/2025)
	1.000	(4-4)	Myles Stute vs South Carolina St. (12/22/2025)
	1.000	(4-4)	Meechie Johnson vs South Carolina St. (12/22/2025)
REBOUNDS	10		Kobe Knox vs Georgia (01/10/2026)
	10		Mike Sharavjamts vs Radford (11/18/2025)

2025-26 South Carolina Men's Basketball
Player Highs Analysis
All games

South Carolina - Individual Game Highs

ASSISTS	9		Meechie Johnson vs Mississippi St. (02/21/2026)
	7		Mike Sharavjamts vs UAlbany (12/30/2025)
	7		Mike Sharavjamts vs Charleston So. (11/28/2025)
STEALS	3		Kobe Knox vs Oklahoma (N) (03/11/2026)
	3		Kobe Knox at Georgia (02/28/2026)
	3		Meechie Johnson vs Kentucky (02/24/2026)
	3		Meechie Johnson at Florida (02/17/2026)
	3		Elijah Strong vs LSU (01/31/2026)
	3		Meechie Johnson at Auburn (01/17/2026)
	3		Meechie Johnson at LSU (01/06/2026)
	3		Meechie Johnson vs South Carolina St. (12/22/2025)
	3		Meechie Johnson at Clemson (12/16/2025)
	3		Eli Ellis vs Butler (N) (11/21/2025)
BLOCKED SHOTS	3		Mike Sharavjamts at Texas A&M (01/24/2026)
	2		Mike Sharavjamts at Texas (02/03/2026)
	2		Mike Sharavjamts at Auburn (01/17/2026)
	2		Mike Sharavjamts at Arkansas (01/14/2026)
	2		Meechie Johnson vs Georgia (01/10/2026)
	2		Mike Sharavjamts at LSU (01/06/2026)
	2		Hayden Assemian vs UAlbany (12/30/2025)
	2		Mike Sharavjamts vs The Citadel (12/13/2025)
	2		Mike Sharavjamts vs Charleston So. (11/28/2025)
	2		Hayden Assemian vs Presbyterian (11/12/2025)
TURNOVERS	5		Kobe Knox vs Stetson (12/06/2025)
	5		Meechie Johnson vs Southern Miss. (11/09/2025)
FOULS	5		Kobe Knox vs Oklahoma (N) (03/11/2026)
	5		Meechie Johnson vs Mississippi St. (02/21/2026)
	5		EJ Walker vs Mississippi St. (02/21/2026)
	5		EJ Walker at Florida (02/17/2026)
	5		Kobe Knox at Alabama (02/14/2026)
	5		Elijah Strong at LSU (01/06/2026)
	5		Kobe Knox vs Vanderbilt (01/03/2026)
	5		Elijah Strong at Clemson (12/16/2025)
	5		Jordan Butler vs Presbyterian (11/12/2025)

2025-26 South Carolina Men's Basketball
Player Highs Analysis
All games

Opponent - Individual Game Highs

POINTS	25		Nick Martinelli vs Northwestern (N) (11/23/2025)
	25		Isaac Taveras vs Southern Miss. (11/09/2025)
	24		Nijel Pack vs Oklahoma (N) (03/11/2026)
	23		Filip Jovic at Auburn (01/17/2026)
	23		Jayden Johnson vs South Carolina St. (12/22/2025)
	23		Brycen Blaine vs Charleston So. (11/28/2025)
FIELD GOALS MADE	10		Felix Okpara vs Tennessee (03/03/2026)
	10		J.P. Estrella vs Tennessee (03/03/2026)
	10		Jayden Johnson vs South Carolina St. (12/22/2025)
	10		Amani Hansberry vs Virginia Tech (12/02/2025)
	10		Isaac Taveras vs Southern Miss. (11/09/2025)
FIELD GOAL ATTEMPTS	21		Brycen Blaine vs Charleston So. (11/28/2025)
	20		Josh Hubbard vs Mississippi St. (02/21/2026)
FIELD GOAL PERCENTAGE (min 5 made)	1.000	(8-8)	Somto Cyril vs Georgia (01/10/2026)
	1.000	(7-7)	Rueben Chinyelu vs Florida (01/28/2026)
	1.000	(6-6)	Okechukwu Okeke vs UAlbany (12/30/2025)
	1.000	(5-5)	Jamie Kaiser, Jr. vs Butler (N) (11/21/2025)
3 PT FG MADE	7		Zach Clemence at Texas A&M (01/24/2026)
	5		Nijel Pack vs Oklahoma (N) (03/11/2026)
	5		Meleek Thomas at Arkansas (01/14/2026)
	5		Noah Treadwell vs South Carolina St. (12/22/2025)
3 PT FG ATTEMPTS	12		Josh Hubbard vs Mississippi St. (02/21/2026)
	10		Nijel Pack vs Oklahoma (N) (03/11/2026)
	10		Ruben Dominguez at Texas A&M (01/24/2026)
3 PT FG PERCENTAGE (min 2 made)	1.000	(5-5)	Meleek Thomas at Arkansas (01/14/2026)
	1.000	(2-2)	Mazi Mosley at LSU (01/06/2026)
	1.000	(2-2)	Lukas Walls vs Radford (11/18/2025)
FREE THROWS MADE	10		Tyler Tanner vs Vanderbilt (01/03/2026)
	9		Dailyn Swain at Texas (02/03/2026)
FREE THROW ATTEMPTS	13		Carter Welling at Clemson (12/16/2025)
	10		Tyler Tanner vs Vanderbilt (01/03/2026)
FREE THROW PERCENTAGE (min 3 made)	1.000	(10-10)	Tyler Tanner vs Vanderbilt (01/03/2026)
	1.000	(9-9)	Dailyn Swain at Texas (02/03/2026)
	1.000	(6-6)	Malik Dia at Ole Miss (03/07/2026)
	1.000	(6-6)	Alex Condon at Florida (02/17/2026)
	1.000	(6-6)	Lewis Walker vs N.C. A&T (11/04/2025)
	1.000	(4-4)	Malachi Moreno vs Kentucky (02/24/2026)
	1.000	(4-4)	Aden Holloway at Alabama (02/14/2026)
	1.000	(4-4)	Xzayvier Brown vs Oklahoma (01/20/2026)
	1.000	(4-4)	Keyshawn Hall at Auburn (01/17/2026)
	1.000	(4-4)	Jordan Ross vs Georgia (01/10/2026)
	1.000	(4-4)	Marquel Sutton at LSU (01/06/2026)
	1.000	(4-4)	Ace Buckner at Clemson (12/16/2025)
	1.000	(4-4)	Ben Hammond vs Virginia Tech (12/02/2025)
	1.000	(4-4)	Yame Butler vs Butler (N) (11/21/2025)
	1.000	(4-4)	Jaylon Johnson vs Radford (11/18/2025)
	1.000	(4-4)	KJ Debrick vs N.C. A&T (11/04/2025)
	1.000	(3-3)	Michael Nwoko vs LSU (01/31/2026)
	1.000	(3-3)	Marcus Hill at Texas A&M (01/24/2026)
	1.000	(3-3)	Nijel Pack vs Oklahoma (01/20/2026)
	1.000	(3-3)	KeShawn Murphy at Auburn (01/17/2026)
REBOUNDS	17		Rueben Chinyelu at Florida (02/17/2026)
	14		Amani Hansberry vs Virginia Tech (12/02/2025)
	14		Michael Ajayi vs Butler (N) (11/21/2025)

2025-26 South Carolina Men's Basketball
Player Highs Analysis
All games

Opponent - Individual Game Highs

ASSISTS	14		Tyler Tanner vs Vanderbilt (01/03/2026)
	13		Darius Acuff Jr. at Arkansas (01/14/2026)
STEALS	5		Otega Oweh vs Kentucky (02/24/2026)
	4		Jadon Jones vs Oklahoma (01/20/2026)
	4		Meleek Thomas at Arkansas (01/14/2026)
BLOCKED SHOTS	4		Justin Abson at Georgia (02/28/2026)
	3		Zach Clemence at Texas A&M (01/24/2026)
	3		Jadon Jones vs Oklahoma (01/20/2026)
	3		Xzayvier Brown vs Oklahoma (01/20/2026)
	3		Somto Cyril vs Georgia (01/10/2026)
	3		Sola Adebisi vs The Citadel (12/13/2025)
	3		Reis Jones vs Charleston So. (11/28/2025)
TURNOVERS	6		Alex Condon at Florida (02/17/2026)
	5		Xaivian Lee at Florida (02/17/2026)
	5		Nick Davidson at Clemson (12/16/2025)
	5		Jayden Reid vs Northwestern (N) (11/23/2025)
	5		Trent Middleton Jr. vs N.C. A&T (11/04/2025)
FOULS	6		James Morrow vs South Carolina St. (12/22/2025)
	5		Shawn Jones Jr. vs Mississippi St. (02/21/2026)
	5		Amari Allen at Alabama (02/14/2026)
	5		Matas Vokietaitis at Texas (02/03/2026)
	5		Tyler Johnson vs Virginia Tech (12/02/2025)
	5		Neoklis Avdalas vs Virginia Tech (12/02/2025)
	5		Reis Jones vs Charleston So. (11/28/2025)

2025-26 South Carolina Men's Basketball
Team High/Low Analysis
All games

South Carolina - Game Highs

POINTS	97		Mississippi St. (02/21/2026)
	96		UAlbany (12/30/2025)
	95		South Carolina St. (12/22/2025)
	91		N.C. A&T (11/04/2025)
	87		LSU (01/31/2026)
	87		Radford (11/18/2025)
FIELD GOALS MADE	34		Radford (11/18/2025)
	33		UAlbany (12/30/2025)
FIELD GOAL ATTEMPTS	69		LSU (01/31/2026)
	64		at Alabama (02/14/2026)
	64		Southern Miss. (11/09/2025)
FIELD GOAL PERCENTAGE	.600	(33-55)	UAlbany (12/30/2025)
	.592	(29-49)	South Carolina St. (12/22/2025)
3 PT FG MADE	16		Southern Miss. (11/09/2025)
	14		UAlbany (12/30/2025)
	14		N.C. A&T (11/04/2025)
3 PT FG ATTEMPTS	43		Southern Miss. (11/09/2025)
	34		vs Northwestern (N) (11/23/2025)
3 PT FG PERCENTAGE	.571	(12-21)	at LSU (01/06/2026)
	.500	(12-24)	Mississippi St. (02/21/2026)
FREE THROWS MADE	31		South Carolina St. (12/22/2025)
	25		Presbyterian (11/12/2025)
FREE THROW ATTEMPTS	36		South Carolina St. (12/22/2025)
	32		Presbyterian (11/12/2025)
FREE THROW PERCENTAGE	1.000	(12-12)	at Texas A&M (01/24/2026)
	.941	(16-17)	UAlbany (12/30/2025)
REBOUNDS	41		Stetson (12/06/2025)
	40		The Citadel (12/13/2025)
	40		Radford (11/18/2025)
	40		N.C. A&T (11/04/2025)
ASSISTS	24		N.C. A&T (11/04/2025)
	23		Radford (11/18/2025)
STEALS	9		LSU (01/31/2026)
	8		Kentucky (02/24/2026)
	8		at LSU (01/06/2026)
	8		UAlbany (12/30/2025)
	8		vs Butler (N) (11/21/2025)
BLOCKED SHOTS	5		at Texas A&M (01/24/2026)
	5		The Citadel (12/13/2025)
TURNOVERS	16		at Arkansas (01/14/2026)
	15		at Auburn (01/17/2026)
	15		South Carolina St. (12/22/2025)
	15		Southern Miss. (11/09/2025)
FOULS	26		at Clemson (12/16/2025)
	25		vs Butler (N) (11/21/2025)

2025-26 South Carolina Men's Basketball
Team High/Low Analysis
All games

Opponent - Game Highs

POINTS	108		at Arkansas (01/14/2026)
	95		Florida (01/28/2026)
	92		LSU (01/31/2026)
	92		at Texas A&M (01/24/2026)
	89		Mississippi St. (02/21/2026)
	89		at Alabama (02/14/2026)
FIELD GOALS MADE	43		at Arkansas (01/14/2026)
	38		Florida (01/28/2026)
FIELD GOAL ATTEMPTS	73		at Arkansas (01/14/2026)
	70		Charleston So. (11/28/2025)
FIELD GOAL PERCENTAGE	.623	(38-61)	Florida (01/28/2026)
	.600	(30-50)	vs Oklahoma (N) (03/11/2026)
3 PT FG MADE	17		at Texas A&M (01/24/2026)
	14		at Alabama (02/14/2026)
3 PT FG ATTEMPTS	39		at Texas A&M (01/24/2026)
	34		at Alabama (02/14/2026)
3 PT FG PERCENTAGE	.500	(7-14)	vs Northwestern (N) (11/23/2025)
	.474	(9-19)	South Carolina St. (12/22/2025)
FREE THROWS MADE	29		at Texas (02/03/2026)
	23		at Auburn (01/17/2026)
FREE THROW ATTEMPTS	36		at Texas (02/03/2026)
	34		vs Butler (N) (11/21/2025)
FREE THROW PERCENTAGE	.900	(9-10)	at Texas A&M (01/24/2026)
	.875	(7-8)	UAlbany (12/30/2025)
REBOUNDS	48		Kentucky (02/24/2026)
	48		vs Butler (N) (11/21/2025)
ASSISTS	28		Florida (01/28/2026)
	27		at Arkansas (01/14/2026)
STEALS	12		at Arkansas (01/14/2026)
	10		at Ole Miss (03/07/2026)
	10		at Auburn (01/17/2026)
BLOCKED SHOTS	9		Oklahoma (01/20/2026)
	8		at Georgia (02/28/2026)
	8		Florida (01/28/2026)
	8		at Auburn (01/17/2026)
	8		at Arkansas (01/14/2026)
TURNOVERS	15		Kentucky (02/24/2026)
	15		UAlbany (12/30/2025)
FOULS	25		South Carolina St. (12/22/2025)
	24		Virginia Tech (12/02/2025)

2025-26 South Carolina Men's Basketball
Team High/Low Analysis
All games

South Carolina - Game Lows

POINTS	48		Florida (01/28/2026)
	59		Tennessee (03/03/2026)
	59		Missouri (02/07/2026)
	61		at Clemson (12/16/2025)
	62		at Florida (02/17/2026)
FIELD GOALS MADE	15		Florida (01/28/2026)
	17		Missouri (02/07/2026)
FIELD GOAL ATTEMPTS	49		Tennessee (03/03/2026)
	49		South Carolina St. (12/22/2025)
FIELD GOAL PERCENTAGE	.259	(15-58)	Florida (01/28/2026)
	.309	(17-55)	Missouri (02/07/2026)
3 PT FG MADE	2		at Texas (02/03/2026)
	3		Missouri (02/07/2026)
	3		Florida (01/28/2026)
	3		The Citadel (12/13/2025)
3 PT FG ATTEMPTS	11		at Texas (02/03/2026)
	19		at Florida (02/17/2026)
3 PT FG PERCENTAGE	.130	(3-23)	The Citadel (12/13/2025)
	.136	(3-22)	Missouri (02/07/2026)
FREE THROWS MADE	10		Stetson (12/06/2025)
	11		at Ole Miss (03/07/2026)
	11		at Arkansas (01/14/2026)
	11		vs Northwestern (N) (11/23/2025)
FREE THROW ATTEMPTS	12		at Texas A&M (01/24/2026)
	12		Stetson (12/06/2025)
FREE THROW PERCENTAGE	.611	(11-18)	at Ole Miss (03/07/2026)
	.650	(13-20)	at Auburn (01/17/2026)
REBOUNDS	23		Tennessee (03/03/2026)
	24		Florida (01/28/2026)
ASSISTS	4		Florida (01/28/2026)
	8		at Florida (02/17/2026)
	8		Missouri (02/07/2026)
STEALS	2		Stetson (12/06/2025)
	2		Presbyterian (11/12/2025)
BLOCKED SHOTS	0		at Georgia (02/28/2026)
	0		Vanderbilt (01/03/2026)
TURNOVERS	4		Vanderbilt (01/03/2026)
	5		Charleston So. (11/28/2025)
FOULS	8		UAlbany (12/30/2025)
	11		at Texas A&M (01/24/2026)

2025-26 South Carolina Men's Basketball
Team High/Low Analysis
All games

Opponent - Game Lows

POINTS	51		Stetson (12/06/2025)
	55		The Citadel (12/13/2025)
	58		Radford (11/18/2025)
	61		at Ole Miss (03/07/2026)
	61		Presbyterian (11/12/2025)
FIELD GOALS MADE	17		Radford (11/18/2025)
	18		Stetson (12/06/2025)
FIELD GOAL ATTEMPTS	47		at Clemson (12/16/2025)
	50		vs Oklahoma (N) (03/11/2026)
FIELD GOAL PERCENTAGE	.309	(17-55)	Radford (11/18/2025)
	.321	(18-56)	Stetson (12/06/2025)
3 PT FG MADE	0		Presbyterian (11/12/2025)
	1		at Ole Miss (03/07/2026)
3 PT FG ATTEMPTS	8		Presbyterian (11/12/2025)
	11		N.C. A&T (11/04/2025)
3 PT FG PERCENTAGE	.000	(0-8)	Presbyterian (11/12/2025)
	.071	(1-14)	at Ole Miss (03/07/2026)
FREE THROWS MADE	5		Charleston So. (11/28/2025)
	7		UAlbany (12/30/2025)
FREE THROW ATTEMPTS	8		UAlbany (12/30/2025)
	8		Charleston So. (11/28/2025)
FREE THROW PERCENTAGE	.550	(11-20)	The Citadel (12/13/2025)
	.550	(11-20)	Presbyterian (11/12/2025)
REBOUNDS	20		Stetson (12/06/2025)
	22		South Carolina St. (12/22/2025)
ASSISTS	6		Radford (11/18/2025)
	9		The Citadel (12/13/2025)
	9		vs Butler (N) (11/21/2025)
STEALS	2		Vanderbilt (01/03/2026)
	2		Charleston So. (11/28/2025)
BLOCKED SHOTS	0		Mississippi St. (02/21/2026)
	0		Radford (11/18/2025)
TURNOVERS	4		at Arkansas (01/14/2026)
	6		Tennessee (03/03/2026)
	6		at Georgia (02/28/2026)
	6		Mississippi St. (02/21/2026)
FOULS	12		at Arkansas (01/14/2026)
	12		Stetson (12/06/2025)