

COLONIAL QUILTERS GUILD



MARCH 2016



Communications:

Sue Nelson
610-533-3276

queeniesue18@gmail.com

Nancy Weston 610-419-0426

imcajuntwo@me.com

President's Message

Hopefully the snow and ice are gone. This was a good time to get your quilts ready for Quiltfest 2016. Your help is needed in many different areas so come prepared in March to volunteer.



We have an immediate opening for the office of Secretary.

If you are good at convincing others to do something, please volunteer for the nominating committee. We need to nominate a Vice President and Treasurer this year for a two-year term.

If you like planning our meetings there is a position as a program committee chairman as well as members of the committee. It is necessary to get this group together ASAP so we can provide the membership with a great lineup for next year.

We also need two people to take over Community Service. This group is one that you can get plenty of hugs for everyone's work.

All positions are necessary TO MAKE THIS GUILD OPERATE! Consider what expertise you have and what new skills you would like to acquire. If you have any questions, please ask me.

Madam President

President: Eugenia Emert

610-264-2018 emert4us@rcn.com

Vice President: Linda Kleppinger

610-258-5710 linklep60@gmail.com

Secretary:

Treasurer: Betsy Lawrence

610-954-9482 blaw55@live.com

Programs:

Darlene Repash

610-442-3768 crazysew@aol.com

Deb Shupe 610-262-6333

deb.shupe201@gmail.com

Richele Voice

610-838-7297 richelev@aol.com

Lois Walters

610-252-7004 lwalt50@aol.com

Community Service:

Charlene Weiss

610-297-0141 hezzie1@ptd.net

Laurel Eime 610-759-7139

Bus Trips: Boots Horwath

610-867-4839

Block of the Month:

Deb Shupe 610-262-6333

deb.shupe201@gmail.com

Cathy Mouer 610-262-2039

yesteryear411@gmail.com

Hospitality: Dolores Bartek

610-882-9619

Library:

Margo Billetz 610-791-1069

Kathy Lopez 610-691-2724

klopez4455@gmail.com

Fat Quarters: Ellie Lazar

610-867-1255

Saturday Sewcials:

Brenda Hoagland 610-250-0270

BHoagland107@aol.com

Jane Williamson 484-707-5855

Sunshine and Shadows:

Joan Bellis 610-253-6439

joanb417@rcn.com

Historian: Bev Repsher

610-759-7610 drep57@ptd.net

WebMaster: Ellen Inghrim

610-838-5622

quilterellen@hotmail.com

Quilt Show:

Betsy Lawrence 610-954-9482

blaw55@live.com

Charlene Weiss 610-297-0141

hezzie1@ptd.net

!!!!!!!!!!!!!!!!!!!!!! NOTICES: !!!!!!!!!!!!!!!!!!!!!!!

Important: We are in need of a CQG secretary. If you feel that you can help, please contact Eugenia: emert4us@rcn.com or call 610-264-2018

HELP WANTED:



All positions are necessary TO MAKE THIS GUILD OPERATE! Consider what expertise you have and what new skills you would like to acquire. Contact Eugenia for more details or express an interest.

- ★ Secretary - Immediate opening
- ★ March 2016 – Nominating chairmen/ committee
- ★ Fall 2016 –Program Committee chairman
- ★ Program Committee members
- ★ Vice President
- ★ Treasurer

LIBRARY - Kathy Lopez

New Books:

Patch Pals Collection, Best of Quiltmaker

50 Quilts from Quiltmaker

Eye Catching Quilts, 16 Designs from the Experts at Quiltmaker



A reminder from Charlene and Laurel:
no more fabric donations will be accepted till next year.

TRIPS - from Boots H.
*The trip to Lancaster for the March quilt show will not be held.
**There will be a shopping trip in April (date TBD)

Quilt Show News:

Your guild needs your help to make the quilt show a success. Quilt show sign-ups will start at the March meeting. There are number of spots to fill from setup on Friday April 29 to takedown on Sunday May 2. If you are not able to make the March meeting, you can also sign up in April or by contacting Charlene Weiss or Betsy Lawrence.



Quilt registration forms are due at the March meeting. You can also send your registration forms prior to the March meeting to Lois Walters. Forms & the instructions are available on the guild website and they are also attached to this email. You can also contact Lois at 610-252-7004 (home) or 484-695-4181 (cell) or by email lwalt50@aol.com with your questions. Forms can be dropped off or mailed to 2851 Hope Ridge Dr., Easton, PA 18045.

Boutique consignment sheets will be available at the March and April meetings. Accepted items for the boutique: handmade items, quilted items & quilts that are not being shown as part of the show; handmade ornaments with holiday themes like Christmas, Easter, St. Patrick's Day, Patriotic will also be accepted as a donation. These ornaments will be sold along with the ornaments we made at our December meeting. Contact Carolyn Meinhart if you have any questions or need a consignment sheet. The guild will receive 15% commission on all sales.

Donations are needed for Tricky Tray items. Bring your donations to the March meeting or contact Charlene Weis, 610- 297-0141, to arrange something that will fit your schedule. Donations will also be accepted at the March Sew-in. Your donations can be new or almost-new items. They do not need to be quilt related. Patterns, fat quarters, small quilted items, chocolate, wine, gift cards, lottery tickets, pet baskets, toys & notions are a few suggestions. You can also donate a ready-made basket. 100% of the profits from tricky tray go directly to our charity.

Smaller donations are also needed for Door Prizes. Fat quarters or notions are perfect. As of today Kathy Miller has not received very many donations. Donations will be accepted at the March Meeting, March open sew or by arranging a time with Kathy.

The quilt show is in need of small pieces of furniture, antiques, large floor crocks, old ironing boards, quilt floor stands/racks, cradles, & small pieces of furniture with modern styling for floor displays. Signup sheets will be available at the March meeting; contact Kathy Lopez if you have any questions.

Cathy Mouer will be accepting magazines/books for the Quilt Show at all meetings. Let her know you have them before the meeting and they can be moved from your car to hers.

From Jane Merkel: Please turn in your raffle-ticket money if you have not already done so. As a reminder, use the envelope they came in (seal it please) and place in the container on the sign-in table. More tickets are available at any time by contacting me, via, phone, or e-mail. I will not be present at the March meeting but the container will be. Your efforts to promote and contribute to the quilt show by supporting the quilt raffle are much appreciated.

PROGRAMS AND WORKSHOPS FOR THE YEAR

NO MORE SNOW! That's my hope for the rest of this winter. Due to the weather, we weren't able to play strip poker at our February meeting. Hopefully we'll be able to reschedule for another time. Looking to the future, we need to get ready for the quilt show, sign up for our non-sleepover quilt weekend and prepare for a few more interesting/entertaining speakers.



March 8 : There will be no special program this month. Our entire meeting will be devoted to the quilt show. Also, please sign up for the March 11-12 quilt weekend tonight; payment is due tonight, as well.

March 11-12 : We will have our annual "Non - Sleepover" Quilt Weekend. Friday from 3-9 and Saturday from 9-3. The cost is \$5/day. Bring your sewing machine, UFO's, handwork or whatever you'd like. Come one day or two. This is another great time to socialize with fellow guild members while working on your quilt projects. We'll provide pizza and snacks on Friday and a light breakfast, lunch and snacks on Saturday. Please sign up and pay at the March meeting. I hope you'll join us!

April 12- Jessica Skultety - modern quilting...what's all the hubbub!

May 10- Bethanne Nemesh presents Walk a Creative Path

June tbd

Darlene Repash

Fat Quarter Lottery



March Theme:

Fabrics: Sports or Green

Bring in a fat quarter or two.

You have a chance to win a stack of fat quarters. Fat quarters are 18" x 22" fabric. Please only bring fat quarters that are the theme of the month and are quality quilt fabrics.

- Ellie Lazar



DATES

Mar 8 CQG meeting

Mar 11-12 Open Sew non-sleepover

April 30-May1 CQG quilt show

May 2 Board meeting 6:45pm

June 6 Board meeting 6:45pm



BIRTHDAYS

Arlene Renninger	3/1
JoanneMcCarthy	3/3
Nancy Weston	3/6
Gloria Lohn	3/18
Marjory Fray	3/20
Betsy Lawrence	3/21
Joyce Farley	3/27
Marie Yost	3/29
Theresa Yankow	3/30



CURRENT AND UPCOMING SHOWS AND EVENTS

March 3, 4, 5 - 2016 QUILT PREVIEW - View over 100 of the quilts to be sold at the Pennsylvania Relief Sale (April 1 & 2 at the Harrisburg Farm Show Complex) that benefits Mennonite Central Committee. Th, F 9am-8pm ; Sat 9am-3pm. Shop Quilters' Corner - unfinished quilt projects, orphan blocks, vintage items, books, patterns, magazines, linens, quilting tools, fabrics, and supplies; shop the MRC warehouse – gifts, books and other treasures. Free admission. Material Resources Center, 517 W. Trout Run Road, Ephrata, PA 17522 (717) 733-2847

March 3-6 - The Quilt and Sewing Fest go New Jersey. Garden State Exhibit Center, 50 Atrium Dr., Somerset, NJ (just off exit 10 of I-287). Th-Sat 10am-6pm, Sun 10am-5pm. \$12. Free parking.

March 4-6 - "There's No Place Like Home" - Susquehanna Valley Quilt Guild - March 4, 6-9pm (meet the quilters); March 5, 10-5; March 6, 11-4. Hughesville Fire Hall Railroad and Water Sts. Hughesville, PA <http://www.susqvalleyquilters.org/2016quiltshow.html>

March 16-19 - AQS Quilt Show Lancaster PA - Lancaster County Convention Center, 25 South Queen Street, Wed-Fri 9am-6pm, Sat 9am- 4pm <http://www.quiltweek.com/locations/lancaster/>

March 18- April 28 - Art Quilt Elements Quilt Show-Wayne Art Center, 413 MaplewoodAve., WaynePA19803 <http://artquilelements.org/>

April 16 - Sigal Museum and Northampton County Historical and Genealogical Society, Easton, PA APRIL16th Court House Quilters Exhibit opens

MAY 29th 1pm-4pm Courthouse Quilters demonstrate quilting techniques

JUNE 26th 1pm-3pm Courthouse Quilters demonstrate quilting techniques


June 4 - Brandywine Valley Quilters - Bus Trip to Chantilly Quilt Show. Deposit of \$40 is due by March 1. The final cost will be determined by the number of participants but is expected to be around \$65.00, including show admission, the driver's tip, and snacks. Nancy Arico, nancy.arico@verizon.net

July 21-24 Quilt Odyssey 2016, Hershey Convention Center, Hershey PA

October 14-15 9am-5pm Quilts from the Heart of Berks - Berks Quilters Guild - Leesport Farmers Market, off Route 61, Leesport, PA \$8 www.berksquiltersguild.org

The Dandy Quilt

The Dandy Quilt



BLACK

Bright YELLOW


Please abide by the Terms and Conditions of use! :o)

This makes a 12" block and is from the 1930's !

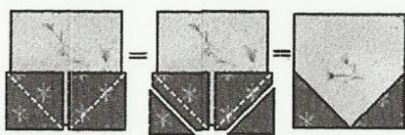
** Preparing the Pieces and Sewing the Block **



Start by marking and cutting the Color 1 2-1/2" x 20" strip into eight 2-1/2" squares...



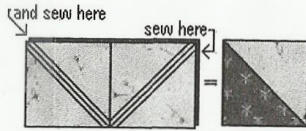
Now mark and cut the Color 2 4-1/2" x 22-1/2" strip into five 4-1/2" squares...




Next place a Color 1 small square right sides together atop the lower right corner of a Color 2 square, with edges aligned. On the back of the top square lightly mark the diagonal. Sew on this diagonal marking. Cut off the excess seam allowance. Press the remainder towards the center. Repeat this with another Color 1 square on the other side of the square. Make four units like this...

Next speed piece the half squares, by stacking the Color 1 and Color 2 4-7/8" x 9-3/4" strips, right sides together and all edges aligned. On the back of the top strip, lightly mark the 4-7/8" square line and mark the diagonals in the direction

The Dandy Quilt




shown at left. Now sew 1/4" above and below the marked diagonals, pivoting at the square line. Now cut apart ON the marked diagonals, and on the 4-7/8" square line. This will give you four half squares. Press seam allowances towards the darker fabric. These should measure 4-1/2"...




Now lay out all the units as shown at left. Sew three horizontal rows, pressing the seams of the top and bottom rows to the outside, and the middle row to the center. Sew the rows together, and it's all finished!

**** Supplies List ****

Black ←  Color 1
Background

Color 1 needs: one 2-1/2" x 20" strip AND one 4-7/8" x 9-3/4" strip

BRIGHT ←  Color 2
YELLOW SOLID
OR PRINT.

Color 2 needs: one 4-1/2" x 22-1/2" strip AND one 4-7/8" x 9-3/4" strip

For April we will be using the black background and a bright yellow solid or print for the secondary color (like the sun we all are missing!!) This will be the last quilt block for BOM for this year due to quilt show preparations. We will re evaluate the BOM program for next year to see what we can do differently to encourage more participation.. If you have any ideas, please share them!!
Deb and Cathy

**Regular Guild meetings are held on the second Tuesday of the month
(September through June) at 7:00 pm
Holy Cross Evangelical Lutheran Church
2700 Jacksonville Rd., Bethlehem, PA 18017**

March Refreshments (February names again since Feb. meeting was canceled)
The following members are asked to provide refreshments (cookies, veggies,
cut-up fruit...whatever you would like to bring) for the meeting:

Sharon Rehrig Ann Reiners Arlene Renninger

Darlene Repash Mallory Repash Beverly Repsher Rayon Rohrer

Judy Royer Cathy Rupp Jean Ruwedel

Please ask someone to take your place if you are unable to help this month.

Have the snacks at the church by 6:30 PM.



April Newsletter articles due by March 22, 2016

PLEASE SEND ALL INFO TO BOTH CO-CHAIRS!

Contacts: Sue Nelson 610-533-3276 queeniesue18@gmail.com

Nancy Weston 610-419-0426 imcajuntwo@me.com



Colonial Quilters Guild
P O Box 3134
Bethlehem, PA 18017

