



# Colonial Quilters Guild

[www.colonialquilters.org](http://www.colonialquilters.org)

**Webmaster:** Ellen Inghrim 610-838-5622 [quilterellen@hotmail.com](mailto:quilterellen@hotmail.com)

**Newsletter:** Sue Reeps 610-330-6789 [suereeps@gmail.com](mailto:suereeps@gmail.com)

Hello Everyone,

I have returned from my ski trip. It was cold and snowed 14 inches this morning (Monday 1/19). We began our trip home in snow/ice/slush conditions and it took us an extra 2 hours .

I need to submit this by tomorrow morning so this will be short. I really enjoyed Ellen Inghrim's quilts and stories about her quilting experiences. Thank you for sharing.

Our February meeting should be lots of fun. Don't forget your strips an your good luck!

Again I am asking you to consider volunteering for the positions to continue our guild's interesting and educational activities.

See you in February,

Lois



**President:** Lois Walters

610-252-7004 [lwalt50@aol.com](mailto:lwalt50@aol.com)

**Vice President:** Eugenia Emert

610-264-2018 [emert4us@rcn.com](mailto:emert4us@rcn.com)

**Secretary:** Deb Shupe

610-262-6333 [deb.shupe201@gmail.com](mailto:deb.shupe201@gmail.com)

**Treasurer:** Betsy Lawrence

610-954-9482 [blaw55@live.com](mailto:blaw55@live.com)

**Programs:**

Darlene Repash

610-442-3768 [crazysew@aol.com](mailto:crazysew@aol.com)

Richele Voice

610-838-7297 [richelev@aol.com](mailto:richelev@aol.com)

**Community Service**

Charlene Weiss

610-297-0141 [hezzie1@ptd.net](mailto:hezzie1@ptd.net)

Laurel Eime

610-759-7139

**Bus Trips**

Boots Horwath

610-867-4839

**Block of the Month**

Deb Shupe

610-262-6333 [deb.shupe201@gmail.com](mailto:deb.shupe201@gmail.com)

Cathy Mouer

610-262-2039 [yesteryear411@gmail.com](mailto:yesteryear411@gmail.com)

**Hospitality**

Dolores Bartek

610-882-9619

**Library**

Margo Billetz

610-791-1069

**Fat Quarters**

Ellie Lazar

610-867-1255

**Saturday Sewcials**

Wendy Harwick

610-866-7704 [harwickfamily@hotmail.com](mailto:harwickfamily@hotmail.com)

Lillian Behrens

610-814-2497 [lbehrens3@verizon.net](mailto:lbehrens3@verizon.net)

**Sunshine and Shadows**

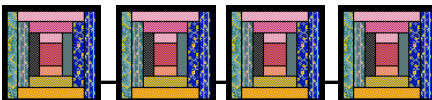
Joan Bellis

610-253-6439 [joanb417@rcn.com](mailto:joanb417@rcn.com)

**Historian**

Bev Repsher

610-759-7610 [drep57@ptd.net](mailto:drep57@ptd.net)



## Fat Quarter Lottery

February Theme

**Red, White & Pink  
Fabrics or B & W**

Bring in a fat quarter or two.

You will have a chance to win a stack of fat quarters. Fat quarters are 18" x 22" fabric. Please only bring fat quarters that are the theme of the month.

## Event Calendar

Feb 2	Board Meeting
Feb 10	Monthly Meeting
Mar 2	Board Meeting
Mar 10	Monthly Meeting
Mar 14	Bus Trip - Lancaster
Mar 20	Non-Sleepover (3-9)
Mar 21	Non-Sleepover (9-3)
Apr 6	Board Meeting
Apr 14	Monthly Meeting
Apr 15	Workshop



**BABY BANK**

A "baby bank" was started a few years ago to help provide small baby needs to the Nurse Family Partnership of the Visiting Nurse Assoc. at St. Luke's. NFP is a program that pairs a specially trained registered nurse with a first time, low income mom. The nurse will provide home visits throughout the pregnancy until the child is 2 years of age. The goal is to promote & teach positive health & attachment behaviors between the mother & her baby. Currently, 250 families are being served by NFP.



You can help " make a difference" by donating small items for the babies. Some ideas are wipes, diaper rash cream, diapers ( any size), sippee cups, onesies ,baby socks etc. Also, a bank is available for monetary donations for me to shop.

We collected \$40 and 2 packages of wipes at our last meeting. Thanks to everyone who contributes to help babies in need. Wishing all a Happy, Healthy New Year filled with blessings for you & your families !!!

For more info about NFP you can refer to: [www.slhn.org](http://www.slhn.org) or ask Susie Metz ----- Look for the gift bag & bank at the sign-in table. Thank you for all the help.....the staff is most appreciative.

- Susie Metz

**FEBRUARY BIRTHDAYS**

2/1	Deb Shupe	2/22	Beverly Repsher
2/1	Kathy Lopez	2/23	Mary Henning
2/24	Carol Smith	2/24	Wendy Bookhultz
2/10	Nancy Snow	2/26	Donna Meneeley
2/16	Meg Ferry	2/28	Anne Capuano
2/21	Barbara Snyder	2/20	Janet Yandrisevits



**UPCOMING SHOWS AND EVENTS**

January 12- March 29	2014 Quilt Competition and Display, Peddler's Village, Routes 202 and 263 Lahaska, PA <a href="http://www.peddlersvillage.com">www.peddlersvillage.com</a>
March 11-14	AQS Quilt Week, Lancaster County Convention Center, 3 E. Vine Street, Lancaster, PA 17603
Mar 20-21	Homemaker's Country Quilters Show "Sweet 16" - 10am to 4pm - 1015 Bridge Rd. Collegeville, PA; \$7 <a href="http://www.homemakerscountryquilters.com">www.homemakerscountryquilters.com</a>





**JANUARY 13, 2015 MEETING MINUTES**

Program was given by Ellen Inghrim on her quilt journey. She brought a collection of quilts that she has made through the years and history behind some of them. She also brought her Hoffman Quilt Challenge quilts and a very special quilt that she made as a replica of one her mother made.

The Meeting was called to order by President Lois Walters.

There were no corrections to December minutes and they stand approved.

Vice President—Eugenia Emert, 87members present at this meeting One guest—Mallory Repash . Door prize was won by Sue Nelson

**Treasurer's report**—Betsy Lawrence (given by Charlene Weiss)-- balance is \$16300.06. We will once again be accepting Fons and Porter subscriptions, see Betsy

**Community service**—Charlene Weiss and Laurel Eime—Make sure your name is pinned to Community Service projects so you can get credit for them

**Saturday Sewcials**—Wendy Harwick—Possible spring one

**Bus Trips**—Boots—Trip to Lancaster quilt show, 22 already signed up, need 35 sign up at next meeting

**Sunshine and Shadows**—Joan Bellis—

**Website**---Ellen Inghrim—

**Hospitality**—**Dolores Bartek**- Please bring refreshments when assigned or find someone to replace you if you cannot participate.

**.Block of the Month—Deb Shupe/ Cathy Mouer** 13 blocks were turned in and were won by Sue JonesThe finished sample was won by Eugenia Emert. February is shades of red.

**50/50—\$41 won by Judy Rohrer**

**Fat Quarters—Elle Lazar** – winners were Dolores Bartek(2), Billie Smith and Dolores Woodring. February theme is red and white(and pink!)

**Newsletter**— A Volunteer is needed to take over the newsletter for next year. Sue has done a fine job and is willing to work with and share her program that she uses. Newsletter notes due by 1/20

**Program**—Darlene Repash and Richele Voice--- February is strip poker—bring 12 21/2”by width of fabric strips of Red White or blue quality fabric, all one of those colors or a combination, prints acceptable  
April 15 is workshop for April

speaker Robert DeCarli— Remarkable Rectangles sign up in Feb.  
Feb is also Show and tell—bring your miniatures from November Workshop

**Historian**---**Bev Repsher**—**Old Business**---Jane Merkel is accepting shirt orders

**New Business**—Nominating committee is needed for positions of President and Secretary Also the following positions need to be filled for next year: Newsletter editor, Program Committee and Sat. Sewcials  
Eugenia asked if there was any interest in having a Quilt Yard sale —rent tables and only sell quilt related products. Permission is needed from church, info to follow  
Jane asked for donations of 2” wide strips for the raffle quilt, must be at least 6” long in colors of cream, dark brown, black gold and tan. Prints are acceptable  
Judy Smullen has a 29” quilting hoop that the family of Shirley DeVries is interested in selling. Contact Judy if interested  
Meeting was adjourned and Show and Tell followed.

Respectfully submitted,  
Deb Shupe, Secretary

Respectfully submitted,

**FONS AND PORTER SUBSCRIPTIONS**



The guild will be participating in the Fons & Potter magazine subscription special in 2015. The deal will include the magazine, Sulky Thread and booklets. More to follow once I get the details from the company. Contact Betsy Lawrence for any questions.

- Betsy Lawrence



### PROGRAMS AND WORKSHOPS

We made it through two meetings with no snow. Let's hope our luck continues. We've got a lot of fun stuff planned for the next few months, so I hope you all come out to join us. My son, daughter in law and their two big dogs just left for home after a five week visit. I miss them already, but I'm looking forward to getting back into my sewing room and hopefully finish some of the many projects I started.

February : Fabric Strip Poker - our fabric theme is patriotic, so bring along 12 - 2 1/2" x wof strips of any red, white (including shades of tan) and blue fabric. You can bring any combination of those colors, or even all of the same color, as long as the fabrics are quality 100% cotton. If you have any questions, give me a call. 610-442-3768

We'll also have show and tell, any kind, but especially those miniature quilts that some of you have been working on.

March : We're going to spend the evening socializing with our fellow quilters while we brush up on our hand piecing skills (for a good cause). Please bring along a needle, neutral color thread and a small scissors. We'll supply the fabric.

March 20-21 : We will have our annual "Non - Sleepover" Quilt Weekend.

The times are Friday from 3 - 9 and Saturday from 9 - 3. The cost is \$5/day. Bring your sewing machine, UFO's, handwork or whatever you'd like. Come one day or two. This is another great time to socialize with fellow guild members while working on your quilt projects. We'll provide pizza and snacks on Friday and a light breakfast, lunch and snacks on Saturday. Please sign up and pay at the February or March meeting. I hope you'll join us!

April - Program and workshop. AQS author Robert DeCarli will present Remarkable Rectangles. Robert DeCarli's first life was as a math professor at a Catholic girls' college in Buffalo. He moved on to function as an engineer at Lockheed Martin in Valley Forge, all the while continuing to teach math at local colleges. In 1992 his wife asked for help in making a quilt for their daughter's wedding. She showed him how to make a four-patch and he was hooked. As a mathematician, the seemingly endless number of patterns fascinated him. He has designed blocks and quilts since 1993, receiving a ribbon at the Vermont Quilt Festival and a blue ribbon at the Pennsylvania Quilt Extravaganza for "Butterfly" (designed in EQ5). His primary interest, besides teaching, is designing various size, interlocking log cabins and converting weaving patterns to quilts. In each area, the number of possibilities is seemingly endless, but he pursues them one at a time. I'm very excited to have Bob presenting this program and workshop. Sign-ups and more workshop info will be available at the February meeting.




Happy Sewing!


- Darlene Repash and Richele Voice

### BLOCK OF THE MONTH

For March we will be making a Shamrock block. You can make it scrappy, use St Patty's day fabric or I made the sample with batiks. Use can use varying shades of green or just use one fabric. Let see how many lucky charms we can make!

Deb Shupe and Cathy Mouer





Shamrock 12 1/2" Unfinished Block

**Cut:**

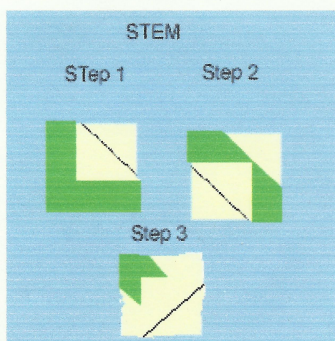
- 12 - 3 1/2" Green Squares
- 1 - 6 1/2" Green Square
- 9 - 2 3/8" Muslin Squares
- 2 - 5 1/2" Muslin Squares
- 1 - 4 1/2" Muslin Squares

**Assembly:**

Take 9 of the 3 1/2" squares and 9 of the 2 3/8" muslin squares. Place the muslin square on the green square and sew diagonal through the

muslin square and iron out to create a snowball effect on one corner of the green square. Do this to all 9 green squares.

Next assembly 3 four patch blocks as shown in the photo above using 1 plain green square and 3 snowball/green squares you just made in each four patch.



Stem assembly: Using the 6 1/2" green square lay one 5 1/2" muslin square on right corner top side of the green square and sew diagonal from the upper left corner to lower right corner. Iron it out to create a snowball effect. Then take the next muslin square and lay it in the lower left bottom corner of the same green square and sew from the upper left corner to the lower right corner of the muslin square and fold out. This creates the stem. Then take the 4 1/2" muslin and place it in the lower corner of the square bottom to help shorten the stem and sew diagonal from right to left to create another snowball effect and iron out towards bottom of shamrock.



**COMMUNITY SERVICE**

Our guild is committed to community service and asks that each member supports that commitment in one of the following ways , annually:

- one children's oncology quilt (42" by 44" or 42" by 54") - to be donated to Lehigh Valley Hospital Muhlenberg
- two preemie quilts (18" by 25") -to be donated to Sacred Heart Hospital and St. Luke's Hospital NICU
- two mastectomy pillows and bags - to be donated to Lehigh Valley Hospital Cedar Crest
- four teddy bears or cats - to be donated to St. Luke's Hospital Emergency Department
- one wounded soldier quilt (55" by 65" minimum donated to Quilts of Valor Foundation (<http://www.qov.org>) to be sent by yourself

Lois Walters has a longarm quilter and will help choose the batting and quilt your Quilt of Valor on her longarm machine, To reach her check our members directory on the Member's Only section on our website

- one Visiting Nurses Association (VNA) of St. Luke's Hospice quilt (63" x 93")
- two pillowcases- can be for hospice at Lehigh Valley or St Lukes, or a child's theme pillowcase for peds oncology at Lehigh Valley hospital
- NICU covers for incubators (48" x 55" finished size)

NICU covers are easy to make -- one children's panel with a contrasting border to create the right size, or you can use 1-1/4 yard of a children's print and add borders to create the needed size. PLease use a light color fabric for the back. Simple quilting -- can use diagonal quilting one or both ways. Add a binding and wahoo you're done!



**Please sew your own label on your Oncology and wounded warrior quilts and hospice quilts and nightgowns.**

**- "Made and Donated by Colonial Quilters Guild 2014 or 2015 - whenever you finish. Thank you.**

After taking a holiday break, we are again accepting donations.

**- Laurel Eime and Charlene Weiss**

**LIBRARY NEWS**



Thank you again for your generous response to our 50/50 raffle. Our share pays for new library books for members to borrow. As I said we have some excellent books and I want you to use your guild library. The way it works is the book(s) you select will usually have a pocket envelope in back with a card inside. Take the card out - fill in your name and date and place in the front of the box on the table. When you bring it back, find your card and place it in the back pocket envelope with date you returned it. That's all there is to it. You may borrow books before the meeting and at the break after the program. Please don't decide to borrow a book when I am busy putting them away. Other than that, welcome to your library. It's for you to use and enjoy.

New books are:

Donated by Kathy Lopez - 'Modern Designs for Classic Quilts'

Donated by Tedde Anderson - "Color and Design" & "P. S. I Love You Two"

**- Margo Billetz**



LIST OF BOOKS FROM ELLEN INGHYRIM PROGRAM

- Small Scale/Miniature Quilts - Sally Collins **Small Scale Quiltmaking** - Precision, Proportion, and Detail
- Mens' shirts quilt - Buggy Barn quilts - lots of books, but no longer have a website
- Pieced rooster quilt - **Piecing** by Ruth B. McDowell
- Published quilt - **Visual Coloring** by Joen Wolfrom
- 3-D Flowers - **Into the Garden** by Cindy Zlotnik Oravec
- Kaleidoscope blocks - 2 by Paula Nadelstern - **Kaleidoscopes & Quilts - Snowflakes & Quilts**
- Mariner's Compass - **Mariner's Compass Quilts New Directions** by Judy Mathieson
- Folded 3-D Flowers - **Fantastic Fabric Folding** by Rebecca Wat
- Road to Oklahoma - **Open a Can of Worms** by Debbie Caffrey
- Redoing old quilt tops - 2 by Patricia J Morris & Jeannette T Muir - **Worth Doing Twice & Heirloom Quilts from Old Tops**
- Appliqué BOM quilt - **Simple Gifts by Mary Sorensen** - website - <http://www.maryappliques.com/> - pick "Shop" from left-hand menu - then **Shop Multiple Block Appliqué Patterns**, scroll down to **#24 Simple Gifts**

CHICKEN MUSHROOM BARLEY SOUP

In dutch oven saute diced onion, celery, 1 tsp minced garlic and mushrooms until tender in a small amount of olive oil. Remove from pan add a small amount of olive oil and saute boneless chicken breast until cooked. Remove from pan and add back in onion mixture. Pour in 2 quarts of chicken broth, scraping bottom of pan as you add broth. At this point I add carrots, tomatoes or any other vegetable if you desire( good time to clean out the frig)!!. You can add more broth if you want a greater amount of soup or I add water and chicken soup base mix to extend the soup. Rinse one cup of medium barley( or more if you like) in water and rinse, then add to broth. Bring to a boil then reduce to a simmer until barley is tender. Shred chicken and add to soup. Right before serving I cut up baby spinach and add to soup ( as much as you like.)

- Deb Shupe

BUS TRIPS



Saturday March 14th - Lancaster AQS Show

Cost for the bus \$29.00. (Does not include the ticket into the show) Money will be due at time of sign up. Bus will leave from the church at 8:00 am sharp and should arrive back at the church between 5:30 – 6:00 pm. See you in February!!!

- Boots Horwath

GUILD RAFFLE QUILT

Fabric donations are needed for the next raffle quilt. The donations can be any size piece (preferably fat quarter or smaller).

Lights, Med, and Darks

- Lights are creams or ivory (small prints can have some pattern to them)
- Mediums are tan or gold (like carmel) can be small patterns or tone on tone but should read as a medium
- Darks are Dark browns and blacks (small prints and tone on tone)

Bring to Feb. meeting for the guild raffle quilt

Thanks,

- Jane Merkel




## February Refreshments

The following members are asked to provide refreshments for the meeting. Cookies, veggies, cut up fruit.. .whatever you would like to bring. Please ask someone to take your place if you are unable to help this month. Please have snacks at the church by 6:30 PM. Please help during the clean up of the refreshment area.

***Joan Bellis, Margo Billetz, Nancy Blankowitsch, Wendy Bookhultz, Kathy Boushell, Anne Capuano, Cheryl Christman, Jami Cooper, Grace Crowther, Leona Cyphers***

**Regular Guild meetings are held on the second Tuesday of the month at 7:00 pm  
(September through June)**



**Holy Cross Evangelical Lutheran Church  
2700 Jacksonville Rd., Bethlehem, PA 18017**

March Newsletter articles due by **February 22, 2015**  
Contact Sue Reeps at 610-330-6789 or [suereeps@gmail.com](mailto:suereeps@gmail.com).



Colonial Quilters Guild  
P O Box 3134  
Bethlehem, PA 18017

