



Colonial Quilters Guild

www.colonialquilters.org

Webmaster: Ellen Inghrim 610-838-5622 quilterellen@hotmail.com

Newsletter: Sue Reeps 610-330-6789 suereeps@gmail.com

Hello Everyone,

This will be my last president's note for the newsletter. Sometimes I have lots to say and other times I can't seem to think of anything that may be of interest to our members. This month is not one of those months.

First I want to thank all of you for your assistance these past 2 years. It is a joy working with all of you. I have truly enjoyed serving as your president. I want to thank all the board members for your help and I want to congratulate the new officers. Also, I want to thank the committee members for their efforts all year long and a special thank you to Sue Reeps for creating a beautiful newsletter each month as well as sending out special email notices and reminders to our members.

As we plan for our 2016 Quilt Show I want to encourage everyone to volunteer for the committees. Yes, you will need to devote some time and effort but I know the experience will be rewarding.

Thank you,

Lois



President: Lois Walters

610-252-7004 lwalt50@aol.com

Vice President: Eugenia Emert

610-264-2018 emert4us@rcn.com

Secretary: Deb Shupe

610-262-6333 deb.shupe201@gmail.com

Treasurer: Betsy Lawrence

610-954-9482 blaw55@live.com

Programs:

Darlene Repash

610-442-3768 crazysew@aol.com

Richele Voice

610-838-7297 richelev@aol.com

Community Service

Charlene Weiss

610-297-0141 hezzie1@ptd.net

Laurel Eime

610-759-7139

Bus Trips

Boots Horwath

610-867-4839

Block of the Month

Deb Shupe

610-262-6333 deb.shupe201@gmail.com

Cathy Mouer

610-262-2039 yesteryear411@gmail.com

Hospitality

Dolores Bartek

610-882-9619

Library

Margo Billetz

610-791-1069

Fat Quarters

Ellie Lazar

610-867-1255

Saturday Sewcials

Wendy Harwick

610-866-7704 harwickfamily@hotmail.com

Lillian Behrens

610-814-2497 lbehrens3@verizon.net

Sunshine and Shadows

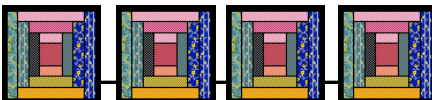
Joan Bellis

610-253-6439 joanb417@rcn.com

Historian

Bev Repsher

610-759-7610 drep57@ptd.net



Fat Quarter Lottery

June Theme

Polka Dot Fabrics

Bring in a fat quarter or two.

You will have a chance to win a stack of fat quarters. Fat quarters are 18" x 22" fabric. Please only bring fat quarters that are the theme of the month.

Event Calendar

Jun 1	Board Meeting
Jun 9	Monthly Meeting
Jun 10	Suzi Parron workshop
Jun 18	Pat Knoechel (7pm)
Jul 25	Bus Trip (Hershey) 8 am - 5 pm



PROGRAMS AND WORKSHOPS

A big THANK YOU to all of our members that provided the delicious food for our pot luck dinner in May, as well as your help in making the beautiful quilts that we donated to hospice. I think everyone had an enjoyable time and I'm sure the quilts will be greatly appreciated.

Now...this is what's happening in June!

I hope those of you that attended the Remarkable Rectangles workshop will be able to finish your quilt blocks for our June meeting. Bring them along and we'll share them during show and tell!

June 9 : Suzi Parron of Stone Mountain, Georgia.

Suzi Parron discovered barn quilts on a trip through Kentucky in 2008. She documented over one thousand barn quilts in the process of writing her 2012 book, "Barn Quilts and the American Quilt Trail Movement." A former high school English teacher, Suzi now travels full time by RV with her husband, Glen, and their dog, Gracie, visiting with quilt guilds and civic groups along the way.

In her talk, Suzi will take us on a journey along the quilt trail, beginning with the very first barn quilt, which stemmed from Donna Sue Groves and her wish to honor her mother's quilting art. Suzi's hour-long presentation features over one hundred stunning photographs of barn quilts, some of which rival cloth quilts in their intricacy. You will hear stories of some of the individuals who have painted quilt blocks to honor loved ones or their local culture, along with a few humorous anecdotes.

The program is both informative and entertaining, as Suzi explores the way in which our quilting heritage takes on new meaning as this movement continues to expand.

Suzi will have books on hand for sale and signing. Her second book, "Following the Barn Quilt Trail," is due in early 2016.

June 10 from 9:00 - 12:00 noon Barn quilt painting workshop (the workshop is full)

Join the barn quilt movement by creating your own painted quilt block. You will begin with a pre-primed board and go through each step—drafting, taping, and painting, with careful attention to detail.

1. 1 We will spend 3-4 hours together; once painting begins, you may work at your own pace.
2. 2 Depending on your design, you will leave with a finished quilt block or with one last color (which will be provided) to add at home. Ready for show and tell at your next meeting!

The finished product will be two-by-two feet and is the perfect size for mounting on smaller buildings. After the workshop, you will have the knowledge and skills to paint blocks of any size.

1. Supplies provided:
 2. o Pre-primed 2 by 2 foot board
 - o Suggested patterns (you may also use one of your choice)
 - o Colored pencils
 - o Paint
 - o Foam brushes

You will need to bring:

- o Painter's tape (several people can share one roll)
- o Yardstick or 24-inch Ruler and pencil

June 18 - 7:00 Pat Knoechel will present a program featuring Eleanor Burns newest book...All Star Quilts. She'll also feature some new patterns. Bring your friends and have fun

I can't believe we're having our last meeting already. I hope everyone enjoyed the programs this past year and you're looking forward to another year of fun and informative programs starting in September with a BIG show and tell. That's right! I want to see what you've been up to all Summer, so bring your quilting projects with you in September and share them with all of us.


Happy Sewing!

- Darlene Repash and Richele Voice



JUNE BIRTHDAYS

6/4 Rita Schmell	6/7 Ann Reiners
6/12 Jean Ruwedel	6/14 Eugenia Emert
6/16 Catherine Mouer	6/17 Jane Williamson
6/22 Gloria Larson	6/24 Lois Millheim
6/28 Cathy Palmer	6/29 Karen Stiles



BUS TRIPS

Saturday July 25 - Quilt Odyssey - Hershey Show

Cost will be \$28 for the bus plus \$9 for admission. Total of \$37 due when you sign up. The bus will leave the Church at 8:00 am sharp and return by about 5:00 pm. Sign up at the June meeting.

- Boots Horwath

CURRENT AND UPCOMING SHOWS AND EVENTS

May 30-31	In Full Bloom, Garden State Quilters , William G. Mennen Sports Arena, 161 E. Hanover Ave., Morristown, NJ, www.morrisparks.net , Sat 10-5, Sun 10-4, \$8 admission, www.gardenstatequilters.com
June 6-7	34th Annual Peconic Quilt Show, Eastern Long Island Quilters Guild , Suffolk Community College, 121 Speonk-Riverhead Road, Riverhead, NY, www.eliqq.com/eliqq-quilt-show
October 9-10	Color Burst, Keystone Quilters , NQA Judged Quilt Show, Registration open to the public (see website for entry form), Quakertown Christian School, 50 E. Paletown Rd., Quakertown, PA, Friday 10-6, Sat 10-5, Admssion \$7 1-day or \$10 2-day, age 12 and under free, www.keystonequilters.org



LIBRARY NEWS

We have one new book:

The Loyal Union Sampler from Elm Creek Quilts

- Margo Billetz





MAY 12, 2015 MEETING MINUTES

Potluck dinner was served. So many awesome dishes!! Speaker from Hospice came and spoke about what hospice is and does. Presentaton was mde of quilts to be used in hospice. Potluck dessert!! Couldn't decide on just one!!

The Meeting was called to order by President Lois Walters.

There were no corrections to April minutes and they stand approved.

Vice President—Eugenia Emert, 83 members present at this meeting. Door prize was won by Nancy Snow. 2 guests present..Susan Mangia and Jean Van Riper. 14 members still need community service

Treasurer's report—Betsy Lawrence—ending balance was \$13238.08

Community service —.Charlene Weiss and Laurel Eime—One more meeting left to turn in your community service. New projects handed out for walker bags and pocket shawls

Saturday Sewcials—Wendy Harwick—

Bus Trips—Boots—Trip to Hershey, July 25 \$28 bus ticket \$9 for show ticket leave at 8 AM

Sunshine and Shadows—Joan Bellis—

Website---Ellen Inghrim—

Hospitality—**Dolores Bartek**- Please bring refreshments when assigned or find someone to replace you if you cannot participate.

Block of the Month—**Deb Shupe/Cathy Mouer** 12 blocks were turned in and were won by Sue Jones. The finished sample was won by Doris Woodring. June is a red white and blue design.

50/50---\$35.00 won by Sharon Rehrig

Fat Quarters—**Elle Lazar** – winners were, Wendy Buckholtz, Cathy Mouer(2), Mary Jo G. and Bonny Moor. June will be polka dots

Newsletter— New chairs are Sue Nelson and Nancy Weston

Program—Darlene Repash and Richele Voice
June is Suzi Parrone- Quilt Barn blocks and workshop on Wed 9-12 pm \$35 sign up
Pat Knoechel will be here June 18 7 pm

Historian---**Bev Repsher**—

Old Business---

New Business—**Election of officers**:President are Eugenia Emert and for Secretary Jane Williamson. Linda Kleppinger will finish out Eugenia's VP term. No additional nominations. Nominees are accepted by acclamation.

Quilt Show 2016—

Chairpersons are Betsy and Charlene—Vote taken on charity from survey results. Turning Point will be our charity. Quilt show is April 30 and May 1 2016 Mark your Calendars!! Recruiting for chairs..need advertising first. Also need for displays and signs. Thank you to all who volunteered during the meeting!! Eugenia presented the challenge for the quilt show "Vintage gone Modern" Finished size no bigger than 100 sq inches. All information will be in newsletter.

Lois presented a synopsis of our quilt guild and a look into the future regarding golden members. I have asked her to present this in the newsletter also. Discussion about how the number of golden members will grow and how some who are unable to attend any meetings take space away from those who might be wanting to join due to the restriction of the number of members. Some ideas are were presented but this is all preliminary. Suggestion is to re look at the by laws next year. Please think about this and possibly next year we will have a discussion on this issue.

Respectfully submitted,
Deb Shupe, Secretary



COMMUNITY SERVICE

We tabulated the results of the survey and the vote of the members regarding their preference for the type of charity work we will do. Everyone pretty equally wanted to keep our current selections but the walker bag and pocket shawl are so popular we have added them to our list and included the instructions for both in this newsletter. You will have to make 2 walker totes or 1 pocket shawl if you select those for your community service. Here are the results of the survey:



Walker Bags- 42 Mastectomy Bags- 60 Teddy Bears/Cats- 48 Premie Quilts- 51
 Pillowcases- 59 Kids Oncology Quilts- 60

Adult Hospice Quilts- 38 Pocket Shawls- 28 Place mats for Meals on Wheels- 8 Adult Bibs for Gracedale- 3 Lap Quilts- 3

- Laurel Eime and Charlene Weiss

COMMUNITY SERVICE NOTICE

The American Foundation for Suicide Prevention Lehigh Valley Chapter, <http://www.afsp.org/local-chapters/find-your-local-chapter/afsp-greater-lehigh-valley-pennsylvania/lvmemoryquilt>, is looking for experienced quilters to help with the memory quilt project. They provide the blocks. If you are interested in helping you can contact, Please contact Board member, Marie Bartos, at afsplv@gmail.com.

MESSAGE FROM THE VICE PRESIDENT



Thank you to all the members who returned their membership renewals. The deadline for the 2015-2016 member renewal is June 30th. The form and payment may be brought to the June 9th meeting, Pat Knoechel on June 18th or mailed to Linda Kleppinger. The form is in the May newsletter and on the members only portion on the website. Thanks for your support this year.

- Eugenia Emert



Walker Tote

Cutting instructions

Upholstery fabric 14 X 54 inches

or

Cotton fabric 15 X 45 inches

15 X 45 inches fusible fleece

2 - 15 X 45 inches lining fabric

Velcro

Cut four 3 inch pieces (2 sets) of Velcro

Assembly

45 inch fabric cotton fabric

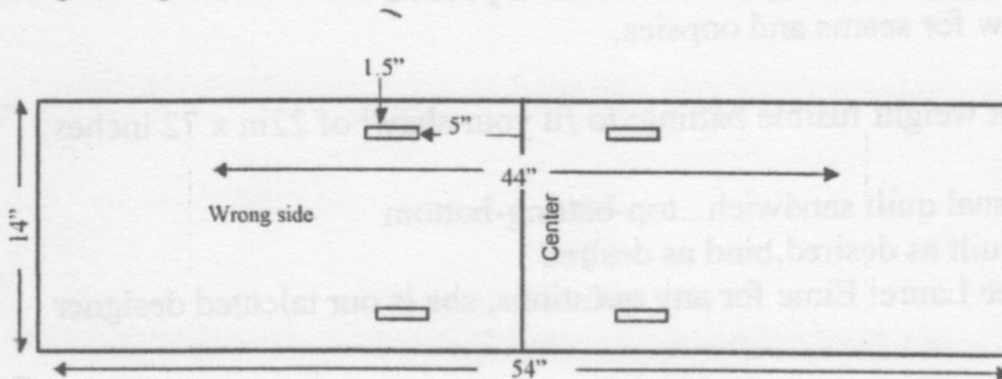
Fuse fleece to main fabric according to manufacturer's directions. With right sides together, sew main fabric and lining fabric with a 1/2 inch seam, leaving an opening for turning. Trim corners and turn. Press. Topstitch 1/4 inch from edge, closing opening with stitching. The Walker Tote will measure 14 X 44 inches. Mark center.

Upholstery Fabric

Place right side down. Mark center.

Velcro

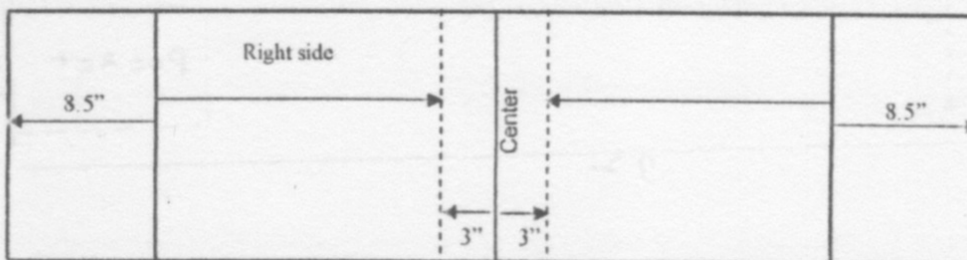
On wrong or lining side, sew Velcro 1 1/2 inches from the sides and 5 inches from the center.



Pockets

For upholstery fabric, fold on solid lines and bring to broken lines (which are 3 inches from center line) forming pockets. Topstitch fold.

For 45 inch cotton tote, bring topstitched ends to broken lines.





DIRECTIONS FOR MAKING A POCKET SHAWL

Please read the following set of directions and see the diagram below for the making of a pocket shawl. The finished size of the shawl will be:

22 inches x 72 inches

with a

10 inch x 10 inch pocket or

12 inch x 12 inch pocket

on each end of the shawl.

1. use 4 yards of Fabric:

This will make: One (1) top and One (1) bottom panel and also

Two (2) 10 or 12 inch pockets .

This will allow for seams and oopsies.

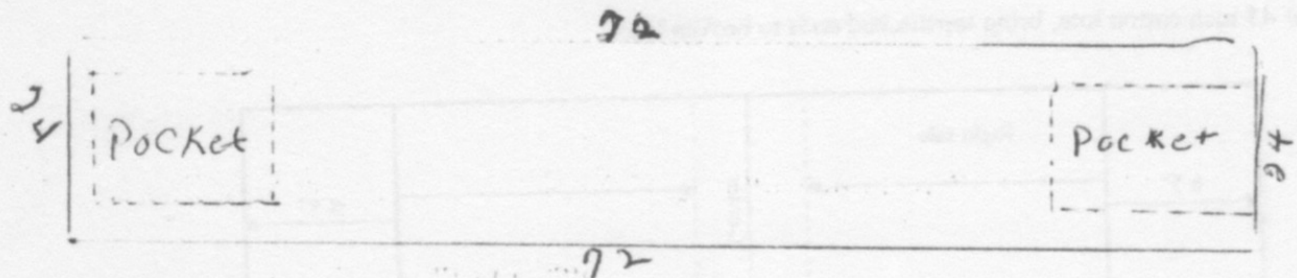
2. Light weight fusible batting: to fit your shawl of 22in x 72 inches

3. usual quilt sandwich...top-batting-bottom

4. Quilt as desired, bind as desired

5. see Laurel Eime for any questions, she is our talented designer

See diagram below for cutting instructions





2016 QUILT SHOW COMMITTEES

Turning Point was selected as our charity of choice for the 2016 show. More details to follow in the coming months.

Thank you to all that volunteered at the May meeting. There are only 3 open chair spots to fill. The most important one to fill before the September guild meeting is advertising. The word needs to go to some publications months ahead of the date.

QUILT FEST 2016 COMMITTEES --OPEN CHAIRS

Advertising: Contact sources to get the word out about the quilt show. There is a list of previous sources.

Displays: Organize & place the decorations used at the show

Signs: Organize volunteers to help place yard signs prior to and day of show.

Quilt show planning meeting will be held at the church in the Adult Sunday School Room. Meetings will start at 6:45PM on the following Mondays. Meeting will be held as needed and only in good weather.

2015

- August 24
- September 28
- October 26

2016

- January 25
- February 25
- March 28
- April 25
- May 23---This will be the show wrap up meeting.



Please see Charlene or Betsy at the June meeting to pick up the notes from previous chairs.

- Betsy Lawrence & Charlene Weiss



BLOCK OF THE MONTH

Thank you for a great year! Next year we will be trying something new using black as our background fabric. We have chosen to use Kona Cotton Black (better quality)as our fabric so after you initially receive your first 1/2 yard free in September, it will be \$3 for each piece after that. We will still offer the muslin as an alternative for those who are not interested in the black. When we draw for the winner of the blocks, those that chose black will be entered in the drawing for the black and those that chose muslin will have a separate drawing. Hopefully you will all participate as much as you did this year! Have a great summer and see you in September!

Deb and Cathy

RECIPE FROM DEB SHUPE

Peanut Butter Cookie Lasagna

Ingredients

- 1 box Nutter Butter Cookies
- Cool Whip or whip your own fresh whipped cream (1 cup cream plus a drop of sugar for sweetness)
- peanut butter cups
- ½ cup peanut butter, melted in microwave
- 1 box instant or regular vanilla pudding, prepared according to package

Instructions

1. Line the bottom of an 8x8 pan with Nutter Butter Cookies.
2. Top with a drizzle of the melted peanut butter.
3. Add ½ the pudding.
4. Add half the cream. (I like to use a pastry bag so it is pretty but you can spread it if you prefer.)
5. Top with chopped peanut butter cups.
6. Repeat the layering!
7. Decorate the top with crushed nutter butter cookies, peanut butter cups and a drizzle more of peanut butter.
8. This must be chilled overnight for the cookies to soften! We are talking 24 hours or more-a little tip to speed the softening up....halve the cookies lengthwise (don't worry about the cream) and layer them halved. Or you could even chop the cookies and use chopped cookies in the layers! Either way you choose will be delicious!!!

Recipe by Hugs and Cookies XOXO at <http://hugsandcookiesxoxo.com/2015/02/peanut-butter-cookie-lasagna.html>

BABY BANK

A "baby bank" was started a few years ago to help provide small baby needs to the Nurse Family Partnership of the Visiting Nurse Assoc. at St. Luke's. NFP is a program that pairs a specially trained registered nurse with a first time, low income mom. The nurse will provide home visits throughout the pregnancy until the child is 2 years of age. The goal is to promote & teach positive health & attachment behaviors between the mother & her baby. Currently, 250 families are being served by NFP.

I did not make the last meeting...however, Betsy was kind enough to accept donations. Thank you to all who give to this cause. Small items like wipes, ointment, socks, onesies are always welcomed....lets go out with a BANG.....small acts of kindness can go a long way to make someone's day !!!!! Look for the gift bag & bank at the sign-in table.

Thank you for all the help.....the staff is most appreciative.

- Susie Metz






June Refreshments

The following members are asked to provide refreshments for the meeting. Cookies, veggies, cut up fruit.. whatever you would like to bring. Please ask someone to take your place if you are unable to help this month. Please have snacks at the church by 6:30 PM. Please help during the clean up of the refreshment area.

Betsy Golden, Mary Jo Gonsiorowski, Mary Lou Green, Eileen Gregor, Marilyn Hansen, Mary Ann Harmanos, Carol Hartway, Wendy Harwick, Cathy Hawk, Jan Heim

**Regular Guild meetings are held on the second Tuesday of the month at 7:00 pm
(September through June)**



**Holy Cross Evangelical Lutheran Church
2700 Jacksonville Rd., Bethlehem, PA 18017**

September Newsletter articles due by **August 22, 2015**

Contact Sue Nelson at 610-865-6597 or queeniesue18@gmail.com.



Colonial Quilters Guild
P O Box 3134
Bethlehem, PA 18017

