



# Colonial Quilters Guild

[www.colonialquilters.org](http://www.colonialquilters.org)

**Webmaster:** Ellen Inghrim 610-838-5622 [quilterellen@hotmail.com](mailto:quilterellen@hotmail.com)

**Newsletter:** Sue Reeps 610-330-6789 [suereeps@gmail.com](mailto:suereeps@gmail.com)

Hello Everyone,

I think spring may have actually arrived! We went to our grandson's first baseball game and did not need a jacket! I know showers are in the forecast but that is to be expected, it is April.

I was at our workshop with Robert DeCarli, Remarkable Rectangles. It was lots of fun. We sewed all day and I think only Darlene finished one whole block. I can't wait to see all the completed projects, perhaps in May.....hopefully by September.

The officer nominees for the 2015-2016 Guild year are President Eugenia Emert, Vice President –Linda Kleppinger and Secretary – Jane Williamson. We will hold the election at the May meeting.

It was very nice to see 100 members at our last Guild meeting. I hope to see you at our May meeting enjoying delicious food.

Think Spring,

Lois



**President:** Lois Walters

610-252-7004 [lwalt50@aol.com](mailto:lwalt50@aol.com)

**Vice President:** Eugenia Emert

610-264-2018 [emert4us@rcn.com](mailto:emert4us@rcn.com)

**Secretary:** Deb Shupe

610-262-6333 [deb.shupe201@gmail.com](mailto:deb.shupe201@gmail.com)

**Treasurer:** Betsy Lawrence

610-954-9482 [blaw55@live.com](mailto:blaw55@live.com)

**Programs:**

Darlene Repash

610-442-3768 [crazysew@aol.com](mailto:crazysew@aol.com)

Richele Voice

610-838-7297 [richelev@aol.com](mailto:richelev@aol.com)

**Community Service**

Charlene Weiss

610-297-0141 [hezzie1@ptd.net](mailto:hezzie1@ptd.net)

Laurel Eime

610-759-7139

**Bus Trips**

Boots Horwath

610-867-4839

**Block of the Month**

Deb Shupe

610-262-6333 [deb.shupe201@gmail.com](mailto:deb.shupe201@gmail.com)

Cathy Mouer

610-262-2039 [yesteryear411@gmail.com](mailto:yesteryear411@gmail.com)

**Hospitality**

Dolores Bartek

610-882-9619

**Library**

Margo Billetz

610-791-1069

**Fat Quarters**

Ellie Lazar

610-867-1255

**Saturday Sewcials**

Wendy Harwick

610-866-7704 [harwickfamily@hotmail.com](mailto:harwickfamily@hotmail.com)

Lillian Behrens

610-814-2497 [lbehrens3@verizon.net](mailto:lbehrens3@verizon.net)

**Sunshine and Shadows**

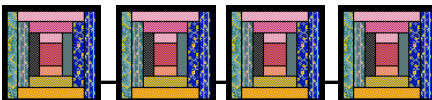
Joan Bellis

610-253-6439 [joanb417@rcn.com](mailto:joanb417@rcn.com)

**Historian**

Bev Repsher

610-759-7610 [drep57@ptd.net](mailto:drep57@ptd.net)



## Fat Quarter Lottery

May Theme

Floral Fabrics

Bring in a fat quarter or two.

You will have a chance to win a stack of fat quarters. Fat quarters are 18" x 22" fabric. Please only bring fat quarters that are the theme of the month.

## Event Calendar

May 4 Board Meeting

May 12 Monthly Meeting

\*\*\*\*\***(6:30 start)**\*\*\*\*\*

Jun 1 Board Meeting

Jun 9 Monthly Meeting

Jun 10 Suzi Parron workshop

Jun 18 Pat Knoechel (7pm)

Jul 25 Bus Trip (Hershey)

8 am - 5 pm



## PROGRAMS AND WORKSHOPS

I hope everyone enjoyed our April speaker as much as I did. Bob DeCarli was entertaining and his quilts were stunning. Nineteen of us attended his workshop and hopefully we'll have nineteen of those projects to show you at the June meeting. That's right ladies...you have until June to work on your "Remarkable Rectangles" quilt!

May 12 - 6:30 start time! Pot Luck Dinner and presentation of hospice quilts made at our March meeting. Bring along a covered dish to share and enjoy an evening of socializing with your quilting friends. We'll have show and tell and may even play a game with a chance to win a prize!

Many of you have already told me what your covered dish will be. I'll post the list below. If you haven't already chosen an item to bring, look over the list to see what we already have and make your choice.

June 9-10 : Suzi Parron of Stone Mountain, Georgia is the author of "Barn Quilts and the American Trail Movement". She will present our program and then offer a workshop where you can paint your own quilt block. Sign ups for the workshop began at the March meeting. The cost is \$35 for the workshop. Most materials will be supplied. There are still a few spots left for the workshop. Let me know if you're interested. Payment must be made by the May meeting.

June 18 - 7:00 Pat Knoechel will present a program featuring Eleanor Burns newest book...All Star Quilt. She'll also feature some new patterns. Bring your friends and have fun!

### Barn Quilt Painting Workshop

with Suzi Parron, author of "Barn Quilts and the American Quilt Trail Movement"

Join the barn quilt movement by creating your own painted quilt block. You will begin with a pre-primed board and go through each step—drafting, taping, and painting, with careful attention to detail.

- 1 We will spend 3-4 hours together; once painting begins, you may work at your own pace.
- 2 Depending on your design, you will leave with a finished quilt block or with one last color (which will be provided) to add at home. Ready for show and tell at your next meeting!  
The finished product will be two-by-two feet and is the perfect size for mounting on smaller buildings. After the workshop, you will have the knowledge and skills to paint blocks of any size.

- Darlene Repash and Richele Voice

## LIBRARY NEWS

We have three new books:



The Quilt Block Bible - 200+ quilt blocks from Rosemary Young  
Simple Appeal - 14 projects from Kim Diehl  
The Best ever Appliqué Sampler from Piece O'Cake Designs by Becky Goldsmith and Linda Jenkins

- Margo Billetz



**MAY BIRTHDAYS**

5/1 Janet Deegan	5/2 Mary Ellen Martin
5/2 Anna Mae Temos	5/4 Pamela Pritchard
5/6 Mary Ann Harmanos	5/12 Grace Crowther
5/23 Marguerite Fink	5/25 Elaine Kantor
5/27 Sue Sos	5/27 Bonny Moor
5/31 Nancy Barndt	



**BUS TRIPS**




**Saturday July 25 - Quilt Odyssey - Hershey Show**

Cost will be \$28 for the bus plus \$9 for admission. Total of \$37 due when you sign up. The bus will leave the Church at 8:00 am sharp and return by about 5:00 pm. Sign up at the May meeting.

- Boots Horwath

**CURRENT AND UPCOMING SHOWS AND EVENTS**

- May 1-2 For The Love of Quilting VIII, **Penn Oaks Quilt Guild**, Griffith Hall-Ludwig's Corner Fire House, 1325 Pottstown Pike (Rte 100), near Rte. 100 and 401, Glenmoore, PA, Friday 10-6, Saturday 9-4, [www.pennoaksquilters.org](http://www.pennoaksquilters.org)
- May 2-3 A World of Quilts XXXVI, **Northern Star Quilters' Guild**, Somers, NY, Over 300 quilts, more than 30 vendors, Gest Speakers Becky Goldsmith and Paula Nadelstern, [www.northernstarquilters.com](http://www.northernstarquilters.com)
- May 16 NEEDLEWORKER'S FLEA MARKET, **Jersey Shore Quilters**, Sat 9-3, Admission Free, Good Shepherd Lutheran Church, 708 Ocean Rd, Rte 88 East, Point Pleasant NJ, Vendors (quilters, sewers, Knitters, crafters) selling supplies, Info call Betty (732) 899-7326 cell (732) 581-2361
- May 30-31 In Full Bloom, **Garden State Quilters**, William G. Mennen Sports Arena, 161 E. Hanover Ave., Morristown, NJ, [www.morrisparks.net](http://www.morrisparks.net), Sat 10-5, Sun 10-4, \$8 admission, [www.gardenstatequilters.com](http://www.gardenstatequilters.com)
- June 6-7 34th Annual Peconic Quilt Show, **Eastern Long Island Quilters Guild**, Suffolk Community College, 121 Speonk-Riverhead Road, Riverhead, NY, [www.eliqq.com/eliqq-quilt-show](http://www.eliqq.com/eliqq-quilt-show)
- October 9-10 Color Burst, **Keystone Quilters**, NQA Judged Quilt Show, Registration open to the public (see website for entry form), Quakertown Christian School, 50 E. Paletown Rd., Quakertown, PA, Friday 10-6, Sat 10-5, Admssion \$7 1-day or \$10 2-day, age 12 and under free, [www.keystonequilters.org](http://www.keystonequilters.org)





**APRIL 14, 2015 MEETING MINUTES**

A presentation was given by Robert DeCarli on Remarkable Rectangles how he broke down many coverlet designs to a series of rectangles.

The Meeting was called to order by President Lois Walters.

There were no corrections to March minutes and they stand approved.

Vice President—Eugenia Emert, 100 members present at this meeting. Door prize was won by Barbara Smith. 4 guests present..Randy Stonesifer, Mallory Repash, Carol Keller and Dori Tighe

**Treasurer's report**—Betsy Lawrence—balance was \$14471.69

**Community service** —.Charlene Weiss and Laurel Eime—only a few people who have not turned in their community service. Survey results will be given at next meeting along with new patterns for next year

**Saturday Sewcials**—Wendy Harwick—

**Bus Trips**—Boots—Trip to Hershey, details to come

**Sunshine and Shadows**—Joan Bellis—

**Website**---Ellen Inghrim—

**Hospitality**—Dolores Bartek- Please bring refreshments when assigned or find someone to replace you if you cannot participate.

**Block of the Month**—**Deb Shupe/Cathy Mouer** 22 blocks were turned in and were won by Lois Walters and Kathy Miller. The finished sample was won by Carol Smith. May is a pinwheel design

**50/50**---\$42.50 won by Laurel Eime

**Fat Quarters**—**Elle Lazar** – winners were, Wendy Buckholtz(2), Dolores Bartek, Joan Bellis, and Nancy Weston. May will be floral

**Newsletter**— New chairs are Sue Nelson and Nancy Weston

**Program**—Darlene Repash and Richele Voice May will be a speaker from hospice and a potluck dinner 6:30 start

June is Suzi Parrone- Quilt Barn blocks and workshop on Wed 9-12 pm \$35 sign up Pat Knoechel will be here June 18 7 pm

**Historian**---**Bev Repsher**—

**Old Business**---

**New Business**—**Nominating Committee** Nominees for President are Eugenia Emert and for Secretary Jane Williamson. Linda Kleppinger will finish out Eugenia's VP term

**Quilt Show 2016**— Chairpersons are Betsy and Charlene—Survey Results for charity at next meeting.

Quilt show is April 30 and May 1 2016 Mark your Calendars!! Recruiting for chairs..need advertising first.

New Chairs for next year Newsletter---Sue Nelson and Nancy Weston

Sat. Socials—Jane Williamson and Brenda Hoagland Program—In addition to Darlene and Richele, Deb Shupe and Lois Walters

Respectfully submitted, Deb Shupe, Secretary

**MESSAGE FROM THE VICE PRESIDENT**

It is time to renew your membership. The renewal form is on page 5 of the newsletter. Since Linda Kleppinger is taking over for me next year, so I can serve as your president, her name is on the form , if you decide to send in your renewal. I will gladly answer any questions. Remember you need to attend 4 meeting in a year and complete community service in order to renew. New Gold members for next year are Nancy Brandt, Joan Bellis , Edith Gaughan and Gloria Tarby. Congratulations Fellow Quilters.

- Eugenia Emert





COLONIAL QUILTERS GUILD

MEMBERSHIP RENEWAL FORM 2015-2016

Please fill in the membership form below and include a check payable to "Colonial Quilters Guild" in the amount of \$25.00. You may pay at the meeting through June 30, 2015. You may also mail your payment and form to:

Linda Kleppinger  
610 Zuckersville Rd.  
Easton, PA 18040

Deadline for payment is June 30, 2015

Cut here and return bottom of this form



COLONIAL QUILTERS GUILD 2015- 2016

Please print legibly

Please check here if you **DO NOT** want information published in the annual directory

Name: \_\_\_\_\_

Address: \_\_\_\_\_

City: \_\_\_\_\_ State: \_\_\_\_\_ Zip Code: \_\_\_\_\_

Home Phone: \_\_\_\_\_ Cell (Optional): \_\_\_\_\_

Work (Optional): \_\_\_\_\_

E-mail Address: \_\_\_\_\_

All Newsletters are accessed via the Guild Website

Date of Birth - Month/Day/Year \_\_\_\_\_

I am a Gold Member. A Gold Member is any member who is 80 on or before June 2015 guild meeting and has been a member for 15 years. If you meet this requirement you are not required to pay dues, but must return this form for directory information.

Gold Members from prior years must complete this form also for the directory information update.



This page is intentionally blank



2016 QUILT SHOW COMMITTEES

The 2016 Quilt Show needs your help to make the show a success. Volunteering to chair one of the committees is a great way to get involved, have fun and get to know other guild members. If you are interesting volunteering for these open chairs or have questions regarding the responsibilities please contact Betsy Lawrence or Charlene Weis.

Advertising: Contact sources to get the word out about the quilt show. There is a list of previous sources.

Book Nook: Collect old books and magazines from guild members to be sold at the show, organize table and volunteers.

Displays: Organize & place the decorations used at the show for guild members.

Door Prizes: Acquire door prizes from a list of past vendors/suppliers. Organize the handouts at the show

Secretary: Take notes at the show planning meetings

Signs: Organize volunteers to help place yard signs prior to and day of show. Change the dates on current signs.

Tricky Tray: Gather donations from guild members. Organize volunteers to help at the show.

Vendor Acquisition & Care: Contact & acquire vendors (contact letter, contract & list of vendors provided), support vendors during the show. This chair can be split up into 2 different responsibilities.

White Glove: Organize the volunteers for the "White Glove" patrol during the quilt show.



COMMUNITY SERVICE

We are tabulating the results of the survey and will report on the results at the May meeting.

- Laurel Eime and Charlene Weiss



BABY BANK

A "baby bank" was started a few years ago to help provide small baby needs to the Nurse Family Partnership of the Visiting Nurse Assoc. at St. Luke's. NFP is a program that pairs a specially trained registered nurse with a first time, low income mom. The nurse will provide home visits throughout the pregnancy until the child is 2 years of age. The goal is to promote & teach positive health & attachment behaviors between the mother & her baby. Currently, 250 families are being served by NFP.

Some wipes & small baby blankets were collected at the April meeting as well as \$ 17.00. Always in need of wipes, hand sanitizer, socks, onesies etc. Thank you for all your thoughtfulness. For more info about NFP you can refer to: [www.slnh.org](http://www.slnh.org) or ask Susie Metz ----- Look for the gift bag & bank at the sign-in table. Thank you for all the help.....the staff is most appreciative.

- Susie Metz







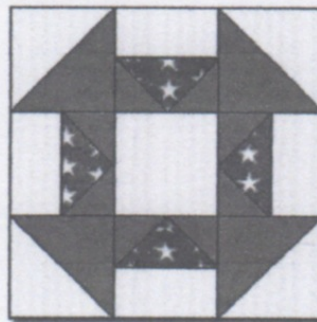
**BLOCK OF THE MONTH - A YANKEE DOODLE A DANDY**

Here we are.. the final block for this year. Thank you for the wonderful response for this year and all the wonderful samples made with your blocks. Rest up and prepare yourself for next year!! For June we will be saluting the Red White and Blue with our final block. Be sure to use the beige muslin that was handed out and use red and dark blue solids or prints. Have a great summer!!

Deb and Cathy

# A Dandy

Let's try A Yankee Doodle A Dandy..... you gotta use youra besta Italian accent for that one to work...!



It's a 12" block!

Please abide by the Terms and Conditions of use! :o)


**\*\* Preparing the Pieces \*\***



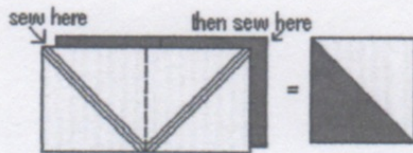
Mark and cut the Color 1 2-1/2" x 20" strip into eight 2-1/2" squares...



Then, mark and cut the Color 2 2-1/2" x 18" strip into four 2-1/2" x 4-1/2" rectangles...



Next, mark and cut the Color 3 2-1/2" x 18" strip into four 2-1/2" x 4-1/2" rectangles...



Now speed piece the half squares by stacking the Color 3 and Color 1 4-7/8" x 9-3/4" strips, right sides together, marking the 4-7/8" square lines, marking the diagonals in the directions shown at left, and then sewing 1/4" above and below the marked diagonals, pivoting at the 4-7/8" square lines. Cut apart ON the marked diagonals, and cut apart on the square lines as well. This will give you four half squares....now...





**\*\* Let's Get to the Sewing \*\***

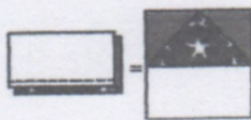


Place a Color 1 small square right sides together aligned with the left end of a Color 2 rectangle. Mark the diagonal on the back of the red square, and sew ON this marked line. Cut off excess seam allowance and press the remainder towards the corner triangle. Sew another red square on the other end using the same method. Make four of these...on to Page 2

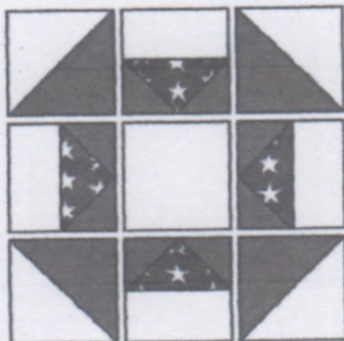
© Dec 1999 Marcia Hohn

pattern from <http://www.quilterscache.com>

Traditional Block



Sew each of the units we just made to a Color 3 rectangle along the bottom edge, using a 1/4" seam, pressing seam allowance towards the darker fabric. Make four of these...



Piece the block by first sewing rows, and then sewing the rows together, being sure to alternate pressing directions!

**\*\* Supplies List \*\***


- Color 1
Color 1 needs: one strip 2-1/2" x 20" AND one strip 4-7/8" x 9-3/4"
  - Color 2
Color 2 needs: one strip 2-1/2" x 18"
  - Color 3
Color 3 needs: one strip 2-1/2" x 18" AND one strip 4-7/8" x 9-3/4" AND one 4-1/2" square
- Red solid or print* →
- dark blue solid or print* →
- beige muslin* ←



## May Refreshments

The May meeting is a potluck so all members are asked to provide a dish for the meeting.  
See details on page 2 - Programs

**Regular Guild meetings are held on the second Tuesday of the month at 7:00 pm  
(September through June)**



**Holy Cross Evangelical Lutheran Church  
2700 Jacksonville Rd., Bethlehem, PA 18017**

June Newsletter articles due by **May 22, 2015**

Contact Sue Reeps at 610-330-6789 or [suereeps@gmail.com](mailto:suereeps@gmail.com).

---



Colonial Quilters Guild  
P O Box 3134  
Bethlehem, PA 18017

