



Colonial Quilters Guild

www.colonialquilters.org

Webmaster: Ellen Inghrim 610-838-5622 quilterellen@hotmail.com

Newsletter: Sue Reeps 610-330-6789 suereeps@gmail.com

Hello Everyone,

I just got home from our Community Service Day. Charlene Weiss and Laurel Eime organized a great day with delicious food, drinks and chocolate! Over 20 members spent the day sewing and stuffing. We completed a large number of pillows and totes. Check the newsletter for their report. Also thank you to Susie Metz for the pink bracelets in honor of October, Breast Cancer Month.

November is right around the corner and I am looking forward to our program. Our presenter, Donna Johnson will present a lecture on miniature quilts. Also, several of you will be attending the workshop the following day. I am looking forward to seeing your projects.

The Block of the Month Committee was very pleased with the number of members who made a block last month. The block for November is a maple leaf using a fall color. I hope many of you will make a block.

As I mentioned at our October meeting, Jane Merkel has volunteered to chair a group to pick a pattern and make our Raffle quilt for 2016. If you are interested in helping please contact Jane.

The weather report is calling for cooler weather during the next week, fall is definitely in the air. See you in a few weeks,

Happy Quilting,
Lois

President: Lois Walters

610-252-7004 lwalt50@aol.com

Vice President: Eugenia Emert

610-264-2018 emert4us@rcn.com

Secretary: Deb Shupe

610-262-6333 deb.shupe201@gmail.com

Treasurer: Betsy Lawrence

610-954-9482 blaw55@live.com

Programs:

Darlene Repash

610-442-3768 crazysew@aol.com

Richele Voice

610-838-7297 richelev@aol.com

Community Service

Charlene Weiss

610-697-1081 hezzie1@ptd.net

Laurel Eime

610-759-7139

Bus Trips

Boots Horwath

610-867-4839

Block of the Month

Deb Shupe

610-262-6333 deb.shupe201@gmail.com

Cathy Mouer

610-262-2039 yesteryear411@gmail.com

Hospitality

Dolores Bartek

610-882-9619

Library

Margo Billetz

610-791-1069

Fat Quarters

Ellie Lazar

610-867-1255

Saturday Sewcials

Wendy Harwick

610-866-7704 harwickfamily@hotmail.com

Lillian Behrens

610-814-2497 lbehrens3@verizon.net

Sunshine and Shadows

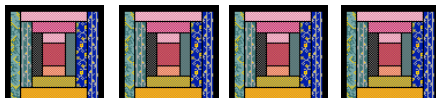
Joan Bellis

610-253-6439 joanb417@rcn.com

Historian

Bev Repsher

610-759-7610 drep57@ptd.net



Event Calendar

Nov 3	Board Meeting
Nov 11	Monthly Meeting
Nov 12	Miniatures Workshop
Nov 22	Saturday Sewcial (9-3)
Dec 1	NO BOARD MEETING
Dec 9	Monthly Meeting
Jan 5	Board Meeting
Jan 13	Monthly Meeting
Feb 2	Board Meeting
Feb 10	Monthly Meeting

Fat Quarter Lottery

November Theme

Black & White Fabrics

Bring in a fat quarter or two.

You will have a chance to win a stack of fat quarters. Fat quarters are 18" x 22" fabric. Please only bring fat quarters that are the theme of the month.



BABY BANK

A "baby bank" was started a few years ago to help provide small baby needs to the Nurse Family Partnership of the Visiting Nurse Assoc. at St. Luke's. NFP is a program that pairs a specially trained registered nurse with a first time, low income mom. The nurse will provide home visits throughout the pregnancy until the child is 2 years of age. The goal is to promote & teach positive health & attachment behaviors between the mother & her baby. Currently, 250 families are being served by NFP.



You can help " make a difference" by donating small items for the babies. Some ideas are wipes, diaper rash cream, diapers (any size), sippee cups, onesies ,baby socks etc. Also, a bank is available for monetary donations for me to shop.

\$ 51.00 was collected at the October meeting !!!! Also, a pack of diapers, several wipes, rattles, a baggie full of crocheted booties and a pair of hand knit socks !!!! Wow !! What an awesome month. With the money collected I was able to purchase Hand sanitizer, breast pads, and more diapers as requested by the staff. **THANK YOU** all so much for your generous contributions !!!! November....the month to be thankful. A time to think about paying our blessings forward.....

For more info about NFP you can refer to: www.slhn.org or ask Susie Metz ----- Look for the gift bag & bank at the sign-in table.
Thank you for all the help.....the staff is most appreciative.

- Susie Metz

NOVEMBER BIRTHDAYS

11/6	Judy Royer	11/6	Susanne Nelson
11/9	Jolene Weaver	11/19	Jane Merkel
11/19	Susan Truby	11/27	Lois Walters



UPCOMING SHOWS AND EVENTS

- Oct 15 - Dec 31 "Liza Prior Lucy & Kaffe Fassett: Partners in Patchwork," Lafayette College Skillman Library; **On Wed., Oct. 29, Fassett and Lucy will discuss their work at 7:30 p.m. in the Gendebien Room of Skillman Library.** The event is open to the public.
- Nov 9 Quilters Day Out at Shawnee-on-the-Delaware - Multi-Guild Event with Vendors, 9-4, \$35 - Mountain Laurel Quilt Guild - Canadensis, PA <http://mlqg.snappages.com/quilters-day-out.htm>
October 27th is the deadline for registering for this event
- Nov 1-15 12th Annual Eastern Pennsylvania Shop Hop - 12 shops www.facebook.com/EasternPASHopHop
- Mar 20-21 Homemaker's Country Quilters Show "Sweet 16" - 10am to 4pm - 1015 Bridge Rd. Collegeville, PA; \$7 www.homemakerscountryquilters.com





OCTOBER 14, 2014 MEETING MINUTES

The Meeting was called to order by President Lois Walters.

Shortly after we started the representative from Lehigh Valley Hospital arrived to accept our guilds donation of \$3000 from the quilt show to purchase gas cards for families receiving treatment at the hospital and a donation of quilts.

There were no corrections to September minutes and they stand approved.

Vice President—Eugenia Emert—We have 136 members, 107 present at this meeting. Newest members were introduced: Mary Jo Gonsiorowski, Nancy Weston and Jane Williamson. Door prize was won by Cathy Rupp

Treasurer's report—Betsy Lawrence---Beginning balance is \$13355.61 ending balance was \$14563.23

Community service—Charlene Weiss/Laurel Eime Community Service Day will be October 18 9 am-3 pm sign up sheet available 17 are already signed up, 119 bags and pillows to be made

Saturday Sewcials—Wendy Harwick—Nov 22 Holiday

Tablerunner and mats by Boots 9-3pm info to come next month

Bus Trips—Boots—

Sunshine and Shadows—Joan Bellis

Website---Ellen Inghrim—

Hospitality—Dolores Bartek- Please bring refreshments when assigned or find someone to replace you if you cannot participate.

Block of the Month—**Deb Shupe/Cathy Mouer** 25 blocks were turned in –what a great turn out!! We divided the blocks, the 2 winners were Nancy Weston and Billie Smith. The finished sample was won by Delores Bartek. November is a maple leaf in fall colors— lets beat October number of blocks!

50/50—\$41.50—Lois Walters

Fat Quarters—**Elle Lazar – winners were** Sally Viglione, Mary Jo Gonsiorowski, Joan Bellis, Billie Smith, Cathy Mouer

Newsletter—

Program—Darlene Repash and Richele Voice--- November— Diane Johnson-miniature quilts workshop November 12th

December---surprise with a light dinner

Historian---**Bev Repsher**—

Old Business---A volunteer is needed to manage the storage unit that houses all the quilt show supplies. Please see Lois if you are interested

New Business— Jane Merkel to head committee to make raffle quilt for 2016

Jane Hamilton gave her presentation on Creative labeling and brought examples on different types of labeling. She had many great ideas and reminded all of us to always label your quilt

The meeting was ended with our SHOW AND TELL—great presentations!! Respectfully submitted, Deb Shupe, Secretary

Respectfully submitted, Deb Shupe, Secretary





PROGRAMS AND WORKSHOPS



November Program - Diane Johnson lecture and workshop about Miniature Quilts. There is a charm to things that are small and this is especially true of quilts! This lecture covers many aspects of miniature quilts including their historical background, definition of what constitutes a miniature, the reasons for their popularity plus many tips for their construction. I will display an extensive collection of my own work including a 1" scale miniature quilt shop! is a charm to things that are small and this is especially true of quilts! This lecture covers many aspects of miniature quilts including their historical background, definition of what constitutes a miniature, the reasons for their popularity plus many tips for their construction. Diane will display an extensive collection of her own work including a 1" scale miniature quilt shop!

The workshop features a 9 patch sampler quilt with 3" blocks using sure fire quick piecing techniques. Fabric and color choice will be discussed along with the accurate piecing and cutting for miniature quilt making. The class will be held on Wednesday, November 12 from 9-3. The cost is \$25. The workshop is filled at this time.

December - Join us for our QUILT GUILD HOLIDAY PARTY! We'll start at 6:30 with a light supper of homemade soup, bread and desserts and then enjoy a special guest, who I'm sure you'll find very entertaining. (No guests please and no show & tell this month.)

See you in November!

- Darlene Repash and Richele Voice

GUILD PINS

CLEARANCE SALE!!!

Lost your guild pin or need an extra one? Guild pins are available for 50 cents. The pins will be available at the sign-in table at the November meeting. Proceeds go to the baby bank!

- Betsy Lawrence



**GUILD MEMBERS
YEAR THEY JOINED CQG
CORRECTION**

As a correction to the list of members and when they joined CQG which was printed in the newsletter in October ---- Sharon Enstrom joined in 1988 not 1989. Any other corrections, please contact Bev Repsher. Contact information on the first page.


- Bev Repsher

SATURDAY SOCIALS



We are having a Saturday Sewcial Saturday November 22, 9am to 3pm. It will be a holiday workshop. We will be making table runners, mats, and any other simple quick project you might want to share. Bring your lunch and your holiday fabrics. More details will be shared at our next meeting.

-Wendy Harwick & Lillian Behrens



COMMUNITY SERVICE

Our guild is committed to community service and asks that each member supports that commitment in one of the following ways , annually:

- one children's oncology quilt (42" by 44" or 42" by 54") - to be donated to Lehigh Valley Hospital Muhlenberg
- two preemie quilts (18" by 25") -to be donated to Sacred Heart Hospital and St. Luke's Hospital NICU
- two mastectomy pillows and bags - to be donated to Lehigh Valley Hospital Cedar Crest
- four teddy bears or cats - to be donated to St. Luke's Hospital Emergency Department
- one wounded soldier quilt (55" by 65" minimum donated to Quilts of Valor Foundation (<http://www.qov.org>) to be sent by yourself

Lois Walters has a longarm quilter and will help choose the batting and quilt your Quilt of Valor on her longarm machine, To reach her check our members directory on the Member's Only section on our website

- one Visiting Nurses Association (VNA) of St. Luke's Hospice quilt (63" x 93")
- two pillowcases- can be for hospice at Lehigh Valley or St Lukes, or a child's theme pillowcase for peds oncology at Lehigh Valley hospital
- NICU covers for incubators (48" x 55" finished size)

NICU covers are easy to make -- one children's panel with a contrasting border to create the right size, or you can use 1-1/4 yard of a children's print and add borders to create the needed size. PLease use a light color fabric for the back. Simple quilting -- can use diagonal quilting one or both ways. Add a binding and wahoo you're done!



Please sew your own label on your Oncology and wounded warrior quilts and hospice quilts and nightgowns.

- "Made and Donated by Colonial Quilters Guild 2014 or 2015 - whenever you finish. Thank you.

Good food, good drink, good friends and a GOOD TIME was had by all under the gentle encouragement of Laurel and Charlene....thank you to the 26 guild members who participated in mastectomy bag, community service sew day on Saturday Oct 18th. 82 bags are totally completed and the members have taken home an additional 50 bags to complete, and we had 21 bags donated prior to our even sewing on Saturday. If all are returned we will have donated 153 bags total....we can be proud of ourselves for contributing our time, skill and compassion to such a worthy cause. I am proud to be a member of such a generous group. Thank you, Thank you, Thank you!


- Laurel Eime and Charlene Weiss

BLOCK OF THE MONTH

Keep up the great response to the Block of the Month!! This month we will be making a scrappy Christmas Tree, a great way to use up all your green scraps. Muslin is used for the background and a small piece of brown for the tree trunk. Put 4 together for a great table runner!! Maybe you will win enough to make a whole forest!!



- Deb Shupe and Cathy Mouer



BLOCK OF THE MONTH - SCRAPPY CHRISTMAS TREE

CUTTING

MUSLIN

- CUT 2 - 2 1/2" squares
- CUT 2 - 2 1/2 x 3 1/2 strips
- CUT 2 - 2 1/2 x 4 1/2
- CUT 2 - 2 1/2 x 5 1/2
- CUT 2 - 2 1/2 x 6 1/2
- CUT 2 - 2 1/2 x 6

ASST GREEN

- Cut 1 - 2 1/2 x 12 1/2 strip
- 1 - 2 1/2 x 10 1/2
- 1 - 2 1/2 x 8 1/2
- 1 - 2 1/2 x 6 1/2
- 1 - 2 1/2 x 4 1/2

Brown

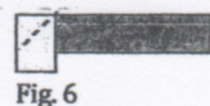
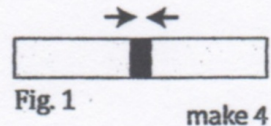
- Cut 1 - 1 1/2 x 2 1/2

Sewing

Sew using a 1/4" seam allowance with right sides together (RST) unless otherwise indicated. Always press towards the darker fabric while assembling, unless otherwise noted by the arrows.

Block Assembly

1. Sew one 2 1/2" x 6" muslin strip to each side of one 1 1/2" x 2 1/2" brown strip to make one tree trunk (Fig. 1).
2. Place one 2 1/2" muslin square on the left side of one 2 1/2" x 12 1/2" green strip, right sides together (Fig. 2). Sew across the diagonal of the Fabric E square from the upper right corner to the lower left corner (Fig. 2). Flip open the triangle formed and press (Fig. 3). Trim away the excess fabric from behind the triangle, leaving a 1/4" seam allowance.
3. Place another 2 1/2" muslin square on the right side of the 2 1/2" x 12 1/2" green strip, right sides together (Fig. 4). Sew across the diagonal of the Fabric E square from the upper left corner to the lower right corner (Fig. 4). Flip open the triangle formed and press (Fig. 5). Trim away the excess fabric from behind the triangle, leaving a 1/4" seam allowance to complete Row 1 of the tree.
5. Place one 2 1/2" x 3 1/2" muslin strip on the left side of one 2 1/2" x 10 1/2" green strip, right sides together as shown in Figure 6. Sew across the diagonal of the square formed by the two overlapping fabrics from the upper right corner to the lower left corner (Fig. 6). Flip open the Fabric F strip and press (Fig. 7). Trim away the excess fabric from behind the triangle, leaving a 1/4" seam allowance.





6. Place another $2\frac{1}{2}'' \times 3\frac{1}{2}''$ muslin strip on the right side of the $2\frac{1}{2}'' \times 10\frac{1}{2}''$ green strip, right sides together (Fig. 8). Sew across the diagonal of the square formed by the two overlapping fabrics from the upper left corner to the lower right corner (Fig. 8). Flip open the triangle formed and press (Fig. 9). Trim away the excess fabric from behind the triangle, leaving a $\frac{1}{4}''$ seam allowance to complete Row 2 of the tree.



Fig. 7



Fig. 8



Fig. 9

7.

8. Repeat Steps 5-6 using 2 - $2\frac{1}{2}'' \times 4\frac{1}{2}''$ muslin strips and 1 - $2\frac{1}{2}'' \times 8\frac{1}{2}''$ green strips to make Row 3 Unit (Fig. 10).

9. Repeat Steps 5-6 using 2 - $2\frac{1}{2}'' \times 5\frac{1}{2}''$ muslin strips and 1 - $2\frac{1}{2}'' \times 6\frac{1}{2}''$ green C strips to make Row 4 Unit (Fig. 11).

10. Repeat Steps 5-6 using 2 - $2\frac{1}{2}'' \times 6\frac{1}{2}''$ muslin strips and 1 - $2\frac{1}{2}'' \times 4\frac{1}{2}''$ green strips to make Row 5 Unit (Fig. 12).



Fig. 10



Fig. 11



Fig. 12

11. Sew together one tree trunk unit and one each of Rows 1-5 to make one tree block (Fig. 13).

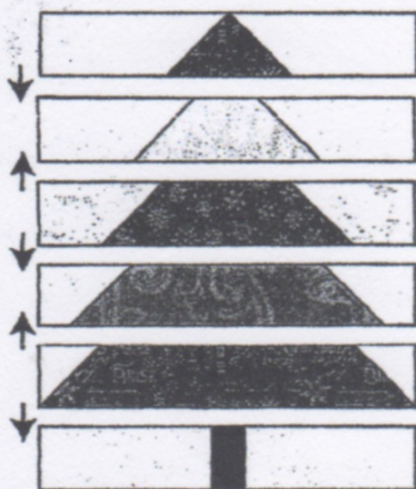


Fig. 13



November Refreshments

The following members are asked to provide refreshments for the meeting. Cookies, veggies, cut up fruit.. .whatever you would like to bring. Please ask someone to take your place if you are unable to help this month. Please have snacks at the church by 6:30 PM. Please help during the clean up of the refreshment area.

Connie Weaver, Jolene Weaver, Charmaine Weisenbacher, Charlene Weiss, Nancy Weston, Evelyn Wiedl, Jane Williamson, Jane Wismer, Doris Woodring, Janet Yandrisevits

**Regular Guild meetings are held on the second Tuesday of the month at 7:00 pm
(September through June)**

**Holy Cross Evangelical Lutheran Church
2700 Jacksonville Rd., Bethlehem, PA 18017**



December Newsletter articles due by **November 22, 2014**
Contact Sue Reeps at 610-330-6789 or suereeps@gmail.com.



Colonial Quilters Guild
P O Box 3134
Bethlehem, PA 18017

