



Colonial Quilters Guild

www.colonialquilters.org

Webmaster: Ellen Inghrim 610-838-5622 quilterellen@hotmail.com

Newsletter: Sue Reeps 610-330-6789 suereeps@gmail.com

Hello Everyone

Here we are in the midst of the holiday season. I love hearing Christmas Carols and watching Christmas movies on the TV. Many of us are busy with holiday plans and shopping for the perfect gift. Because we are quilters, many of us are making beautiful quilts and other presents for families and good friends. Not only are we sharing our talents, but we are also expressing our love with these wonderful gifts. As we enjoy the decorations and sparkling bright lights, let's take time out of our schedule to celebrate the season. As one song describes, "It's the most wonderful time of the year."

I hope you will be able to join us for our December meeting. If you are not able to celebrate with us, have a Very Merry Christmas and see you in the New Year!

Happy Holidays,
Lois



President: Lois Walters

610-252-7004 lwalt50@aol.com

Vice President: Cindy Fantasia

610-868-2803 clfantasia@gmail.com

Secretary: Deb Shupe

610-262-6333 deb.shupe201@gmail.com

Treasurer: Charlene Weiss

610-697-1081 hezzie1@ptd.net

Programs:

Darlene Repash

610-442-3768 crazysew@aol.com

Richele Voice

610-838-7297 richelev@aol.com

Community Service

Rose Macaluso

610-419-6817 rpmac8368@rcn.com

Sally Viglione

610-759-0988 mimisal91@rcn.com

Bus Trips

Boots Horwath

610-867-4839

Block of the Month

Kathy Kemmerer

610-691-3917 kemm6@yahoo.com

Eugenia Emert

610-264-2018 emert4us@rcn.com

Hospitality

Dolores Bartek

610-882-9619

Library

Margo Billetz

610-791-1069

Fat Quarters

Ellie Lazar

610-867-1255

Tedde Anderson

610-838-8694 tedde@ptd.net

Saturday Sewcials

Wendy Harwick

610-866-7704 harwickfamily@hotmail.com

Lillian Behrens

610-814-2497 lbehrens3@verizon.net

Sunshine and Shadows

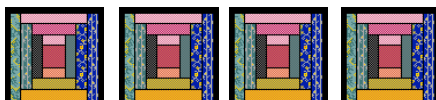
Charmaine Weisenbacher

610-264-9524 weisenbacher@rcn.com

Historian

Bev Repsher

610-759-7610 drep57@ptd.net



Fat Quarter Lottery

December Theme

**Christmas & Holiday
Fabrics**

Bring in a fat quarter or two.

You will have a chance to win a stack of fat quarters. Fat quarters are 18" x 22" fabric. Please only bring fat quarters that are the theme of the month.

Event Calendar

Dec 2 **NO BOARD MEETING**

Dec 10 Monthly Meeting

****Light supper 6:30 start****

Jan 6 Board Meeting

Jan 14 Monthly Meeting

Jan 27 Quilt Show Meeting

Feb 3 Board Meeting

Feb 11 Monthly Meeting

Mar 3 Board Meeting

Mar 11 Monthly Meeting

Mar 31 Board Meeting (Note
date change)



COMMUNITY SERVICE

Our guild is committed to community service and asks that each member supports that commitment in one of the following ways , annually:

- one children's oncology quilt (42" by 44" or 42" by 54") - donated to Lehigh Valley Hospital Muhlenberg
- two preemie quilts (18" by 25") - donated to Sacred Heart Hospital and St. Luke's Hospital
- two mastectomy pillows and bags - donated to Lehigh Valley Hospital Cedar Crest
- four teddy bears or cats - donated to St. Luke's Hospital Emergency Department
- one wounded soldier quilt (55" by 65" minimum donated to Quilts of Valor Foundation (<http://www.qov.org>))

Looking for a longarm quilter? Lois Walters, President of Colonial Quilters, will provide the batting and quilt your Quilt of Valor on her longarm machine. Check the first page of the newsletter for her contact information.

- one Visiting Nurses Association (VNA) of St. Luke's Hospice quilt (63" x 93")
- two VNA of St. Luke's Hospice pillowcases
- one VNA of St. Luke's Hospice nightgown
- NICU covers for incubators (48" x 55" finished size)

NICU covers are easy to make -- one children's panel with a contrasting border to create the right size, or you can use 1-1/4 yard of a children's print and add borders to create the needed size. Please use a light color fabric for the back. Simple quilting -- can use diagonal quilting one or both ways. Add a binding and it is done!



Please sew your own label on your Oncology Quilts - "Made and Donated by Colonial Quilters Guild 2013". You may also attach your own label to the Hospice and Wounded Soldiers quilts, using your name if desired. Thank you.

Also... please note we do not send or deliver Soldier's Quilts but you can get credit for them if you show them or a picture to us.

Thanks -- **Rose Macaluso & Sally Viglione**

PROGRAMS AND WORKSHOPS



December - Join us for our QUILT GUILD HOLIDAY PARTY! We'll start at 6:30 with a light supper of soup, bread and desserts and then enjoy a special guest, who I'm sure you'll find very entertaining. (No guests please and no show & tell this month.)

January - We'll be working on a craft project in January (more details to follow.) Also, bring along your show & tell.

A special THANK YOU to all who participated in the workshop with Linda Hahn. We had a great time and surprised ourselves at how easy her technique is for making the New York Beauty block. Hopefully we'll get to see some of the blocks, or even a few finished quilts from the workshop. Please bring them along to share during our January meeting.

See you in December,

- Darlene Repash and Richele Voice



NOVEMBER 12, 2013 MEETING MINUTES

A presentation by Linda Hahn showcasing her books and her quilts was given. Linda explained the hours involved in writing a book and gave us a showing of quilts from her new book. She will be giving a workshop on Wed. Nov 13 from 9-3 at the church if anyone is interested please see Darlene, there is still space available.

The Meeting was called to order after a short break by President Lois Walters.

There were no additions or corrections to the September minutes.

Vice President—Cindy Fantasia—81 members attending, 2 guests attended the meeting—Gladys Hontz, Judy Sterner
New members: Leona Cyphers, Darlene Dreisbach, Bonnie Gimbel, Susan Nelson, Lisa Zinkler and Carol Moll were all introduced to the membership. Welcome!!
Membership cards were handed out.

Treasurer's report—Charlene Weis--balance is \$14383.67
Reminder: The Guild is once again offering the Fons and Porter Love of Quilting subscription for this year. The price is regularly \$20 with \$5 going to the Guild but in honor of our 30th anniversary, the rate is only \$15. Please see Charlene if interested. This applies to a new subscription or a renewal.

Community service—Sally Viglione- 25 people attended the Community Service Day on Oct 19th, 110 mastectomy bags and pillows were made. 2 large bags were taken to LVH, according to nurses these will last about 6 months. A thank you note was also sent to the guild.

Saturday Sewcials—Wendy Harwick—Saturday November 16 from 9- 3 pm a class called Spinning Stars will be taught by Margo Billetz. Cost is \$5. You will need to prepurchase Easy Tri Rec Tools for the class 15 are already signed up There is room please see Wendy..

Bus Trips—no upcoming trips

Sunshine and Shadows—Charmaine—none

Website---Ellen Inghrim—on new membership, user name is stitches (no capital letters), password is "2fittoenails" (no spaces). Ellen also explained where the password came from.

Quilt Show—Doris Woodring-Café—The Café will be selling turkey BBQ if you would like to donate a turkey, please call Doris.

Richele Voice—Raffle quilt—Raffle tickets are being handed out. Please make sure you receive your envelope of tickets to sell.

Trick tray—ideas will be posted in newsletter for donations. Also looking for a co-chair

Quilt Registration –quilts will

need to be registered by March
Signs committee—Carole Rogers volunteered to co-chair
Boutique—Recycle will again be offered. Start gathering UFO's, unwanted blocks etc. anything quilt related. Non sewing related items will not be accepted.

Also start thinking about items that you would like to sell. You set the price, the Guild gets 10%. More info to follow.

Block of the Month—14 blocks were handed in for November, winner was Connie Weaver

Drawings will be done ahead of time at each meeting and the winners can pick up their prizes after the meeting.

50/50—Sharon Rehrig
Fat Quarters—Kathy Miller, Cathy Mouer(2), Eugenia Emert

Newsletter—Board meeting will not be held on Monday December 2, next meeting Jan 6 at 6:45 pm at the church

Program— December will be "surprise entertainment" and the program will begin at 6:30 pm. A light supper will be served.

The meeting was followed by Show and Tell. There will not be Show and Tell at the December meeting.

Respectfully submitted,
Deb Shupe, Secretary



PUMPKIN PIE CRUMBLE CAKE - FROM GAIL KROMER

Solid vegetable shortening for greasing pan
 Flour for dusting pan
 1 package (18.25 ounces) plain yellow cake mix
 8 tablespoons (1 stick) butter or margarine, at room temperature
 4 large eggs
 2 cans (15 ounces each) pumpkin
 1 can (5 ounces) evaporated milk
 1 1/4 cups sugar
 2 teaspoons ground cinnamon
 4 tablespoons (1/2 stick) butter or margarine, chilled
 1 cup chopped pecans

1. Place a rack in the center of the oven and preheat the oven to 350 degrees. Lightly grease a 13 by 9 inch baking pan with solid vegetable shortening, then dust with flour. Shake out the excess flour. Set the pan aside.
2. Measure out 1 cup of cake mix and reserve for the topping. Place the remaining cake mix, the butter and 1 egg in a large mixing bowl. Blend with an electric mixer on low speed until well combined, 1 minute. Using your fingertips/palm of hand, press the batter over the bottom of the prepared pan so that it reaches the sides of the pan. Set the pan aside.
3. For the filling, place the pumpkin, evaporated milk, 1 cup sugar, remaining 3 eggs, and cinnamon in the same large mixing bowl used to prepare the batter and with the same beaters (no need to clean either), blend on low speed until combined, 30 seconds. Increase the mixer speed to medium and beat until the mixture lightens in color and texture, 1 to 2 minutes more. Pour the filling over the crust in the pan, spreading to the sides of the pan with a rubber spatula. Set the pan aside.
4. For the topping, place the remaining 1/4 cup sugar, the chilled butter, and the reserved cake mix in a clean medium-size mixing bowl. Rinse and dry the beaters. Beat with an electric mixer on low speed until just combined and crumbly, 30 seconds to 1 minute. Stop the machine and stir in the pecans. Use your fingers to thoroughly knead the pecans into the topping mixture. Distribute the topping evenly over the filling mixture. Place the pan in the oven.
5. Bake the cake until the center no longer jiggles when you shake the pan and the pecans on top have browned, 70 to 75 minutes. Remove the pan from the oven and let cool slightly on a wire rack, 20 minutes.
6. Slice the cake into squares.

Store the cake covered in aluminum foil or plastic wrap, in the refrigerator for up to 1 week.

(This recipe is from the Cake Mix Doctor cookbook by Anne Byrn.)

UPCOMING SHOWS AND EVENTS



January 13-
April 6

2014 Quilt Competition and Display, Peddler's Village, Routes 202 and 263, Lahaska, PA www.peddlersvillage.com

March 12-15

AQS Quilt Week, Lancaster County Convention Center, 3 E. Vine Street, Lancaster, PA 17603

OCTOBER 28, 2013 QUILT SHOW MEETING MINUTES

The meeting was called to order at 6:35 pm by Betsy Lawrence and Kathy Kemmerer.

Treasurer Meg Ferry:
 Beginning balance \$3000.00
 Expenses:
 Copies 199.81
 Chrin Deposit 155.00
 Challenge Fabric 196.76
 Balance as of 10/28/2013 \$2,448.43

Admissions: Evelyn Wiedl - Wrist bands will be used in place of hand stamps at show.

Art Work and Publicity: Sue Reeps distributed copies of the flyers that were printed 3 per page. A total of 3000 brochures were printed. Some flyers have been distributed to quilt shows. Sue will be contacting quilt guilds and shops for additional distribution. A total of 150 posters have been printed for store windows and other appropriate venues. Members will be asked to assist in distributing the posters and flyers to various sites. \$170.00 spent on posters and flyers. Discussion ensued regarding ways to get word out to public. Sue has already set up information on local patches.

Block of Month: Eugenia Emert and Kathy Kemmerer will arrange a display for the show.

Boutique: Ruth O'Connell reported that they will be accepting items for the boutique in January. They will be needing plastic bags and tags.

Café: Doris Woodring reported the menu for the café will be kept simple. She and Jane Merkel will be happy to receive frozen

turkeys or coupons for turkeys to be used in turkey barbeque.

Door Prizes: Betsy informed committee that the Marilyn Hansen will be sending out emails and snail mail in January 2014. She is also looking for possible new companies to contact. She was pleased with the information received from the previous chair of this committee.

Greeters: Jane Wismer - The use of wrist bands will assist greeters when patrons go back and forth between, quilt display, café, and Saturday lecture.

Quilt Appraisals and Lecture: Betsy Lawrence reported that Betsy Golden is using an email that links to our website. The first presentation of the lecture to be given on Saturday of the show may be given to the guild at April meeting.

Challenge: Betsy noted that at the last quilt show meeting, it was reported that all of the challenge fabric has been distributed and appears to be a great deal of interest in the challenge.

Raffle Tickets: Tickets will be available at the next guild meeting for anyone who did not pick them up at the October guild meeting.

Registration: Lois Walters reported that some forms have been picked up but as of this date no registrations have been submitted. The registration form is available on the guild website.

Saturday Social: Wendy Harwick and Lillian Behrens will have a display of Saturday Social projects.

Signs: Betsy reported that a volunteer is still needed for this position. Cindy Fantasia have the signs from previous shows. An inventory of the signs available will be made and if needed additional signs will have to be ordered. The old signs will have to be updated with the 2014 show dates.

Tricky Tray: Barbara Kelly reported she has all of the materials for Tricky Tray from the last quilt show. Barbara questioned how familiar families are with CHOP. Betsy explained that CHOP has provided brochures, banners, etc. for our use at the show. Barbara will supply members with suggestions for baskets or tricky tray items. In January 2014, she is asking members to start letting her know what items they will be contributing to Tricky Tray. Barbara also floated the idea of a wine basket. Kathy Kemmerer will check with the Chrin Center if allowed.

Vendors: New letters and emails were sent out on November 8, 2013. Once vendors have responded and confirmed they would like to participate, committee members will be notified.

Future meetings:
 January 27, 2014
 March 31, 2014
 April 21, 2014

Respectfully submitted,

 Lillian Behrens
 Secretary



2014 QUILT SHOW COMMITTEE NEEDS

Boutique

The committee is looking for guild members to share their talents by selling items in the quilt show boutique. All items are to be handmade by guild members. The following are some ideas to get your creativity flowing:

- | | | |
|---|---------------|---------------|
| Quilt <u>tops</u> | Wall Hangings | Table Runners |
| Christmas Ornaments | Jackets | Vests |
| Pillows | Purses/Bags | Baby Gifts |
| Needlework – cross stitch, embroidery, knitting, crocheting | | |
| Kitchen Accessories – placemats, towels, dishcloths, aprons | | |



Projects are not limited to the above list.
Please talk to Susie Metz or Ruth O’Connell with any other ideas you may have.

Book Nook

We will be collecting items after the monthly meetings. Look for silver Lincoln Navigator in parking lot to place items. Pick up service also available email -- susantr@aol.com

Thanks
Susan Truby

Tricky Trays

This is a partial list of ideas for Tricky Tray Basket Themes:

- | | |
|----------------------------|-------------------|
| Quilting Items | Cooking |
| Children (Books and Games) | Kitchen |
| Spa Items | Beauty Items |
| Pet (cat or dog) | Desserts |
| Books | Art Supplies |
| Tools | Gift Certificates |
| Soup or specialty food | Italian theme |

The possibilities for themes are endless. Please consider donating & supporting the Children’s Hospital of Philadelphia @ LV Muhlenberg. At the January meeting, I will have sign up sheets for donated items and sign up sheets to help out at the show.

Questions?
Call Barbara Kelly
(610) 838-1581

Quilt Show Co-Chairs -	Betsy Lawrence	610-954-9482	blaw55@live.com
	Kathy Kemmerer	610-691-3917	



TOTE BAGS

Blue tote bags with Colonial Quilters Guild logo are available for sale.
 Nice wide bottom.....good for fabric , groceries etc.
 The cost is **\$ 1.00** ----- see Susie Metz at the meetings.



SUNSHINE AND SHADOWS

Rosalie Freudenberger's husband Mark passed away after a long illness. Rosalie was a member of our guild for many years and volunteered her services many times before moving to Florida. Her address is below and it would be nice for members to send her a card



Her address is: Mrs. Rosalie Freudenberger
 Lake Aston
 4039 Birkdale Drive
 Lake Wales, FL 33859

- Charmaine Weisenbacher

DECEMBER BIRTHDAYS

12/5 Tracy Sturmack	12/23 Judy Thompson
12/9 Boots Horwath	12/24 Sue Jones
12/10 Nanci Blankowitsch	12/25 Lillian Behrens
12/10 Cindy Fantasia	12/26 Susie Metz
12/18 Michele Glynn	12/28 Connie Schick
12/20 Carol Hartway	12/28 Margo Billetz
12/21 Gail Kromer	12/30 Marcella Smullen
12/23 Charmaine Weisenbacher	12/31 Linda Kleppinger
12/11 Carol Moll	12/14 Darlene Dreisbach



WEBSITE ACCESS

As announced at the November meeting, to access the members only section of the website:
user name: stitches (all lower case) password:2fittoenails (no spaces)



SEWING NEEDLES

This flow chart that helps you select the right needle for your project is a work of art in itself!
<http://www.sewingpartsonline.com/blog/finding-perfect-sewing-machine-needle-infographic/>



BABY BANK

A "baby bank" was started a few years ago to help provide small baby needs to the Nurse Family Partnership of the Visiting Nurse Assoc. at St. Luke's. NFP is a program that pairs a specially trained registered nurse with a first time, low income mom. The nurse will provide home visits throughout the pregnancy until the child is 2 years of age. The goal is to promote & teach positive health & attachment behaviors between the mother & her baby. Currently, 250 families are being served by NFP.

You can help " make a difference" by donating small items for the babies. Some ideas are wipes, diaper rash cream, diapers (any size), sippee cups, onesies ,baby socks etc. Also, a bank is available for monetary donations for me to shop.

\$ 29.00 and lots of gifts for the moms & babies were donated in November. THANK YOU to all who helped to make a nice Xmas for someone less fortunate than us. Merry Xmas and Happy New Year. May you pay forward your blessings !!!!!

For more info about NFP you can refer to: www.slhn.org
or ask Susie Metz ----- Look for the gift bag & bank at the sign-in table.
Thank you for all the help.....the staff is most appreciative.

...Susie Metz



LIBRARY NEWS

Thank you for your generous response to our 50/50 drawing each month. There will be no library available and no 50/50 raffle at the December meeting.

- Margo Billetz



BLOCK OF THE MONTH





Our long distance quilter Constance Weaver was the fortunate winner of 14 **Birds in the Air** blocks at the November meeting. The December block will be **Zigzag** done in Green and white. For January we encourage everyone to make an easy **Churn Dash** block in blues and white. Be sure to check the notes in the pattern. Enjoy your Thanksgiving!

-Eugenia Emert and Kathy Kemmerer



JANUARY BLOCK OF THE MONTH - CHURN DASH

Churn Dash



Cutting Chart			FINISHED BLOCK SIZE		
			6"	9"	12"
			STRIP WIDTH		
Light	A:	4	2 1/2"	3 1/2"	4 1/2"
	B:	4	2 1/2" x 1 1/2"	3 1/2" x 2"	4 1/2" x
	C:	1	2 1/2"	3 1/2"	2 1/2"
Medium	D:	4	2 1/2"	3 1/2"	4 1/2"
	E:	4	2 1/2" x 1 1/2"	3 1/2" x 2"	4 1/2"

CORRECTIONS to the chart B & D measurements for rectangles are 2 1/2" x 4 1/2"

C square is 4 1/2" x 4 1/2"

Follow 12" block Measurements

Light color (A & B & C) – White

Medium color (D) – Blue to coordinate

Dark color (E) – Dark Blue print

Cut 2- 5 inches Squares of white and Medium color. Draw a diagonal line in the center and stitch on either side. Cut in half and square to 4 1/2".

Join 2 1/2" x 4 1/2" rectangles.

Cut 1 square 4 1/2" x 4 1/2" for the center in White.

Join block as indicated in the chart.



December Refreshments



The program committee is planning the refreshments for the December meeting! See you there!

Regular Guild meetings are held on the second Tuesday of the month at 7:00 pm
(September through June)

Holy Cross Evangelical Lutheran Church
2700 Jacksonville Rd., Bethlehem, PA 18017

January Newsletter articles due by **December 22, 2013**
Contact Sue Reeps at 610-330-6789 or suereeps@gmail.com.



Colonial Quilters Guild
P O Box 3134
Bethlehem, PA 18017

