



Colonial Quilters Guild

www.colonialquilters.org

Webmaster: Ellen Inghrim 610-838-5622 quilterellen@hotmail.com

Newsletter: Sue Reeps 610-330-6789 suereeps@gmail.com

Hello Everyone,

If you were able to join us in January we certainly enjoyed some delicious soup, bread and desserts. Thank you to the program committee and I hope they share recipes.

As I write this, I have returned from a ski trip to Killington last evening and today I am babysitting 3 of my grandchildren because we are having a snow storm.

Tomorrow may be another day of babysitting if the schools are closed. I usually follow the recommendations provided by the news reporters, stay home and stay warm, which for me means quilting but I will postpone that for a few days. I hope all of you are staying warm and I will see you in February

Lois



President: Lois Walters

610-252-7004 lwalt50@aol.com

Vice President: Cindy Fantasia

610-868-2803 clfantasia@gmail.com

Secretary: Deb Shupe

610-262-6333 deb.shupe201@gmail.com

Treasurer: Charlene Weiss

610-697-1081 hezzie1@ptd.net

Programs:

Darlene Repash

610-442-3768 crazysew@aol.com

Richele Voice

610-838-7297 richelev@aol.com

Community Service

Rose Macaluso

610-419-6817 rpmac8368@rcn.com

Sally Viglione

610-759-0988 mimisal91@rcn.com

Bus Trips

Boots Horwath

610-867-4839

Block of the Month

Kathy Kemmerer

610-691-3917 kemm6@yahoo.com

Eugenia Emert

610-264-2018 emert4us@rcn.com

Hospitality

Dolores Bartek

610-882-9619

Library

Margo Billetz

610-791-1069

Fat Quarters

Ellie Lazar

610-867-1255

Tedde Anderson

610-838-8694 tedde@ptd.net

Saturday Sewcials

Wendy Harwick

610-866-7704 harwickfamily@hotmail.com

Lillian Behrens

610-814-2497 lbehrens3@verizon.net

Sunshine and Shadows

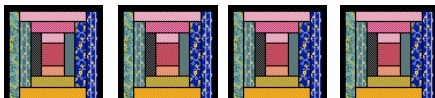
Charmaine Weisenbacher

610-264-9524 weisenbacher@rcn.com

Historian

Bev Repsher

610-759-7610 drep57@ptd.net



Fat Quarter Lottery

February Theme

Red & White Fabrics

Bring in a fat quarter or two.

You will have a chance to win a stack of fat quarters. Fat quarters are 18" x 22" fabric. Please only bring fat quarters that are the theme of the month.

Event Calendar

Jan 27	Quilt Show Meeting **7:00 pm**
Feb 3	Board Meeting
Feb 11	Monthly Meeting
Mar 3	Board Meeting
Mar 11	Monthly Meeting
Mar 31	Board Meeting (Note date change)
Apr 8	Monthly Meeting
May 5	Board Meeting
May 13	Monthly Meeting

PROGRAMS AND WORKSHOPS



I'm excited for everyone to meet the speaker for our February meeting. Her name is Jacquelynne Steves and she's a fabric designer! Her program will consist of a talk regarding her fabric design process and how she translates her watercolor art into fabric design and other products, a show and tell of some of her designs, display of some of her original artwork, and a trunk show. She will have items to sell and will also do a drawing for a door prize. You can preview her website here www.JacquelynneSteves.com. It's sure to be a fun and informative program!

FYI - We'd like to limit show and tell to just a few quilts in February. If possible, save your show and tell for the March meeting.

March 7 and 8 - We will have our annual "Non - Sleepover" Quilt Weekend. The times are Friday from 3 - 9 and Saturday from 9 - 3. The cost is \$5/day. Bring your sewing machine, UFO's, handwork or whatever you'd like. Come one day or two. This is a great time to socialize with fellow guild members while working on your quilt projects. We'll provide dinner and snacks on Friday and a light breakfast, lunch and snacks on Saturday. Please sign up and pay at the February meeting (since this is our only meeting before the quilt weekend). I hope you'll join us!

Happy Quilting!

- Darlene Repash and Richele Voice

BABY BANK

A "baby bank" was started a few years ago to help provide small baby needs to the Nurse Family Partnership of the Visiting Nurse Assoc. at St. Luke's. NFP is a program that pairs a specially trained registered nurse with a first time, low income mom. The nurse will provide home visits throughout the pregnancy until the child is 2 years of age. The goal is to promote & teach positive health & attachment behaviors between the mother & her baby. Currently, 250 families are being served by NFP.

You can help " make a difference" by donating small items for the babies. Some ideas are wipes, diaper rash cream, diapers (any size), sippee cups, onesies ,baby socks etc. Also, a bank is available for monetary donations for me to shop.

In January I received a pack of diapers and also wipes. \$ 49.00 was collected which was awesome , as the request from NFP was for onesies and diaper cream. I was able to fulfill the request to the appreciation of all. Thanks to all who support this cause.

For more info about NFP you can refer to: www.slhn.org or ask Susie Metz ----- Look for the gift bag & bank at the sign-in table. Thank you for all the help.....the staff is most appreciative.

...Susie Metz





SUNSHINE AND SHADOWS



Since our last get together Patricia Eck's mother passed away. Her address is: 2861 Donegal Drive; Macungie, PA 18062

Also Jean Ruwedel had a knee replacement on January 13th, is at home and is doing very well. Her address is: 3119 Hilly Drive; Bethlehem, PA 18017

- Char Weisenbacher

FEBRUARY BIRTHDAYS

- | | | | |
|------|----------------|------|-----------------|
| 2/1 | Deb Shupe | 2/22 | Beverly Repsher |
| 2/1 | Kathy Lopez | 2/23 | Mary Henning |
| 2/2 | Kim Berger | 2/24 | Carol Smith |
| 2/10 | Nancy Snow | 2/26 | Donna Meneeley |
| 2/16 | Meg Ferry | 2/28 | Anne Capuano |
| 2/21 | Barbara Snyder | | |



UPCOMING SHOWS AND EVENTS




- | | |
|------------------------|--|
| January 13-
April 6 | 2014 Quilt Competition and Display, Peddler's Village, Routes 202 and 263, Lahaska, PA www.peddlersvillage.com |
| March 6-9 | Quilt Fest of New Jersey; 50 Atrium Dr. Somerset, NJ (Exit 10 of I-287) www.quiltfest.com |
| March 6, 7, 8 | 2014 Quilt Preview of quilts to be sold at the Pennsylvania Relief Sale, free admission. Shop Quilter's Corner - featuring used, unused, or unfinished quilt projects, orphan blocks, vintage items, books, patterns, magazines, linens, quilting tools, fabrics, and supplies. Shop unshippable warehouse treasures. Location: Material Resources Center, 517 W. Trout Rd., Ephrata, PA 17522, (717) 733-2847 - March 6 and 7 (9am-8pm) March 8 (9am-3pm) |
| March 12-15 | AQS Quilt Week, Lancaster County Convention Center, 3 E. Vine Street, Lancaster, PA 17603 |
| April 4-5 | 2014 Pennsylvania Relief Sale Harrisburg Farm Show Complex (Benefits Mennonite Central Committee) Shop at the Quilter's Attic at the RELIEF SALE featuring used, unused, or unfinished quilt projects, orphan blocks, vintage items, books, patterns, magazines, linens, quilting tools, fabrics, and supplies. Quilt pictures and more information www.pareliefsale.org |

SATURDAY SEWCIAL & OPEN SEW

We would like to ask for volunteers to lead a Saturday Sewcial. Anyone with a quick project or a great technique to share is welcome to lead us some Saturday. Please get in touch with Wendy Harwick or Lillian Behrens. Thank you very much.

- Wendy Harwick & Lillian Behrens

GUILD CHALLENGE



Hi Ladies, I hope you are all working on your "Civil War" Challenge. Please let me know if you have any questions.

- Mary Henning



COMMUNITY SERVICE

Our guild is committed to community service and asks that each member supports that commitment in one of the following ways , annually:

- one children's oncology quilt (42" by 44" or 42" by 54") - donated to Lehigh Valley Hospital Muhlenberg
- two preemie quilts (18" by 25") - donated to Sacred Heart Hospital and St. Luke's Hospital
- two mastectomy pillows and bags - donated to Lehigh Valley Hospital Cedar Crest
- four teddy bears or cats - donated to St. Luke's Hospital Emergency Department
- one wounded soldier quilt (55" by 65" minimum donated to Quilts of Valor Foundation (<http://www.qov.org>))

Looking for a longarm quilter? Lois Walters, President of Colonial Quilters, will provide the batting and quilt your Quilt of Valor on her longarm machine. Check the first page of the newsletter for her contact information.

- one Visiting Nurses Association (VNA) of St. Luke's Hospice quilt (63" x 93")
- two VNA of St. Luke's Hospice pillowcases
- one VNA of St. Luke's Hospice nightgown
- NICU covers for incubators (48" x 55" finished size)

NICU covers are easy to make -- one children's panel with a contrasting border to create the right size, or you can use 1-1/4 yard of a children's print and add borders to create the needed size. Please use a light color fabric for the back. Simple quilting -- can use diagonal quilting one or both ways. Add a binding and it is done!



Please sew your own label on your Oncology Quilts - "Made and Donated by Colonial Quilters Guild 2013". You may also attach your own label to the Hospice and Wounded Soldiers quilts, using your name if desired. Thank you.

Also... please note we do not send or deliver Soldier's Quilts but you can get credit for them if you show them or a picture to us.

While we are all snowed in, it's a great time to work on your CS projects!

Thanks -- **Rose Macaluso & Sally Viglione**

BUS TRIPS



Saturday March 15th - Lancaster AQS Show

Cost for the bus \$28.00. (Does not include the ticket into the show) Money will be due at time of sign up. Bus will leave from the church at 8:00 am sharp and should arrive back at the church between 5:30 – 6:00 pm. See you in February!!!

Saturday April 26th - Shopping Trip - Details soon!

See you in February!!!

- Boots Horwath

TOTE BAGS

Blue tote bags with Colonial Quilters Guild logo are available for sale. Nice wide bottom.....good for fabric , groceries etc. The cost is **\$ 1.00** ----- see Susie Metz at the meetings.





JANUARY 14, 2014 MEETING MINUTES

Our Christmas gathering was celebrated a month later but with water and better weather. We were treated to homemade soups, breads and desserts by the Program Committee. After dinner and during the business meeting everyone was given a bag with nine patches to hand sew. The blocks will be assembled and quilted and giving to Visiting Nurses. Food was great and fellowship was celebrated by all. Thanks to the program Committee for the wonderful food.

The Meeting was called to order at 7:45 pm by President Lois Walters.

There were 2 corrections to the November minutes. Sharon Enstrom, not Sharon Rehrig(sorry!) was the winner on the 50/50 drawing. Sue Nelson's name was spelled wrong. Corrections were made. A motion to accept corrections was made by Darlene Repash and seconded by Mary Henning.

Vice President—Cindy Fantasia—80 members attending, 1 new member Marylou Straka—Welcome!
3 door prizes given
November—Janet Deegan
December—Rose Macaluso(On her birthday too!)
January—Darlene Repash
New directory will be updated by next meeting
Treasurer's report—Charlene

Weis--balance is \$14770.70
Reminder: The Guild is once again offering the Fons and Porter Love of Quilting subscription for this year. The price is regularly \$20 with \$5 going to the Guild but in honor of our 30th anniversary, the rate is only \$15. Please see Charlene if interested. This applies to a new subscription or a renewal. February is last month available for this.

Community service—Sally Viglione- None

Saturday Sewcials—Wendy Harwick—Nothing scheduled yet. Any ideas please contact Wendy
Bus Trips—Boots—Bus trip to Lancaster AQS show March 15 leave at 8 am cost is \$28(does not include show ticket) sign up in Feb. Also shopping trip to Lancaster April 26 info to follow

Sunshine and Shadows—Charmaine—none

Website---Ellen Inghrim— none

Quilt Show—
Sign ups for volunteer hours will be at February meeting. We are asking for 4 hours per member. Husbands, significant others, men etc.needed for set up and take down.

Tricky tray—sign up for what you are donating

Quilt Registration –quilts will need to be registered by March, Only 1

so far. All challenge quilts need to be registered. Form is available on website.

Block of the Month— December winner was Kathy Kemmerer with 6 blocks. January winner was Cathy Mouer with 9 blocks.

50/50—Dolores Danner
Fat Quarters—Doris Woodring(2), Deb Shupe, Cathy Mouer. February will be red and white Valentine

Newsletter—Lois acknowledged the great job Sue is doing on newsletter. Any member who is not receiving the newsletter please let Sue know.

Program— February will be Jacquelynne Steves. She will have a trunk show and items to sell and a giveaway. There is a tentative date for a Non Sleepover sleepover weekend March 7 & 8 info to follow.

The meeting was followed by Show and Tell.

Respectfully submitted,
Deb Shupe, Secretary

LIBRARY AND 50/50 NEWS

We have 5 new books to start off the new year:

1. Pillow Pop - not just for pillows but block designs
2. Modern Quilting Designs - 90 free motion inspirations
3. In Love with Squares and Rectangles
4. Bright and Bold Cozy Modern Quilts by Kim Schafer and one donated by a member...
5. Quilts Made Mdern by Weeks Ringle and Bill Kerr **Thank you Elaine Kantor!**

Please do not give me and \$20 bills for the 50/50 tickets unless you want 20 of them. Thanks.

- Margo Billetz





QUILT SHOW

Quilt Show Committee Meeting:

The next committee meeting for the quilt show will be on Monday, January 27. **Meeting will start at 7:00 (this is a change)** and will be held in the adult Sunday school room at the church. Please plan to attend this meeting to provide updates on your committee. If you are not able to attend please call or email Kathy or Betsy with the status of your committee.

Quilt Show News:

Starting at the February meeting there will be sign up sheets for the Quilt Show. Guild members are required to work at least 4 hours over the 2 days of the show. There are a number of spots available that allow you to sit, if you have health problems that do not permit you to do stand for a length time. We will also need some help on the Friday prior to the show for set up. Working the quilt show is fun and a good way to get to know other guild members. Committee chairs will give a brief description of what is required for their particular job at the February meeting.

Boutique

The committee is looking for guild members to share their talents by selling items in the quilt show boutique. All items are to be handmade by guild members. The following are some ideas to get your creativity flowing:

- | | | |
|---|---------------|---------------|
| Quilt <u>tops</u> | Wall Hangings | Table Runners |
| Christmas Ornaments | Jackets | Vests |
| Pillows | Purses/Bags | Baby Gifts |
| Needlework – cross stitch, embroidery, knitting, crocheting | | |
| Kitchen Accessories – placemats, towels, dishcloths, aprons | | |



Projects are not limited to the above list.

Please talk to Susie Metz or Ruth O’Connell with any other ideas you may have.

Book Nook

We will be collecting items after the monthly meetings. Look for silver Lincoln Navigator in parking lot to place items. Pick up service also available email -- susantr@aol.com

Thanks
Susan Truby

Tricky Trays

This is a partial list of ideas for Tricky Tray Basket Themes:

- | | |
|----------------------------|-------------------|
| Quilting Items | Cooking |
| Children (Books and Games) | Kitchen |
| Spa Items | Beauty Items |
| Pet (cat or dog) | Desserts |
| Books | Art Supplies |
| Tools | Gift Certificates |
| Soup or specialty food | Italian theme |

The possibilities for themes are endless. Please consider donating & supporting the Children’s Hospital of Philadelphia @ LV Muhlenberg. At the February meeting, I will continue to have sign up sheets for donated items and sign up sheets to help out at the show.

Questions?
Call Barbara Kelly
(610) 838-1581

**RECIPES FROM JANUARY 14, 2014 MEETING
COURTESY OF YOUR PROGRAM COMMITTEE!!**

VEGETABLE CHOWDER

2 Tbs. butter	2 tsp. salt
2 c. chopped onion	1/4 tsp. pepper
1 c. chopped green pepper	1 c. finely shredded cabbage
1 (10 Oz.) pkg. frozen lima beans	1 (16 oz.) can whole kernel corn
1 c. cubed red potatoes, (3/4" dice)	2 (12-14 oz.) cans evaporated milk
1 c. sliced carrots	1 c. (4 oz.) shredded white Cheddar cheese
5 c. chicken broth or vegetable broth	

Melt the butter in a medium/large saucepan over medium heat for about 2 minutes. Add the onion and green pepper; sauté until tender, about 5 minutes. Add the lima beans, potatoes, carrots, cabbage, corn, broth, salt and pepper. Cook over high heat until the mixture comes to a boil, about 2 minutes. Reduce heat to low and simmer, uncovered for 5 minutes. Add the evaporated milk and cheese. Cook over low heat for 2 minutes or until the cheese is melted and the soup is hot. Do not boil. Taste to see if the soup needs more salt and pepper. Add a little extra milk if the veggie to liquid ratio is off...if it's not soupy enough. ENJOY!

SLOW COOKER CHICKEN TORTILLA SOUP

YIELD: SERVES 8-10 COOK TIME: 4 HOURS

An easy and flavorful chicken soup made in the slow cooker, topped off with shredded cheese and seasoned tortilla strips.

Ingredients:

1 lb chicken breast, trimmed	1 serrano pepper, minced
15 oz can sweet whole corn kernels, drained	2 cloves garlic, minced
15 oz can diced tomatoes, drained	1/4 tsp chili powder
5 C chicken stock	1 1/2 tsp salt, divided
3/4 C onion, chopped	1 tsp ground pepper, divided
3/4 C green pepper, chopped	Monterey Jack cheese, shredded

Seasoned tortilla strips

Directions:

To your slow cooker add first 9 ingredients plus 1 tsp salt and 3/4 tsp ground pepper. Cook on high for 4 hours or low for 8 hours.

Prior to serving, remove chicken breasts. Transfer chicken to the bowl of a stand mixer fitted with a paddle attachment for easy shredding. Alternately you may shred chicken by hand. Season chicken with 1/2 tsp salt and 1/4 tsp pepper. Return shredded seasoned chicken to slow cooker bowl. Stir gently.

If serving immediately, divide among bowls. Top off with a generous helping of shredded cheese and seasoned tortilla strips. Soup may be stored in the fridge for up to several days.

CARAMEL PECAN BARS

Prep Time: 25 minutes

Cook Time: 50 minutes

Yield: 24 2-inch bars

Ingredients**For the crust:**

- 2 cups all-purpose flour
- 3/4 cup unsalted butter, cold and cut into 1/2-inch cubes
- 2/3 cup confectioners' sugar
- 1/4 teaspoon salt

For the filling:

- 3 & 1/2 cups coarsely chopped pecans
- 2/3 cup unsalted butter
- 1/2 cup firmly packed light or dark brown sugar
- 1/2 cup honey
- 3 tablespoons heavy cream

Instructions**To make the crust:**

Preheat oven to 350°. Line the bottom and sides of a 9"x13" baking pan with aluminum foil so that the foil overhangs a couple of inches over the sides. Lightly grease foil.

Place flour, butter, confectioners' sugar, and salt in the bowl of a food processor. Pulse several times until the mixture is combined and resembles coarse meal.

Transfer mixture to prepared pan. Press onto bottom and 3/4 inch up the sides of the pan.

Bake 20 minutes, or until the edges are lightly browned. Place pan on a wire rack and allow the crust to cool completely.

To make the filling:

Preheat oven to 350°.

Place pecans in a single layer in a shallow pan. Bake 8 to 10 minutes or until toasted and fragrant.

Place butter, brown sugar, honey, and cream in a medium saucepan. Bring to a boil over medium-high heat. Stir in pecans.

Transfer filling to crust.

Bake 25 to 30 minutes, or until crust is golden and the filling is bubbly.

Place pan on a wire rack and allow bars to cool completely. Then, use the overhanging foil to lift the bars out of the pan and onto a cutting board. Use a sharp knife to cut into bars.

CHICKEN MUSHROOM BARLEY SOUP

In dutch oven saute diced onion, celery, 1 tsp minced garlic and mushrooms until tender in a small amount of olive oil. Remove from pan add a small amount of olive oil and saute boneless chicken breast until cooked. Remove from pan and add back in onion mixture.

Pour in 2 quarts of chicken broth, scraping bottom of pan as you add broth. At this point I add carrots, tomatoes or any other vegetable if you desire(good time to clean out the frig)!. You can add more broth if you want a greater amount of soup or I add water and chicken soup base mix to extend the soup.

Rinse one cup of medium barley(or more if you like) in water and rinse, then add to broth. Bring to a boil then reduce to a simmer until barley is tender. Shred chicken and add to soup. Right before serving I cut up baby spinach and add to soup (as much as you like.)



WEBSITE ACCESS

As announced at the November meeting, to access the members only section of the website:
user name: stitches (all lower case) password:2fittoenails (no spaces)

BLOCK OF THE MONTH





We had two Block of the month drawings at the January meeting. Kathy Kemmerer won six Christmas Zigzag blocks. Cathy Mouer was the recipient of nine blue Churn dash blocks. Now that the holidays are over we can continue to get our Block of the Month's worked on. February's block is a pieced heart in red and white. For March we will make an Old Maids Puzzle in Green and White with a St. Patty's Day print.

-Eugenia Emert and Kathy Kemmerer

MARCH BLOCK OF THE MONTH - OLD MAIDS PUZZLE

Old Maid's Puzzle



Cutting Chart		FINISHED BLOCK SIZE		
		6"	9"	12"
		STRIP WIDTH		
Light	A: 4 □	2"	2 ³ / ₄ "	3 ¹ / ₂ "
	B: 4 ▽	2"	2 ³ / ₄ "	3 ¹ / ₂ "
	C: 1 □ = 2 ▽	3 ⁷ / ₈ "	5 ³ / ₈ "	6 ⁷ / ₈ "
Dark	D: 4 ▽	2"	2 ³ / ₄ "	3 ¹ / ₂ "
	E: 1 □ = 2 ▽	3 ⁷ / ₈ "	5 ³ / ₈ "	6 ⁷ / ₈ "

Follow 12" block Measurements

Light color (A & B & C) – White

Dark color (D & E) – St. Patrick's Day print

OR use Medium color (D) – Solid Green and St. Patrick's Day print for E

Cut 2 4 inches Squares of white and the coordinating print. Draw a diagonal line in the center and stitch on either side. Cut in half and square to 3 1/2". Sew a seam 1/4" away along BOTH SIDES of the diagonal line then rotary cut right on the line.

Cut 2 6 7/8" inches Squares of white and the coordinating print. Draw a line in the center and stitch on either side. Cut in half and square to 6 1/2".




February Refreshments

The following members are asked to provide refreshments for the meeting. Cookies, veggies, cut up fruit.. .whatever you would like to bring. Please ask someone to take your place if you are unable to help this month. Please have snacks at the church by 6:30 PM.

Please help during the clean up of the refreshment area.

***Elly Lazar, Betty Lerch, Gloria Lohn, Kathy Lopez, Rose Macaluso
Mary Ellen Martin, Dawn Martrich, Michele McLaughlin, Carolyn Meinhart, Donna Meneeley***

**Regular Guild meetings are held on the second Tuesday of the month at 7:00 pm
(September through June)**



**Holy Cross Evangelical Lutheran Church
2700 Jacksonville Rd., Bethlehem, PA 18017**

March Newsletter articles due by **February 22, 2014**
Contact Sue Reeps at 610-330-6789 or suereeps@gmail.com.

Jacksonville Road is now OPEN to through traffic so you won't have any problem getting to the church this month!!!



Colonial Quilters Guild
P O Box 3134
Bethlehem, PA 18017

