

Colonial Quilters Guild

www.colonialquilters.org

Webmaster: Ellen Inghrim 610-838-5622 quilterellen@hotmail.com

Newsletter: Sue Reeps 610-330-6789 suereeps@gmail.com

Hello Ladies,

I started this note two weeks ago, thinking that I had plenty of time to complete it. I had included some nice comments about the warm fall weather and beautiful fall colors. Then I put it aside to finish later.

Now here I am, the day before the newsletter deadline deciding what else to write and I turn the page of my calendar and IT IS NOVEMBER! Thanksgiving is a month away and suddenly my thoughts turn to holiday plans, presents and finishing all the projects that need to be done for Christmas.

Although I bought my first Christmas presents last week and I do have one quilted project that I plan to finish, I am going to try and take time to enjoy the season. This includes spending time with friends and family.

As we head towards Thanksgiving, I am thankful for many things and foremost among them are my quilting friends. The committees in your guild work hard to offer you opportunities to participate, to enjoy, and share. Take a deep breath before the pace of the holiday season picks up and spend some special quilting time with **YOUR** friends. Perhaps you can join us at our "New York Beauty Simplified" workshop on Wednesday, November 13 or the Saturday Sewcial, Spinning Stars on Saturday, November 16.

See you soon,
Lois



President: Lois Walters

610-252-7004 lwalt50@aol.com

Vice President: Cindy Fantasia

610-868-2803 clfantasia@gmail.com

Secretary: Deb Shupe

610-262-6333 deb.shupe201@gmail.com

Treasurer: Charlene Weiss

610-697-1081 hezzie1@ptd.net

Programs:

Darlene Repash

610-442-3768 crazysew@aol.com

Richele Voice

610-838-7297 richelev@aol.com

Community Service

Rose Macaluso

610-419-6817 rpmac8368@rcn.com

Sally Viglione

610-759-0988 mimisal91@rcn.com

Bus Trips

Boots Horwath

610-867-4839

Block of the Month

Kathy Kemmerer

610-691-3917 kemm6@yahoo.com

Eugenia Emert

610-264-2018 emert4us@rcn.com

Hospitality

Dolores Bartek

610-882-9619

Library

Margo Billetz

610-791-1069

Fat Quarters

Ellie Lazar

610-867-1255

Tedde Anderson

610-838-8694 tedde@ptd.net

Saturday Sewcials

Wendy Harwick

610-866-7704 harwickfamily@hotmail.com

Lillian Behrens

610-814-2497 lbehrens3@verizon.net

Sunshine and Shadows

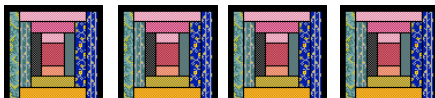
Charmaine Weisenbacher

610-264-9524 weisenbacher@rcn.com

Historian

Bev Repsher

610-759-7610 drep57@ptd.net



Fat Quarter Lottery

November Theme


**Animal Prints &
Turkey Fabrics**

Bring in a fat quarter or two.

You will have a chance to win a stack of fat quarters. Fat quarters are 18" x 22" fabric. Please only bring fat quarters that are the theme of the

Event Calendar

Oct 26	Lancaster Shopping Bus Trip 7am
Oct 28	Quilt Show Meeting 6:30
Nov 4	Board Meeting 6:45
Nov 12	Monthly Meeting
Nov 13	Workshop - Linda Hahn
Nov 16	Saturday Sewcial
Dec 2	Board Meeting
Dec 10	Monthly Meeting
Jan 6	Board Meeting
Jan 14	Monthly Meeting



COMMUNITY SERVICE

Our guild is committed to community service and asks that each member supports that commitment in one of the following ways , annually:

- one children's oncology quilt (42" by 44" or 42" by 54") - donated to Lehigh Valley Hospital Muhlenberg
- two preemie quilts (18" by 25") - donated to Sacred Heart Hospital and St. Luke's Hospital
- two mastectomy pillows and bags - donated to Lehigh Valley Hospital Cedar Crest
- four teddy bears or cats - donated to St. Luke's Hospital Emergency Department
- one wounded soldier quilt (55" by 65" minimum donated to Quilts of Valor Foundation (<http://www.qov.org>)

Looking for a longarm quilter? Lois Walters, President of Colonial Quilters, will provide the batting and quilt your Quilt of Valor on her longarm machine. Check the first page of the newsletter for her contact information.

- one Visiting Nurses Association (VNA) of St. Luke's Hospice quilt (63" x 93")
- two VNA of St. Luke's Hospice pillowcases
- one VNA of St. Luke's Hospice nightgown
- NICU covers for incubators (48" x 55" finished size)



NICU covers are easy to make -- one children's panel with a contrasting border to create the right size, or you can use 1-1/4 yard of a children's print and add borders to create the needed size. PLease use a light color fabric for the back. Simple quilting -- can use diagonal quilting one or both ways. Add a binding and it is done!

Please sew your own label on your Oncology Quilts - "Made and Donated by Colonial Quilters Guild 2013". You may also attach your own label to the Hospice and Wounded Soldiers quilts, using your name if desired. Thank you.

On the 19th we held our Community Service Sewing Day.....We had 25 members attend and we completed 101 Mastectomy Bags and Pillows!!! Our thanks to all who came and also thanks to those who donated fabric and stuffing! Thanks also to Susan Metz, Sharon Enstrom, and Grace Crowther who cut out the bags and pillows beforehand so they were ready to sew at 9a.m. sharp!

Great Job Ladies!!

Thanks -- **Rose Macaluso & Sally Viglione**

SUNSHINE AND SHADOWS



It is with great sorrow to let you know, our dear friend Pat Barnes passed away. She did great appliqué work. please remember her husband and family in your prayers We will miss her greatly. Her husband's address is:

540 Bauer Road
Bath, PA 18014

- Charmaine Weisenbacher





OCTOBER 8, 2013 MEETING MINUTES

The Meeting was called to order at 7 pm by President Lois Walters.

There were no additions or corrections to the September minutes.

Vice President—Cindy Fantasia—3 guests attended the meeting—Bonnie Uliana, Marie Fluck and Cuyler Augustino.
Rita Schmill was the door prize winner

Treasurer's report—Charlene Weiss--balance is \$15582.76

The Guild is once again offering the Fons and Porter Love of Quilting subscription for this year. The price is regularly \$20 with \$5 going to the Guild but in honor of our 30th anniversary, the rate is only \$15. Please see Charlene if interested.

This applies to a new subscription or a renewal.

Community service—Sally Viglione- Community Service Day on October 19th from 9-3 pm. Everything will be supplied to sew mastectomy bags and stuff pillows. Please bring a lunch and beverage. Also please include your name on all donations that are turned in for accurate recordkeeping.

Saturday Sewcials—Wendy Harwick—Saturday November 16

from 9- 3 pm a class called Spinning

Stars will be taught by Margo Billetz. Cost is \$5. You will need to prepurchase Easy Tri Rec Tools for the class 15 are already signed up There is room for 5 more people.

Bus Trips—there will be a Lancaster shopping trip on October 26. Cost is \$27; There are 5 seats available, see Boots

Sunshine and Shadows—Charmaine—Lorraine Kresge's mother passed away. Please call or email Charmaine if you have any news to share.

Quilt Show—Doris Woodring-Café —The Café will be selling turkey BBQ if you would like to donate a turkey, please call Doris.

Richele Voice—Raffle quilt—Raffle tickets are being handed out . Please make sure you receive your envelope of tickets to sell.

Block of the Month—17 blocks were handed in for October, winner was Barbara Smith

Drawings will be done ahead of time at each meeting and the winners can pick up their prizes after the meeting.

Door Prize—Rita Schmill

50/50—Charmaine Weisenbach **Fat Quarters**—Sue Jones, Carol Smith, Deb Shupe, Cathy Rupp

Newsletter—Board meeting will be held on Monday November 4 at 6:45pm at the church.

Program— November will be Linda Hahn "New York Beauty" and a Wednesday Workshop to follow. We still need a few more sign ups to hold the workshop. Please contact Darlene.

The meeting was followed by a wonderful presentation of " Modern Quilting" by Jeannette Kitlan of Endless Mountain Quiltworks in Tunkannock. She had a great slide presentation and many fabulous giveaways. Hope to see some modern quilts at Show and Tell!

Respectfully submitted,
Deb Shupe, Secretary



UPCOMING SHOWS AND EVENTS



November 22-24 Exhibition of Quilts, Lebanon Quilters Guild, Lebanon Expo Center, 80 Rocherty Road, Lebanon, PA www.lebanonquiltersguild.com

January 13- April 6 2014 Quilt Competition and Display, Peddler's Village, Routes 202 and 263, Lahaska, PA www.peddlersvillage.com

March 12-15 AQS Quilt Week, Lancaster County Convention Center, 3 E. Vine Street, Lancaster, PA 17603



PROGRAMS AND WORKSHOPS

November 12: Linda Hahn presents New York Beauty State of Mind. We'll enjoy an extensive trunk show of New York Beauty quilts from both of Linda's books. Linda shows just how versatile the New York Beauty block is. Linda will also discuss the publishing process - how one takes the concept to quilter as well as her author experience.

WE STILL HAVE A FEW SPOTS OPEN!

Linda's classes are fun and empowering. She is known for breaking down difficult projects into simple do-able steps. She brings her infectious passion for quilting into the classroom! Be ready to learn a bunch and laugh a lot! Call Darlene @ [610-442-3768](tel:610-442-3768) if you'd like to join us.

November 13: NY Beauty Workshop. Please arrive by 8:30am so we can start promptly at 9:00. Check your supply list and make sure you bring everything on it. Ironing boards will be provided. Bring along a lunch and a cold drink. Coffee, tea and something sweet will be provided.

December: Holiday Party starting at 6:30. The Program Committee will provide a light supper, and then we'll be entertained by a SURPRISE GUEST. You won't want to miss it! (Don't forget...we'll start at 6:30.)

- Darlene Repash and Richele Voice

New York Beauty Simplified


Machine class
Confident Beginner and Beyond

Most requested workshop of 2011 and 2012! Students learn Linda's ONE PIN technique for making New York Beauty blocks. With Linda's method, the blocks come out perfect the first attempt! Linda also discusses quilting designs, foundation papers and so much more! From Linda's new book New York Beauty Simplified (AQS 2011).

Students learn the technique and can choose one of the many setting options available or they can design their own.

New York Beauty Simplified is the Bronze Medal winner in the 2011 Independent Publisher Living Now Book Awards.

Kit fee: \$22.00 - Includes custom cut acrylic templates and pre-printed on paper which can be left in the quilt.



Linda J. Hahn



foundations





BABY BANK

A "baby bank" was started a few years ago to help provide small baby needs to the Nurse Family Partnership of the Visiting Nurse Assoc. at St. Luke's. NFP is a program that pairs a specially trained registered nurse with a first time, low income mom. The nurse will provide home visits throughout the pregnancy until the child is 2 years of age. The goal is to promote & teach positive health & attachment behaviors between the mother & her baby. Currently, 250 families are being served by NFP.

You can help " make a difference" by donating small items for the babies. Some ideas are wipes, diaper rash cream, diapers (any size), sippee cups, onesies ,baby socks etc. Also, a bank is available for monetary donations for me to shop. We collected \$14.00 in October. I always contact NFP to inform me of their needs at that time.

NFP is thinking Christmas. They are starting to gather small gifts for the babies as well as the moms. For some of them , this will be their only gift. Some small things suggested for the babies are: Board books, bath toys, teething rings, sassy or bright starts rattles. For the moms some items are: lip balm. make up bag, small change purse, hair accessories, make up bag. Also suggested hand or body lotion (perhaps you received as a gift but are allergic or not interested in that particular scent...) All contributions will be greatly appreciated. THANK YOU !!!!

For more info about NFP you can refer to: www.slhn.org
or ask Susie Metz ----- Look for the gift bag & bank at the sign-in table.
Thank you for all the help.....the staff is most appreciative.

...Susie Metz



LIBRARY NEWS



Thank you for your generous response to our 50/50 drawing. We have two more new books for our library. They are "Quilt Essentials" by Erin Harris and "Scraps Plus One" by Joan Ford. You'll have to borrow the book to learn what is "Plus One" Both have lovely color and lots of ideas for you to try.

- Margo Billetz

NOVEMBER BIRTHDAYS

11/6	Judy Royer	11/9	Joelene Weaver
11/19	Jane Merkel	11/19	Susan Truby
11/27	Lois Walters		




BLOCK OF THE MONTH




Congratulations to Barbara Smith who won the October Basket Blocks. She received 17 pink and white blocks. She can create a "modern" quilt. The November block will be "Birds in the Air". This block should be made in fall batik colors and the white muslin. Included in this newsletter are the directions for the December block, which should be made with a green Christmas print and the white muslin.

-Eugenia Emert and Kathy Kemmerer



DECEMBER BLOCK OF THE MONTH - ZIG ZAG

Zig Zag



Cutting Chart			FINISHED BLOCK SIZE		
			6"	9"	12"
Light	A:	8	2"	2 3/4"	3 1/2"
	B:	4	2"	2 3/4"	3 1/2"
Dark	C:	8	2"	2 3/4"	3 1/2"
	D:	4	2"	2 3/4"	3 1/2"

Follow 12" block Measurements – Can substitute 3 1/2 " squares for triangles (A and C) and 3 1/2 " x 6 1/2" rectangles for (B & D) to create the flying geese using the method given below

Light color (A & B) – White

Dark color (C & D) – Christmas print

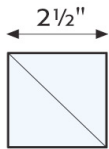
Flip, Flip, Finish: Flippy Corners Flying Geese Note: instructions will yield 3 " x 6" flying-geese units (finished).

A "flippy corner" is a casual way to sew half-square triangles onto squares or rectangles without actually handling a triangle shape—cheater triangles, so to speak. This technique can be applied to a number of commonly used units and blocks. A good example is the flying-geese unit.

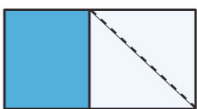
Traditionally, a flying-geese unit calls for one quarter-square triangle and two half-square triangles. If you prefer, however, you can make flying-geese units using your favorite method

To make finished-size 3 " x 6 " units, substitute a 3 1/2" x 6 1/2" rectangle for the quarter-square triangle and two 3 1/2" squares for the two half-square triangles. Make the unit as shown in the following steps.

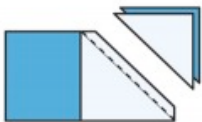
1. Draw a diagonal line on the back of each 3 1/2" square.



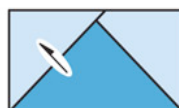
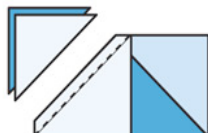
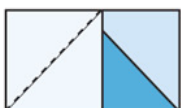
2. With right sides together, align one marked square with one edge of the 3 1/2" x 6 1/2" rectangle as shown. Stitch one thread width to the outside of the diagonal line.



3. Cut 1/4" beyond the stitching line as shown. Press the resulting triangle open and the seam allowance toward the triangle.



4. Repeat steps 2 and 3 on the other edge of the rectangle to complete the unit.



November Refreshments

The following members are asked to provide refreshments for the meeting. Cookies, veggies, cut up fruit.. .whatever you would like to bring. Please ask someone to take your place if you are unable to help this month. Please have snacks at the church by 6:30 PM.

Please help during the clean up of the refreshment area.

Elaine Kantor, Barbara Kelly, Kathy Kemmerer, Linda Kleppinger, Rosemarie Klim, Maryann Kostenbader, Laraine Kresge, Debra Kriebel, Gail Kromer, Betsy Lawrence

**Regular Guild meetings are held on the second Tuesday of the month at 7:00 pm
(September through June)**

**Holy Cross Evangelical Lutheran Church
2700 Jacksonville Rd., Bethlehem, PA 18017**



November Newsletter articles due by **November 22, 2013**
Contact Sue Reeps at 610-330-6789 or suereeps@gmail.com.



Colonial Quilters Guild
P O Box 3134
Bethlehem, PA 18017

