



Colonial Quilters Guild

www.colonialquilters.org

Webmaster: Ellen Inghrim 610-838-5622 quilterellen@hotmail.com

Newsletter: Sue Reeps 610-330-6789 suereeps@gmail.com

Hi Ladies,

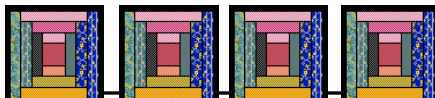
I hope everyone had a wonderful Thanksgiving. The program last month was great! I hope you all now have a plan on how to use up your scraps of fabric.

Very soon we will be decorating our homes, baking cookies, and of course shopping for that perfect gift. I have been busy making Christmas gifts for my family and friends. Also, I have been knitting hats and scarves for the homeless men that stay at our church Monday evenings during the winter. They come to have a hot meal, and a good breakfast before they go back out in the cold. Kathy Kemmerer also made 18 fleece blankets to keep them warm. (They stay at a different church each night).

Don't forget your pot luck covered dish for our December meeting. GOOD FOOD, GOOD TIMES, GOOD FUN!!!!!!!!!!!!!!

WISHING YOU A VERY MERRY CHRISTMAS AND A
HAPPY HEALTHY NEW YEAR!

Mary



Fat Quarter Lottery

December Theme -
Christmas Fabric

Bring in a fat quarter or two. You will have a chance to win a stack of fat quarters. Fat quarters are 18" x 22" fabric. Please only bring fat quarters that are the theme of the month.

- Ellie Lazar & Tedde Anderson

Event Calendar

Dec 3	Board Meeting
Dec 11	Monthly Meeting (Pot luck 6:30 start)
Jan 7	Board Meeting
Jan 8	Monthly Meeting (Fabric block bingo)
Feb 12	Monthly Meeting
Mar 12	Monthly Meeting
Apr 9	Monthly Meeting
Apr 10	Bonnie Hunter Workshop

President: Mary Henning

610-865-5499 mvquilter@ptd.net

Vice President: Cindy Fantasia

610-868-2803 clfantasia@gmail.com

Secretary: Kathy Boushell

610-258-6936 katbou109@aol.com

Treasurer: Charlene Weiss

610-697-1081 hezzie1@ptd.net

Programs:

Susie Metz

610-252-0910 smetz1226@rcn.com

Betsy Lawrence

610-954-9482 blaw55@live.com

Community Service

Rose Macaluso

610-419-6817 rpmac8368@rcn.com

Sally Viglione

610-759-0988 mimisal91@rcn.com

Bus Trips

Boots Horwath

610-867-4839

Block of the Month

Kathy Kemmerer

610-691-3917 kemm6@yahoo.com

Eugenia Emert

610-264-2018 emert4us@rcn.com

Hospitality

Dolores Bartek

610-882-9619

Library

Margo Billetz

610-791-1069

Fat Quarters

Ellie Lazar

610-867-1255

Tedde Anderson

610-838-8694 tedde@ptd.net

Saturday Sewcials

Wendy Harwick

610-866-7704 harwickfamily@hotmail.com

Lillian Behrens

610-814-2497 lbehrens3@verizon.net

Sunshine and Shadows

Eileen Gorzelic

610-791-3743 ekg0@lehigh.edu

Historian

Bev Repsher

610-759-7610 drep57@ptd.net



COMMUNITY SERVICE

Our guild is committed to community service and asks that each member supports that commitment in one of the following ways , annually:

- one children's oncology quilt (42" by 44" or 42" by 54") - donated to Lehigh Valley Hospital Muhlenberg
- two preemie quilts (18" by 25") - donated to Sacred Heart Hospital and St. Luke's Hospital
- two mastectomy pillows and bags - donated to Lehigh Valley Hospital Cedar Crest
- four teddy bears or cats - donated to St. Luke's Hospital Emergency Department
- one wounded soldier quilt (55" by 65" minimum donated to Quilts of Valor Foundation (<http://www.qov.org>)

Looking for a longarm quilter? Lois Walters, a member of Colonial Quilters, will provide the batting and quilt your Quilt of Valor on her longarm machine. Check the directory in the Member's Only section on our website.

- one Visiting Nurses Association (VNA) of St. Luke's Hospice quilt (63" x 93")
- two VNA of St. Luke's Hospice pillowcases
- one VNA of St. Luke's Hospice nightgown
- NICU covers for incubators (48" x 55" finished size)

NICU covers are easy to make -- one children's panel with a contrasting border to create the right size, or you can use 1-1/4 yard of a children's print and add borders to create the needed size. Please use a light color fabric for the back. Simple quilting -- can use diagonal quilting one or both ways. Add a binding and it is done!



From now on, please sew your own label on your Oncology Quilts - "Made and Donated by Colonial Quilters Guild 2012". You may also attach your own label to the Hospice and Wounded Soldiers quilts, using your name if desired. Thank you.

- Rose Macaluso & Sally Viglione

BABY BANK

The Visiting Nurse Assoc. of St. Luke's is the driving force of the "MOM & BABY" program. This program is designed to help single, low income, first time moms. Not only do they help with teaching how to care for the baby, but life skills are also presented. Sometimes the moms have jobs, but it isn't always enough. The "Baby Bank" was started to collect small items for us to contribute. (wipes, ointment, cups, diapers etc.) Also, I have a bank available for monetary contributions for me to do the shopping. I always check with the nurses to see what might be on the wish list for that month. \$52.00 was collected at the November meeting. The request this month is for fleece sleep sacks, nursing pads & cream. Those new babies need to stay warm this winter.... some of the places where they live are drafty & chilly. Thanks to all those who share their blessings with these babies.....may everyone have a most blessed and happy holiday season !!!!!



Look for the bank & gift bag at the sign in table !!!!!

- Susie Metz



PROGRAMS AND WORKSHOPS

DECEMBER PROGRAM---Pot Luck Dinner. Please bring a sampling of an appetizer , main dish , or dessert for all to share. We will start serving at **6 :30 P.M.**----so plan to have your goodies there by that time. If you plan to arrive later, you might want to consider a dessert for your treat !!! A short program will be presented by the committee , but most of all we hope you will take time this meeting to enjoy each other !!!!

Please remember to bring a **canned good or non-perishable item to the December meeting.** A box will be available by the sign-in table. Pay forward your blessings to those who are in need. Thank you so much !!!

JANUARY PROGRAM-- Fabric Block Bingo. We will play Bingo using blocks constructed by you. Assemble your block according to directions printed in newsletter. After completing the block place in a zip-lock bag to protect the edges from fraying. After a night of fun & prizes the blocks will be collected to be sewn later for Muhlenburg oncology or Angel 34.

- Susie Metz & Betsy Lawrence



FABRIC BINGO BLOCK INSTRUCTIONS FOR JANUARY PROGRAM



BINGO GAME CARD INSTRUCTIONS

Materials for 1 (101/2") card:

SIZE Cut 25 2 1/2" Squares

COLORS

B row = RED
I row = BLUE
N row =PURPLE (pink)
G row = GREEN
O row = YELLOW (orange)
* Center Square = Black

**FABRIC CHOICES**

Batik - Floral - Geometric - Heart - Leaf - Metallic - Holiday -
Novelty - Paisley - Plaid - Solid - Star - Stripe - 1930's Print -
DOTS

Assemble the game block following the above color arrangement.
Place the block in a ziplock bag. You're ready to play bingo!

Questions Email ruth1904@ptd.net or call (610) 432-5022.



SATURDAY SEWCIAL & OPEN SEW

May 4th is the tentative date for a Hunter Star workshop led by Lois Walters.

- Wendy Harwick & Lillian Behrens

UPCOMING SHOWS AND EVENTS



March 13-16

AQS Quilt Show Lancaster - Lancaster County Convention Center in downtown Lancaster; 3 East Vine Street.
www.aqsshows.com/AQSLancaster

March 13-16

23rd Annual Lancaster Quilt Show; 9-6 (Sat 9-4) at the Continental Inn; 2285 Lincoln Hwy. (Route 30), Free admission.
www.lancasterquiltshow.webs.com

April 5-6

"A Showcase of Quilts XV" by Homemaker's Country Quilters, 10-4 pm, Montgomery County 4H Center, Creamery, PA; 1015 Bridge St. Collegeville, PA

May 3-4

"For the Love of Quilting VII" by Penn Oaks Quilters, Griffith Hall at Ludwig's Corner Firehouse, 1325 Pottstown Pike, Glenmore PA 10-6pm (4pm Sat) www.pennoaksquilters.org

May 31 - June 2

"fabulous at 40" 40th Annual Quilters Unlimited Show, Dulles Expo Center, Chantilly VA www.quiltersunlimited.org

SUNSHINE & SHADOWS

A get well card was sent to Sharon Enstrom who is recovering from back surgery. Please remember her in your thoughts as she recovers at home.

- Eileen Gorzelik



LIBRARY NEWS



The library will NOT be open at the December meeting. Books can be returned in January. Thank you!

- Margo Billetz



November 13, 2012 Meeting Minutes

After a colorful program on Stratavarious Quilts, the meeting was called to order by President Mary Henning.

On a motion made by Sherri Seip and seconded by Pat Barnes, the minutes of the October meeting were approved as they appeared in the newsletter.

Treasurer, Charlene Weiss, reported that the ending balance in the treasury was 21,717.80 which includes a deposit of \$7,824.60 profit for the last quilt show. A motion was made by Sally Viglione and seconded by Kathy Miller to approve the treasurer's report.

Vice President - Cindy Fantasia - There were 81 members present. Laurel Eime won the door prize.

Program - Susie Metz and Betsy Lawrence - the Dec. meeting will be a potluck. Members are asked to bring canned good to help replenish the food bank. They also reviewed the upcoming meetings for the next year. It was announced

that the Bonnie Hunter workshop in April was full.

Community Service - Rose Macaluso and Sally Viglione showed samples of the stuffed cats. Everything was delivered that has been handed in. January 26 will be a community service Sew Day.

Saturday Sew-cial - Wendy Harwick- May 4th is the tentative date for a Hunter Star workshop led by Lois Walters.

Hospitality - Delores Bartek reminded members to bring refreshments when their name is listed in the newsletter.

Sunshine and Shadows - Sharon Enstrom has had back surgery.

Library - Margo Billetz - \$52.50 was taken in and Judy Royer won \$26.25.

Fat Quarter Lottery - Tedde Anderson - Winners were Theresa Yankowy - 2, Barbara Smith, Deb Kreibel - 2, and Cathy Mouer. Next month will be Christmas fabrics.


BOM - Kathy Kemmerer and Eugenia Emert - Sherry Seip won 15 blocks with one owed.

New business - Mary announced that two irons, ironing board covers and 2 more big boards will be purchased.

A thank you note was read from Jim and Karen and family thanking the guild for the monetary gift and the quilt they received after their house fire. The quilt was donated by Anna Mae Temos.

The meeting was then adjourned. Show and Tell followed.

Respectfully submitted,
Kathy Boushell,
Secretary





DECEMBER BIRTHDAYS

12/5	Tracy Sturmack	12/23	Judy Thompson
12/9	Boots Horwath	12/24	Sue Jones
12/10	Nanci Blankowitsch	12/25	Lillian Behrens
12/10	Cindy Fantasia	12/26	Susie Metz
12/18	Michele Glynn	12/28	Connie Schick
12/20	Carol Hartway	12/28	Margo Billetz
12/21	Gail Kromer	12/30	Marcella Smullen
12/23	Charmaine Weisenbacher	12/31	Linda Kleppinger



BLOCK OF THE MONTH

Card Trick was the Block of the Month for November. Sixteen women made up a creative display of orange, green, gold and brown blocks. Sheri Seip was the lucky winner for the month.

December's block is Autumn Star. The correct revised directions include

1 6 1/2" x 6 1/2" Red Print

1 4" x 4" Fussy cut Christmas Design for center


Sorry for the error.



Block of the Month Challenge Construct a 14" block from 1-1/2", 2" or 2-1/2" strips of random fabrics. For each block you create and submit by the March meeting, you will be given one chance to win a quilt in April when Bonnie Hunter will be presenting. Let's show Bonnie that we know where www.quiltville.com is located and like what we can learn from her. The quilt will be constructed and quilted by your Block of the Month Coordinators, Kathy Kemmerer and Eugenia Emert. Questions? Contact us at kemm6@yahoo.com or emert4us@rcn.com or 610-691-3917 or 610-264-2018

We have 15 Challenge blocks. Practice your "strata" piecing and keep those blocks coming in.

- Kathy Kemmerer & Eugenia Emert



CONTRARY WIFE

January Block of the month

For this block we will use the bleached muslin, dark blue pattern and a light blue pattern. This block is easy to complete over the Christmas season.

Cut 5 – 4 1/2" squares from a light blue pattern fabric

Cut 2 – 4 7/8" squares from the bleached muslin and dark blue pattern

Directions:

1. Place the 4 7/8" x 4 7/8" dark blue and bleached Muslin squares together and draw a line diagonally from corner to corner on the Bleached Muslin square. Sew a scant quarter inch seam on each side of the line and cut on the line. Press each unit toward the dark triangle (or open if you prefer). Trim each unit to 4 1/2" x 4 1/2". The seam should run from corner to opposite corner. You will have four of these units for the block.
2. Assemble the block according to the diagram.
3. The block measures 12 1/2 inches.





December Refreshments



**The December meeting is a Pot Luck.
Please see details on Page 3 of the newsletter.**

**Regular Guild meetings are held on the second Tuesday of the month at 7:00 pm
Holy Cross Evangelical Lutheran Church
2700 Jacksonville Rd., Bethlehem, PA 18017**

January Board Meeting - Monday January 7, Holy Cross Church, 6:45PM

<p>December Newsletter articles due by December 20, 2012 Contact Sue Reeps at 610-330-6789 or suereeps@gmail.com.</p>
--



Colonial Quilters Guild
P O Box 3134
Bethlehem, PA 18017

