



# Colonial Quilters Guild February 2010

## February Refreshments:

*The following members are asked to provide snacks/appetizers/desserts at the February Guild meeting. Please have your items at the church by **6:15 PM**. If you are unable to provide refreshment, please ask someone else. You are also asked to help clean up the refreshment area.*

March Newsletter articles due on **March 25, 2010**  
Contact Cuyler Augustino at 610-866-9927 or  
ruffdogs1@gmail.com.

***Marjory Fray Dorothy Freeman Jane Frounfelker Edie Gaughan Felecia Geiter  
Betsy Golden Eileen Gorzelic Mary Lou Green***

\*\*\*\*\*

*February Board Meeting – Feb. 2 ,6:45 PM at Wegman’s, Rte. 512, Bethlehem–  
Café Level*

**Regular Guild meetings are held on the second Tuesday of the month at-**

**Holy Cross Evangelical Lutheran Church**

**2700 Jacksonville Rd., Bethlehem, PA 18017**



Bethlehem, PA 18017

PO Box 3134

Colonial Quilters Guild



# Colonial Quilters Guild February 2010

www.colonialquilters.org

**President** Jane Merkel  
610 797-7935  
sjanemerkel@rcn.com

**Vice President** Rita Schmell  
610 691-1611  
sewrita@rcn.com

**Secretary** Judy Royer  
610 691-5147  
judyroyer@yahoo.com

**Treasurer** Rose Macaluso  
610 419-6817  
rpmac8368@rcn.com

**Block of the Month**  
**Jean Henning/Mary Henning**  
610 865-4114  
jean727@ptd.net

**Bus Trips** Boots Horwath  
610-867-4839

**Community Service**  
**Mary Lou Green**  
610 530-9124  
mljgreen@msn.com

**Program** Susie Metz  
610 252-0910  
smetz1226@rcn.com

**Betsy Lawrence**  
610 954 -9482  
betsyann@entermail.net

**Historian**

**Hospitality** Dolores Bartek  
610-882-9619

**Library** Rose Klim  
610 746-6520  
rmklim63@yahoo.com

**Fat Quarter** Ellie Lazar  
610-867-1255

**Saturday Sewcials**  
**Sally Viglione** 610 759-0988  
mimisal91@verizon.net

**Sunshine and Shadows**  
**Eileen Gorzelic** 610 791-3743  
ekg0@lehigh.edu

**Webmaster** Ellen Inghrim  
610 838-5622  
einghrim@aol.com

Hi Quilters,

I spent last weekend at a quilt retreat and really got a jump start on several projects I am trying to have ready for our "Timeless Treasures" Quilt Show in June. I prepared fabrics before I went so that I could devote the majority of my time to piecing. I am happy to report that much was accomplished! If you have the opportunity to participate in a retreat, it is a great experience. There is a camaraderie that exists among quilters that is so special. I felt it at the retreat and I also feel it at our guild meetings. Enthusiasm and inspiration are major ingredients of both events!

I am continuing my preparation for the quilt show by going through my quilt books. That has been a walk down memory lane. But I am finally learning not to hold on to everything. There is a large stack (to be tied together) for the Book Nook. My next adventure will be to browse and reduce my stacks of quilting magazines. I also want to sew a few items for the boutique!

I hope you too are taking advantage of the indoor days and are planning how you can contribute to the quilt show. If you need a boost to get you going, invite a friend over or call a guild member and exchange idea.

It's February, put your Heart into your quilting, Jane

## February Birthdays

1 - Cathy Harding 1 - Kathleen Lopez 10 - Nancy Snow  
12 - Kathy Ehrhardt 16 - Meg Ferry 21 - Eleanor Latorraca  
21 - Barbara Snyder 22 - Bev Repsher 23 - Mary Henning  
24 - Carol Smith 26 - Donna Meneeley 28 - Anne Capuano

Barbara Smith 2216 Evening Sun Rd. Nazareth, PA 18064  
610 365 8158

Rose Klim - rmklim63@yahoo.com

Mary Ellen Martin - Briarwood Drive

Bev Repsher - drep57@ptd.net

Sharon Enstrom - sharonenstrom@rcn.com.

**Info Changes**

Sunshine and Shadows

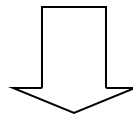
Flowers were sent to Audrey Dorozowski upon the loss of her beloved husband, John.  
A get well card was sent to Shirley DeVries who recently returned home from the hospital.  
Happy Quilting! Eileen



**Community Service:** Total donations are the following: bears—69, preemie quilts—32, pediatric oncology quilts—20, mastectomy pillows and bags—12, wounded soldier quilts—4. Here is a reminder of the community service choices: one children's oncology quilt (no smaller than 42" x 44" and no larger than 42" x 54"), two preemie quilts (NO SMALLER THAN 18" x 25"), 2 mastectomy pillows with bags (see pattern, available near community service collection bin), four teddy bears (see pattern available near community service bin), one hospice quilt (63" x 93"), two pillowcases, or one nightgown. More information on the pillowcases and nightgowns should be available in February.

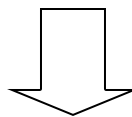
Will the person who handed in 4 preemie quilts made with a printed patchwork top and solid blue flannel backing please contact Mary Lou Green; I cannot find a name with them.

**Teddy bear construction suggestion:**




1. Lay freezer paper over the teddy bear pattern.
2. Trace the dotted sewing line (not the heavy outline of the bear) on to the freezer paper.
3. Cut out the freezer paper bear shape, cutting on this line that was traced.
4. Fold fabric, right sides together, and position the freezer paper bear shape onto the fabric.
5. Iron freezer paper bear pattern to the wrong side of the fabric. Now there are 2 layers of fabric, right sides together, and the freezer paper bear pattern ironed on top of these layers.
6. Sew the outline of the bear, sewing just next to the bear pattern, beginning and ending along one inner leg seam, leaving about a 2 or 3 inch opening for stuffing the bear. When doing this sewing, rather than doing sharp pivoting in the corners, sew gentle turns so you have curves instead of sharp corners.
7. Gently remove the freezer bear pattern and carefully set aside to use again.
8. Leaving about a 1/4 to 3/8 inch seam, cut out around the bear, which is now outlined with machine sewing.
9. Clip curves and turn bear right side out.
10. Stuff bear to be cuddly and sew up the opening that was left on one of the legs.

**SOLDIER QUILT**



Looking for a longarm quilter? Go to [www.govF.ORG](http://www.govF.ORG)



Fill out the request form for a longarm quilter. The longarm coordinator is June Moore, Royal City WA

June will be the person who contacts you and she assigns the longarm quilter. Just follow the directions—it's easy.

These items for St. Luke's Hospice are now a part of Community Service. Therefore, please give any completed items to Mary Lou Green with your name attached so you receive your community service credit. She will forward the completed projects to me. I will then hand-deliver them to my contact at St. Luke's. If you have any questions, please call Deb Kriebel at 610 261-2757 or e-mail me at mickey-coco@aol.com.

Hospice House of St. Luke's can use your help again. It has been three years since the Hospice opened and you have generously donated many quilts over these three years. Unfortunately, because of heavy usage, they can use more quilts. The size preferred is 63" wide by 93" long. They ask that the width be no more than 63" to avoid problems dealing with the beds. They can also use more pillowcases and more nightgowns. I have used the following instructions but you can make any variations:

**Pillowcases:**

1. Cut body of pillowcase 26" x 40" & border 10" x 40".
2. Fold border in half lengthwise with wrong sides together & press.
3. Sew border to right side of pillowcase with 1/2" seam allowance.
4. With right sides together, sew pillowcase~down side & across bottom.
5. Turn right sides out & press. Please note: bright colors are preferred!!!

**Nightgowns:**

1. Any variety of sizes are welcomed.
2. Cut down the middle of the back of the gown.
3. Prepare (2) 1/4" tie strings for top of gown~20" long
4. Use single binding or heavyweight muslin to sew a strip from top to bottom of gown~leave 1/4" at both ends & make sure to sew tie string into binding at top of gown.
5. Fold over binding to inside of gown & topstitch edge.
6. Fold in top & bottom edge of binding before sewing other side of binding from top to bottom of gown.
7. Repeat on other side of gown.
8. Sew any size pocket on front of gown....preferably a quilt-type square.

**August through September 11, 2010** West Chester, Pennsylvania

*Layers: Unfolding the Stories of Chester County Quilts* is a three-part rotation of 140 quilts documented in the county's quilt documentation project. The first rotation was scheduled for February 27 through August 1, 2009. The second from August 25th through February 6, 2010 and the last from February 26th through September 11, 2010. [www.cchs-pa.org/upcoming.php](http://www.cchs-pa.org/upcoming.php) For more information

**March 4-7** The quilt Fest of New Jersey VI – 10AM-6PM Thursday– Saturday

10AM-5PM Sunday – Garden State Exhibit Center, Somerset, NY Just off Exit 10 of I-287 [www.quiltfest.com](http://www.quiltfest.com)

**Mar, 4,5,6,-** 2010 Quilt Preview. Thurs.-Fri. 9 – 8 PM, Sat. 9 – 4 PM

View about 100 of the quilts to be sold at the PA Relief sale. Proceeds benefit Mennonite Central Community.

Material Resources Center, 517 W. Trout Run Rd., Ephrata, PA 17522

717-733-2847

March 22-27<sup>th</sup> Lancaster County's Historic Poole Forge presents "QUILTS IN THE MANSION II" 10-5PM \$5 admission [www.historicpooleforge.org](http://www.historicpooleforge.org)

**Mar 24-27, 2010** AQS Quilt Show – Lancaster County Convention Center

[www.americanquilter.com/shows\\_contests/](http://www.americanquilter.com/shows_contests/)

**PLAN YOU 2010 YOUR VACATION:**

**April 21-24** AQS QUILT SHOW Paducah, KY Paducah Expo Center [www.AmericanQuilter.com](http://www.AmericanQuilter.com)

**June 17-19** 41<sup>st</sup> ANNUAL QUILT SHOW Greater Columbus Convention Center, Columbus, Ohio  
[www.nqaquilts.org/2010show](http://www.nqaquilts.org/2010show)


**June 18-30** QUILTING BY THE LAKE 30<sup>th</sup> Annual Quilting Conference Onondaga Community College Syracuse, NY [www.quiltingbythelake.com](http://www.quiltingbythelake.com)

**June 25-27** VERMONT QUILT FESTIVAL, Essex Junction, VT [www.vqf.org](http://www.vqf.org)

**Aug. 5-12** GREAT SMOKY MOUNTAINS Travel with Mary Stori, Judy Simmons & Linda Cantrell

Asheville Quilt Show & more [www.TravelingTogether.net](http://www.TravelingTogether.net)

**Bus Trip:** We will have a bus trip going to the first AQS Quilt Show in Lancaster on March 27. It will be held at the Lancaster County Convention Center. Cost is \$25 and we will leave at 8:30 AM-Show tickets not included in the price. I will take names with payment at the February meeting, or call Boots Horwath at 610-867-4839.



## Colonial Quilters Guild February 2010 - Minutes

Guild Meeting January 12, 2010 Happy New Year Everyone!

The meeting was called to order by President Jane Merkel at 7:pm. She introduced Doug Sheriff from Angel 34, who presented a slide show and explained what Angel 34 was all about. This was VERY informative. She then asked for approval of the minutes as they appeared in the newsletter. There was 1 correction to a number, after which the minutes were approved.

**Treasurer**- Rose Macaluso: The starting balance for December was \$9024.06. Incoming funds \$191.00. Outgoing funds \$522.10. The ending balance was \$8997.79.

**Vice-President**- Rita Schmill: There were 69 members in attendance. The winner of the door prize was Mary Lou Green.

**Program Committee**- Suzie Metz and Betsy Lawrence: They presented the program for next month. We need to bring a needle big enough for embroidery floss, pins, and a scissors. We will be making a folk art flag. Charm squares will be done next month. They showed a project done with charm squares. They also said there were 3 free passes for community service in the bingo prizes.

**Community Service**- Mary Lou Green: Again explained how to make teddy bears. Also announced that Lois Walters will quilt wounded soldiers quilts, and will also supply the batting. She will NOT bind the quilts. Jane Merkel also announced that nightgowns, pillowcases, and quilts made for hospice were now officially accepted as community service.

**Bus Trips**- Boots Horwath: There will be a bus trip to the Lancaster quilt show on March 27, 2010. The cost is \$25.00, and does NOT include the admission price. She is accepting payment and reservations now.

**Quilt Raffle 2010**- The quilting is finished, and it has been returned for binding.

**Library**- Sheri Seip and Meg Ferry were filling in. Sally Viglione won \$20.00 in the 50-50 drawing.

**Fat Quarters**- Ellie Lazar: The winners of fat quarters were Betsy Lawrence, Eileen Gregor, Wendy Harwick, Barbara Franks, Kathy Lopez, and Jane Merkel. Next month will be red for Valentine's day.

**Block of the Month**- Mary and Jeanne Henning: They showed next month's block, which is called the rosebud. They also showed a table runner made with the block. They will put the remaining blocks in the newsletter so anyone wanting to finish a quilt for the quilt show can do so. The winner of this month's blocks was Sheri Seip. There were 16 blocks.

**Old business**- The nominating committee for Treasurer and Vice-President are Jane Wismer, Rose Macaluso, and Rita Schmill, chosen by the President.

**Sunshine and Shadows**- E-mails will be sent notifying us of any Sunshine and Shadows. Shirley Devries is in Moravian Village. Cards and letters should be sent to her home.

**New Business**- Jane asked for anyone interested in going to see The Quilters at DeSales Collage to please contact her. The difference between an Ohio Star and a Variable Star was again questioned.

Jane adjourned the business meeting and that was followed by a show and tell. We then had Quilt Block Bingo and everyone loved it!

Colonial Quilters Guild February 2010 Quilt Show

**2010 "Timeless Treasures" Quilt Show**

Saturday, June 5, 2010 - 10:00am to 5:00pm

Sunday, June 6, 2010 - 10:00am to 4:00pm

Charles Chrin Community Center, Palmer, PA

Ladies, start your sewing machines! The Quilt Show is **FOUR** months away! Get your quilts ready for the 2010 "Timeless Treasures" Quilt Show! Consider selling a quilt - a great way to earn some money to supplement those stashes.

*\*Reminder:* all quilts and other items to be displayed must be registered by the April Meeting!

Tickets will be pre-sold this year. Watch for tickets sales starting at the March Guild Meeting. "Save-the-Date" cards to give to your friends and family will be available at the February meeting.

**Angel 34** - Doug Sheriff presentation was very moving. What a great service he provides for children battling cancer! Help us support Angel 34 by making this year's quilt show a success!

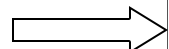
*Angel Tree:* Thank you to those Guild members who have already donated angel ornaments. They are beautiful! We are asking each Guild member to donate one or more "angel" ornaments for display and sale at the show. The ornaments will be displayed on a Christmas tree and will be offered for sale for a minimum donation of \$5.00 with all proceeds going to Angel 34. Please bring your angel ornaments to the next guild meeting where they will be collected by Nancy Frantz or Diane Smith.

**Book Nook:** Deposit your books in the blue/gray crate with a sign "BOOK NOOK" on the handle. It will be located inside the door by the sign-in table. If you have "many bundles" call me before the meeting and we can arrange to meet early in the church parking lot - 610 759-0523 - thanks - Betty Pritko

**Boutique** - While the snow is falling and the cold weather is keeping you in, why not search your sewing room for odd blocks and quilting tools to donate to the boutique (100% of the profit going to the guild). Continue working on other projects for the BOUTIQUE (10 % going to the guild and 90% going to you). Any type of handwork will be accepted. Keep in mind, sports related items are very popular.

If you have further questions, please contact Ruth O'Connell (610) 432-5022 or [ruth1904@ptd.net](mailto:ruth1904@ptd.net).

**Displays & Accent Pieces:** We are looking for some display pieces to enhance the appearance of the quilt show. If you have something you would be willing to have on display at the show, please contact Lillian Behrens at [lbehrens3@verizon.net](mailto:lbehrens3@verizon.net) or 610-814-2497. A few suggestions would be: small tables, sewing related items, cradles, wooden ironing boards, etc. and any other items that you think would add to the shows appearance. Thanks in advance for your participation.



**Show Demonstrations** - Please consider doing a half hour demonstration at the show. They will start at 10:30 and the last one will be at 3:00. Suggestions but not limited to the following: hand appliqué; machine appliqué (satin stitch, blind hem stitch, and/or button hole stitch); several ways to do bias squares (quick quarter marker, triangles on a roll, Thangles); several ways to make flying geese units; any favorite tool; lump less seam binding; mitered corners for borders; scalloping the edge of a quilt using the scalloped edge tool or other method; correct way to put on continuous seam binding with a mitered corner; making French seam binding; how to make chenille; and any other quilting technique you would like to demonstrate. A sign up chart for all volunteers will be available at a future meeting. If you have any questions on demonstrations, please contact Sharon Rehrig at [timelystitches@rcn.com](mailto:timelystitches@rcn.com) or 610-759-3385.

**Judging:** Please consider having your special quilt judged. The judge will be Sandra L. Dorr-becker who addressed our guild in October. It is a pat on the back to find out what you do well. Quilts need to be registered - just check the "Judge" box at the top of the registration form if you want to have your quilt judged. Make sure you include \$5 for the judging fee. If you have any question, contact Jane Merkel (610 797-7935) or Rita Schmell (610 691-1611)

**Appraisals at the Quilt Show:** Dawn Heefner will be appraising at our quilt show this year. She is an AQS certified appraiser with 8 years experience. Written appraisal fees will be \$40 for your first quilt, and \$30 for each additional quilt. Verbal appraisals are \$25 each. Our guild will receive \$5 for each quilt which is appraised. Arrangements can be made to have a quilt which is hanging in the show appraised; a good idea, particularly if you ever insure your quilt for mailing. Betsy Golden will be scheduling appointments beginning in April. Please contact her with any questions you may have: email: [golden.bc@verizon.net](mailto:golden.bc@verizon.net); phone: 610-997-3810

**Quilt Show Speaker-** Saturday June 5, at 1p.m.

We are happy to be able to have Dawn Heefner, our appraiser, speak at this year's quilt show. Her topic will be "QSI- Quilt Scene Investigation". If you've wondered what clues a quilt detective looks for, and how a quilt tells us information about it's life and it's maker, you may be both fascinated and surprised by what you will learn. Dawn will also discuss which resources are reliable sources of information in researching old quilts. An added bonus will be the opportunity to watch the Emmaus Quilt Study Group meet and explore some of it's treasures. This presentation is sponsored by the Emmaus Quilt Study Group and will be free.

**Registration:** You can register your quilts now. ***ALL registrations must be submitted by the April meeting so we can give you your tags at the May meeting*** for your quilts and other items to be displayed. (This is being done in an effort to save last minute confusion, to make sure you all have your tags in good time, to have a good idea of the type and size of quilts that need to be hung, to plan out hanging and get a final count on poles.) See Suzanne Boyer or Jane Frounfelker for details and forms. The forms are also available on our website. Any quilt that needs to be returned to the owner must be registered, including items for Saturday Sewcials and antique quilts. Any questions, contact Suzanne Boyer 610 759-7779 or Jane Frounfelker 610 867-3963. Thank you for your help and cooperation!

**Tricky Tray:** We need lots of prizes for Tricky Trays. Handmade items, gift baskets, gifts for children, for knitters, for gardeners, and for scrapbooking are just a few examples. Any item you think would be cool to win would be great. We will be accepting your donations beginning in January. Any questions, call Wendy Harwick 610 866-7704, Barbara Smith 610 759-3569, Carol Smith 610 759-4006



## Colonial Quilters Guild February 2010 Programs

### FEBRUARY PROGRAM

Everyone who attends the meeting will receive a kit to work on a "Folk Art Flag". This project is easy & fun to do & you will have the opportunity to sit, sew and chat during this program. You will need to bring :

1. sewing needle for 3 strands of embroidery floss (also it will need to go thru several layers)
2. small scissors
3. some straight pins to hold fabric in place

Come & enjoy a relaxed, fun evening !!!!!

### MARCH PROGRAM

JUDITH VADNEY who resides in Canadensis, Pa. will present a lecture & trunk show on Redwork...Yesterday & Today.

---

### CHARM SQUARE EXCHANGE (February meeting)

Bring 25"~5" squares~all different fabrics. Place in a marked brown "lunch" bag (we will have some if you don't have any at home) We have included free patterns in the bags for those who participate.....2 completed projects were already shown at our last Show & Tell (way to go, Sherri & Betsy !!!) Bring the bags to the refreshment area when you arrive & during the break, you can choose your "stash".....by the way, you can bring more than one bag !!!!!

---

### VNA OF ST. LUKE'S

BABY BANK~Last month's collection was AWESOME !!!!! We collected \$ 86.00 and several baby needs items. I will be going shopping after this month's meeting. If you want to purchase your own goods, some ideas are: baby wipes, diaper rash cream, sippee cups, baby spoons and always diapers & Nestle Good Start formula. Anything for the babies is in great demand. Have a heart this Valentine's month & think of the babies.....( 2 candy bars = 1 box wipes !!!) Thanks, for all your most generous contributions !!!!! Susie

### Fat Quarter Lottery 2010

Bring a pre-washed 100% cotton fat quarter (or several) to the guild meeting and get a chance to win a pile of fat quarters!

**February - red/white/hearts**

**March - greens**

Ellie Lazar 610-867-1255

**Apricot Squares Recipe from Reatsy**

3 ½ cups unsifted flour      ½ cup milk (room temp)      ½ lb. butter      1 tsp. baking soda  
2 egg yolks (save whites for later)      1 tsp vanilla      1 yeast cake      1 whole egg  
2 containers apricot butter      1 cup crushed walnuts

Take the apricot butter out of the refrigerator about 1 hour before you start, it will be easier to spread. I get my apricot butter at Valley Farms. You can also use apricot preserves instead of apricot butter.

Take the yeast cake (I use Fleischmann's dry yeast) and put in the milk - mix it with a spoon- set aside- mix flour, baking soda and pastry with a pastry blender (or a fork); add the milk mixture, egg yolks, 1 whole egg and vanilla to flour mixture. Work the dough with your hands until well mixed - divide the dough into 3 parts- roll the first part (it is almost like pie dough and rolls very easily) and put on an ungreased jelly roll pan-spread the some apricot filling and 1/3 cup of walnuts on top of dough-repeat this with the other 2 parts and on the top layer spread the apricot filling and walnuts. Top with the beaten egg whites. Refrigerate overnight and bake the next day at 350° for about 40 minutes.

If you have any questions please call Reatsy Fink.

Nascar begins it's 2010 schedule on Valentine's Day with the Daytona 500 race. If you want to make quilts or pillowcases for children at Jeff Gordon Children's Hospital or the Victory Junction Gang, please use the following addresses:

Victory Junction	Jeff Gordon Children's Hospital
c/o Sewing Program	Carolinas Medical Center- NorthEast
4500 Adam's Way	Attn: Lisa Yates/Child Life Services
Randleman, NC 27317	920 Church Street N.
	Concord, NC 28025

**Creative Kindness**

For more information, Goggle "Victory Junction Gang or Jeff Gordon Children's Hospital. Any questions, call Deb Kriebel at 610 261-2757 or e-mail me at mickeycoco@aol.com

**BLOCK OF THE MONTH** - As January fades away, it's hard to believe we are only in the first month of Winter!--But in about two months--Spring! Just the thought of it should energize us to start working with colorful fabrics to create our own spring masterpieces. Unlike the blooms that fade--our creations will last.

We are sure last month's BOM winner, Sheri Seip, has ideas for her Flying Dutchman blocks.

The block for the March meeting is called Flutter Wheel and is done in greens. It's a simple block but has a nice contrast when finished. We appreciate your great participation and hope you are creating a folder to keep track of the BOM's for future projects.

Your **BLOCK HEADS** Mary and Jean

