








The Maldives National University
Tender No: MNU-CA-PAMD/2022/106



Medical Lab ware

No	Item	Minimum requirement/specification	Training/Installation	Maintenance	Required quantity	Picture
1	Reusable Silicon Suture pad	Suture Practice Kit, Reusable Silicon Suture Pad for Suture Training, 3 Different Suturing Pads - Including 12 pcs Suturing Threads	Not required	Not required	05	
2	Head Immobilizer	<p>Medical device intended for head immobilization during lifting and transporting patients</p> <p>Should have</p> <ul style="list-style-type: none"> -High- density polyethylene construction -Combined with disposable pads and straps, -reliable handle- locking mechanism with a quick release lock enables providers to lock patients securely into place 	Not required	Not required	01	


3	Scoop Stretcher	<p>A device used to carry a person who must lie flat and can't move on their own.</p> <p>Should have:</p> <p>Lifting handles (2 at the head end, 2 by the feet)</p> <ul style="list-style-type: none"> ● Side handles (8, 4 on each side): each handle has a pin inside for attaching the restraint hook. ● Small side holes (2) for fastening the "H"-shaped Velcro band for the 365-E head immobilizer ● Twin Safety Lock (TSL) coupling systems (2). Each TSL is fitted with buttons to open the stretcher. ● Side locking handles (2) for adjusting the length of the stretcher ● Pin for attaching the restraint hooks (8) 	Not required	Not required	01	
---	----------------------------	---	--------------	--------------	-----------	---



4	Fracture splint Set	<p>Fracture Splint Set is the basic splint set used for any emergency.</p> <p>Should have, Splints for neck, arms and leg</p> <p>Adult size</p>	Not required	Not required	03	
5	Collar neck application	<p>A neck collar, also known as a neck brace or cervical collar, is an instrument used to support the neck and spine and limit head movement after an injury.</p> <p>Its purpose is to prevent you from moving your head and neck until the injury is healed.</p>	Not required	Not required	03	


6	Ophthalmoscope and pocket Oscope set	<p>Pocket Oscope Features:</p> <ul style="list-style-type: none"> • Fiber optics for cool, obstruction free light transmission • Wide angle, removable viewing lens permits instrumentation • Sealed system with included insufflator fitting for pneumatic otoscopy • Disposable polypropylene ear specula in 2.5mm and 4.0mm sizes • Includes insufflator fitting and tube of 5 each 2.5mm and 4.00mm specula 	Not required	Not required	02	
7	Standard Laryngoscope Set	<p>A conventional laryngoscope is the viewing instrument most commonly used for tracheal intubations.</p> <p>The handle contains batteries, a light source, and a set of interchangeable blades that are either curved or straight in design.</p>	Not required	Not required	03	


8	Endotracheal Tube kit	<p>Its simplest form, the endotracheal tube is a tube constructed of polyvinyl chloride that is placed between the vocal cords through the trachea.</p> <p>It serves to provide oxygen and inhaled gases to the lungs and protects the lungs from contamination</p>	Not required	Not required	03	
9	Glow Germ powder and gel Kit	<ul style="list-style-type: none"> ● Kit demonstrates proper hand-washing techniques for young children. ● 8-oz. fluorescent gel simulates germs when seen under ultra-violet light. ● 9oz. powder simulates hand cleaning products. ● Battery-operated LED ultra-violet light reveals fluorescence. <p>Replacement gel and powder sold separately.</p>	Not required	Not required	02	



Manakin


No	Item	Minimum requirement/specification	Training/ Installation	Maintenance	Required quantity	Picture
10	Comprehensive health care manikin dummy	<p>High-end Human Simulator for Nursing Care Skills Training</p> <p>Advanced CPR and Nursing Manikin</p> <p>The full-body nursing manikin, Designed according to the physiological characteristics of adult people.</p> <p>PVC material, easily washable</p> <p>Should have</p> <ul style="list-style-type: none"> -Blood pressure measurement -Inhaler technique -insulin injection technique 	Required	Required	01	


11	Prometheus Limb traction	<p>The Prometheus Traction Splint is used on those patients with a suspected limb fracture.</p> <p>Should have,</p> <p>Adjustable to body weight</p> <p>Adult size</p>	Not required	Not required	01	
12	Thoracostomy Chest drain insertion manikin Trainer	<p>The Chest Drain and Needle Decompression Trainer for training in both surgical and guide-wire assisted thoracostomy and thoracentesis.</p> <p>Should have,</p> <p>Bilateral chest drain cavity at 5th intercostal space</p>	Required	Required	01	

13	Epidural and Spinal injection Trainer	<p>Lumbar Puncture Trainers</p> <p>Practice techniques for spinal epidural insertion and catheterization</p> <p>Should have the following functions:</p> <ul style="list-style-type: none"> • epidural anesthesia using the loss-of-resistance and the hanging-drop technique • spinal anesthesia with realistic resistance of the dura and arachnoid mater with or without a cannula • fluid-filled spinal canal with realistic outflow rate thanks to the ability to adjust the excess pressure • an epidural catheter can be inserted into the epidural space • closed water system • easy to clean 	Required	Required	01	
----	--	---	----------	----------	-----------	---

14	Knee aspiration Trainer	<p>Adult knee model for injection and aspiration of synovial fluid from the knee joint, from both the lateral and medial aspects, using palpation or ultrasound-guidance.</p> <p>Should have following functions;</p> <ul style="list-style-type: none"> • Injection into joint cavity • Aspiration of synovial fluid from both the lateral and medial aspects • Precise, palpable anatomy with bony landmarks • Patient positioning and management • Recognition of joint effusion • Ballottement • Competence using ultrasound technology to perform systematic scanning techniques and examination of the knee joint 	Required	Required	01	
----	--------------------------------	--	----------	----------	-----------	---

15	Ophthalmoscopy simulator	<p>Ophthalmoscopy simulator</p> <p>Simple to set up and use High resolution digital display Easy to use, individual digital control for each eye</p> <p>Should have following functions:</p> <p>diabetic, common and less common retinal conditions to offer experience in examination of the eyes and the use of an ophthalmoscope.</p>	Required	Required	01	
16	Digital Rectal Examination simulator	<p>Digital Rectal Examination Simulator is a unique trainer designed for training in differentiation of rectal diseases by palpation.</p> <p>Trainees should also palpate normal prostate or endocervix.</p> <p>Life-like rectum should be palpable up to seven cm depth.</p>	Required	Required	01	

17	Arterial Puncture Training Arm	<p>Provides realistic practice and demonstration of drawing blood samples for monitoring blood gases.</p> <p>Should include:</p> <ul style="list-style-type: none"> • Ultrasound or blind palpation technique • The artery is palpable at the wrist and descends as it travels towards the elbow • A self-priming artery with an adjustable pulse and fluid strength • Realistic resistance of tissue and artery wall during injection • Distinct pop of the artery wall during insertion • Natural flashback of simulated fluid into the needle can be observed • Replaceable vessels with a low per-student cost 	Required	Required	03	
----	---------------------------------------	---	----------	----------	----	---

18	Intraosseous infusion Simulator	<p>Demonstrate and simulate the intraosseous infusion procedure.</p> <p>The bones should have four sides, each side having the ability to be punctured several times.</p> <p>Three palpable landmarks, including patella, tibia, and tibial tuberosity to be located in both legs.</p> <p>Aspiration should be possible in both legs.</p> <p>Included with the simulator:</p> <ul style="list-style-type: none"> • 10 replaceable bone inserts, • two sets of replacement leg skins, • syringe with tubing, • blood powder, • sealing wax, • 1/2 oz. liquid lubricant, needle. 	Required	Required	01	
----	--	--	----------	----------	-----------	---