

## Ophthalmic Consumables

S.NO	ITEM DESCRIPTION	Qty (Nos)
<b>SUTURE MATERIALS</b>		
1	Vicryl 6/0 Spatulated Needle 1/4 Circle	10
2	Vicryl 8/0 spatulated Needle 1/4 Circle	10
3	Vicryl 8/0 Spatulated Needle 3/8 Circle	10
4	Nylon 10-0	10
<b>OPHTHALMIC SUPPLIES</b>		
5	Eye Drape	10
6	Ophthalmic Crescent knife	10
7	Superblade 15 degree 3mm depth	10
8	Cellulose Eye spear	10
9	Keratome 3mm	10
10	Visco Shield material	10
11	Trypan Blue	5
12	Pilocarpine	5



## Ophthalmic Surgery equipment

S.NO	INSTRUMENT NAME	Qty (nos)
1	Scalpel handle No.03	3
2	Scalpel handle No.07	1
3	Snellen Vectis	2
4	ONG Style Scissor	2
5	Westcott tenotomy Scissor	2
6	Adson forceps plain	2
7	Troutman Superior rectus forceps	2
8	Mc pherson forceps Angled	3
9	Barraquer Colibri tying forceps	2
10	Capsulorexis forceps	2
11	Slimline Colibri Forceps	2
12	Toothed corneal foreps	2
13	Mc pherson tying forceps straight	2
14	Castroviejo Caliper straight	2
15	Vannas Capsulotomy scissor Curved round	2
16	Barraquer wire speculum adult	1
17	Lacrimal canula curved 21g &25g	1
18	Baraaquer wire speculum Adult	1
19	Suture Tying Forceps,angled	2
20	Air injection cannula	3
21	Simcoe I/A Double way canula	3
22	Smith Lens Expressor	2
23	Jaeger Lid plate	3
24	Meyerhoefer Chalazion Curette ( 1.5,1.8,2mm Dia)	1
25	Golf Club Foreign Body spud	1
26	Beer Cilia Forceps	1
27	Lancaster Eye Speculum	2
28	Paton Corneal Dissector	2



## Technical specification for the equipment

Technical Specifications mentioned below are of minimum parameter, products offered must meet these or exceed all requirements herein.

### **GENERAL SPECIFICATION**

- All instruments should be of international quality and made from surgical grade stainless steel (or) Titanium. Documentary evidence required for grade of material.
- The “Hinges” should be rust proof.
- The all instruments should ensure in withstanding repeat sterilization without any deterioration to strength, edge quality or surface degradation.
- The instruments should be guaranteed against metal fatigue and rust for at least 02 years. Further repair should be available for next 5 years.
- The instruments surface should be non-reflective.
- The brand name along with catalogue number should be etched on the instruments.
- Submission of a Satisfactory Performance Certificate from a Government Hospital is considerable.
- Prior demonstration of instruments for approval if needed. It is the sole discretion of the department to approve or disapprove the quality.
- European CE & US FDA approved. Validation certificates must be submitted during technical bid.
- The medical instruments have a quality management system in accordance with the standard ISO 13485.

### **ADDITIONAL CONDITIONS**

- Original catalogue with detailed literature should be provided.
- Manufacturer/Supplier shall provide Online (or) offline demonstration if needed.
- The bidder should ensure the guarantee that any instrument will be free of defects in materials and workmanship, when used under normal conditions for its intended purpose. In the unlikely event that any instrument is found to be unsatisfactory in normal use within 2 years of purchase it will be refurbished or replaced free of charge.
- Technically Qualified Bidders may be asked to submit a few samples their quoted items for physical verification.
- GRH shall have the right to inspect and/or to test the goods to confirm their conformity to the Specifications
- After the goods arrival at the final destination, GRH shall be the final authority to reject full (or) any part of the supply which is not confirming to the specification and other terms and conditions.
- No payment shall be made for rejected Stores. Rejected items must be removed by the Bidders within two weeks of the date of rejection at their own cost and replaced immediately.



## Sample images of Ophthalmic surgery instruments

### 1. SCALPEL HANDLE NO:3



### 2. SCALPEL HANDLE NO:7



### 3. SNELLEN VECTIS



### 4. ONG STYLE SCISSOR



### 5. WESTCOTT TENOTOMY SCISSOR



6. ADSON FORCEPS PLAIN



7. TROUTMAN SUPERIOR RECTUS FORCEPS




8. Mc PHERSON FORCEPS ANGLED



9. COLIBRI TYING FORCEPS




### 10. CAPSULORHEXIS FORCEPS



### 11. SLIMLINE COLIBRI FORCEPS



### 12. THOOTHED CORNEAL FORCEPS



### 13. Mc PERSON TYING FORCEPS



#### 14. CASTROVIEJO CALIPER STRAIGHT



#### 15. VANNAS CAPSULOTOMY SCISSOR CURVED



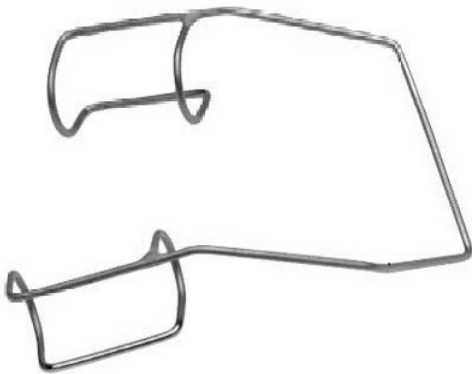
#### 16. BARRAQUER IRIS SCISSOR



17. LACRIMAL CANULA CURVED (21G & 25G)



18. BARRAQUER WIRE SPECULUM (ADULT)




19. SUTURE TYING FORCEPS CURVED





## 20. AIR INJECTION CANNULA



## 21. SIMCOE I/A CANNULA



## 22. SMITH LENS EXPRESSOR



23. JAEGER LID PLATE



24. MEYERHOEFER CHALAZION CURETTE (1.5,1.8,2mm Diameter)



25. GOLF CLUB FOREIGN BODY SPUD



26. BEER CILIA FORCEPS



## 27. LANCASTER EYE SPECULUM



## 28. PATON CORNEAL DISSECTOR

