



ދިވެހިރާއްޖޭގެ ފުލުހުގެ ޤައުމީ ޔުނިވަރސިޓީ
އިދާރާތަކުރިމާލެ
ދިވެހިރާއްޖޭގެ އިދާރާތަކުރިމާލެ، ދުވަހަލީފުށު
ފުލުހުގެ ޤައުމީ ޔުނިވަރސިޓީ (20371)
ފޯން: (960) 3345101
admin@mnu.edu.mv

ނަންބަރު: MNU-CA-PAMD/2023/132


ސަލާމް ފުލުހުގެ ޤައުމީ ޔުނިވަރސިޓީ

1. ދިވެހިރާއްޖޭގެ ފުލުހުގެ ޤައުމީ ޔުނިވަރސިޓީގެ ޖިއާރީވުމަށް މަޢުލޫމާތު ބޭނުންކުރާ ފަރާތްތަކުގެ ތެރެއިން ބޭނުންކުރާ ފަރާތްތަކުގެ ލިޔެފޮޅު ނުވަތަ ސަލާމް ފުލުހުގެ ޤައުމީ ޔުނިވަރސިޓީގެ ވެބްސައިޓުގައި ބަންދުކުރެއްވި ލިޔެފޮޅުތައް ބައްލަވާލެވޭނެ ގޮތެއް ހޯދައިދޭނެ ގޮތަށް ޖަނަބިލުން ދަތުރުކުރުމަށް ފަދަ ގޮތްތައް ހޯދައިދޭނެ ގޮތަށް ސަލާމް ފުލުހުގެ ޤައުމީ ޔުނިވަރސިޓީން ބޭނުންކުރާނެއެވެ.
2. ޖިއާރީކުރާ ލިޔެފޮޅު ފޮޅުވާ ގޮތަށް ސަލާމް ފުލުހުގެ ޤައުމީ ޔުނިވަރސިޓީން ބޭނުންކުރާނެއެވެ. އެރިހުމާއި ނުދެމެހާނެ ގޮތަށް ލިޔެފޮޅުތައް ލިޔުމަށް ދަތުރުކުރުމަށް ފަދަ ގޮތްތައް ހޯދައިދޭނެ ގޮތަށް ސަލާމް ފުލުހުގެ ޤައުމީ ޔުނިވަރސިޓީން ބޭނުންކުރާނެއެވެ.
3. ސަލާމް ފުލުހުގެ ޤައުމީ ޔުނިވަރސިޓީން 4 ޕްލެޖް ބަންދުކުރެއްވި 2023 ވަނަ ދުވަހުގެ 10:00 ގައި ފުލުހުގެ ޤައުމީ ޔުނިވަރސިޓީން ނަންބަރު: MNU-CA-PAMD/2023/132 ގައި ބަންދުކުރެއްވި ލިޔެފޮޅުތައް ބައްލަވާލެވޭނެ ގޮތަށް ސަލާމް ފުލުހުގެ ޤައުމީ ޔުނިވަރސިޓީން ބޭނުންކުރާނެއެވެ.
4. ރިސާލާތްތަކުގެ ތެރެއިން ސަލާމް ފުލުހުގެ ޤައުމީ ޔުނިވަރސިޓީން ބޭނުންކުރާނެއެވެ. ސަލާމް ފުލުހުގެ ޤައުމީ ޔުނިވަރސިޓީން ބޭނުންކުރާނެއެވެ. ސަލާމް ފުލުހުގެ ޤައުމީ ޔުނިވަރސިޓީން ބޭނުންކުރާނެއެވެ.
5. ސަލާމް ފުލުހުގެ ޤައުމީ ޔުނިވަރސިޓީން ބޭނުންކުރާނެއެވެ. ސަލާމް ފުލުހުގެ ޤައުމީ ޔުނިވަރސިޓީން ބޭނުންކުރާނެއެވެ.

ލިޔެފޮޅުތައް ބަންދުކުރެއްވި ލިޔެފޮޅުތަކުގެ ތެރެއިން ބޭނުންކުރާ ފަރާތްތަކުގެ ލިޔެފޮޅުތައް ބައްލަވާލެވޭނެ ގޮތަށް ސަލާމް ފުލުހުގެ ޤައުމީ ޔުނިވަރސިޓީން ބޭނުންކުރާނެއެވެ.	ސަލާމް ފުލުހުގެ ޤައުމީ ޔުނިވަރސިޓީން ބޭނުންކުރާނެއެވެ.
ފުލުހުގެ ޤައުމީ ޔުނިވަރސިޓީން ބޭނުންކުރާނެއެވެ.	ފުލުހުގެ ޤައުމީ ޔުނިވަރސިޓީން ބޭނުންކުރާނެއެވެ.
ފުލުހުގެ ޤައުމީ ޔުނިވަރސިޓީން ބޭނުންކުރާނެއެވެ.	ފުލުހުގެ ޤައުމީ ޔުނިވަރސިޓީން ބޭނުންކުރާނެއެވެ.

ފުލުހުގެ ޤައުމީ ޔުނިވަރސިޓީން ބޭނުންކުރާނެއެވެ. ފުލުހުގެ ޤައުމީ ޔުނިވަރސިޓީން ބޭނުންކުރާނެއެވެ. ފުލުހުގެ ޤައުމީ ޔުނިވަރސިޓީން ބޭނުންކުރާނެއެވެ.

ފުލުހުގެ ޤައުމީ ޔުނިވަރސިޓީން ބޭނުންކުރާނެއެވެ. ފުލުހުގެ ޤައުމީ ޔުނިވަރސިޓީން ބޭނުންކުރާނެއެވެ. ފުލުހުގެ ޤައުމީ ޔުނިވަރސިޓީން ބޭނުންކުރާނެއެވެ.



تجزیاتی پیمانہ کی تفصیلات:			
تجزیاتی پیمانہ کی تفصیلات	تجزیاتی پیمانہ کی تفصیلات	تجزیاتی پیمانہ کی تفصیلات	تجزیاتی پیمانہ کی تفصیلات
			تجزیاتی پیمانہ کی تفصیلات
			تجزیاتی پیمانہ کی تفصیلات (تجزیاتی)
			تجزیاتی پیمانہ کی تفصیلات (تجزیاتی)
			تجزیاتی پیمانہ کی تفصیلات

تجزیاتی پیمانہ کی تفصیلات	تجزیاتی پیمانہ کی تفصیلات
تجزیاتی پیمانہ کی تفصیلات	تجزیاتی پیمانہ کی تفصیلات
تجزیاتی پیمانہ کی تفصیلات	تجزیاتی پیمانہ کی تفصیلات
تجزیاتی پیمانہ کی تفصیلات	تجزیاتی پیمانہ کی تفصیلات

تجزیاتی پیمانہ کی تفصیلات

تجزیاتی پیمانہ کی تفصیلات 3 اجزاء میں (تجزیاتی پیمانہ کی تفصیلات) : (05 تجزیاتی پیمانہ)

20	20	20	تجزیاتی پیمانہ کی تفصیلات
			تجزیاتی پیمانہ کی تفصیلات
تجزیاتی پیمانہ کی تفصیلات 3 اجزاء میں (تجزیاتی پیمانہ کی تفصیلات) :			

تجزیاتی پیمانہ کی تفصیلات (15 تجزیاتی پیمانہ)

تجزیاتی پیمانہ کی تفصیلات 50% تک

تجزیاتی پیمانہ کی تفصیلات			
#	تجزیاتی پیمانہ کی تفصیلات	تجزیاتی پیمانہ کی تفصیلات	تجزیاتی پیمانہ کی تفصیلات

تاریخ	تعداد	تعداد	تعداد
تعداد	تعداد	تعداد	تعداد
1			
2			
3			
4			
5			
6			
			جمع

تعداد	تعداد
تعداد	تعداد
تعداد	تعداد
تعداد	تعداد
تعداد	تعداد

دستورالعمل رسیدگی به شکایات و درخواستهای مردمی

ردیف	شرح (توضیحات)	نوع شکایت	دوره زمانی (ماه)	تعداد شکایات
1				
2				
3				
4				
5				
6				
7				
8				
9				
10				

توضیح: در صورتیکه تعداد شکایات در هر یک از 10 روزه‌های مذکور در جدول فوق، کمتر از 10 باشد، در این صورت، در جدول فوق، در ستون «تعداد شکایات» عدد 10 درج خواهد شد. در صورتیکه در هر یک از 10 روزه‌های مذکور، تعداد شکایات کمتر از 10 باشد، در این صورت، در جدول فوق، در ستون «تعداد شکایات» عدد 10 درج خواهد شد. در صورتیکه در هر یک از 10 روزه‌های مذکور، تعداد شکایات کمتر از 10 باشد، در این صورت، در جدول فوق، در ستون «تعداد شکایات» عدد 10 درج خواهد شد.

	شرح:
	و کذا:
	تعداد شکایات:
تعداد شکایات	

BID SECURITY FORMAT

The Issuing Bank shall fill in this Bank Guarantee Form in accordance with the instructions indicated.

_____ [Bank's Name, and Address of Issuing Branch or Office]

Beneficiary: _____ [Name and Address of Procuring Entity]

Date: _____

BID GUARANTEE No.: _____

We have been informed that [name of the Bidder] (hereinafter called "the Bidder") has submitted to you its bid dated (hereinafter called "the Bid") for the execution of [name of contract] under Invitation for Bids No. [Procurement Reference number] ("the IFB").

Furthermore, we understand that, according to your conditions, bids must be supported by a bid guarantee.

At the request of the Bidder, we [name of Bank] hereby irrevocably undertake to pay you any sum or sums not exceeding in total an amount of [amount in figures] ([amount in words]) upon receipt by us of your first demand in writing accompanied by a written statement stating that the Bidder is in breach of its obligation(s) under the bid conditions, because the Bidder:

- (a) has withdrawn its Bid during the period of bid validity specified by the Bidder in the Form of Bid; or
- (b) having been notified of the acceptance of its Bid by the Procuring Entity during the period of bid validity, (i) fails or refuses to execute the Contract Form; or (ii) fails or refuses to furnish the performance security, if required, in accordance with the Instructions to Bidders.

This guarantee will expire: (a) if the Bidder is the successful Bidder, upon our receipt of copies of the contract signed by the Bidder and the performance security issued to you upon the instruction of the Bidder; or (b) if the Bidder is not the successful Bidder, upon the earlier of (i) our receipt of a copy of your notification to the Bidder of the name of the successful Bidder; or (ii) twenty-eight days after the expiration of the Bidder's Bid.

Consequently, any demand for payment under this guarantee must be received by us at the office on or before that date.

This guarantee is subject to the Uniform Rules for Demand Guarantees, ICC Publication No. 458.

[signature(s)]

PERFORMANCE GUARANTEE FORMAT

[The issuing bank, as requested by the successful Bidder, shall fill in this form in accordance with the instructions indicated]

Date: *[insert date (as day, month, and year)]*

Title of the procurement: *[Insert general title of the procurement]*

Procurement Reference No: *[insert reference]*

Bank's Branch or Office: *[insert complete name of Guarantor]*

Beneficiary: *[insert complete name of Procuring Entity]*

PERFORMANCE GUARANTEE No.: *[insert Performance Guarantee number]*

We have been informed that *[insert complete name of Supplier]* (hereinafter called "the Supplier") has entered into Contract No. *[insert number]* dated *[insert day and month]*, *[insert year]* with you, for the supply of *[description of Goods and related Services]* (hereinafter called "the Contract").

Furthermore, we understand that, according to the conditions of the Contract, a Performance Guarantee is required.

At the request of the Supplier, we hereby irrevocably undertake to pay you any sum(s) not exceeding *[insert amount(s)¹ in figures and words]* upon receipt by us of your first demand in writing declaring the Supplier to be in default under the Contract, without cavil or argument, or your needing to prove or to show grounds or reasons for your demand or the sum specified therein.

This Guarantee shall expire no later than the *[insert number]* day of *[insert month]* *[insert year]*,² and any demand for payment under it must be received by us at this office on or before that date. We agree to a one-time extension of this Guarantee for a period not to exceed *[six months]* *[one year]*, in response to the Procuring Entity's written request for such extension, such request to be presented to us before the expiry of the Guarantee.

This guarantee is subject to the Uniform Rules for Demand Guarantees, ICC Publication No. 458, except that subparagraph (ii) of Sub-article 20(a) is hereby excluded.

.....

[signatures of authorized representatives of the bank]

¹ The Bank shall insert the amount(s) specified in the SCC and denominated, as specified in the SCC, either in the currency(ies) of the Contract or a freely convertible currency acceptable to the Procuring Entity.

² Dates established in accordance with Clause 18.4 of the General Conditions of Contract ("GCC"), taking into account any warranty obligations of the Supplier under Clause 16.2 of the GCC intended to be secured by a partial Performance Guarantee.

BANK GUARANTEE FOR ADVANCE PAYMENT

[The bank, as requested by the successful Bidder, shall fill in this form in accordance with the instructions indicated.]

Date: *[insert date (as day, month, and year)]*

Title of the procurement: *[Insert general title of the procurement]*

Procurement Reference No: *[insert reference]*

[Issuing bank's letterhead]

Beneficiary: *[insert legal name and address of Procuring Entity]*

ADVANCE PAYMENT GUARANTEE No.: *[insert Advance Payment Guarantee no.]*

We, *[insert legal name and address of bank]*, have been informed that *[insert complete name and address of Supplier]* (hereinafter called "the Supplier") has entered into Contract No. *[insert number]* dated *[insert date of Agreement]* with you, for the supply of *[insert types of Goods to be delivered]* (hereinafter called "the Contract").

Furthermore, we understand that, according to the conditions of the Contract, an advance is to be made against an advance payment guarantee.

At the request of the Supplier, we hereby irrevocably undertake to pay you any sum or sums not exceeding in total an amount of *[insert amount(s)³ in figures and words]* upon receipt by us of your first demand in writing declaring that the Supplier is in breach of its obligation under the Contract because the Supplier used the advance payment for purposes other than toward delivery of the Goods.

It is a condition for any claim and payment under this Guarantee to be made that the advance payment referred to above must have been received by the Supplier on its account *[insert number and domicile of the account]*

This Guarantee shall remain valid and in full effect from the date of the advance payment received by the Supplier under the Contract until *[insert date⁴]*. We agree to a one-time extension of this Guarantee for a period not to exceed *[six months][one year]*, in response to the Procuring Entity's written request for such extension, such request to be presented to us before the expiry of the Guarantee.

This Guarantee is subject to the Uniform Rules for Demand Guarantees, ICC Publication No. 458.

[signature(s) of authorized representative(s) of the bank]

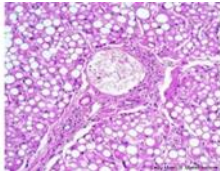
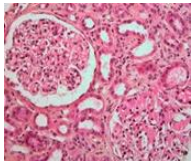
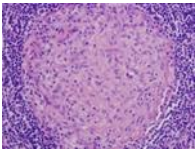
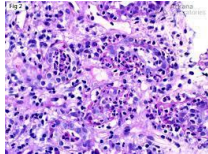
³ The issuing bank shall insert the amount(s) specified in the SCC and denominated, as specified in the SCC, either in the currency(ies) of the Contract or a freely convertible currency acceptable to the Procuring Entity.

⁴ Insert the Delivery date stipulated in the Contract Delivery Schedule.

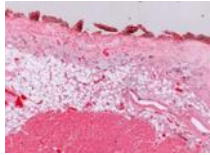
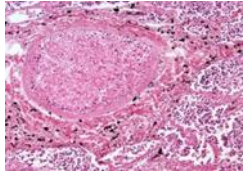
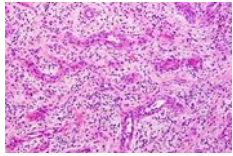
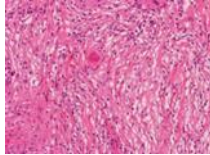

ސަލާމް ސަލާމް - 3: ބަލަވާ ސަލާމް ސަލާމް / ސަލާމް ސަލާމް ސަލާމް
ސަލާމް ސަލާމް ސަލާމް ސަލާމް ސަލާމް ސަލާމް ސަލާމް ސަލާމް

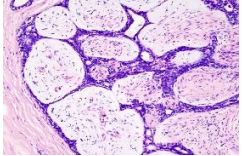
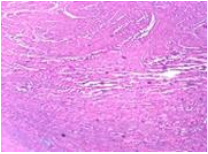
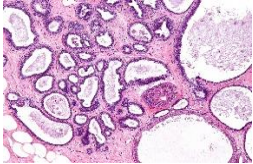
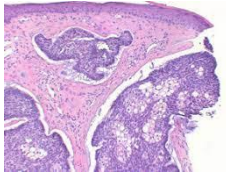
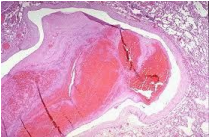


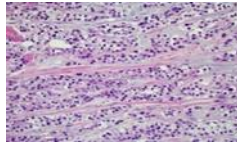
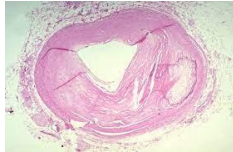
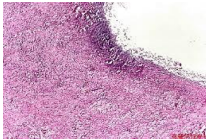
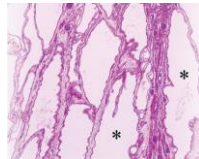
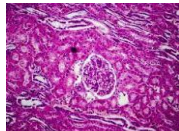
**The Maldives National University
School of Medicine
Pathology Slides (2023)**

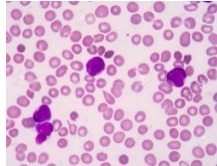

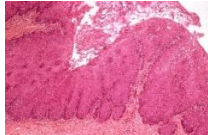

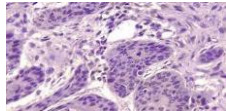
No	Description/identification	Qty	Minimum required/specifications	Sample image
1	Fatty change liver slide	05	<ul style="list-style-type: none"> • Human Pathology Slides • Rectangular glass slides size: 76.2*25.4*(1-1.2) mm • Mounted on professional glass slide with sealed cover slips • Individually labeled • Long lasting hard plastic storage case • Function: educational 	
2	Amyloidosis	05	<ul style="list-style-type: none"> • Human Pathology Slides • Rectangular glass slides size: 76.2*25.4*(1-1.2) mm • Mounted on professional glass slide with sealed cover slips • Individually labeled • Long lasting hard plastic storage case • Function: educational 	
3	Granuloma (foreign body, tuberculous) slide	05	<ul style="list-style-type: none"> • Human Pathology Slides • Rectangular glass slides size: 76.2*25.4*(1-1.2) mm • Mounted on professional glass slide with sealed cover slips • Individually labeled • Long lasting hard plastic storage case • Function: educational 	
4	Acute pyelonephritis slide	05	<ul style="list-style-type: none"> • Human Pathology Slides • Rectangular glass slides size: 76.2*25.4*(1-1.2) mm • Mounted on professional glass slide with sealed cover slips • Individually labeled • Long lasting hard plastic storage case • Function: educational 	



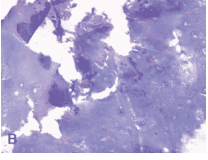
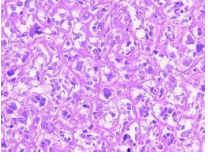
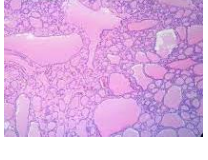


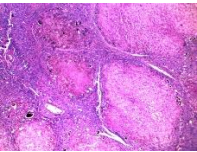
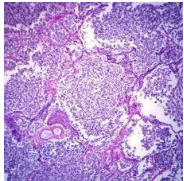
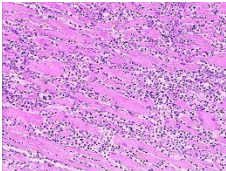
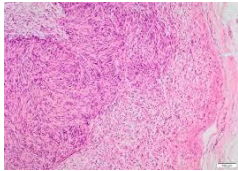
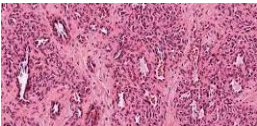
5	Fibrinous inflammation slide	05	<ul style="list-style-type: none"> • Human Pathology Slides • Rectangular glass slides size: 76.2*25.4*(1-1.2) mm • Mounted on professional glass slide with sealed cover slips • Individually labeled • Long lasting hard plastic storage case • Function: educational 	
6	Abscess slide	05	<ul style="list-style-type: none"> • Human Pathology Slides • Rectangular glass slides size: 76.2*25.4*(1-1.2) mm • Mounted on professional glass slide with sealed cover slips • Individually labeled • Long lasting hard plastic storage case • Function: educational 	
7	Granulation tissue slide	05	<ul style="list-style-type: none"> • Human Pathology Slides • Rectangular glass slides size: 76.2*25.4*(1-1.2) mm • Mounted on professional glass slide with sealed cover slips • Individually labeled • Long lasting hard plastic storage case • Function: educational 	
8	Meningioma slide	05	<ul style="list-style-type: none"> • Human Pathology Slides • Rectangular glass slides size: 76.2*25.4*(1-1.2) mm • Mounted on professional glass slide with sealed cover slips • Individually labeled • Long lasting hard plastic storage case • Function: educational 	
9	Squamous cell papilloma slide	05	<ul style="list-style-type: none"> • Human Pathology Slides • Rectangular glass slides size: 76.2*25.4*(1-1.2) mm • Mounted on professional glass slide with sealed cover slips • Individually labeled • Long lasting hard plastic storage case • Function: educational 	

10	Fibroadenoma of the breast slide	05	<ul style="list-style-type: none"> • Human Pathology Slides • Rectangular glass slides size: 76.2*25.4*(1-1.2) mm • Mounted on professional glass slide with sealed cover slips • Individually labeled • Long lasting hard plastic storage case • Function: educational 	
11	Leiomyoma slide	05	<ul style="list-style-type: none"> • Human Pathology Slides • Rectangular glass slides size: 76.2*25.4*(1-1.2) mm • Mounted on professional glass slide with sealed cover slips • Individually labeled • Long lasting hard plastic storage case • Function: educational 	
12	Fibrocystic disease of the breast slide	05	<ul style="list-style-type: none"> • Human Pathology Slides • Rectangular glass slides size: 76.2*25.4*(1-1.2) mm • Mounted on professional glass slide with sealed cover slips • Individually labeled • Long lasting hard plastic storage case • Function: educational 	
13	Basal cell carcinoma slide	05	<ul style="list-style-type: none"> • Human Pathology Slides • Rectangular glass slides size: 76.2*25.4*(1-1.2) mm • Mounted on professional glass slide with sealed cover slips • Individually labeled • Long lasting hard plastic storage case • Function: educational 	
14	Thrombus slide	05	<ul style="list-style-type: none"> • Human Pathology Slides • Rectangular glass slides size: 76.2*25.4*(1-1.2) mm • Mounted on professional glass slide with sealed cover slips • Individually labeled • Long lasting hard plastic storage case • Function: educational 	

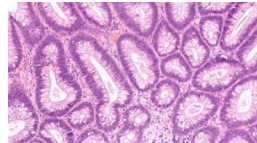
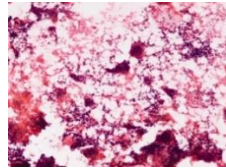
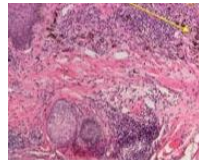
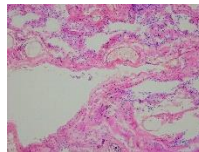
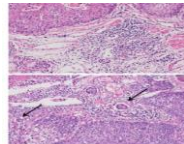
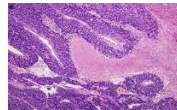
15	Invasive carcinoma of the breast slide	05	<ul style="list-style-type: none"> • Human Pathology Slides • Rectangular glass slides size: 76.2*25.4*(1-1.2) mm • Mounted on professional glass slide with sealed cover slips • Individually labeled • Long lasting hard plastic storage case • Function: educational 	
16	Atherosclerosis slide	05	<ul style="list-style-type: none"> • Human Pathology Slides • Rectangular glass slides size: 76.2*25.4*(1-1.2) mm • Mounted on professional glass slide with sealed cover slips • Individually labeled • Long lasting hard plastic storage case • Function: educational 	
17	Peptic ulcer slide	05	<ul style="list-style-type: none"> • Human Pathology Slides • Rectangular glass slides size: 76.2*25.4*(1-1.2) mm • Mounted on professional glass slide with sealed cover slips • Individually labeled • Long lasting hard plastic storage case • Function: educational 	
18	Polycystic kidney slide	05	<ul style="list-style-type: none"> • Human Pathology Slides • Rectangular glass slides size: 76.2*25.4*(1-1.2) mm • Mounted on professional glass slide with sealed cover slips • Individually labeled • Long lasting hard plastic storage case • Function: educational 	
19	Acute pyelonephritis slide	05	<ul style="list-style-type: none"> • Human Pathology Slides • Rectangular glass slides size: 76.2*25.4*(1-1.2) mm • Mounted on professional glass slide with sealed cover slips • Individually labeled • Long lasting hard plastic storage case • Function: educational 	

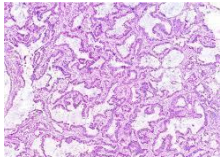
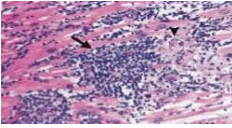
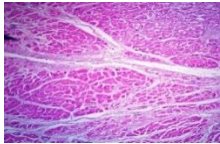
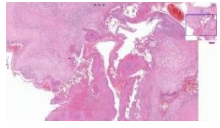
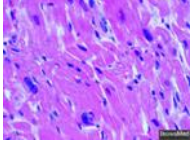
20	Acute AML (peripheral blood film) slide	05	<ul style="list-style-type: none"> • Human Pathology Slides • Rectangular glass slides size: 76.2*25.4*(1-1.2) mm • Mounted on professional glass slide with sealed cover slips • Individually labeled • Long lasting hard plastic storage case • Function: educational 	
21	Toxic goiter slide	05	<ul style="list-style-type: none"> • Human Pathology Slides • Rectangular glass slides size: 76.2*25.4*(1-1.2) mm • Mounted on professional glass slide with sealed cover slips • Individually labeled • Long lasting hard plastic storage case • Function: educational 	
22	Esophageal metaplasia slide	05	<ul style="list-style-type: none"> • Human Pathology Slides • Rectangular glass slides size: 76.2*25.4*(1-1.2) mm • Mounted on professional glass slide with sealed cover slips • Individually labeled • Long lasting hard plastic storage case • Function: educational 	
23	Soft tissue lipoma slide	05	<ul style="list-style-type: none"> • Human Pathology Slides • Rectangular glass slides size: 76.2*25.4*(1-1.2) mm • Mounted on professional glass slide with sealed cover slips • Individually labeled • Long lasting hard plastic storage case • Function: educational 	
24	Squamous cell carcinoma slide	05	<ul style="list-style-type: none"> • Human Pathology Slides • Rectangular glass slides size: 76.2*25.4*(1-1.2) mm • Mounted on professional glass slide with sealed cover slips • Individually labeled • Long lasting hard plastic storage case • Function: educational 	

25	Colloid goiter slide	05	<ul style="list-style-type: none"> • Human Pathology Slides • Rectangular glass slides size: 76.2*25.4*(1-1.2) mm • Mounted on professional glass slide with sealed cover slips • Individually labeled • Long lasting hard plastic storage case • Function: educational 	
26	Adenomyosis slide	05	<ul style="list-style-type: none"> • Human Pathology Slides • Rectangular glass slides size: 76.2*25.4*(1-1.2) mm • Mounted on professional glass slide with sealed cover slips • Individually labeled • Long lasting hard plastic storage case • Function: educational 	
27	Chondroma slide	05	<ul style="list-style-type: none"> • Human Pathology Slides • Rectangular glass slides size: 76.2*25.4*(1-1.2) mm • Mounted on professional glass slide with sealed cover slips • Individually labeled • Long lasting hard plastic storage case • Function: educational 	
28	Osteosarcoma slide	05	<ul style="list-style-type: none"> • Human Pathology Slides • Rectangular glass slides size: 76.2*25.4*(1-1.2) mm • Mounted on professional glass slide with sealed cover slips • Individually labeled • Long lasting hard plastic storage case • Function: educational 	
29	Multinodular goiter slide	05	<ul style="list-style-type: none"> • Human Pathology Slides • Rectangular glass slides size: 76.2*25.4*(1-1.2) mm • Mounted on professional glass slide with sealed cover slips • Individually labeled • Long lasting hard plastic storage case • Function: educational 	


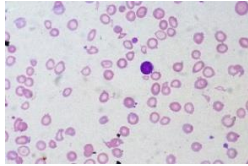
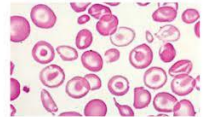
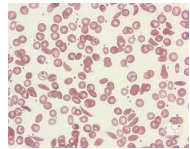
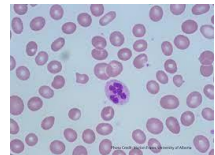
30	Liver cirrhosis slide	05	<ul style="list-style-type: none"> • Human Pathology Slides • Rectangular glass slides size: 76.2*25.4*(1-1.2) mm • Mounted on professional glass slide with sealed cover slips • Individually labeled • Long lasting hard plastic storage case • Function: educational 	
31	Lobar pneumonia slide	05	<ul style="list-style-type: none"> • Human Pathology Slides • Rectangular glass slides size: 76.2*25.4*(1-1.2) mm • Mounted on professional glass slide with sealed cover slips • Individually labeled • Long lasting hard plastic storage case • Function: educational 	
32	Infarction slide	05	<ul style="list-style-type: none"> • Human Pathology Slides • Rectangular glass slides size: 76.2*25.4*(1-1.2) mm • Mounted on professional glass slide with sealed cover slips • Individually labeled • Long lasting hard plastic storage case • Function: educational 	
33	Schwannoma slide	05	<ul style="list-style-type: none"> • Human Pathology Slides • Rectangular glass slides size: 76.2*25.4*(1-1.2) mm • Mounted on professional glass slide with sealed cover slips • Individually labeled • Long lasting hard plastic storage case • Function: educational 	
34	Capillary hemangioma slide	05	<ul style="list-style-type: none"> • Human Pathology Slides • Rectangular glass slides size: 76.2*25.4*(1-1.2) mm • Mounted on professional glass slide with sealed cover slips • Individually labeled • Long lasting hard plastic storage case • Function: educational 	



35	Adenoma slide	05	<ul style="list-style-type: none"> • Human Pathology Slides • Rectangular glass slides size: 76.2*25.4*(1-1.2) mm • Mounted on professional glass slide with sealed cover slips • Individually labeled • Long lasting hard plastic storage case • Function: educational 	
36	Osteoclastoma slide	05	<ul style="list-style-type: none"> • Human Pathology Slides • Rectangular glass slides size: 76.2*25.4*(1-1.2) mm • Mounted on professional glass slide with sealed cover slips • Individually labeled • Long lasting hard plastic storage case • Function: educational 	
37	Malignant melanoma slide	05	<ul style="list-style-type: none"> • Human Pathology Slides • Rectangular glass slides size: 76.2*25.4*(1-1.2) mm • Mounted on professional glass slide with sealed cover slips • Individually labeled • Long lasting hard plastic storage case • Function: educational 	
38	Lung emphysema slide	05	<ul style="list-style-type: none"> • Human Pathology Slides • Rectangular glass slides size: 76.2*25.4*(1-1.2) mm • Mounted on professional glass slide with sealed cover slips • Individually labeled • Long lasting hard plastic storage case • Function: educational 	
39	Squamous cell carcinoma of the lungs slide	05	<ul style="list-style-type: none"> • Human Pathology Slides • Rectangular glass slides size: 76.2*25.4*(1-1.2) mm • Mounted on professional glass slide with sealed cover slips • Individually labeled • Long lasting hard plastic storage case • Function: educational 	
40	Small cell carcinoma of the lung slide	05	<ul style="list-style-type: none"> • Human Pathology Slides • Rectangular glass slides size: 76.2*25.4*(1-1.2) mm • Mounted on professional glass slide with sealed cover slips 	

			<ul style="list-style-type: none"> • Individually labeled • Long lasting hard plastic storage case • Function: educational 	
41	Adenocarcinoma of the lung slide	05	<ul style="list-style-type: none"> • Human Pathology Slides • Rectangular glass slides size: 76.2*25.4*(1-1.2) mm • Mounted on professional glass slide with sealed cover slips • Individually labeled • Long lasting hard plastic storage case • Function: educational 	
42	Myocarditis slide	05	<ul style="list-style-type: none"> • Human Pathology Slides • Rectangular glass slides size: 76.2*25.4*(1-1.2) mm • Mounted on professional glass slide with sealed cover slips • Individually labeled • Long lasting hard plastic storage case • Function: educational 	
43	Myocardial infarction slide	05	<ul style="list-style-type: none"> • Human Pathology Slides • Rectangular glass slides size: 76.2*25.4*(1-1.2) mm • Mounted on professional glass slide with sealed cover slips • Individually labeled • Long lasting hard plastic storage case • Function: educational 	
44	Infection endocarditis slide	05	<ul style="list-style-type: none"> • Human Pathology Slides • Rectangular glass slides size: 76.2*25.4*(1-1.2) mm • Mounted on professional glass slide with sealed cover slips • Individually labeled • Long lasting hard plastic storage case • Function: educational 	
45	Myocardial hypertrophy slide	05	<ul style="list-style-type: none"> • Human Pathology Slides • Rectangular glass slides size: 76.2*25.4*(1-1.2) mm • Mounted on professional glass slide with sealed cover slips • Individually labeled • Long lasting hard plastic storage case • Function: educational 	



46	Wilms tumor kidney slide	05	<ul style="list-style-type: none"> • Human Pathology Slides • Rectangular glass slides size: 76.2*25.4*(1-1.2) mm • Mounted on professional glass slide with sealed cover slips • Individually labeled • Long lasting hard plastic storage case • Function: educational 	
47	Iron deficiency anemia (blood film) slide	05	<ul style="list-style-type: none"> • Human Pathology Slides • Rectangular glass slides size: 76.2*25.4*(1-1.2) mm • Mounted on professional glass slide with sealed cover slips • Individually labeled • Long lasting hard plastic storage case • Function: educational 	
48	Beta thalassemia major (Blood film) slide	05	<ul style="list-style-type: none"> • Human Pathology Slides • Rectangular glass slides size: 76.2*25.4*(1-1.2) mm • Mounted on professional glass slide with sealed cover slips • Individually labeled • Long lasting hard plastic storage case • Function: educational 	
49	Sickle cell anemia (blood film) slide	05	<ul style="list-style-type: none"> • Human Pathology Slides • Rectangular glass slides size: 76.2*25.4*(1-1.2) mm • Mounted on professional glass slide with sealed cover slips • Individually labeled • Long lasting hard plastic storage case • Function: educational 	
50	Megaloblastic anemia (blood film) slide	05	<ul style="list-style-type: none"> • Human Pathology Slides • Rectangular glass slides size: 76.2*25.4*(1-1.2) mm • Mounted on professional glass slide with sealed cover slips • Individually labeled • Long lasting hard plastic storage case • Function: educational 	



51	G6PD (bite cells) slide	05	<ul style="list-style-type: none"> • Human Pathology Slides • Rectangular glass slides size: 76.2*25.4*(1-1.2) mm • Mounted on professional glass slide with sealed cover slips • Individually labeled • Long lasting hard plastic storage case • Function: educational 	
52	Multiple myeloma (rouleaux) blood film slide	05	<ul style="list-style-type: none"> • Human Pathology Slides • Rectangular glass slides size: 76.2*25.4*(1-1.2) mm • Mounted on professional glass slide with sealed cover slips • Individually labeled • Long lasting hard plastic storage case • Function: educational 	
53	Multiple myeloma (bone marrow) slide	05	<ul style="list-style-type: none"> • Human Pathology Slides • Rectangular glass slides size: 76.2*25.4*(1-1.2) mm • Mounted on professional glass slide with sealed cover slips • Individually labeled • Long lasting hard plastic storage case • Function: educational 	

Note: ALL SLIDES SHOULD BE

- Human Pathology Slides for teaching purpose.
- Rectangular glass slides size: 76.2*25.4*(1-1.2) mm
- Mounted on professional glass slide with sealed cover slips
- Individually labeled
- Long lasting hard plastic storage case



