

ދިވެހިސަރުކާރުގެ ގެޒެޓް

ސަރުކާރުގެ ބޭނުންތަކާއި ގުޅޭގޮތުން ބޭނުންކުރާ ސަރުކާރުގެ ގެޒެޓް (ދިވެހިސަރުކާރުގެ ގެޒެޓް)
ނުވަތަ (ދިވެހިސަރުކާރުގެ ގެޒެޓް) ގައި ބަޔާންކޮށްފައިވާ ގޮތުން

..... ގެޒެޓް (ބޭނުންކުރާ ސަރުކާރުގެ ގެޒެޓް)

- ބޭނުންކުރާ ސަރުކާރުގެ ގެޒެޓް
- ބޭނުންކުރާ ސަރުކާރުގެ ގެޒެޓް (ބޭނުންކުރާ ސަރުކާރުގެ ގެޒެޓް)

..... ގެޒެޓް

ދިވެހިސަރުކާރުގެ ގެޒެޓް

..... ސަރުކާރުގެ ބޭނުންތަކާއި ގުޅޭގޮތުން

..... ބޭނުންކުރާ ސަރުކާރުގެ ގެޒެޓް

..... ސަރުކާރުގެ ބޭނުންތަކާއި ގުޅޭގޮތުން

..... ބޭނުންކުރާ ސަރުކާރުގެ ގެޒެޓް

..... ސަރުކާރުގެ ބޭނުންތަކާއި ގުޅޭގޮތުން

..... ބޭނުންކުރާ ސަރުކާރުގެ ގެޒެޓް

..... ސަރުކާރުގެ ބޭނުންތަކާއި ގުޅޭގޮތުން

..... ބޭނުންކުރާ ސަރުކާރުގެ ގެޒެޓް

..... ސަރުކާރުގެ ބޭނުންތަކާއި ގުޅޭގޮތުން

Dhiguvaandu Park
SUMMARY OF BILLS

Bills of Quantities

BILL No.	WORK DESCRIPTION	AMOUNT		TOTAL AMOUNT (RF)
		LABOUR	MATERIAL	
BILL No. 01	PRELIMINRIES	-	-	-
BILL No. 02	GROUND WORKS (TOILET BLOCK)	-	-	-
BILL No. 03	CONCRETE WORKS (TOILET BLOCK)	-	-	-
BILL No. 04	MASONRY AND PLASTERING (TOILET BLOCK)	-	-	-
BILL No. 05	ROOFING AND CEILING WORKS (TOILET BLOCK)	-	-	-
BILL No. 06	FINISHES (TOILET BLOCK)	-	-	-
BILL No. 07	PAINTING (TOILET BLOCK)	-	-	-
BILL No. 08	HYDRAULICS & DRAINAGE (TOILET BLOCK)	-	-	-
BILL No. 09	ELECTRICAL INSTALLATION (TOILET BLOCK)	-	-	-
BILL No. 10	DOORS AND WINDOWS (TOILET BLOCK)	-	-	-
BILL No. 11	MAIN PATHWAY	-	-	-
BILL No. 12	ZONE-1A (LEISURE AREA)	-	-	-
BILL No. 13	ZONE-1B (LEISURE AREA)	-	-	-
BILL No. 14	ZONE-2 (RECREATION AREA)	-	-	-
BILL No. 15	ZONE-3 (KIDS AREA)	-	-	-
BILL No. 16	ZONE-4 (SKATE AREA)	-	-	-
BILL No. 17	ZONE-5 (MOUND AREA)	-	-	-
BILL No. 18	ZONE-6 (GREEN POCKET A AREA)	-	-	-
BILL No. 19	ZONE-7A (GREEN POCKET 1 AREA)	-	-	-
BILL No. 20	ZONE-7B (GREEN POCKET 2 AREA)	-	-	-
BILL No. 21	ZONE-7C (GREEN POCKET 3 AREA)	-	-	-
BILL No. 22	CONTENGENCIES (For materials not covered in the BOQ to complete the items)		-	-
TOTAL OF SUMMARY OF BILLS		-	-	-
GST 8%				0.00
TOTAL AMOUNT				0.00

ITEM	DESCRIPTION	UNIT	QTY	LABOUR		MATERIAL		
				RATE	TOTAL	RATE	TOTAL	
	<u>BILL No: 01</u> <u>PRELIMINRIES</u>							
1.1	<u>GENERAL NOTES</u>							
	Abbreviations							
	LS - Lump Sum							
	No - numbers							
	m ³ - cubic metre							
	m ² - square metre							
	LM - Linear metre							
	t - tonnes							
	incl - including							
	mm - millimetre							
	SS - Stainless Steel							
	GI - Galvanised Iron							
	Notes							
1.2	<u>SITE MANAGEMENT COSTS</u>							
1.2.1	Allow for all on and off site management cost including Mobilization and Demobilization upon completion of the project	LS	1.00		-		-	
1.3	<u>SERVICES AND FACILITIES</u>							
1.3.1	Allow provision for such as scaffolding, props, and fuel required till the completion of the project, (water, power supply, lighting provided by Client)and fuel required till the completion of the project	LS	1.00		-		-	
1.4	<u>SITE CLEANING</u>							
1.4.1	Cleaning site before handing over	LS	1.00		-		-	
TOTAL OF BILL No:01 - Carried over to summary						-		-
	<u>BILL No: 02</u> <u>GROUND WORKS (TOILET BLOCK)</u>							
2.0	<u>GENERAL</u>							
	Rates shall include for : leveling.. Grading, trimming, compacting to faces of excavation, keep sides plumb, backfilling, consolidating and disposing surplus soil.							
2.1	<u>SITE CLEARING</u>							

ITEM	DESCRIPTION	UNIT	QTY	LABOUR		MATERIAL	
				RATE	TOTAL	RATE	TOTAL
2.1.1	Clear the area of site from rubbish and vegetable matters, stumps, roots. Demolition shall be included (if any)	LS	1.00		-		-
2.2	<u>EXCAVATION</u>						
	Excavation quantities are measured to the faces of concrete members. Rates shall include for all additional excavation required to place the formwork and backfill and compaction. Rates shall also include transporting surplus soil away from the site to where directed by the Client's representative						
2.2.1	Excavation for Pads and Ground Beams	m ³	7.91		-		-
2.3	<u>FILLING</u>						
	Rates shall include for : leveling,. Grading, trimming, compacting						
2.3.1	Earthfilling under ground floor slab, Screed as shown in the drawing.	m ³	1.96		-		-
2.4	<u>WATER PROOFING MEMBERANE UNDER GROUND</u>						
	Rates shall incl. For dressing around & sealing etc.						
2.4.1	Polythene damp proof membrane (500gauge) laid under blinding layer, Ground beam and floor concrete	m ²	33.60		-		-
2.4.2	Water proof membrane to sides of pads, beams and walls below ground level	m ²	84.21		-		-
TOTAL OF BILL No:02 - Carried over to summary					-		-
	<u>BILL No: 03</u>						
	<u>CONCRETE WORKS & WATER PROOFING (TOILET BLOCK)</u>						
3.1	<u>GENERAL</u>						
	Rates shall include for : placing in position; making good after removal of formwork and casting in all required items; additional concrete required to conform to structural and excavated tolerances.						
	Grade 15 for blinding Grade 25-30, w/c ratio < 0.60, cement OPC to BS 12 for all structural concrete unless otherwise stated						
3.2	<u>LEAN CONCRETE</u>						
	Quantity is measured to the edges or concrete foundation members. (mix ratio; 1:2:6)						
3.2.1	50mm thick lean concrete to bottom of Foundation & Ground Beams	m ³	0.47		-		-

ITEM	DESCRIPTION	UNIT	QTY	LABOUR		MATERIAL	
				RATE	TOTAL	RATE	TOTAL
3.3	<u>REINFORCED CONCRETE</u>						
	Quantities are measured to the edges of concrete members. (mix ratio; 1:2:3)						
	Rates shall include: Formwork and Reinforcement as required						
3.3.1	<u>Foundation Beams</u>						
3.3.1.1	Concrete	m ³	2.33		-		-
3.3.1.2	Form work	m ²	18.63		-		-
	Reinforcement						
3.3.1.3	Bars 12mm	nos	49.00		-		-
3.3.1.4	Bars 06mm	nos	41.00		-		-
3.3.2	<u>COLUMNS</u>						
3.3.2.1	<u>Columns - Up to ROOF</u>						
3.3.2.1.1	Concrete	m ³	0.70		-		-
3.3.2.1.7	Form work	m ²	18.72		-		-
	Reinforcement						
3.3.2.1.8	Bars 10mm	nos	2.00		-		-
3.3.2.1.9	Bars 06mm	nos	8.00		-		-
3.3.4	<u>Lintel Beams</u>						
3.3.4.1	Concrete	m ³	0.68		-		-
3.3.4.2	Form work	m ²	9.01		-		-
	Reinforcement						
3.3.4.3	Bars 10mm	nos	22.00		-		-
3.3.4.4	Bars 06mm	nos	13.00		-		-
3.3.5	<u>ROOF Beams</u>						
3.3.5.1	<u>GF</u>						
3.3.5.1.1	Concrete	m ³	0.34		-		-
3.3.5.1.2	Form work	m ²	4.50		-		-
	Reinforcement						
3.3.5.1.3	Bars 10mm	nos	10.00		-		-
3.3.5.1.4	Bars 06mm	nos	7.00		-		-

ITEM	DESCRIPTION	UNIT	QTY	LABOUR		MATERIAL	
				RATE	TOTAL	RATE	TOTAL
3.3.7	WATER PROOFING OVER GROUND						
3.3.7.1	Apply 'MASTERSEAL 550' chemical or eqialent to Toilets area Floor & Wall up 300mm height in accordance with the specifications and manufacturer's instructions						
3.3.7.1.1	Water proofing area - GF	m ²	18.71		-		-
TOTAL OF BILL No:03 - Carried over to summary						-	-
	<u>BILL No: 04</u> <u>MASONRY AND PLASTERING (TOILET BLOCK)</u>						
	<u>GENERAL</u> Rates shall include for: all cleaning out cavities, forming rebated reveals and pointing and cleaning down to reveals where necessary; fractional size blocks, all necessary machine cutting, cutting or forming chases or edges of cutting or leaving holes and openings, as recesses for and building in pipes, conduits, sleeves and similar as required for all trades, leaving surfaces rough or raking out joints for plastering and flashings, bedding frames or plates, building in joists, bearers or similar, temporary supports to openings, templates, reinforcement in walls and for all necessary making good.						
4.1	<u>SOLID MASONRY WALLS</u>						
4.1.1	<u>UNDER GROUND (Up to FFL)</u>						
4.1.1.1	150mm thick masonry walls (mix ratio; 1:4)	m ²	21.66		-		-
4.2	<u>EXTERNAL MASONRY WALLS</u>						
4.2.1	<u>GROUND FLOOR</u>						
4.2.1.1	150mm thick masonry walls (mix ratio; 1:4)	m ²	45.16		-		-
4.3	<u>INTERNAL MASONRY WALLS</u>						
4.3.1	<u>GROUND FLOOR</u>						
4.3.1.1	150mm thick masonry walls (mix ratio; 1:4)	m ²	15.19		-		-
4.4	<u>PLASTERING EXTERNAL</u>						
	20mm cement plastering on external walls and concrete surfaces with 1:4 Cement mortar mix as specified incl. wire mesh at joints of concrete surfaces and walls (first, second coats).						

ITEM	DESCRIPTION	UNIT	QTY	LABOUR		MATERIAL		
				RATE	TOTAL	RATE	TOTAL	
4.4.1	WALL							
4.4.1.0	<u>WALL -Up to GL (UG)</u>							
4.4.1.0.1	Cement plastering as specified masonry walls (ratio; 1:4)	m ²	35.72		-		-	
4.4.1.1	<u>WALL, COLUMN, BEAM - Up to Roof</u>							
4.4.1.1.1	Cement plastering as specified (ratio; 1:4)	m ²	54.02		-		-	
4.5	<u>PLASTERING INTERNAL</u>							
	a) 12mm cement plastering on internal walls and concrete surfaces with 1:5 Cement mortar mix as specified incl. wire mesh at joints of concrete surfaces and walls (one coat).							
	b) Height of plastering - wall & column (no beam plastering) up to bottom of beam where Gypsum board ceiling to be fixed and wall, column, beam up to soffit for other area.							
4.5.1	<u>WALL, COLUMN, BEAM</u>							
4.5.1.1	<u>WALL, COLUMN, BEAM - Up to Roof</u>							
4.5.1.1.1	Cement plastering as specified (ratio; 1:5)	m ²	84.10		-		-	
4.6	<u>FLOORING</u>							
4.6.1	<u>GF</u>							
4.6.1.1	50mm thick Cement Sand Screed (mix ratio; 1:4) - GF	m ²	24.30		-		-	
4.6.1.5	4.5mm thick PVC mesh reinforcement of 25mmx25mm grid	m ²	24.30		-		-	
4.6.2	<u>GF</u>							
4.6.2.1	25mm thick cement screed (mix ratio; 1:4) - GF	m ²	24.30		-		-	
TOTAL OF BILL No:04 - Carried over to summary						-		-
<u>BILL No: 05</u>								
<u>ROOFING AND CEILING WORKS (TOILET BLOCK)</u>								
<u>GENERAL</u>								
Rates shall include for: plant, tools, bolts, nuts, washers, nail, screws, preservative paint and any other related items not in the List of Material.								
(a) Rates shall include for: fair edges, dressing over angle fillets, turning into grooves, all other labors, circular edges, nails, screws and other fixings and laps								

ITEM	DESCRIPTION	UNIT	QTY	LABOUR		MATERIAL	
				RATE	TOTAL	RATE	TOTAL
	(b) Rates shall include for: all fabrication work, welding, marking, drilling for bolts including those securing timbers, steel plates, bolts, nuts and any type of washer, riveted work, counter sinking and tapping for bolts or machine screws.						
	(c) Rates shall include for all painting and finishing as specified						
	(d) Rates shall include for fabrication and erection and temporary supports and fixing into position						
	Fabrication and install the Trusses including all necessary paints specified in the specification.						
5.1	<u>ROOFING FRAME WORKS</u>						
5.1.1	Timber Rafter (50x150mm)	m	54.00		-		-
5.1.2	Timber Purlin (50x50mm)	m	59.85		-		-
5.2	<u>ROOF COVERING</u>						
5.2.1	Supply and installation Lysaght Roofing Sheets as per the Manufacturer's specification.	m ²	34.00		-		-
5.2.2	50mm thick single sided glass wool insulation.	m ²	34.00		-		-
5.2.3	PVC net to place 50mm thick single sided glass wool insulation.	m ²	34.00		-		-
5.2.4	Fixing of 25x250mm timber fascia board finished with matte blue emulsion paint.	m	25.00		-		-
5.2.5	Fixing of Lysaght flashing	mts	16.35		-		-
5.2.6	Fixing of Lysaght gutter (200x200mm)	mts	8.55		-		-
5.2.7	Gutter Brackets for 200mm width Gutter	nos	15.00		-		-
5.2.8	Gutter End for 200mm width Gutter	nos	2.00		-		-
	<u>GUTTER PIPE</u>						
5.2.9	Fixing of 75mm dia. PVC down pipes, with all accessories as required	LS	1.00		-		-
5.3	<u>EXTERIOR CEILING</u>						
	Rates shall include for: all fabrications, fixings, temporary supports, grooves, cuttings etc.						
5.3.1	Cement Board ceiling with timber Framing @ 600 c/c and with application of wood primer	m ²	14.22		-		-
5.4	<u>INTERIOR CEILING - Gypsum board</u>						
	Rates shall include for: all fabrications, fixings, temporary supports, grooves, cuttings etc.						
5.4.1	Internal area Area						

ITEM	DESCRIPTION	UNIT	QTY	LABOUR		MATERIAL	
				RATE	TOTAL	RATE	TOTAL
5.4.1.1	Gypsum Board ceiling with timber Framing @ 600 c/c and with application of wood primer	m ²	14.70		-		-
TOTAL OF BILL No:05 - Carried over to summary						-	-
<u>BILL No: 06</u>							
<u>FINISHES (TOILET BLOCK)</u>							
	Rates shall include for: all cleaning out cavities, forming rebated reveals and pointing and cleaning down to reveals where necessary; fractional size blocks, all necessary machine cutting, cutting or forming chases or edges of cutting or leaving holes and openings, as recesses for and building in pipes, conduits, sleeves and similar as required for all trades, leaving surfaces rough or raking out joints for plastering and flashings, bedding frames or plates, building in joists, bearers or similar, temporary supports to openings, templates, reinforcement in walls and for all necessary making good.						
6.1	TILING						
	Rates shall include for: fixing, bedding, grouting, and pointing materials; making good around pipes sanitary fixtures and similar; cleaning down and polishing						
6.1.1	<u>FLOOR TILING</u>						
6.1.1.1	<u>Ceramic Floor Tile</u>						
6.1.1.1.1	Ceramic Floor Tiles laid on the outdoor floor area	m ²	9.60		-		-
6.1.2	<u>TILE SKIRTING</u>						
6.1.2.1	<u>Ceramic Tile Skirting - GF</u>						
6.1.2.1.1	100mm height Ceramic Skirting Tiles laid on the wall of outdoor entrance	m	18.00		-		-
6.1.3	<u>FLOOR TILING (INTERNAL AREA)</u>						
6.1.3.1	<u>Non Skid ceramic Floor Tiles</u>						
6.1.3.1.1	Non Skid ceramic Floor Tiles laid on Internal floor area , as required	m ²	14.70		-		-
6.1.4	<u>WALL TILING</u>						
6.1.4.1	<u>Ceramic Wall Tiles</u>						
6.1.4.1.1	Wall Tiles laid on Internal area as required (up to- 2.65m)	m ²	63.53		-		-
TOTAL OF BILL No:06 - Carried over to summary						-	-

ITEM	DESCRIPTION	UNIT	QTY	LABOUR		MATERIAL		
				RATE	TOTAL	RATE	TOTAL	
	<u>BILL No: 07</u> <u>PAINING (TOILET BLOCK)</u>							
	(a)One undercoat and two coats of exterior emulsion paint on exterior surfaces of masonry walls							
	(b) One coat of wall sealer and two coats of semi-gloss emulsion paint on interior surfaces of masonry walls and under concrete slab, after making good with application of wall putty							
7.1	<u>PAINING EXTERNAL WALLS , BEAMS, COLUMNS</u>							
7.1.1	Exterior surfaces (Wall, Column, Beam)							
7.1.1.1	Exterior surfaces Area	m ²	54.02		-		-	
7.2	<u>PAINING INTERNAL WALLS, BEAMS, COLUMNS</u>							
7.2.1	Interior surfaces (Wall, Column, Beam)							
7.2.1.1	Interior surfaces Area	m ²	20.57		-		-	
7.3	<u>PAINING INTERIOR & EXTERIOR CEILING</u>							
7.3.1	Interior (Wash area)							
7.3.1.1	Interior area -							
7.3.1.1.1	Interior (Wash area)	m ²	14.70		-		-	
7.3.2	Exterior Ceiling area							
7.3.2.1	<u>Exterior Ceiling area</u>							
7.3.2.1.1	Exterior ceiling area	m ²	14.22		-		-	
TOTAL OF BILL No:07 - Carried over to summary						-		-
	<u>BILL No: 08</u> <u>HYDRAULICS & DRAINAGE (TOILET BLOCK)</u> <u>GENERAL</u>							
	(a) Rates shall include for: sockets, running joints, connectors, elbows, junctions, reducers, expansion joints; backnuts and similar; incidental fittings, clips, saddles, brackets, straps, hangers, screws, nails and fixing complete, including cutting and forming holes; excavating, laying pipes and backfilling trenches							

ITEM	DESCRIPTION	UNIT	QTY	LABOUR		MATERIAL	
				RATE	TOTAL	RATE	TOTAL
	(b) Contractors shall provide all plumbing work within the site boundaries. Plumbing work that may be required to carry outside the site boundaries are not included under this Contract.						
	(c) Pipes, Elbows bends sockets, faucets, valve sockets brackets, flush pipes, overflows, plugs and washers etc. to complete the works shall be supplied by the Contractor						
8.1	<u>PLUMBING WORK</u>						
8.1.1	Complete construction of supply water pipework including all pipework, fittings, valves, connection to Main Supply (MS) network etc.	Item	1.00		-		-
8.1.2	Complete construction of discharge pipework , work including all pipework, vent pipework, fittings, valves, inspection chambers etc. to complete the works shall be supplied by the Contractor.	Item	1.00		-		-
8.1.3	Discharge pipe Connecting to MWSC/Council sewer mains	Item	1.00		-		-
8.1.4	Supply and fixing MWSC fresh water mains	Item	1.00		-		-
8.2	<u>SANITARY FIXTURES & ACCESSORIES</u>						
	Sanitary fixtures complete shall provide with all fittings, brackets flush pipes, overflows and washers, elbows, bends, etc. as necessary to complete the job.						
	All toilet fittings shall be "Cotto" or equivalent - chrome plated						
	All toilet fixtures shall be "Cotto" or equivalent brand.						
	All piping shall be of UPVC						
	All kitchen sinks shall be of SS type with chrome plated taps.						
	All water pumps shall be of "Davie Jet" brand or equivalent.						
8.2.1	Water closet complete set	nos	3.00		-		-
8.2.2	Connecting hose -1/2"	nos	3.00		-		-
8.2.3	Muslim showers	nos	3.00		-		-
8.2.4	Angle Valve -1/2"	nos	6.00		-		-
8.2.5	Paper holder	nos	3.00		-		-
8.2.6	Wash Basins complete set	nos	4.00		-		-
8.2.7	Connecting hose -1/2"	nos	4.00		-		-
8.2.8	Basin taps	nos	4.00		-		-
8.2.9	Angle Valve -1/2"	nos	4.00		-		-
8.2.10	Plug waste for basin -1 1/4"	nos	4.00		-		-
8.2.11	Basin bottle Trap	nos	4.00		-		-
8.2.12	Mirror units	nos	4.00		-		-

ITEM	DESCRIPTION	UNIT	QTY	LABOUR		MATERIAL		
				RATE	TOTAL	RATE	TOTAL	
8.2.13	Water taps	nos	1.00		-		-	
8.2.14	Floor drain	nos	4.00		-		-	
8.2.15	Gate Valve -1"	nos	1.00		-		-	
8.2.16	Ball Valve - 1/2"	nos	3.00		-		-	
8.3	<u>INSPECTION CHAMBER & GREASE TRAP</u>							
8.3.1	Constructing Inspection Chamber of required size with all provisions to connect pipelines as per drawing.	Item	1.00		-		-	
TOTAL OF BILL No: 08 - Carried over to summary						-		-
	<u>BILL No: 09</u>							
	<u>ELECTRICAL INSTALLATION (TOILET BLOCK)</u>							
9.0	<u>GENERAL</u>							
	(a) Rates shall include for: screws, nails, bolts, nuts, standard cable fixing or supporting clips, brackets, straps, rivets, plugs and all incidental accessories							
	(b) Rates for work in trench shall include for: excavation, maintaining faces of excavations, backfilling, compaction, appropriate cable covers, warning tape and disposal of surplus spoil							
	(c) Rates for electrical isolators, conduits, fittings, equipment and similar items shall include for: all fixings to various building surfaces							
	(d) A light fixture is measured as one point; switches end of wire is not included in the quantity.							
	(e) A fan is measured as one point; fan controller end of wire is not included in the quantity.							
	(f) A point wiring for power points is measured (regardless of 1 gang, 2 gang ect) as one point for each socket outlet; other end of wire is not included in the quantity							
	(g) Rates shall include for supply and complete installation							
	(h) Contractor shall provide all cabling, wiring, conduits, etc. outside the site boundaries are not included under this Contract.							
9.1	<u>MAIN CONNECTION</u>							
9.1.1	Allow for a single phase main connection Transformer / Road DB	LS	1.00		-		-	
9.2	<u>ELECTRICAL BOARDS</u>							
	Complete installation, including for all cabling, wiring, connections, earthing, painting, testing and similar of:							

ITEM	DESCRIPTION	UNIT	QTY	LABOUR		MATERIAL		
				RATE	TOTAL	RATE	TOTAL	
9.2.1	Distribution board with all necessary accessories to complete the job.	nos	1.00		-		-	
9.3	<u>ELECTRICAL WIRING</u>							
	Complete wiring with copper conductors cable in conductor cable in conduits in walls and in casing on soffits of slab as similar of:							
9.3.1	Wiring to light fixtures, fans	points	14.00		-		-	
9.3.2	Wiring to power points	points	6.00		-		-	
9.3.3	Cabling to Distribution boards	points	1.00		-		-	
9.4	<u>LIGHT AND SWITCHES AND SOCKET OUTLETS</u>							
9.4.1	<u>LIGHTS</u>							
9.4.1.1	Ceiling recessed light -18W	nos	10.00		-		-	
9.4.1.2	Emergency Light	nos	4.00		-		-	
9.4.2	<u>SWITCHES - Clipsal or Equivalent</u>							
9.4.2.1	One way (1 Gang) Switch	nos	3.00		-		-	
9.4.2.2	One way (2 Gang) Switch	nos	1.00		-		-	
9.4.3	<u>SOCKET OUTLETS - Clipsal or Equivalent</u>							
9.4.3.1	1x13A socket outlets	nos	2.00		-		-	
9.4.3.2	2x13A socket outlets	nos	2.00		-		-	
9.4.3.3	2x13A socket outlets (Water proof)	nos	2.00		-		-	
9.5	<u>AIRCONDITIONING & VENTILATION</u>							
9.5.1	Supply and installation of 100 CMH Online Exhaust fan with 150x150mm internal exhaust grill.	nos	4.00		-		-	
9.6	<u>FIRE FIGHTING SYSTEM</u>							
9.6.1	Supply and Installation of CO2(2kg)	Nos.	2.00		-		-	
9.6.2	Supply and Installation of Dry Chemical Powder(9kg) as per detailed drawing	Nos.	1.00		-		-	
TOTAL OF BILL No:09 - Carried over to summary						-		-

ITEM	DESCRIPTION	UNIT	QTY	LABOUR		MATERIAL	
				RATE	TOTAL	RATE	TOTAL
	<u>BILL No: 10</u> <u>DOORS AND WINDOWS (TOILET BLOCK)</u>						
10.1	<u>GENERAL</u>						
	(a) Rates shall include for: Locks, hinges, Latches, screws, nails, bolts, nuts, all labour and material as required with all incidental accessories						
10.2	<u>EXTERNAL & INTERNAL</u>	AREA (m2)	NOS.				
10.2.1	D1	2.4725	1.00		-		-
10.2.2	D2	1.505	4.00		-		-
10.2.3	W1	1.4625	1.00		-		-
10.2.4	W2	1.82	1.00		-		-
10.2.5	W3	1.3	1.00		-		-
10.2.6	W4	0.2625	4.00		-		-
10.2.7	W5	0.85	2.00		-		-
TOTAL OF BILL No:10 - Carried over to summary					-		-
	<u>BILL No: 11</u> <u>MAIN PATHWAY</u>						
11.0	<u>GENERAL</u>						
	Rates shall include for: all cleaning out cavities, forming rebated reveals and pointing and cleaning down to reveals where necessary; fractional size blocks, all necessary machine cutting, cutting or forming chases or edges of cutting.						
11.1	<u>MAIN PATHWAY</u>						
	Supply and Paving of Cobblestone for mainpathway as per finish schedule						
11.1.1	Pathway area	m2	513.00		-		-
TOTAL OF BILL No:11 - Carried over to summary					-		-
	<u>BILL No: 12</u> <u>ZONE-1A (LEISURE AREA)</u>						
12.1	<u>GENERAL</u>						

ITEM	DESCRIPTION	UNIT	QTY	LABOUR		MATERIAL	
				RATE	TOTAL	RATE	TOTAL
	Rates shall include for : placing in position; making good after removal of formwork and casting in all required items; additional concrete required to conform to structural and excavated tolerances.						
	Grade 15 for blinding Grade 25-30, w/c ratio < 0.60, cement OPC to BS 12 for all structural concrete unless otherwise stated						
12.2	<u>LEAN CONCRETE (for Curbstone)</u>						
	Quantity is measured to the edges or concrete foundation members. (mix ratio; 1:2:6)						
	75mm thick lean concrete to all type of curbstones as per detailed drawing.						
12.2.1	For curb A	m	91.00		-		-
12.2.2	For curb B	m	58.50		-		-
12.3	<u>CURBSTONE WORK</u>						
	Quantities are measured to the edges of concrete members. (mix ratio; 1:2:3)						
	Rates shall include: Formwork and Reinforcement as per detailed drawing						
12.3.1	Curb A (Height - 400mm, Width- 125mm)	m	91.00		-		-
12.3.2	Curb B (Height - 300mm, Width- 100mm)	m	58.50		-		-
12.4	<u>SEATING</u>						
	Supply and fixing of seating as follows as per detailed drawing and manufacturer's instructions.						
12.4.1	Seating A	Nos.	3.00		-		-
12.4.2	Seating B	Nos.	1.00		-		-
12.5	<u>HEADGE WORK</u>						
	Supply and fixing of headge as per drawing.						
12.5.1	Headge work area (19m2)	Item	1.00		-		-
12.6	<u>EQUIPMENTS</u>						
	Supply and fixing of equipments as follows as per detailed drawing and manufacturer's instructions.						
12.6.1	Equipment A	Nos.	1.00		-		-
12.7	<u>FLOOR FINISHES</u>						

ITEM	DESCRIPTION	UNIT	QTY	LABOUR		MATERIAL	
				RATE	TOTAL	RATE	TOTAL
	Complete floor finishes as per drawing and manufacturer's instructions.						
12.7.1	LAWN flooring area	m2	368.00		-		-
12.8	<u>TWO WHEEL PARKING</u>						
	Supply and Paving of cement blocks for the parking as per finish schedule.						
12.8.1	Cement blocks(300x300x100mm) Paving area	m2	26.70		-		-
TOTAL OF BILL No:12 - Carried over to summary					-		-
	<u>BILL No: 13</u> <u>ZONE-1B (LEISURE AREA)</u>						
13.1	<u>GENERAL</u>						
	Rates shall include for : placing in position; making good after removal of formwork and casting in all required items; additional concrete required to conform to structural and excavated tolerances.						
	Grade 15 for blinding Grade 25-30, w/c ratio < 0.60, cement OPC to BS 12 for all structural concrete unless otherwise stated						
13.2	<u>LEAN CONCRETE (for Curbstone)</u>						
	Quantity is measured to the edges or concrete foundation members. (mix ratio; 1:2:6)						
	75mm thick lean concrete to all type of curbstones as per detailed drawing.						
13.2.1	For curb A	m	60.00		-		-
13.2.2	For curb B	m	28.00		-		-
13.3	<u>CURBSTONE WORK</u>						
	Quantities are measured to the edges of concrete members. (mix ratio; 1:2:3)						
	Rates shall include: Formwork and Reinforcement as per detailed drawing						
13.3.1	Curb A (Height - 400mm, Width- 125mm)	m	60.00		-		-
13.3.2	Curb B (Height - 300mm, Width- 100mm)	m	28.00		-		-
13.4	<u>SEATING</u>						
	Supply and fixing of seating as follows as per detailed drawing and manufacturer's instructions.						
13.4.1	Seating B	Nos.	2.00		-		-

ITEM	DESCRIPTION	UNIT	QTY	LABOUR		MATERIAL		
				RATE	TOTAL	RATE	TOTAL	
13.5	<u>HEADGE WORK</u>							
	Supply and fixing of headge as per drawing.							
13.5.1	Headge work area (12m2)	Item	1.00		-		-	
13.6	<u>EQUIPMENTS</u>							
	Supply and fixing of equipments as follows as per detailed drawing and manufacturer's instructions.							
13.6.1	Equipment B	Nos.	1.00		-		-	
13.7	<u>FLOOR FINISHES</u>							
	Complete floor finishes as per drawing and manufacturer's instructions.							
13.7.1	LAWN flooring area	m2	193.00		-		-	
13.8	<u>CONSTRUCTION OF PERGOLA</u>							
13.8.1	Construction of a Pergola as per detailed drawing.	Item	1.00		-		-	
TOTAL OF BILL No:13 - Carried over to summary						-		-
	<u>BILL No: 14</u>							
	<u>ZONE-2 (RECREATION AREA)</u>							
14.1	<u>GENERAL</u>							
	Rates shall include for : placing in position; making good after removal of formwork and casting in all required items; additional concrete required to conform to structural and excavated tolerances.							
	Grade 15 for blinding Grade 25-30, w/c ratio < 0.60, cement OPC to BS 12 for all structural concrete unless otherwise stated							
14.2	<u>LEAN CONCRETE (for Curbstone)</u>							
	Quantity is measured to the edges or concrete foundation members. (mix ratio; 1:2:6)							
	75mm thick lean concrete to all type of curbstones as per detailed drawing.							
14.2.1	For curb A	m	106.00		-		-	
14.2.2	For curb B	m	69.00		-		-	

ITEM	DESCRIPTION	UNIT	QTY	LABOUR		MATERIAL		
				RATE	TOTAL	RATE	TOTAL	
14.3	<u>CURBSTONE WORK</u>							
	Quantities are measured to the edges of concrete members. (mix ratio; 1:2:3)							
	Rates shall include: Formwork and Reinforcement as per detailed drawing							
14.3.1	Curb A (Height - 400mm, Width- 125mm)	m	106.00		-		-	
14.3.2	Curb B (Height - 300mm, Width- 100mm)	m	69.00		-		-	
14.4	<u>SEATING</u>							
	Supply and fixing of seating as follows as per detailed drawing and manufacturer's instructions.							
14.4.1	Seating C	Nos.	1.00		-		-	
14.5	<u>HEADGE WORK</u>							
	Supply and fixing of headge as per drawing.							
14.5.1	Headge work area (22m2)	Item	1.00		-		-	
14.6	<u>FLOOR FINISHES</u>							
	Complete floor finishes as per drawing and manufacturer's instructions.							
14.6.1	EPDM flooring area	m2	550.00		-		-	
14.7	<u>PLAY SET</u>							
	Supply and fixing of Playset as follows as per detailed drawing and manufacturer's instructions.							
14.7.1	Playset A	Item	1.00		-		-	
14.7.2	Playset B	Item	1.00		-		-	
14.7.3	Playset C	Item	1.00		-		-	
14.7.4	Playset D	Item	1.00		-		-	
14.7.5	Playset E	Item	1.00		-		-	
14.7.6	Playset F	Item	1.00		-		-	
14.7.7	Playset G	Item	1.00		-		-	
TOTAL OF BILL No:14 - Carried over to summary						-		-
<u>BILL No: 15</u>								

ITEM	DESCRIPTION	UNIT	QTY	LABOUR		MATERIAL	
				RATE	TOTAL	RATE	TOTAL
	<u>ZONE-3 (KIDS AREA)</u>						
15.1	<u>GENERAL</u>						
	Rates shall include for : placing in position; making good after removal of formwork and casting in all required items; additional concrete required to conform to structural and excavated tolerances.						
	Grade 15 for blinding Grade 25-30, w/c ratio < 0.60, cement OPC to BS 12 for all structural concrete unless otherwise stated						
15.2	<u>LEAN CONCRETE (for Curbstone)</u>						
	Quantity is measured to the edges or concrete foundation members. (mix ratio; 1:2:6)						
	75mm thick lean concrete to all type of curbstones as per detailed drawing.						
15.2.1	For curb B	m	58.00		-		-
15.3	<u>CURBSTONE WORK</u>						
	Quantities are measured to the edges of concrete members. (mix ratio; 1:2:3)						
	Rates shall include: Formwork and Reinforcement as per detailed drawing						
15.3.1	Curb B (Height - 300mm, Width- 100mm)	m	58.00		-		-
15.4	<u>SEATING</u>						
	Supply and fixing of seating as follows as per detailed drawing and manufacturer's instructions.						
15.4.1	Seating C	Nos.	1.00		-		-
15.4.2	Seating D	Nos.	1.00		-		-
15.4.3	Seating E	Nos.	1.00		-		-
15.5	<u>FLOOR FINISHES</u>						
	Complete floor finishes as per drawing and manufacturer's instructions.						
15.5.1	EPDM flooring area	m2	197.00		-		-
15.6	<u>PLAY SET</u>						
	Supply and fixing of Playset as follows as per detailed drawing and manufacturer's instructions.						
15.6.1	Playset H	Item	1.00		-		-
15.6.2	Playset I	Item	1.00		-		-

ITEM	DESCRIPTION	UNIT	QTY	LABOUR		MATERIAL		
				RATE	TOTAL	RATE	TOTAL	
15.6.3	Playset J	Item	1.00		-		-	
TOTAL OF BILL No:15 - Carried over to summary						-		-
	<u>BILL No: 16</u>							
	<u>ZONE-4 (SKATE AREA)</u>							
16.1	<u>GENERAL</u>							
	Rates shall include for : placing in position; making good after removal of formwork and casting in all required items; additional concrete required to conform to structural and excavated tolerances.							
	Grade 15 for blinding Grade 25-30, w/c ratio < 0.60, cement OPC to BS 12 for all structural concrete unless otherwise stated							
16.2	<u>LEAN CONCRETE (for Curbstone)</u>							
	Quantity is measured to the edges or concrete foundation members. (mix ratio; 1:2:6)							
	75mm thick lean concrete to all type of curbstones as per detailed drawing.							
16.2.1	For curb A	m	92.00		-		-	
16.2.2	For curb B	m	49.00		-		-	
16.3	<u>CURBSTONE WORK</u>							
	Quantities are measured to the edges of concrete members. (mix ratio; 1:2:3)							
	Rates shall include: Formwork and Reinforcement as per detailed drawing							
16.3.1	Curb A (Height - 400mm, Width- 125mm)	m	92.00		-		-	
16.3.2	Curb B (Height - 300mm, Width- 100mm)	m	49.00		-		-	
16.4	<u>SEATING</u>							
	Supply and fixing of seating as follows as per detailed drawing and manufacturer's instructions.							
16.4.1	Seating B	Nos.	1.00		-		-	
16.4.2	Seating F	Nos.	2.00		-		-	
16.5	<u>HEADGE WORK</u>							
	Supply and fixing of headge as per drawing.							
16.5.1	Headge work area (19m2)	Item	1.00		-		-	

ITEM	DESCRIPTION	UNIT	QTY	LABOUR		MATERIAL		
				RATE	TOTAL	RATE	TOTAL	
16.6	<u>EQUIPMENTS</u>							
	Supply and fixing of equipments as follows as per detailed drawing and manufacturer's instructions.							
16.6.1	Equipment C	Nos.	1.00		-		-	
16.7	<u>FLOOR FINISHES</u>							
	Complete floor finishes as per finish schedule.							
16.7.1	Non slippery Screed finishes	m2	345.00		-		-	
16.8	<u>KIOSK</u>							
16.8.1	Supply and fixing of a KIOSK as per detailed drawing.	Item	1.00		-		-	
16.9	<u>SKATING RAIL</u>							
	Supply and fixing of skating rail as per drawing.							
16.9.1	Skating rail (3m length)	Nos.	2.00		-		-	
TOTAL OF BILL No:16 - Carried over to summary						-		-
	<u>BILL No: 17</u> <u>ZONE-5 (MOUND AREA)</u>							
17.1	<u>GENERAL</u>							
	Rates shall include for : placing in position; making good after removal of formwork and casting in all required items; additional concrete required to conform to structural and excavated tolerances.							
	Grade 15 for blinding Grade 25-30, w/c ratio < 0.60, cement OPC to BS 12 for all structural concrete unless otherwise stated							
17.2	<u>LEAN CONCRETE (for Curbstone)</u>							
	Quantity is measured to the edges or concrete foundation members. (mix ratio; 1:2:6)							
	75mm thick lean concrete to all type of curbstones as per detailed drawing.							
17.2.1	For curb B	m	46.00		-		-	
17.3	<u>CURBSTONE WORK</u>							

ITEM	DESCRIPTION	UNIT	QTY	LABOUR		MATERIAL		
				RATE	TOTAL	RATE	TOTAL	
	Quantities are measured to the edges of concrete members. (mix ratio; 1:2:3)							
	Rates shall include: Formwork and Reinforcement as per detailed drawing							
17.3.1	Curb B (Height - 300mm, Width- 100mm)	m	46.00		-		-	
12.7	<u>FLOOR FINISHES</u>							
	Complete floor finishes as per drawing and manufacturer's instructions.							
12.7.1	LAWN flooring area (Mound area)	m2	137.00		-		-	
TOTAL OF BILL No:17 - Carried over to summary						-		-
	<u>BILL No: 18</u> <u>ZONE-6 (GREEN POCKET A AREA)</u>							
18.1	<u>GENERAL</u>							
	Rates shall include for : placing in position; making good after removal of formwork and casting in all required items; additional concrete required to conform to structural and excavated tolerances.							
	Grade 15 for blinding Grade 25-30, w/c ratio < 0.60, cement OPC to BS 12 for all structural concrete unless otherwise stated							
18.2	<u>LEAN CONCRETE (for Curbstone)</u>							
	Quantity is measured to the edges or concrete foundation members. (mix ratio; 1:2:6)							
	75mm thick lean concrete to all type of curbstones as per detailed drawing.							
18.2.1	For curb B	m	16.00		-		-	
18.3	<u>CURBSTONE WORK</u>							
	Quantities are measured to the edges of concrete members. (mix ratio; 1:2:3)							
	Rates shall include: Formwork and Reinforcement as per detailed drawing							
18.3.1	Curb B (Height - 300mm, Width- 100mm)	m	16.00		-		-	
18.4	<u>FLOOR FINISHES</u>							
	Complete floor finishes as per drawing and manufacturer's instructions.							
18.4.1	Green Pocket A flooring area	m2	15.30		-		-	

ITEM	DESCRIPTION	UNIT	QTY	LABOUR		MATERIAL	
				RATE	TOTAL	RATE	TOTAL
TOTAL OF BILL No:18 - Carried over to summary					-		-
	<u>BILL No: 19</u> <u>ZONE-7A (GREEN POCKET 1 AREA)</u>						
19.1	<u>GENERAL</u>						
	Rates shall include for : placing in position; making good after removal of formwork and casting in all required items; additional concrete required to conform to structural and excavated tolerances.						
	Grade 15 for blinding Grade 25-30, w/c ratio < 0.60, cement OPC to BS 12 for all structural concrete unless otherwise stated						
19.2	<u>LEAN CONCRETE (for Curbstone)</u>						
	Quantity is measured to the edges or concrete foundation members. (mix ratio; 1:2:6)						
	75mm thick lean concrete to all type of curbstones as per detailed drawing.						
19.2.1	For curb B	m	9.00		-		-
19.3	<u>CURBSTONE WORK</u>						
	Quantities are measured to the edges of concrete members. (mix ratio; 1:2:3)						
	Rates shall include: Formwork and Reinforcement as per detailed drawing						
19.3.1	Curb B (Height - 300mm, Width- 100mm)	m	9.00		-		-
19.4	<u>FLOOR FINISHES</u>						
	Complete floor finishes as per drawing and manufacturer's instructions.						
19.4.1	Green Pocket 1 flooring area	m2	4.20		-		-
TOTAL OF BILL No:19 - Carried over to summary					-		-
	<u>BILL No: 20</u> <u>ZONE-7B (GREEN POCKET 2 AREA)</u>						
20.1	<u>GENERAL</u>						
	Rates shall include for : placing in position; making good after removal of formwork and casting in all required items; additional concrete required to conform to structural and excavated tolerances.						
	Grade 15 for blinding Grade 25-30, w/c ratio < 0.60, cement OPC to BS 12 for all structural concrete unless otherwise stated						

ITEM	DESCRIPTION	UNIT	QTY	LABOUR		MATERIAL		
				RATE	TOTAL	RATE	TOTAL	
20.2	<u>LEAN CONCRETE (for Curbstone)</u>							
	Quantity is measured to the edges or concrete foundation members. (mix ratio; 1:2:6)							
	75mm thick lean concrete to all type of curbstones as per detailed drawing.							
20.2.1	For curb B	m	8.00		-		-	
20.3	<u>CURBSTONE WORK</u>							
	Quantities are measured to the edges of concrete members. (mix ratio; 1:2:3)							
	Rates shall include: Formwork and Reinforcement as per detailed drawing							
20.3.1	Curb B (Height - 300mm, Width- 100mm)	m	8.00		-		-	
20.4	<u>FLOOR FINISHES</u>							
	Complete floor finishes as per drawing and manufacturer's instructions.							
20.4.1	Green Pocket 2 flooring area	m2	2.50		-		-	
TOTAL OF BILL No:20 - Carried over to summary						-		-
	<u>BILL No: 21</u>							
	<u>ZONE-7C (GREEN POCKET 3 AREA)</u>							
21.1	<u>GENERAL</u>							
	Rates shall include for : placing in position; making good after removal of formwork and casting in all required items; additional concrete required to conform to structural and excavated tolerances.							
	Grade 15 for blinding Grade 25-30, w/c ratio < 0.60, cement OPC to BS 12 for all structural concrete unless otherwise stated							
21.2	<u>LEAN CONCRETE (for Curbstone)</u>							
	Quantity is measured to the edges or concrete foundation members. (mix ratio; 1:2:6)							
	75mm thick lean concrete to all type of curbstones as per detailed drawing.							
21.2.1	For curb B	m	6.00		-		-	
21.3	<u>CURBSTONE WORK</u>							
	Quantities are measured to the edges of concrete members. (mix ratio; 1:2:3)							

ITEM	DESCRIPTION	UNIT	QTY	LABOUR		MATERIAL		
				RATE	TOTAL	RATE	TOTAL	
	Rates shall include: Formwork and Reinforcement as per detailed drawing							
21.3.1	Curb B (Height - 300mm, Width- 100mm)	m	6.00		-		-	
21.4	<u>FLOOR FINISHES</u>							
	Complete floor finishes as per drawing and manufacturer's instructions.							
21.4.1	Green Pocket 3 flooring area	m2	1.50		-		-	
TOTAL OF BILL No:21 - Carried over to summary						-		-

PROPOSED DHIGUVAANDU PARK
D E T A I L D E S I G N

F U V A H M U L A H

ARCHITECTURAL & STRUCTURAL DRAWINGS

CLIENT: FUVAHMULAH CITY COUNCIL

NOVEMBER 2023

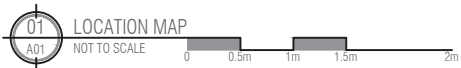
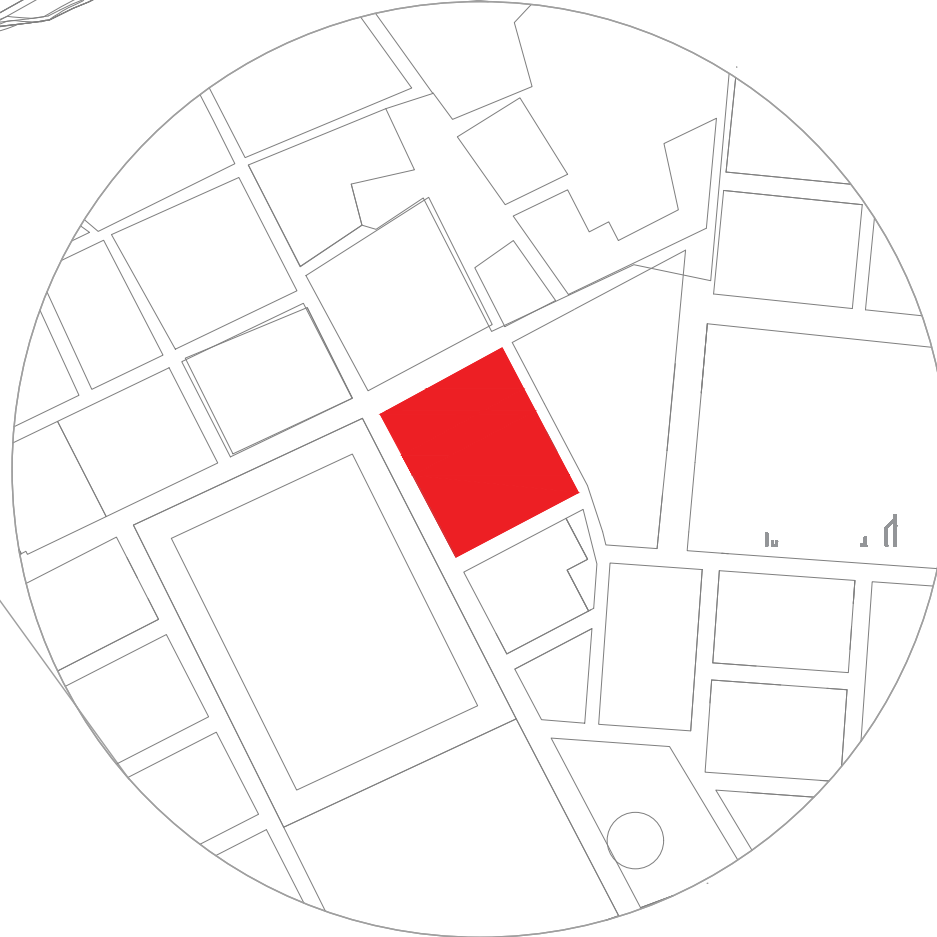


Associates Architects

S M A S S O C I A T E S A R C H I T E C T S
RIHIKURI (1ST FLOOR), NIROLHU MAGU
NEIGHBORHOOD 1, HULHUMALE'
TEL: (960) 7826260, (960)7977119
EMAIL: INFO@SMCOLLECTIVES.NET



GN. FUVAHMULAH



SM

Associates Architects

RIHIKURI (1ST FLOOR), NIROLHU MAGU
NEIGHBORHOOD 1, HULHUMALE'
TEL: (960) 7826260, (960) 7977119
EMAIL: INFO@SMCOLLECTIVES.NET

NOTES:

NO.	DESCRIPTION	DATE
A0	ISSUED FOR APPROVAL	30.04.2022

DHIGUVAANDU PARK

DETAIL DRAWINGS

Client: FUVAHMULAH CITY COUNCIL

Landscape Architect: NABATH

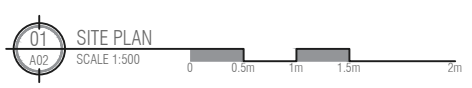

Assistant Landscape Architect: HAMRA

Drawing Title: AS SHOWN

Issue: IFA Date: NOV 2023 Pages: 56

Scale: 1:1429.5252 Paper: A4

Dwg #: AR2325-A01-REV[A0]



Associates Architects

RIHIKURI (1ST FLOOR), NIROLHU MAGU
 NEIGHBORHOOD 1, HULHUMALE'
 TEL: (960) 7826260, (960)7977119
 EMAIL: INFO@SMCOLLECTIVES.NET

NOTES:

NO.	DESCRIPTION	DATE
A0	ISSUED FOR APPROVAL	30.04.2022

DHIGUVAANDU PARK

DETAIL DRAWINGS

Client: FUVAHMULAH CITY COUNCIL

Landscape Architect: NABATH
 Assistant Landscape Architect: HAMRA

Drawing Title: AS SHOWN

Issue: IFA Date: NOV 2023 Pages: 56

Scale: 1:692.4652 Paper: A4

Dwg #: AR2325-A02-REV[A0]



LEGEND

- ZONE 1 - LEISURE AREA
- ZONE 2 - RECREATION AREA
- ZONE 3 - KIDS AREA
- ZONE 4 - SKATE AREA
- ZONE 5 - MOUND
- ZONE 6 - GREEN POCKET A
- ZONE 7 - GREEN POCKET B



Associates Architects

RIHIKURI (1ST FLOOR), NIROLHU MAGU
 NEIGHBORHOOD 1, HULHUMALE'
 TEL: (960) 7826260, (960)7977119
 EMAIL: INFO@SMCOLLECTIVES.NET

NOTES:

NO.	DESCRIPTION	DATE
A0	ISSUED FOR APPROVAL	30.04.2022

DHIGUVAANDU PARK

DETAIL DRAWINGS

Client: FUVAHMULAH CITY COUNCIL

Landscape Architect: NABATH

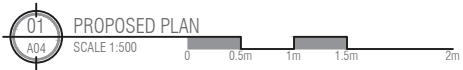
Assistant Landscape Architect: HAMRA

Drawing Title: AS SHOWN

Issue: IFA Date: NOV 2023 Pages: 56

Scale: 1:692:5542 Paper: A4

Dwg #: AR2325-A03- REV[A0]



Associates Architects

RIHIKURI (1ST FLOOR), NIROLHU MAGU
NEIGHBORHOOD 1, HULHUMALE'
TEL: (960) 7826260, (960)7977119
EMAIL: INFO@SMCOLLECTIVES.NET

NOTES:

NO.	DESCRIPTION	DATE
A0	ISSUED FOR APPROVAL	30.04.2022

DHIGUVAANDU PARK

DETAIL DRAWINGS

Client: FUVAHMULAH CITY COUNCIL

Landscape Architect: NABATH

Assistant Landscape Architect: HAMRA

Drawing Title: AS SHOWN

Issue: IFA Date: NOV 2023 Pages: 56

Scale: 1:691.1998 Paper: A4

Dwg #: AR2325-A04-REV[A0]

DHIGUVAANDU PARK
2023.04



NOTES
REFER TO DETAILS
— CURB A
— CURB B



Associates Architects

RIHIKURI (1ST FLOOR), NIROLHU MAGU
NEIGHBORHOOD 1, HULHUMALE'
TEL: (960) 7826260, (960)7977119
EMAIL: INFO@SMCOLLECTIVES.NET

NOTES:

NO.	DESCRIPTION	DATE
A0	ISSUED FOR APPROVAL	30.04.2022

DHIGUVAANDU PARK

DETAIL DRAWINGS

Client: FUVAHMULAH CITY COUNCIL

Landscape Architect: NABATH

Assistant Landscape Architect: HAMRA

Drawing Title: AS SHOWN

Issue: IFA Date: NOV 2023 Pages: 56

Scale: 1:691.4703 Paper: A4

Dwg #: AR2325-A05-REV[A0]



Associates Architects

RIHIKURI (1ST FLOOR), NIROLHU MAGU NEIGHBORHOOD 1, HULHUMALE' TEL: (960) 7826260, (960)7977119 EMAIL: INFO@SMCOLLECTIVES.NET

NOTES:

NO.	DESCRIPTION	DATE
A0	ISSUED FOR APPROVAL	30.04.2022

DHIGUVAANDU PARK

DETAIL DRAWINGS

Client: FUVAHMULAH CITY COUNCIL

Landscape Architect: NABATH

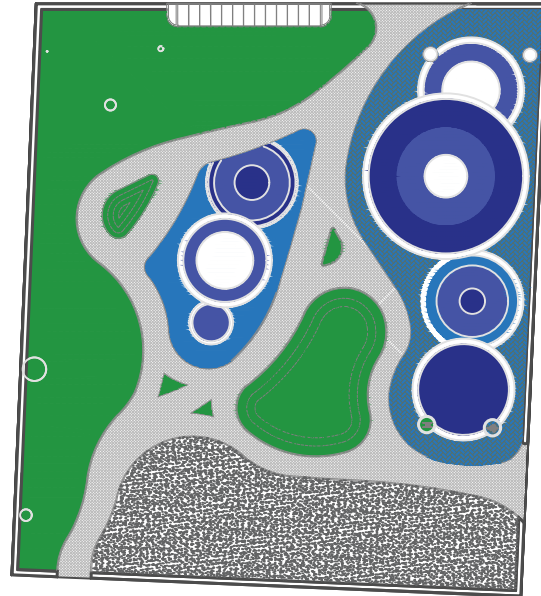
Assistant Landscape Architect: HAMRA

Drawing Title: AS SHOWN

Issue: IFA Date: NOV 2023 Pages: 56

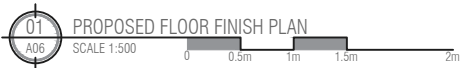
Scale: 1:689.5322 Paper: A4

Dwg #: AR2325-A06-REV[A0]



LEGEND

- FF1 - MAIN PATHWAY
- FF2 - SCREED
- FF3 - LAWN
- FF4 - EPDM
- FF5 - EPDM
- FF6 - EPDM
- FF7 - EPDM
- FF8 - EPDM






Associates Architects

RIHIKURI (1ST FLOOR), NIROLHU MAGU
NEIGHBORHOOD 1, HULHUMALE'
TEL: (960) 7826260, (960)7977119
EMAIL: INFO@SMCOLLECTIVES.NET

NOTES:



NOTES

○ SYZYGIUM CAMPANULATUM (RED LIP)
PROPOSED FOR THE HEGDES OF THE PARK

	MUNTINGIA CALABURA - JEYMU GAS
	MELIA INDICA - HITHI GAS
	KAANI GAS
	MADIMAS
	MAAVASHI GAS
	PTEROCARPUS INDICUS- OFIELEY
	DELONIX REGIA - GINI MAA
	THESPESIA POPULNEA - HIRUNDHU
	ARECA CATECHU - PALM TREE



DHIGUVAANDU PARK

DETAIL DRAWINGS

Client: FUVAHMULAH CITY COUNCIL

Landscape Architect: NABATH

Assistant Landscape Architect: HAMRA

Drawing Title: AS SHOWN

Issue: IFA Date: NOV 2023 Pages: 56

Scale: 1:691.2211 Paper: A4

Dwg #: AR2325-A07 (A)- REV[A0]



Associates Architects

RIHIKURI (1ST FLOOR), NIROLHU MAGU NEIGHBORHOOD 1, HULHUMALE'
TEL: (960) 7826260, (960)7977119
EMAIL: INFO@SMCOLLECTIVES.NET

NOTES:

NO.	DESCRIPTION	DATE
A0	ISSUED FOR APPROVAL	30.04.2022

DHIGUVAANDU PARK

DETAIL DRAWINGS

Client: FUVAHMULAH CITY COUNCIL

Landscape Architect: NABATH

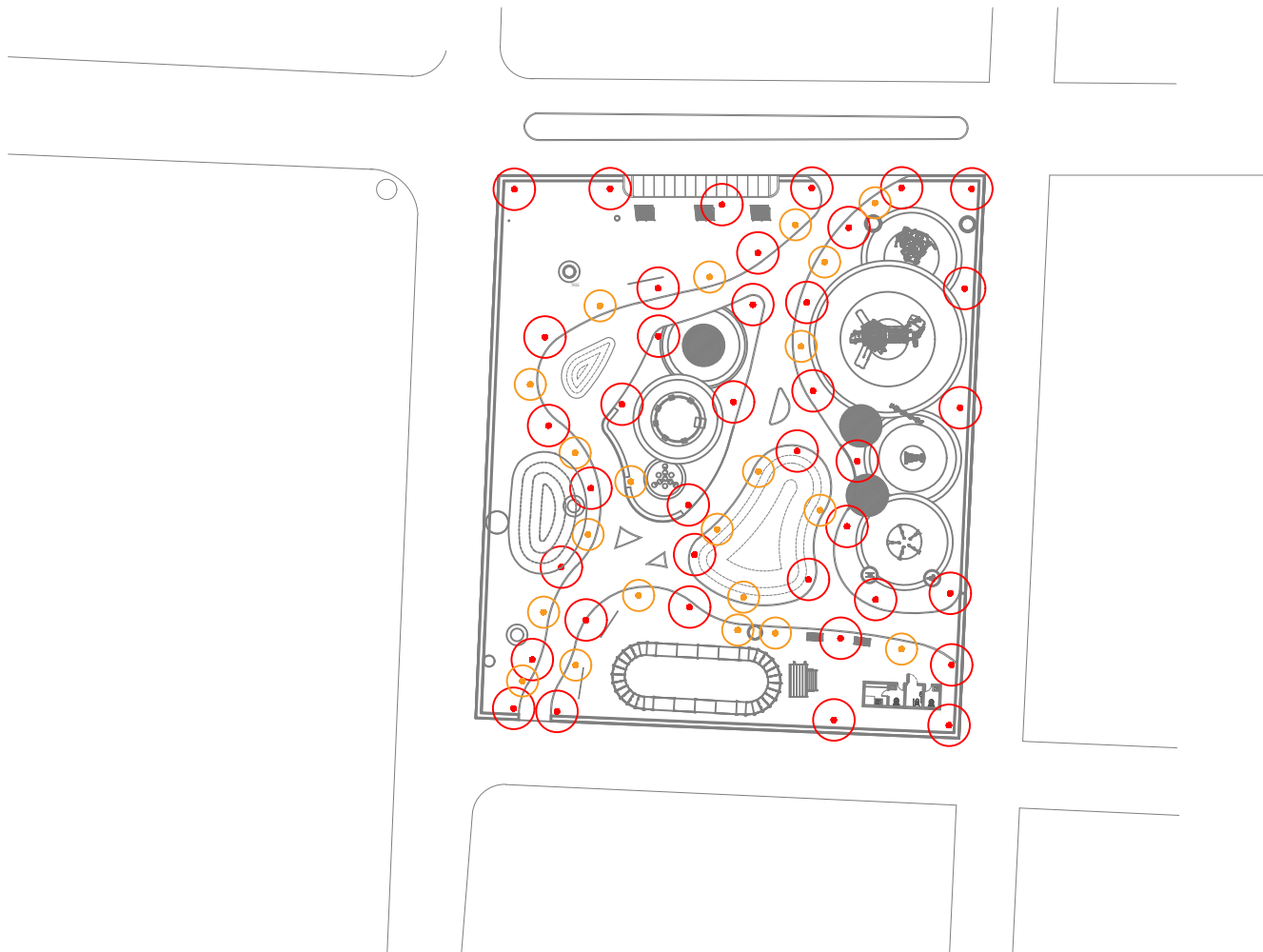
Assistant Landscape Architect: HAMRA

Drawing Title: AS SHOWN

Issue: IFA Date: NOV 2023 Pages: 56

Scale: 1:691.2212 Paper: A4

Dwg #: AR2325-A07 (B)- REV[A0]



LEGEND

- LANDSCAPE UPLIGHT
- GARDEN LIGHT

01 PROPOSED SOFTSCAPE PLAN
A07 SCALE 1:500



Associates Architects

RIHIKURI (1ST FLOOR), NIROLHU MAGU
NEIGHBORHOOD 1, HULHUMALE'
TEL: (960) 7826260, (960)7977119
EMAIL: INFO@SMCOLLECTIVES.NET

NOTES:

NO.	DESCRIPTION	DATE
A0	ISSUED FOR APPROVAL	30.04.2022

DHIGUVAANDU PARK

DETAIL DRAWINGS

Client: FUVAHMULAH CITY COUNCIL

Landscape Architect: NABATH

Assistant Landscape Architect: HAMRA

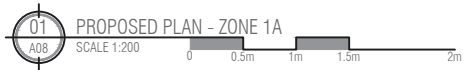
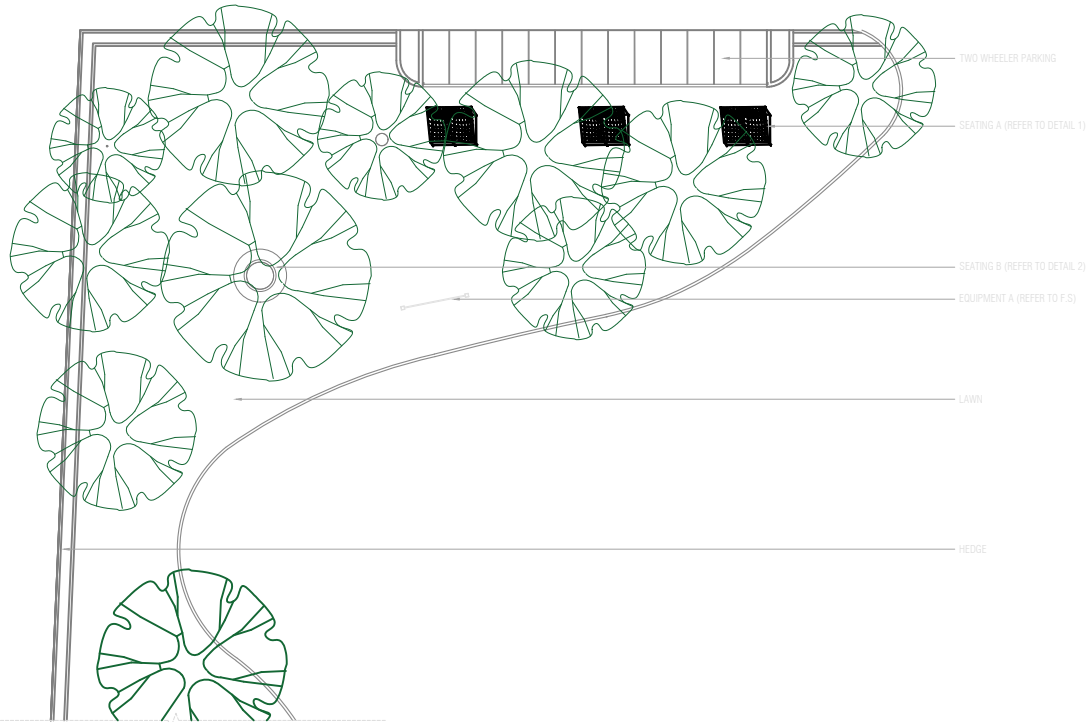
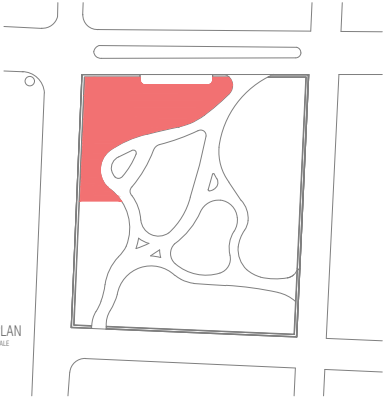
Drawing Title: AS SHOWN

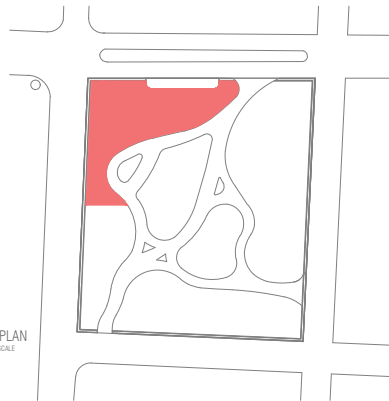
Issue: IFA Date: NOV 2023 Pages: 56

Scale: 1:285.6723 Paper: A4

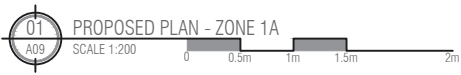
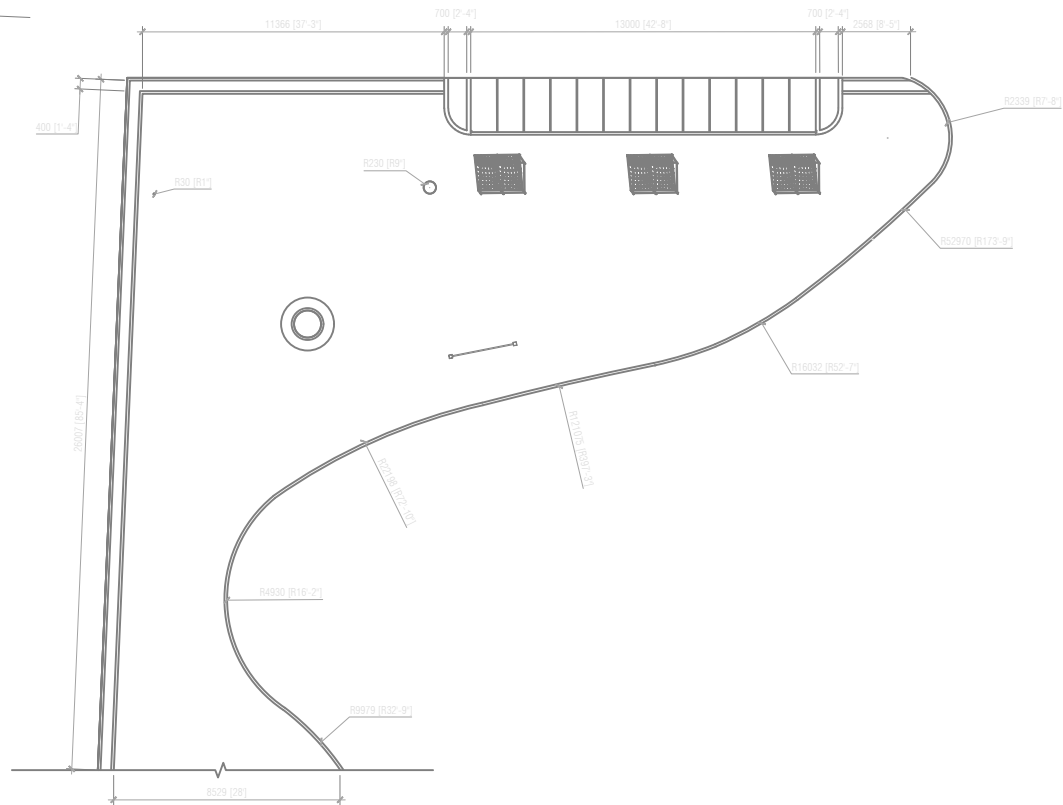
Dwg #: AR2325-A08-REV[A0]

KEY PLAN
NOT TO SCALE





KEY PLAN
NOT TO SCALE



Associates Architects

RIHIKURI (1ST FLOOR), NIROLHU MAGU
NEIGHBORHOOD 1, HULHUMALE'
TEL: (960) 7826260, (960)7977119
EMAIL: INFO@SMCOLLECTIVES.NET

NOTES:

NO.	DESCRIPTION	DATE
A0	ISSUED FOR APPROVAL	30.04.2022

DHIGUVAANDU PARK

DETAIL DRAWINGS

Client: FUVAHMULAH CITY COUNCIL

Landscape Architect: NABATH
Assistant Landscape Architect: HAMRA

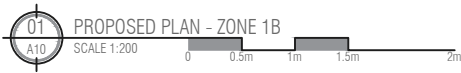
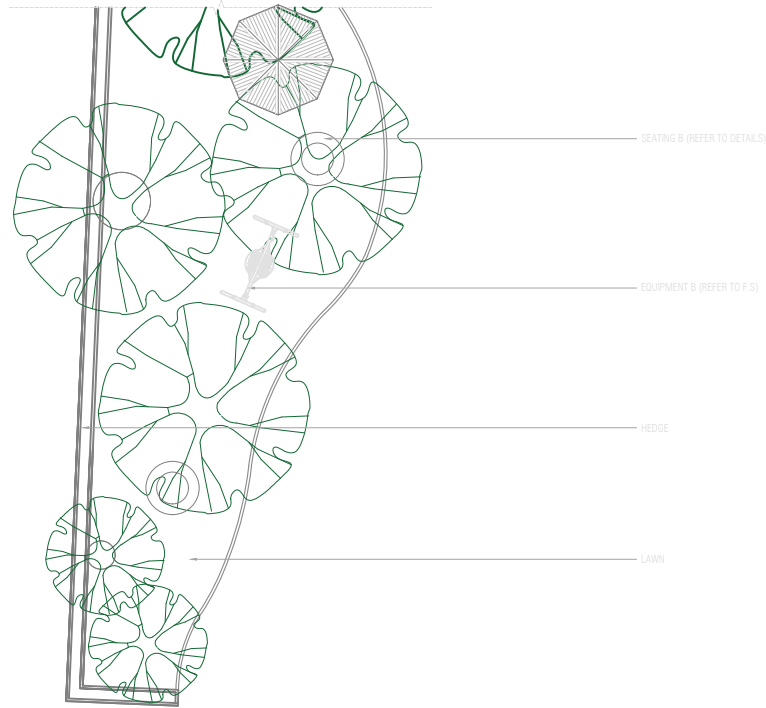
Drawing Title: AS SHOWN

Issue: IFA Date: NOV 2023 Pages: 56

Scale: 1:284.8586 Paper: A4

Dwg #: AR2325-A09- REV[A0]

KEY PLAN
NOT TO SCALE



Associates Architects

RIHIKURI (1ST FLOOR), NIROLHU MAGU
NEIGHBORHOOD 1, HULHUMALE'
TEL: (960) 7826260, (960)7977119
EMAIL: INFO@SMCOLLECTIVES.NET

NOTES:

NO.	DESCRIPTION	DATE
A0	ISSUED FOR APPROVAL	30.04.2022

DHIGUVAANDU PARK DETAIL DRAWINGS

Client: FUVAHMULAH CITY COUNCIL

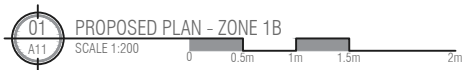
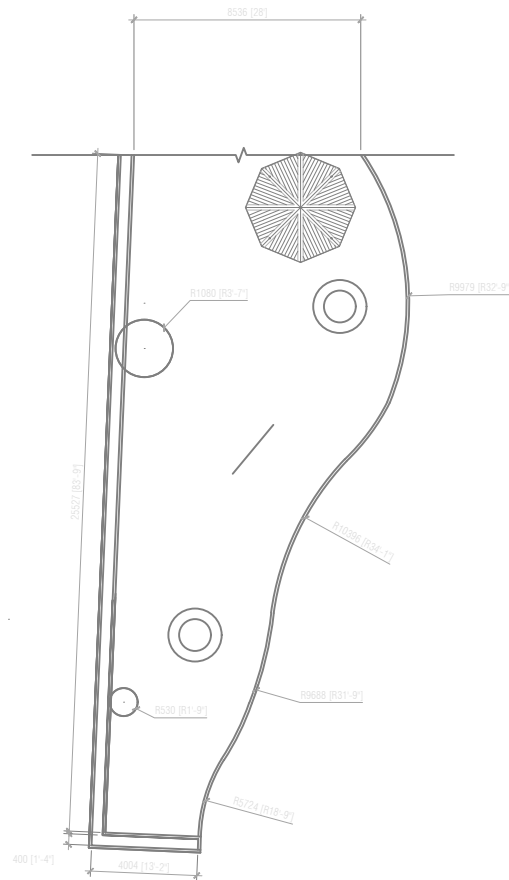
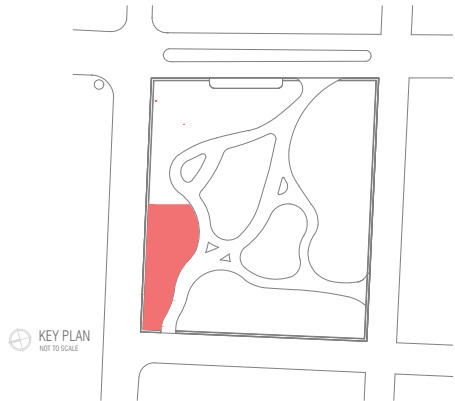
Landscape Architect: NABATH
Assistant Landscape Architect: HAMRA

Drawing Title: AS SHOWN

Issue: IFA Date: NOV 2023 Pages: 56

Scale: 1:284.2708 Paper: A4

Dwg #: AR2325-A10-REV[A0]



SM

Associates Architects

RIHIKURI (1ST FLOOR), NIROLHU MAGU
NEIGHBORHOOD 1, HULHUMALE'
TEL: (960) 7826260, (960)7977119
EMAIL: INFO@SMCOLLECTIVES.NET

NOTES:

NO.	DESCRIPTION	DATE
A0	ISSUED FOR APPROVAL	30.04.2022

DHIGUVAANDU PARK

DETAIL DRAWINGS

Client: FUVAHMULAH CITY COUNCIL

Landscape Architect: NABATH

Assistant Landscape Architect: HAMRA

Drawing Title: AS SHOWN

Issue: IFA Date: NOV 2023 Pages: 56

Scale: 1:284.6027 Paper: A4

Dwg #: AR2325-A11-REV[A0]



Associates Architects

RIHIKURI (1ST FLOOR), NIROLHU MAGU NEIGHBORHOOD, 1, HULHUMALE' TEL: (960) 7826260, (960)7977119 EMAIL: INFO@SMCOLLECTIVES.NET

NOTES:

NO.	DESCRIPTION	DATE
A0	ISSUED FOR APPROVAL	30.04.2022

DHIGUVAANDU PARK DETAIL DRAWINGS

Client: FUVAHMULAH CITY COUNCIL

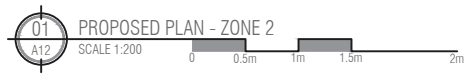
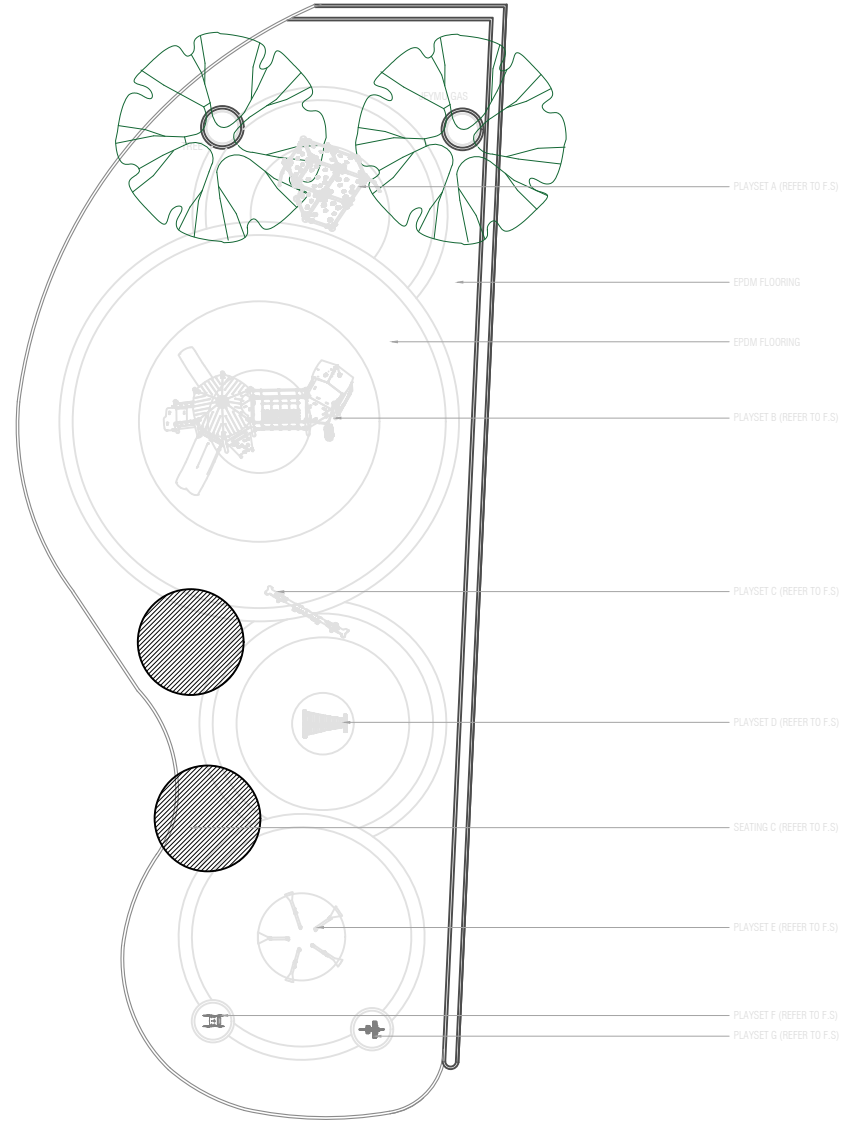
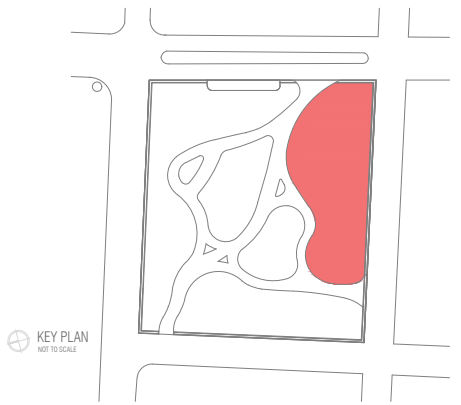
Landscape Architect: NABATH
Assistant Landscape Architect: HAMRA

Drawing Title: AS SHOWN

Issue: IFA Date: NOV 2023 Pages: 56

Scale: 1:285.6362 Paper: A4

Dwg #: AR2325-A12-REV[A0]





Associates Architects

RIHIKURI (1ST FLOOR), NIROLHU MAGU NEIGHBORHOOD 1, HULHUMALE' TEL: (960) 7826260, (960)7977119 EMAIL: INFO@SMCOLLECTIVES.NET

NOTES:

NO.	DESCRIPTION	DATE
A0	ISSUED FOR APPROVAL	30.04.2022

DHIGUVAANDU PARK

DETAIL DRAWINGS

Client: FUVAHMULAH CITY COUNCIL

Landscape Architect: NABATH

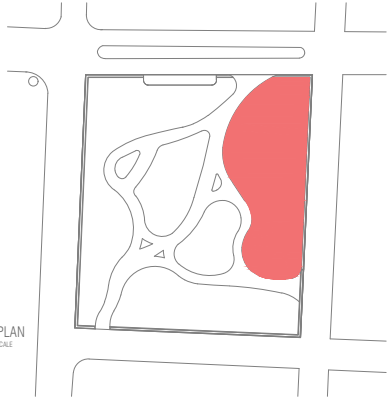
Assistant Landscape Architect: HAMRA

Drawing Title: AS SHOWN

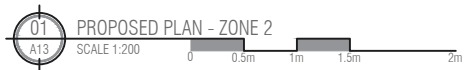
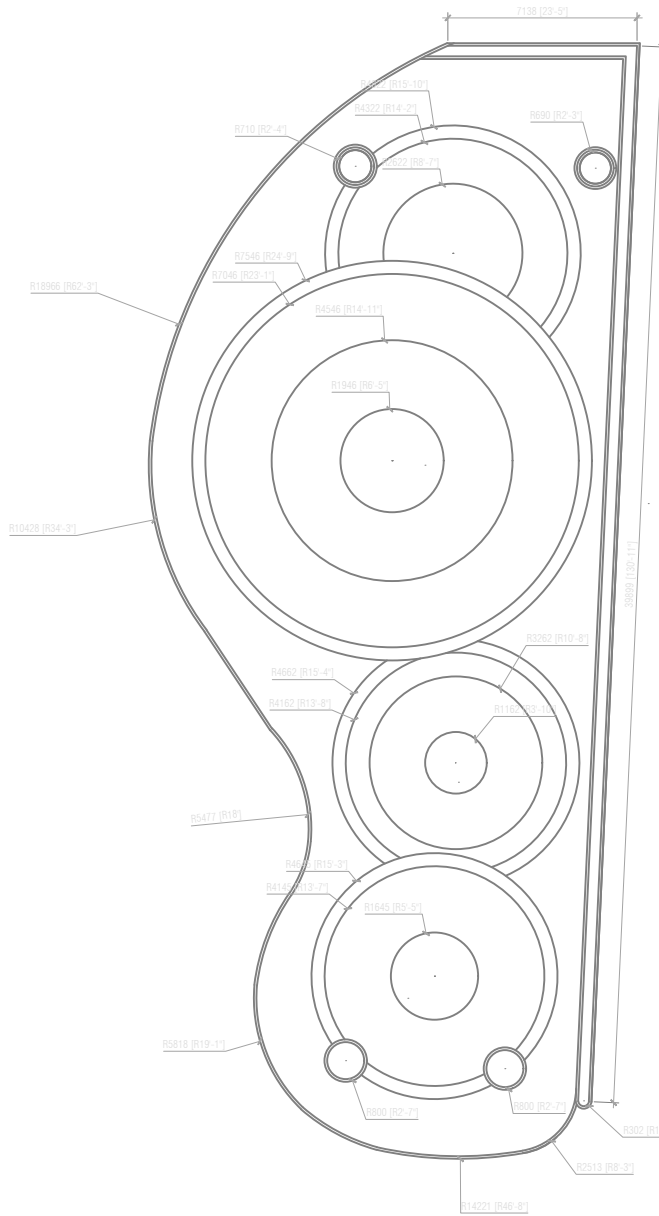
Issue: IFA Date: NOV 2023 Pages: 56

Scale: 1:285.4255 Paper: A4

Dwg #: AR2325-A13- REV[A0]



KEY PLAN
NOT TO SCALE

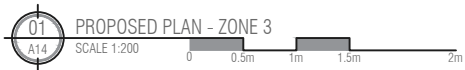
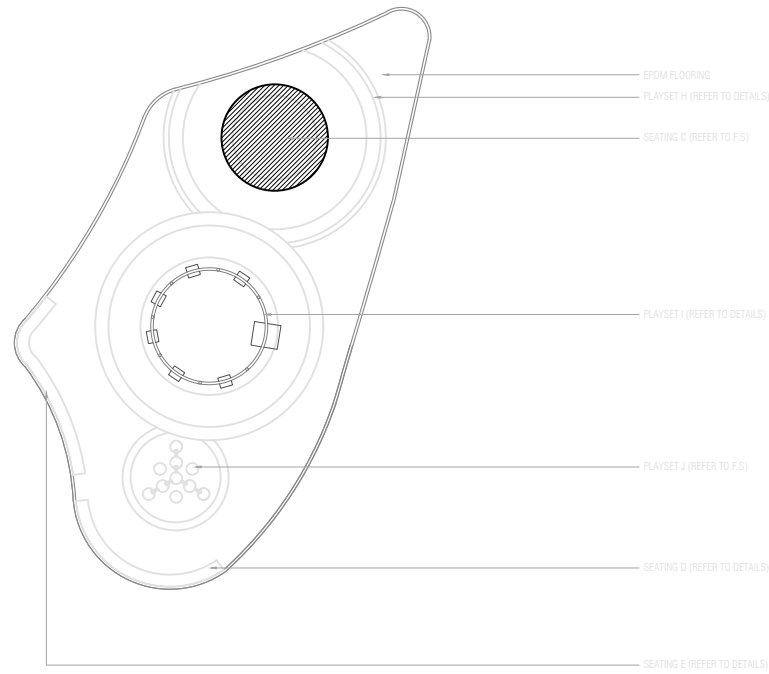


PROPOSED PLAN - ZONE 2

SCALE 1:200



KEY PLAN
NOT TO SCALE



NOTES:

NO.	DESCRIPTION	DATE
A0	ISSUED FOR APPROVAL	30.04.2022

DHIGUVAANDU PARK
DETAIL DRAWINGS

Client: FUVAHMULAH CITY COUNCIL

Landscape Architect: NABATH

Assistant Landscape Architect: HAMRA

Drawing Title: AS SHOWN

Issue: IFA Date: NOV 2023 Pages: 56

Scale: 1:284.267 Paper: A4

Dwg #: AR2325-A14-REV[A0]



Associates Architects

RIHIKURI (1ST FLOOR), NIROLHU MAGU NEIGHBORHOOD 1, HULHUMALE' TEL: (960) 7826260, (960)7977119 EMAIL: INFO@SMCOLLECTIVES.NET

NOTES:

NO.	DESCRIPTION	DATE
A0	ISSUED FOR APPROVAL	30.04.2022

DHIGUVAANDU PARK

DETAIL DRAWINGS

Client: FUVAHMULAH CITY COUNCIL

Landscape Architect: NABATH

Assistant Landscape Architect: HAMRA

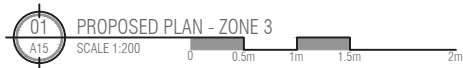
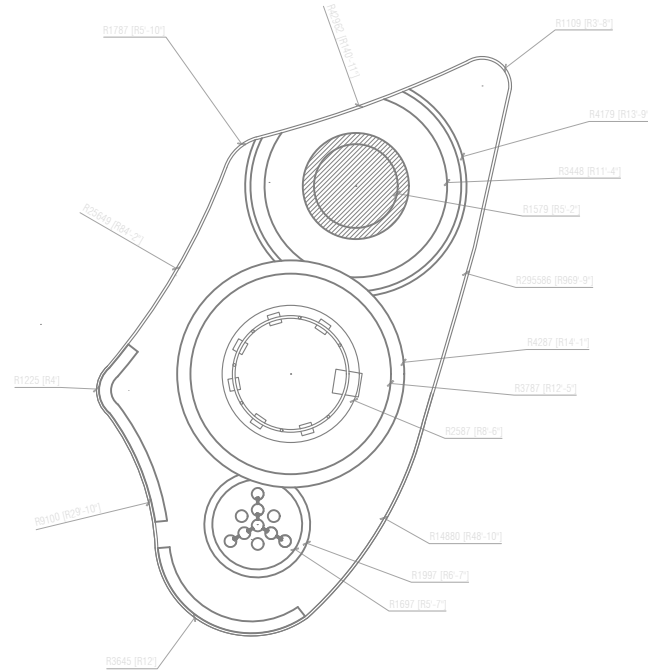
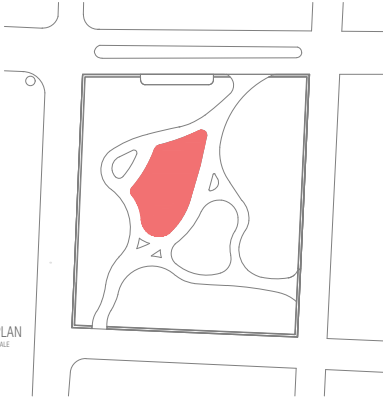
Drawing Title: AS SHOWN

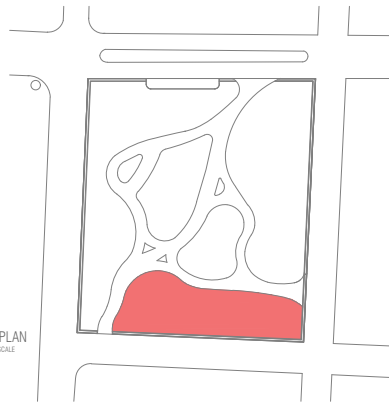
Issue: IFA Date: NOV 2023 Pages: 56

Scale: 1:285.3704 Paper: A4

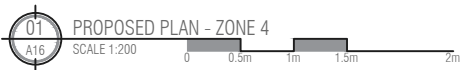
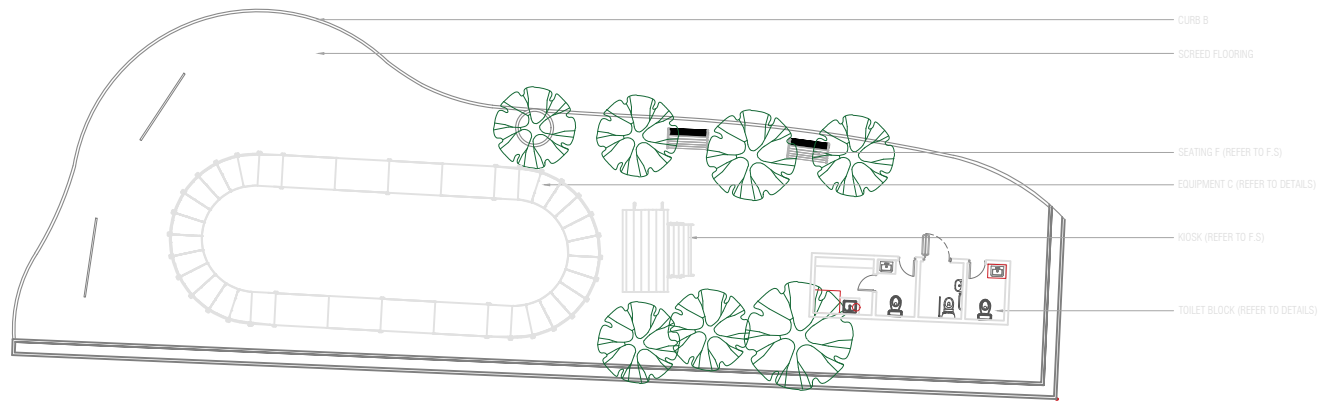
Dwg #: AR2325-A15- REV[A0]

KEY PLAN
NOT TO SCALE





KEY PLAN
NOT TO SCALE



NOTES:

NO.	DESCRIPTION	DATE
A0	ISSUED FOR APPROVAL	30.04.2022

DHIGUVAANDU PARK
DETAIL DRAWINGS

Client: FUVAHMULAH CITY COUNCIL

Landscape Architect: NABATH

Assistant Landscape Architect: HAMRA

Drawing Title: AS SHOWN

Issue: IFA Date: NOV 2023 Pages: 56

Scale: 1:284.4222 Paper: A4

Dwg #: AR2325-A16- REV[A0]



Associates Architects

RIHIKURI (1ST FLOOR), NIROLHU MAGU
NEIGHBORHOOD 1, HULHUMALE'
TEL: (960) 7826260, (960)7977119
EMAIL: INFO@SMCOLLECTIVES.NET

NOTES:

NO.	DESCRIPTION	DATE
A0	ISSUED FOR APPROVAL	30.04.2022

DHIGUVAANDU PARK

DETAIL DRAWINGS

Client: FUVAHMULAH CITY COUNCIL

Landscape Architect: NABATH

Assistant Landscape Architect: HAMRA

Drawing Title: AS SHOWN

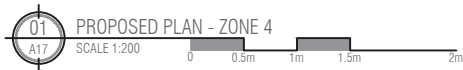
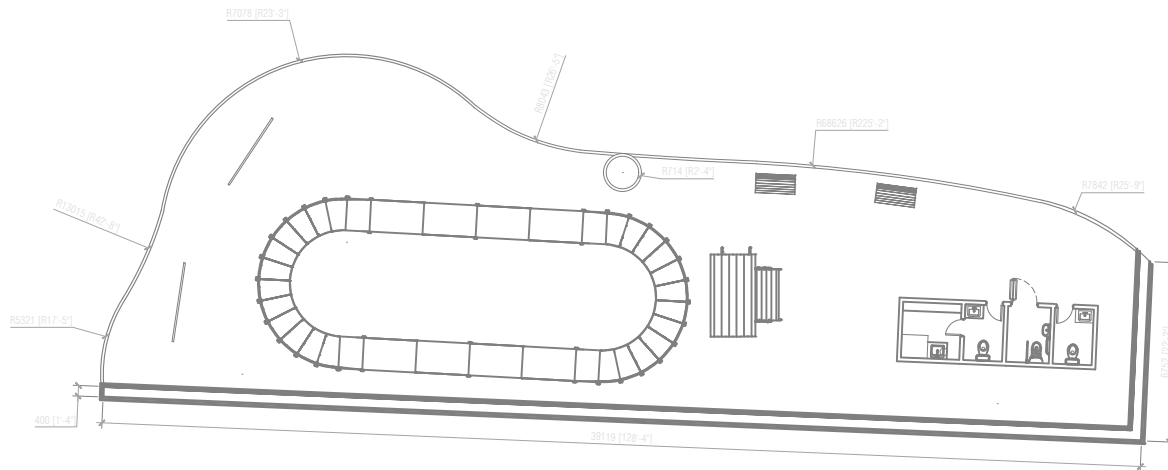
Issue: IFA Date: NOV 2023 Pages: 56

Scale: 1:284.5901 Paper: A4

Dwg #: AR2325-A17- REV[A0]



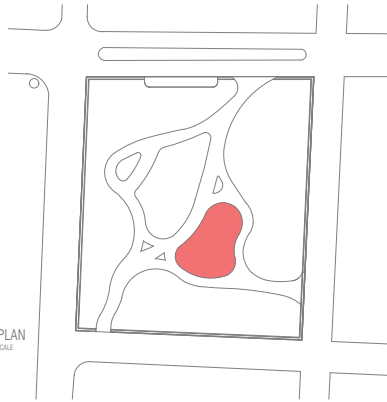
KEY PLAN
NOT TO SCALE



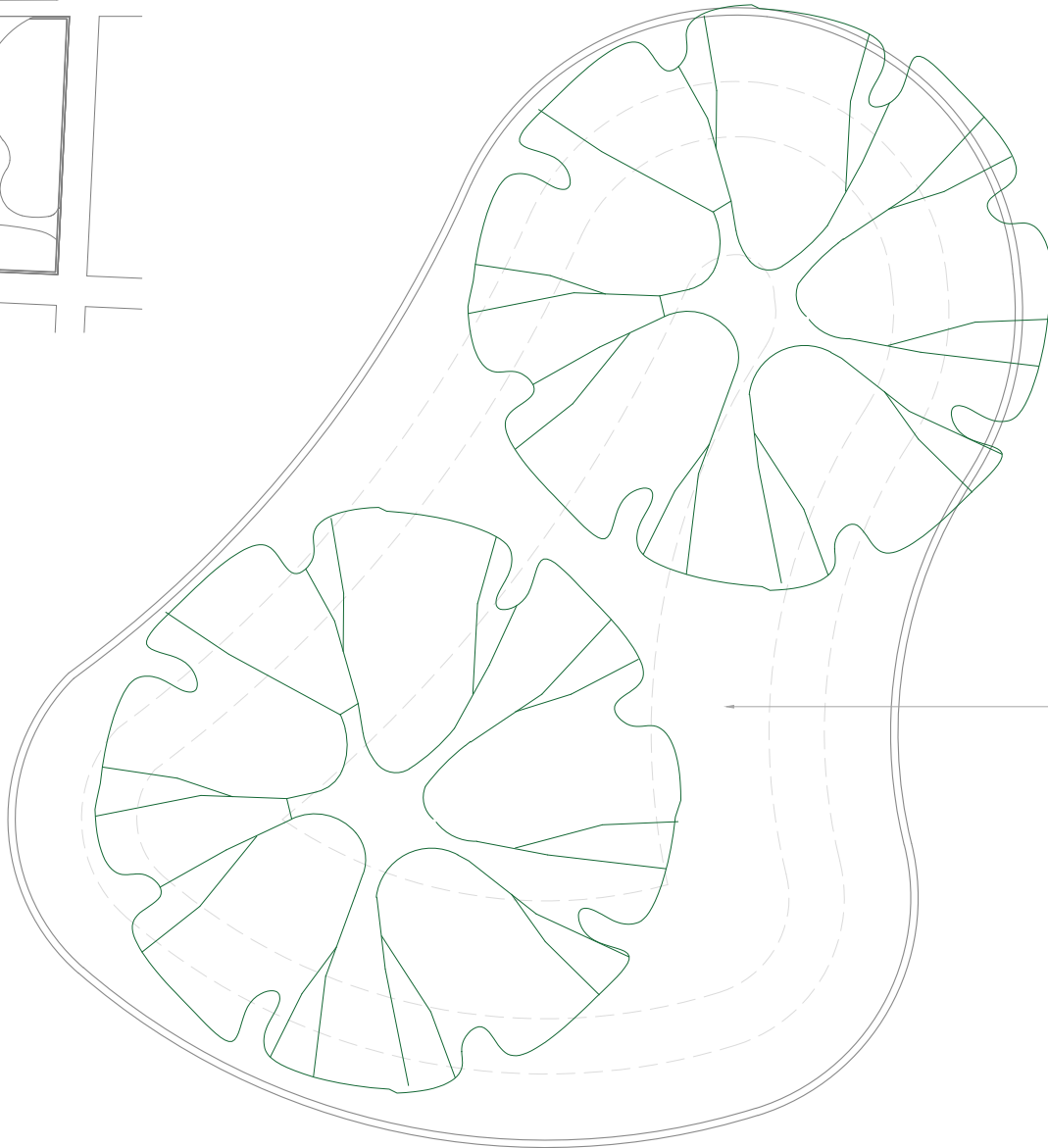
PROPOSED PLAN - ZONE 4

SCALE 1:200





KEY PLAN
NOT TO SCALE



PROPOSED PLAN - ZONE 5

SCALE 1:100



SM

Associates Architects

RIHIKURI (1ST FLOOR), NIROLHU MAGU
NEIGHBORHOOD 1, HULHUMALE'
TEL: (960) 7826260, (960)7977119
EMAIL: INFO@SMCOLLECTIVES.NET

NOTES:

NO.	DESCRIPTION	DATE
A0	ISSUED FOR APPROVAL	30.04.2022

DHIGUVAANDU PARK

DETAIL DRAWINGS

Client: FUVAHMULAH CITY COUNCIL

Landscape Architect: NABATH

Assistant Landscape Architect: HAMRA

Drawing Title: AS SHOWN

Issue: IFA Date: NOV 2023 Pages: 56

Scale: 1:100.6195 Paper: A4

Dwg #: AR2325-A18- REV[A0]



Associates Architects

RIHIKURI (1ST FLOOR), NIROLHU MAGU
NEIGHBORHOOD 1, HULHUMALE'
TEL: (960) 7826260, (960)7977119
EMAIL: INFO@SMCOLLECTIVES.NET

NOTES:

NO.	DESCRIPTION	DATE
A0	ISSUED FOR APPROVAL	30.04.2022

DHIGUVAANDU PARK

DETAIL DRAWINGS

Client: FUVAHMULAH CITY COUNCIL

Landscape Architect: NABATH

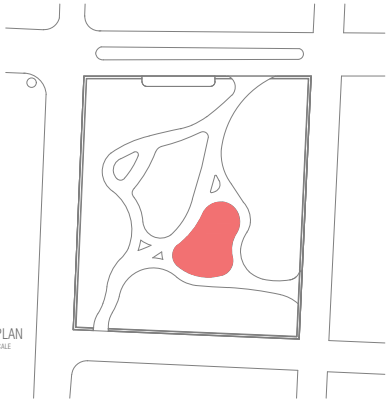
Assistant Landscape Architect: HAMRA

Drawing Title: AS SHOWN

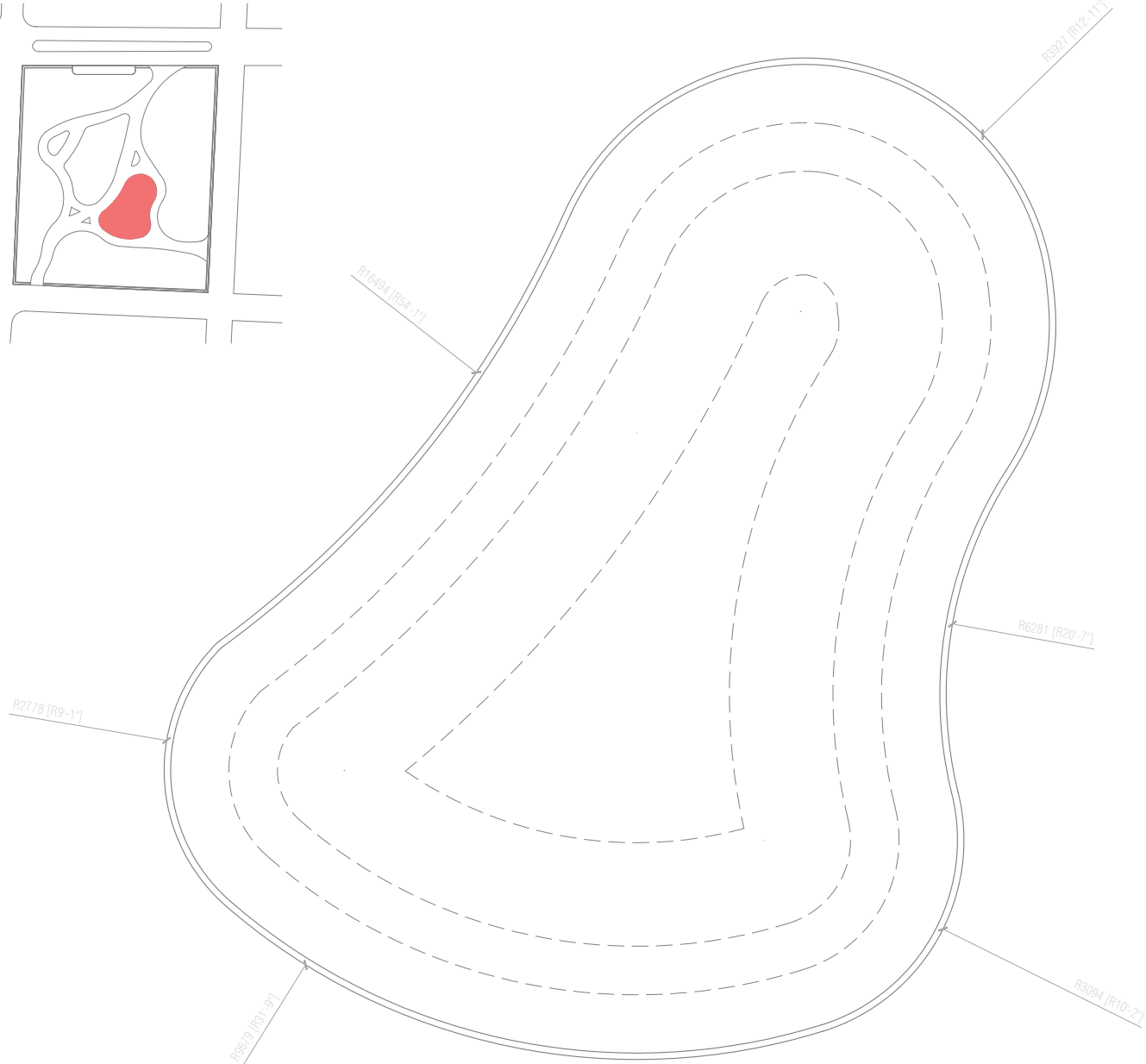
Issue: IFA Date: NOV 2023 Pages: 56

Scale: NTS Paper: A4

Dwg #: AR2325-A19- REV[A0]



KEY PLAN
NOT TO SCALE



PROPOSED PLAN - ZONE 5

SCALE 1:100





Associates Architects

RIHIKURI (1ST FLOOR), NIROLHU MAGU
NEIGHBOURHOOD 1, HULHUMALE'
TEL: (960) 7826260, (960)7977119
EMAIL: INFO@SMCOLLECTIVES.NET

NOTES:

NO.	DESCRIPTION	DATE
A0	ISSUED FOR APPROVAL	30.04.2022

DHIGUVAANDU PARK

DETAIL DRAWINGS

Client: FUVAHMULAH CITY COUNCIL

Landscape Architect: NABATH

Assistant Landscape Architect: HAMRA

Drawing Title: AS SHOWN

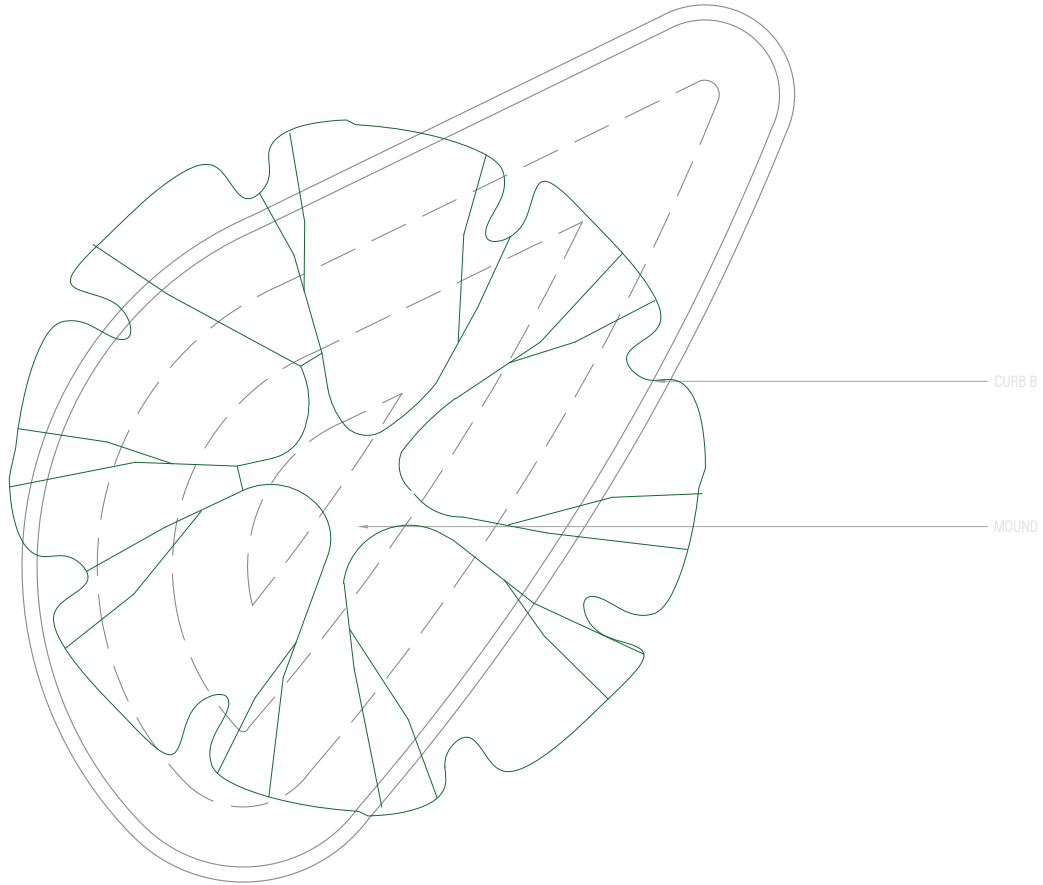
Issue: IFA Date: NOV 2023 Pages: 56

Scale: NTS Paper: A4

Dwg #: AR2325-A20-REV[A0]



KEY PLAN
NOT TO SCALE



PROPOSED PLAN - ZONE 6

SCALE 1:50





Associates Architects

RIHIKURI (1ST FLOOR), NIROLHU MAGU
NEIGHBOURHOOD 1, HULHUMALE'
TEL: (960) 7826260, (960)7977119
EMAIL: INFO@SMCOLLECTIVES.NET

NOTES:

NO.	DESCRIPTION	DATE
A0	ISSUED FOR APPROVAL	30.04.2022

DHIGUVAANDU PARK

DETAIL DRAWINGS

Client: FUVAHMULAH CITY COUNCIL

Landscape Architect: NABATH

Assistant Landscape Architect: HAMRA

Drawing Title: AS SHOWN

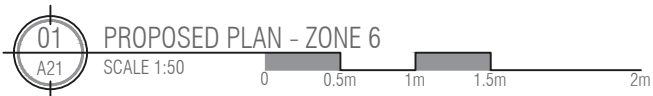
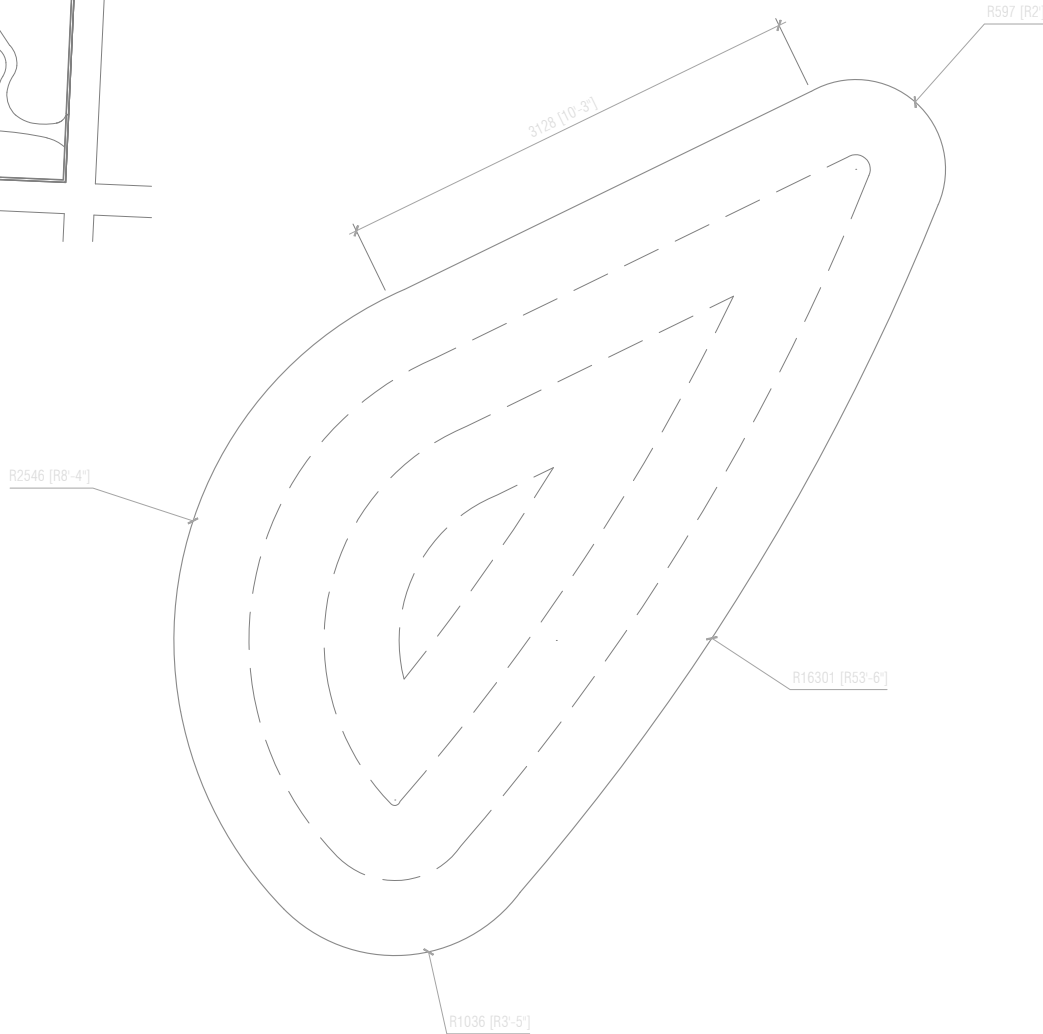
Issue: IFA Date: NOV 2023 Pages: 56

Scale: NTS Paper: A4

Dwg #: AR2325-A21- REV[A0]



KEY PLAN
NOT TO SCALE





Associates Architects

RIHIKURI (1ST FLOOR), NIROLHU MAGU
NEIGHBORHOOD 1, HULHUMALE'
TEL: (960) 7826260, (960)7977119
EMAIL: INFO@SMCOLLECTIVES.NET

NOTES:

NO.	DESCRIPTION	DATE
A0	ISSUED FOR APPROVAL	30.04.2022

DHIGUVAANDU PARK

DETAIL DRAWINGS

Client: FUVAHMULAH CITY COUNCIL

Landscape Architect: NABATH

Assistant Landscape Architect: HAMRA

Drawing Title: AS SHOWN

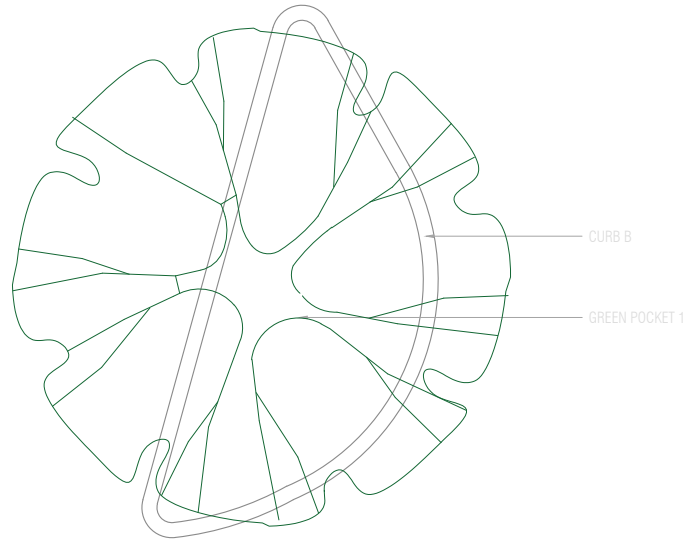
Issue: IFA Date: NOV 2023 Pages: 56

Scale: NTS Paper: A4

Dwg #: AR2325-A22-REV[A0]



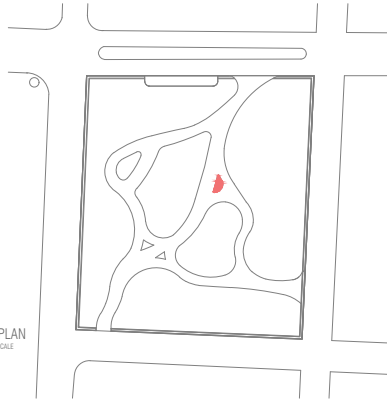
KEY PLAN
NOT TO SCALE



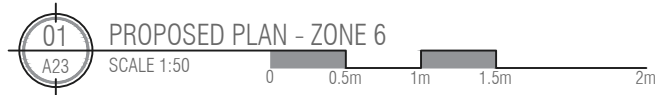
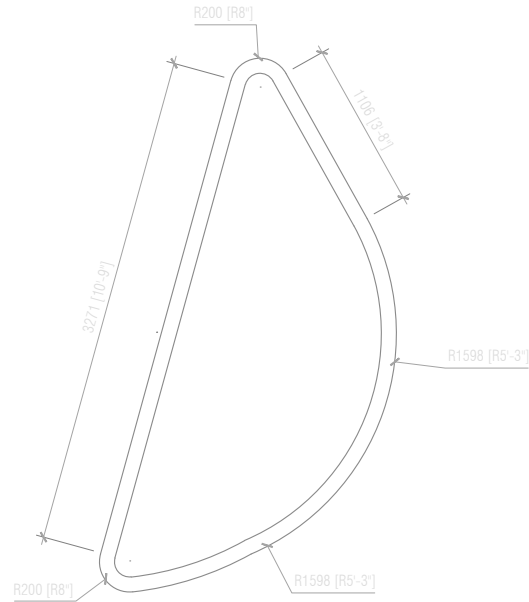
PROPOSED PLAN - ZONE 6

SCALE 1:50





KEY PLAN
NOT TO SCALE



SM

Associates Architects

RIHIKURI (1ST FLOOR), NIROLHU MAGU
NEIGHBORHOOD 1, HULHUMALE'
TEL: (960) 7826260, (960) 7977119
EMAIL: INFO@SMCOLLECTIVES.NET

NOTES:

NO.	DESCRIPTION	DATE
A0	ISSUED FOR APPROVAL	30.04.2022

DHIGUVAANDU PARK

DETAIL DRAWINGS

Client: FUVAHMULAH CITY COUNCIL

Landscape Architect: NABATH

Assistant Landscape Architect: HAMRA

Drawing Title: AS SHOWN

Issue: IFA Date: NOV 2023 Pages: 56

Scale: NTS Paper: A4

Dwg #: AR2325-A23-REV[A0]



Associates Architects

RIHIKURI (1ST FLOOR), NIROLHU MAGU
NEIGHBORHOOD 1, HULHUMALE'
TEL: (960) 7826260, (960)7977119
EMAIL: INFO@SMCOLLECTIVES.NET

NOTES:

NO.	DESCRIPTION	DATE
A0	ISSUED FOR APPROVAL	30.04.2022

DHIGUVAANDU PARK

DETAIL DRAWINGS

Client: FUVAHMULAH CITY COUNCIL

Landscape Architect: NABATH

Assistant Landscape Architect: HAMRA

Drawing Title: AS SHOWN

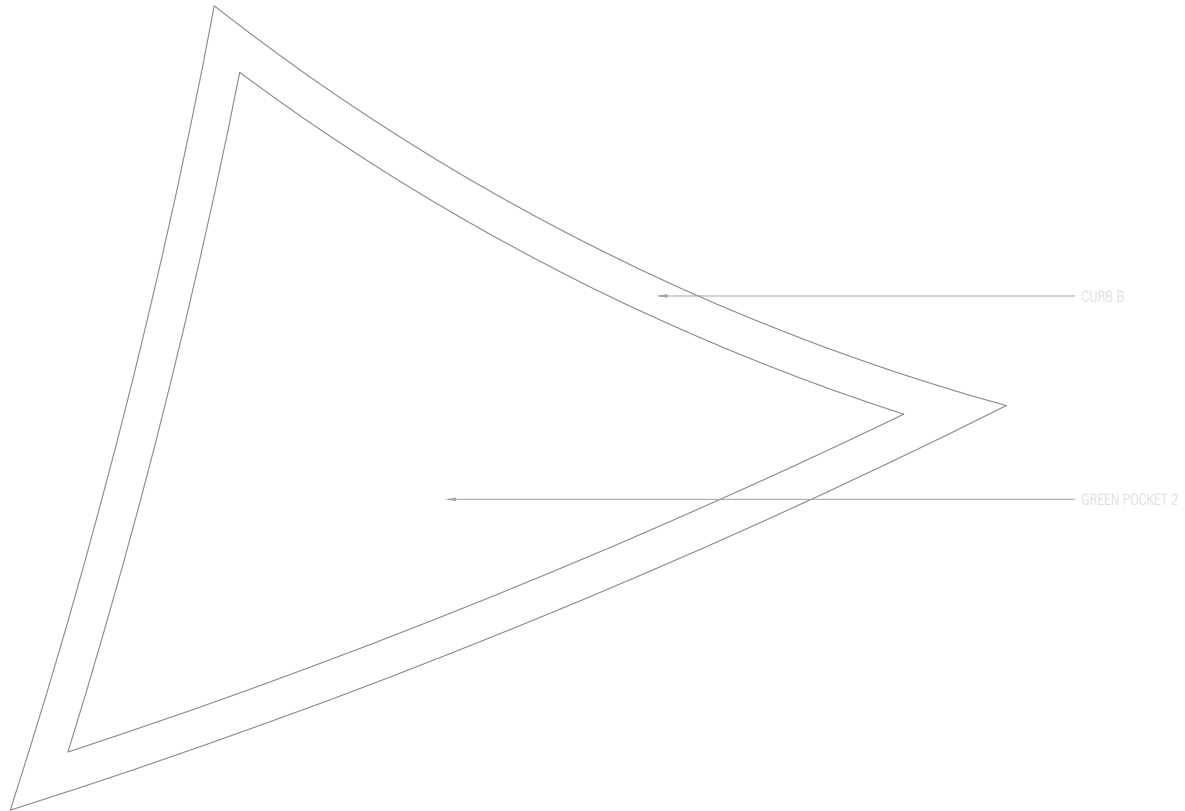
Issue: IFA Date: NOV 2023 Pages: 56

Scale: NTS Paper: A4

Dwg #: AR2325-A24-REV[A0]



KEY PLAN
NOT TO SCALE



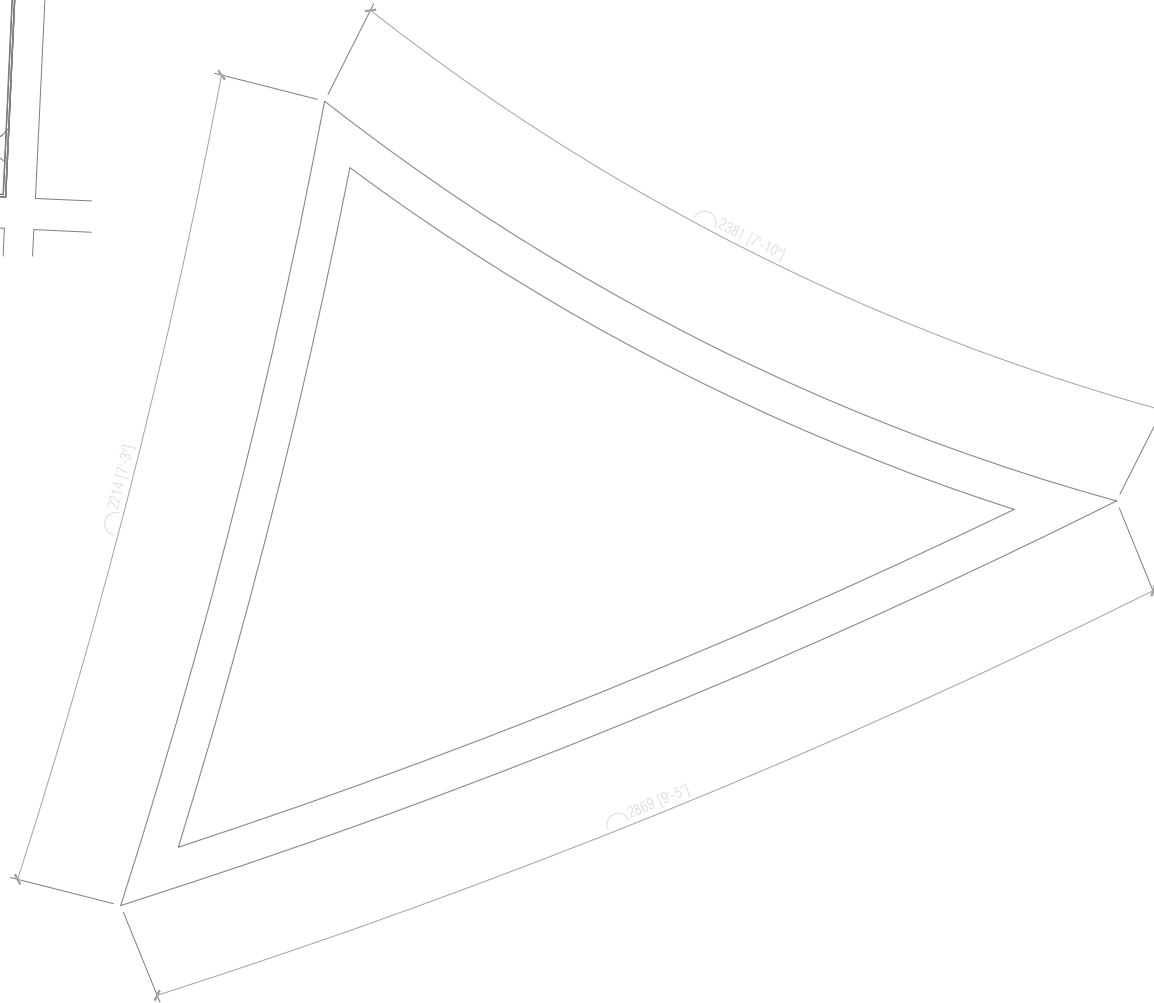
PROPOSED PLAN - ZONE 7B

SCALE 1:20





KEY PLAN
NOT TO SCALE



PROPOSED PLAN - ZONE 7B

SCALE 1:20



Associates Architects

RIHIKURI (1ST FLOOR), NIROLHU MAGU
NEIGHBORHOOD 1, HULHUMALE'
TEL: (960) 7826260, (960)7977119
EMAIL: INFO@SMCOLLECTIVES.NET

NOTES:

NO.	DESCRIPTION	DATE
A0	ISSUED FOR APPROVAL	30.04.2022

DHIGUVAANDU PARK

DETAIL DRAWINGS

Client: FUVAHMULAH CITY COUNCIL

Landscape Architect: NABATH

Assistant Landscape Architect: HAMRA

Drawing Title: AS SHOWN

Issue: IFA Date: NOV 2023 Pages: 56

Scale: NTS Paper: A4

Dwg #: AR2325-A25-REV[A0]



Associates Architects

RIHIKURI (1ST FLOOR), NIROLHU MAGU
NEIGHBOURHOOD 1, HULHUMALE'
TEL: (960) 7826260, (960)7977119
EMAIL: INFO@SMCOLLECTIVES.NET

NOTES:

NO.	DESCRIPTION	DATE
A0	ISSUED FOR APPROVAL	30.04.2022

DHIGUVAANDU PARK

DETAIL DRAWINGS

Client: FUVAHMULAH CITY COUNCIL

Landscape Architect: NABATH

Assistant Landscape Architect: HAMRA

Drawing Title: AS SHOWN

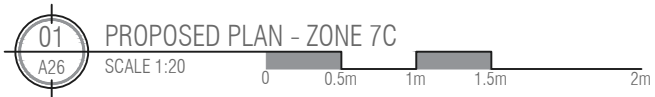
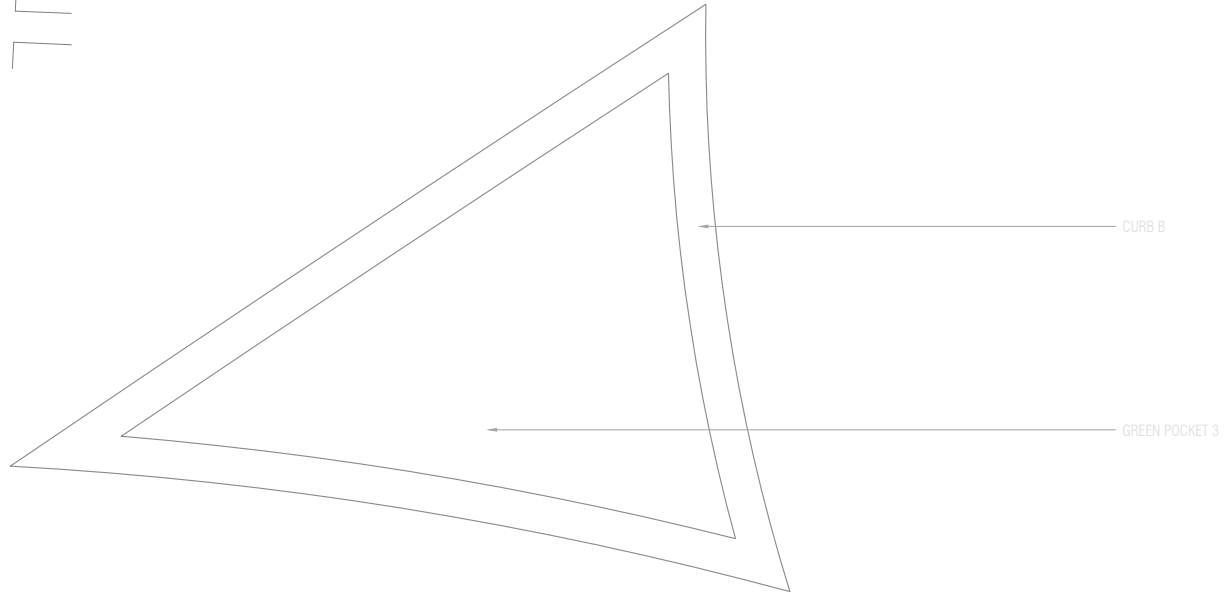
Issue: IFA Date: NOV 2023 Pages: 56

Scale: NTS Paper: A4

Dwg #: AR2325-A26- REV[A0]



KEY PLAN
NOT TO SCALE





Associates Architects

RIHIKURI (1ST FLOOR), NIROLHU MAGU
NEIGHBORHOOD 1, HULHUMALE'
TEL: (960) 7826260, (960)7977119
EMAIL: INFO@SMCOLLECTIVES.NET

NOTES:

NO.	DESCRIPTION	DATE
A0	ISSUED FOR APPROVAL	30.04.2022

DHIGUVAANDU PARK

DETAIL DRAWINGS

Client: FUVAHMULAH CITY COUNCIL

Landscape Architect: NABATH

Assistant Landscape Architect: HAMRA

Drawing Title: AS SHOWN


Issue: IFA Date: NOV 2023 Pages: 56

Scale: NTS Paper: A4

Dwg #: AR2325-A27- REV[A0]



KEY PLAN
NOT TO SCALE



PROPOSED PLAN - ZONE 7C

SCALE 1:20





Associates Architects

RIHIKURI (1ST FLOOR), NIROLHU MAGU
NEIGHBORHOOD 1, HULHUMALE'
TEL: (960) 7826260, (960)7977119
EMAIL: INFO@SMCOLLECTIVES.NET

NOTES:

NO.	DESCRIPTION	DATE
A0	ISSUED FOR APPROVAL	30.04.2022

DHIGUVAANDU PARK

DETAIL DRAWINGS

Client: FUVAHMULAH CITY COUNCIL

Landscape Architect: NABATH

Assistant Landscape Architect: HAMRA

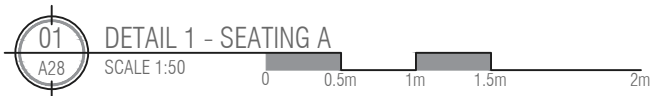
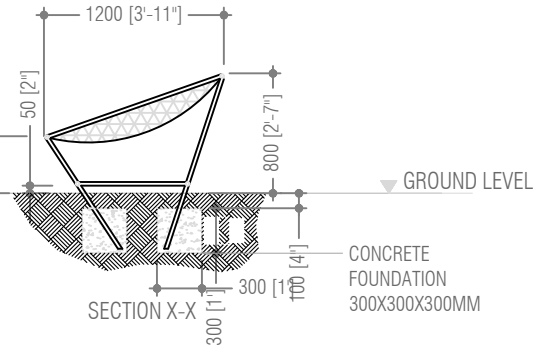
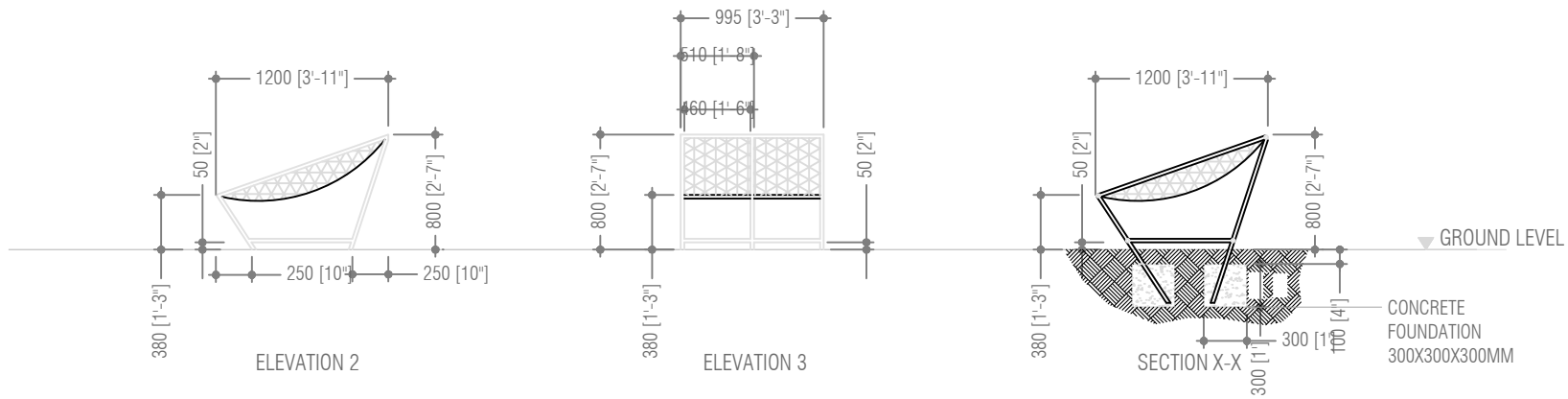
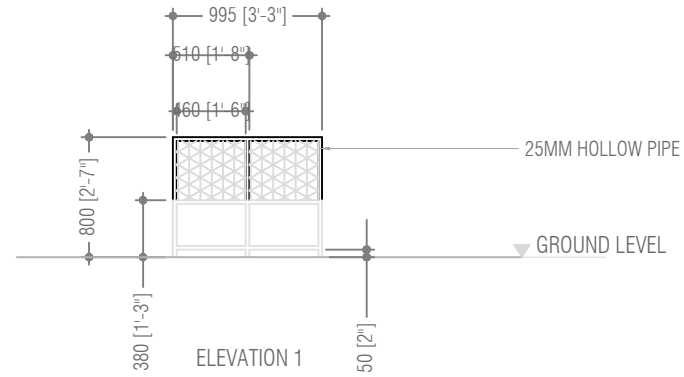
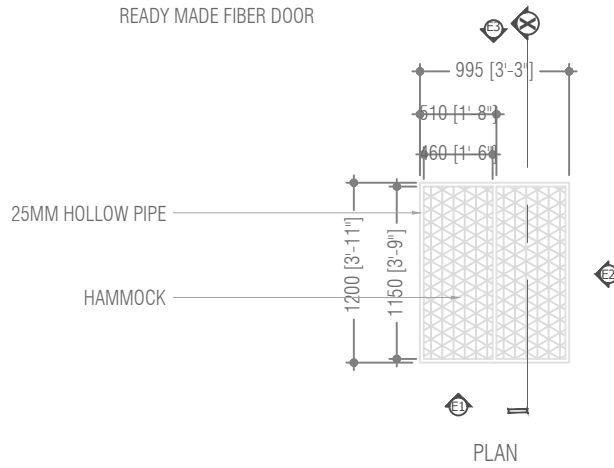
Drawing Title: AS SHOWN

Issue: IFA Date: NOV 2023 Pages: 56

Scale: NTS Paper: A4

Dwg #: AR2325-A28-REV[A0]

READY MADE FIBER DOOR





Associates Architects

RIHIKURI (1ST FLOOR), NIROLHU MAGU
NEIGHBORHOOD 1, HULHUMALE'
TEL: (960) 7826260, (960)7977119
EMAIL: INFO@SMCOLLECTIVES.NET

NOTES:

NO.	DESCRIPTION	DATE
A0	ISSUED FOR APPROVAL	30.04.2022

DHIGUVAANDU PARK

DETAIL DRAWINGS

Client: FUVAHMULAH CITY COUNCIL

Landscape Architect: NABATH

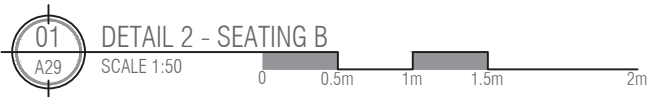
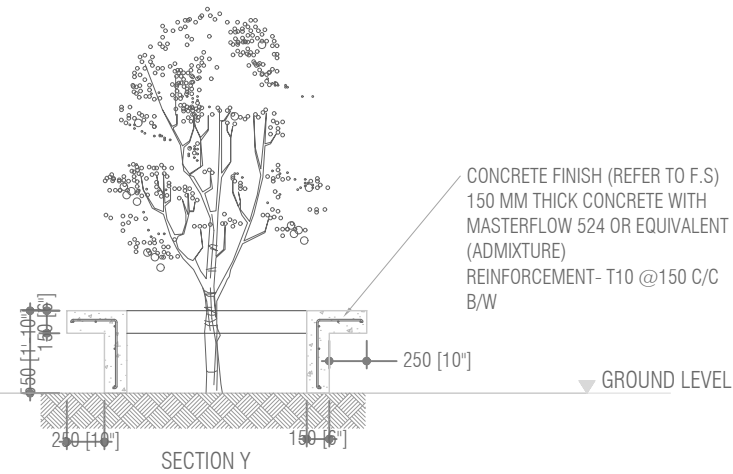
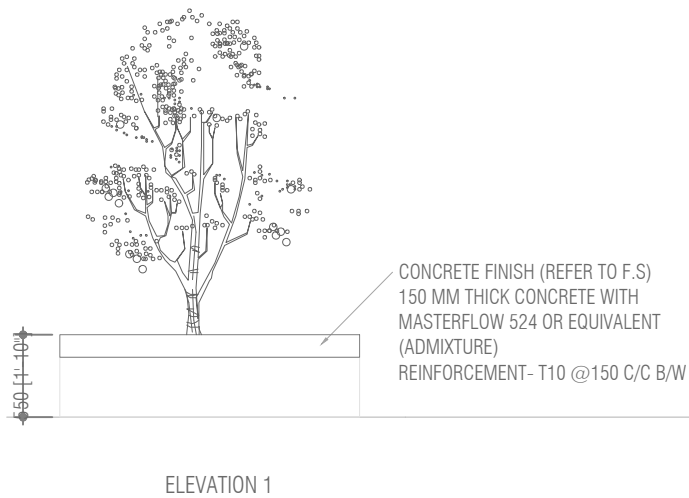
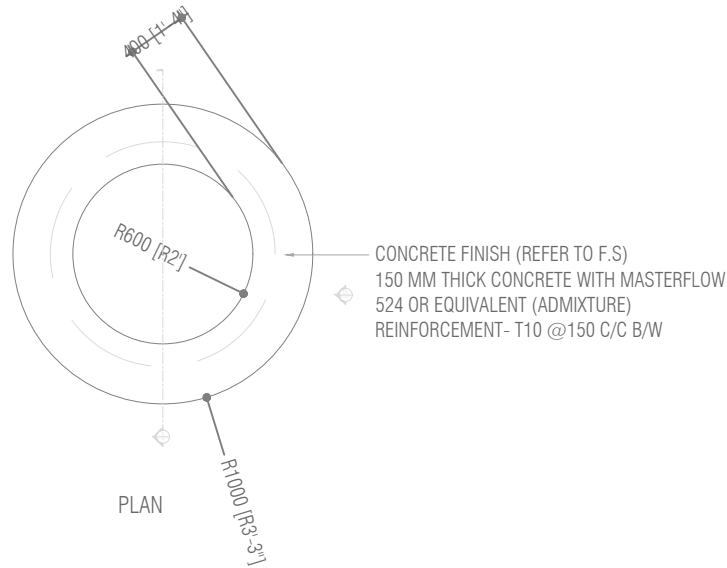
Assistant Landscape Architect: HAMRA

Drawing Title: AS SHOWN

Issue: IFA Date: NOV 2023 Pages: 56

Scale: NTS Paper: A4

Dwg #: AR2325-A29- REV[A0]





Associates Architects

RIHIKURI (1ST FLOOR), NIROLHU MAGU
NEIGHBORHOOD 1, HULHUMALE'
TEL: (960) 7826260, (960)7977119
EMAIL: INFO@SMCOLLECTIVES.NET

NOTES:

NO.	DESCRIPTION	DATE
A0	ISSUED FOR APPROVAL	30.04.2022

DHIGUVAANDU PARK

DETAIL DRAWINGS

Client: FUVAHMULAH CITY COUNCIL

Landscape Architect: NABATH

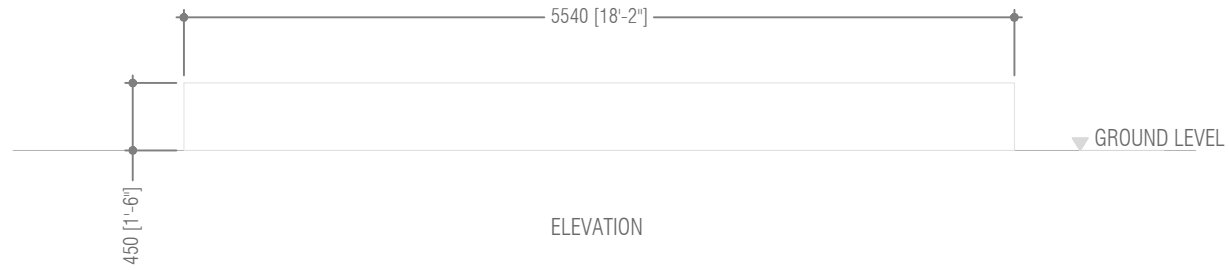
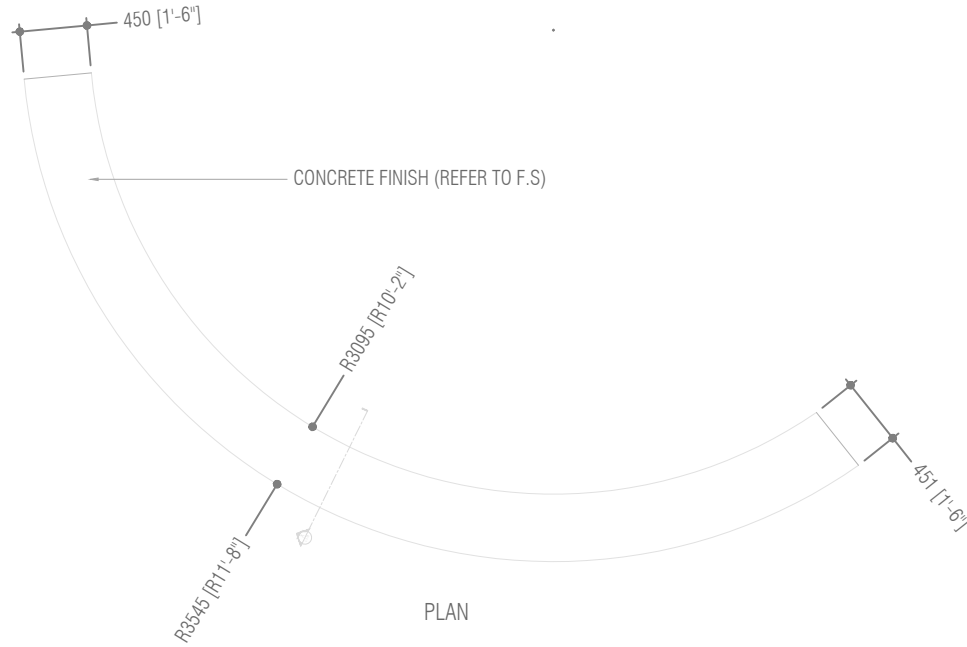
Assistant Landscape Architect: HAMRA

Drawing Title: AS SHOWN

Issue: IFA Date: NOV 2023 Pages: 56

Scale: NTS Paper: A4

Dwg #: AR2325-A30-REV[A0]



DETAIL 3 - SEATING D

SCALE 1:50




ELEVATION



Associates Architects

RIHIKURI (1ST FLOOR), NIROLHU MAGU
NEIGHBORHOOD 1, HULHUMALE'
TEL: (960) 7826260, (960)7977119
EMAIL: INFO@SMCOLLECTIVES.NET

NOTES:



SECTION X-X

NO.	DESCRIPTION	DATE
A0	ISSUED FOR APPROVAL	30.04.2022

DHIGUVAANDU PARK

DETAIL DRAWINGS

Client: FUVAHMULAH CITY COUNCIL

Landscape Architect: NABATH

Assistant Landscape Architect: HAMRA

Drawing Title: AS SHOWN

Issue: IFA Date: NOV 2023 Pages: 56

Scale: NTS Paper: A4

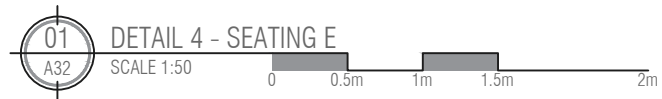
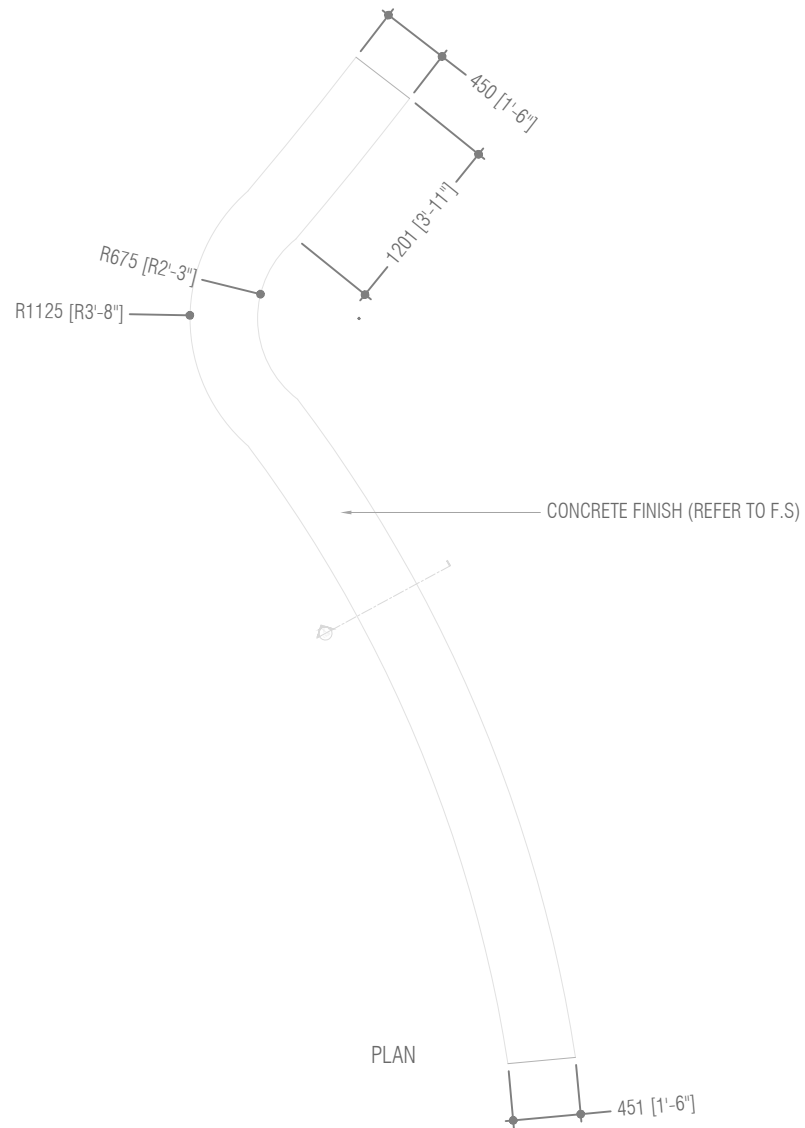
Dwg #: AR2325-A31-REV[A0]



DETAIL 3 - SEATING D

SCALE 1:20





NOTES:

NO.	DESCRIPTION	DATE
A0	ISSUED FOR APPROVAL	30.04.2022

DHIGUVAANDU PARK

DETAIL DRAWINGS

Client: FUVAHMULAH CITY COUNCIL

Landscape Architect: NABATH

Assistant Landscape Architect: HAMRA

Drawing Title: AS SHOWN

Issue: IFA Date: NOV 2023 Pages: 56

Scale: NTS Paper: A4

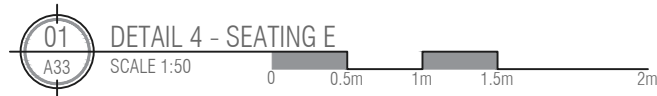
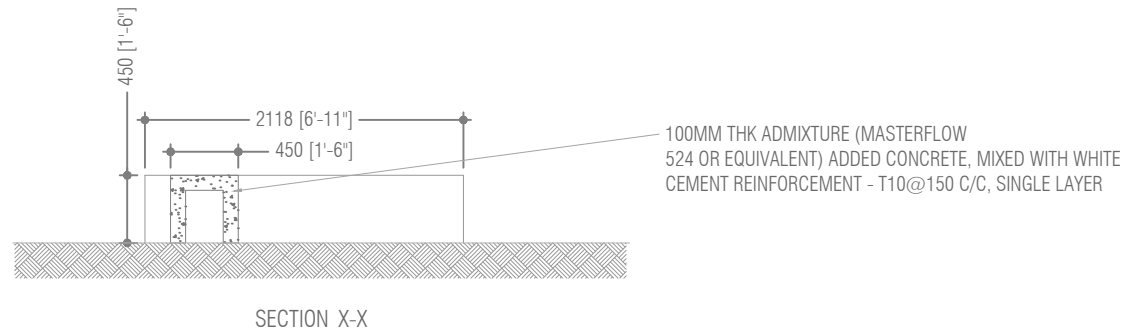
Dwg #: AR2325-A32-REV[A0]



Associates Architects

RIHIKURI (1ST FLOOR), NIROLHU MAGU
NEIGHBORHOOD 1, HULHUMALE'
TEL: (960) 7826260, (960)7977119
EMAIL: INFO@SMCOLLECTIVES.NET

NOTES:



DHIGUVAANDU PARK

DETAIL DRAWINGS

Client: FUVAHMULAH CITY COUNCIL

Landscape Architect: NABATH

Assistant Landscape Architect: HAMRA

Drawing Title: AS SHOWN

Issue: IFA Date: NOV 2023 Pages: 56

Scale: NTS Paper: A4

Dwg #: AR2325-A33- REV[A0]



Associates Architects

RIHIKURI (1ST FLOOR), NIROLHU MAGU
NEIGHBORHOOD 1, HULHUMALE'
TEL: (960) 7826260, (960)7977119
EMAIL: INFO@SMCOLLECTIVES.NET

NOTES:

NO.	DESCRIPTION	DATE
A0	ISSUED FOR APPROVAL	30.04.2022

DHIGUVAANDU PARK

DETAIL DRAWINGS

Client: FUVAHMULAH CITY COUNCIL

Landscape Architect: NABATH

Assistant Landscape Architect: HAMRA

Drawing Title: AS SHOWN

Issue: IFA Date: NOV 2023 Pages: 56

Scale: NTS Paper: A4

Dwg #: AR2325-A34- REV[A0]



PLAN



DETAIL 5 - PLAYSET H

SCALE 1:50





Associates Architects

RIHIKURI (1ST FLOOR), NIROLHU MAGU NEIGHBORHOOD 1, HULHUMALE' TEL: (960) 7826260, (960)7977119 EMAIL: INFO@SMCOLLECTIVES.NET

NOTES:

NO.	DESCRIPTION	DATE
A0	ISSUED FOR APPROVAL	30.04.2022

DHIGUVAANDU PARK

DETAIL DRAWINGS

Client: FUVAHMULAH CITY COUNCIL

Landscape Architect: NABATH

Assistant Landscape Architect: HAMRA

Drawing Title: AS SHOWN


Issue: IFA Date: NOV 2023 Pages: 56

Scale: NTS Paper: A4

Dwg #: AR2325-A35- REV[A0]



ELEVATION 1



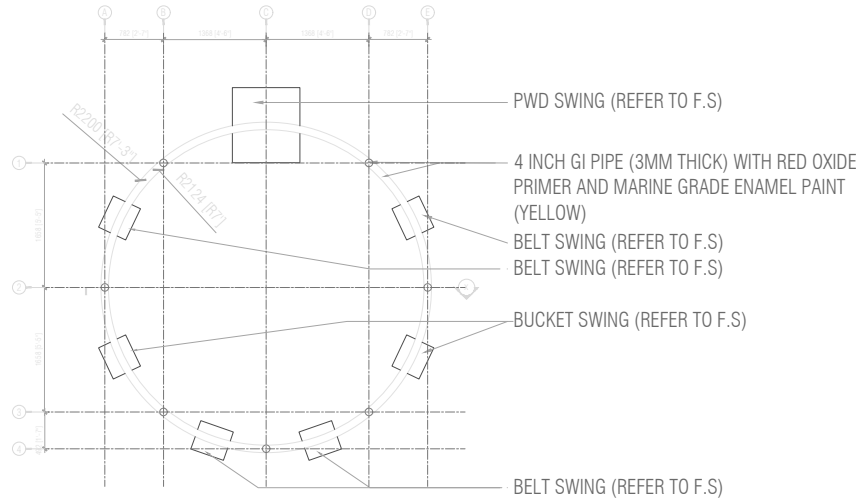
ELEVATION 2



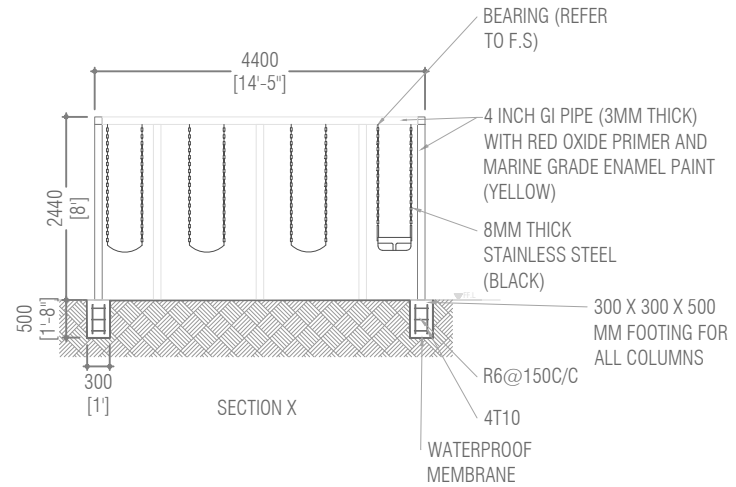
DETAIL 4 - SEATING E

SCALE 1:50





PLAN



SECTION X

BUCKET SWING

BELT SWING

PWD SWING

APPLY A YELLOW PAINT COAT (IF COLOR NOT AVAILABLE)



PLAYSET I: SWINGS

SCALE 1:100



NOTES:

NO.	DESCRIPTION	DATE
A0	ISSUED FOR APPROVAL	30.04.2022

DHIGUVAANDU PARK

DETAIL DRAWINGS

Client: FUVAHMULAH CITY COUNCIL

Landscape Architect: NABATH

Assistant Landscape Architect: HAMRA

Drawing Title: AS SHOWN

Issue: IFA Date: NOV 2023 Pages: 56

Scale: NTS Paper: A4

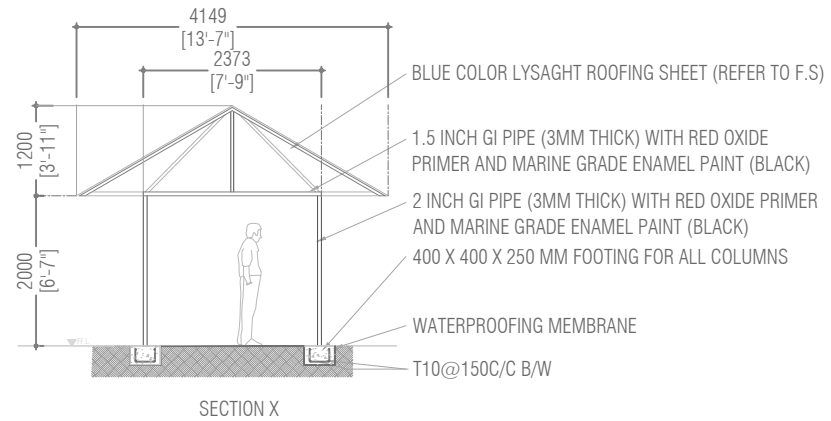
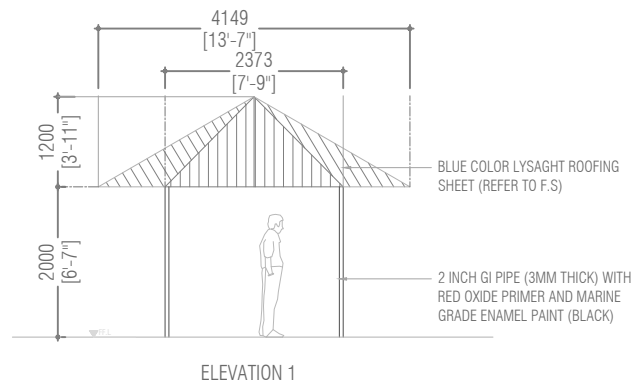
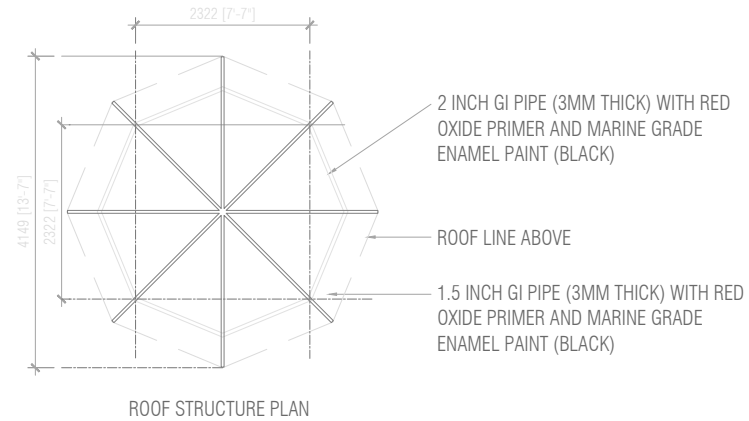
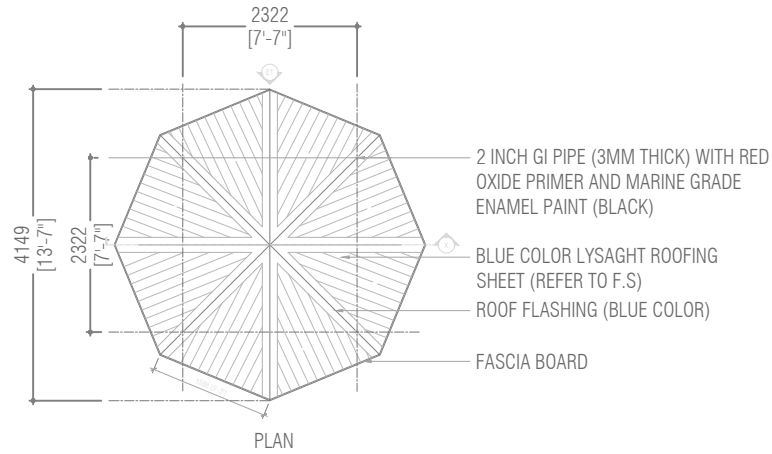
Dwg #: AR2325-A36- REV[A0]



Associates Architects

RIHIKURI (1ST FLOOR), NIROLHU MAGU
NEIGHBORHOOD 1, HULHUMALE'
TEL: (960) 7826260, (960)7977119
EMAIL: INFO@SMCOLLECTIVES.NET

NOTES:



PERGOLA DETAILS

SCALE 1:100



DHIGUVAANDU PARK

DETAIL DRAWINGS

Client: FUVAHMULAH CITY COUNCIL

Landscape Architect: NABATH

Assistant Landscape Architect: HAMRA

Drawing Title: AS SHOWN

Issue: IFA Date: NOV 2023 Pages: 56

Scale: NTS Paper: A4

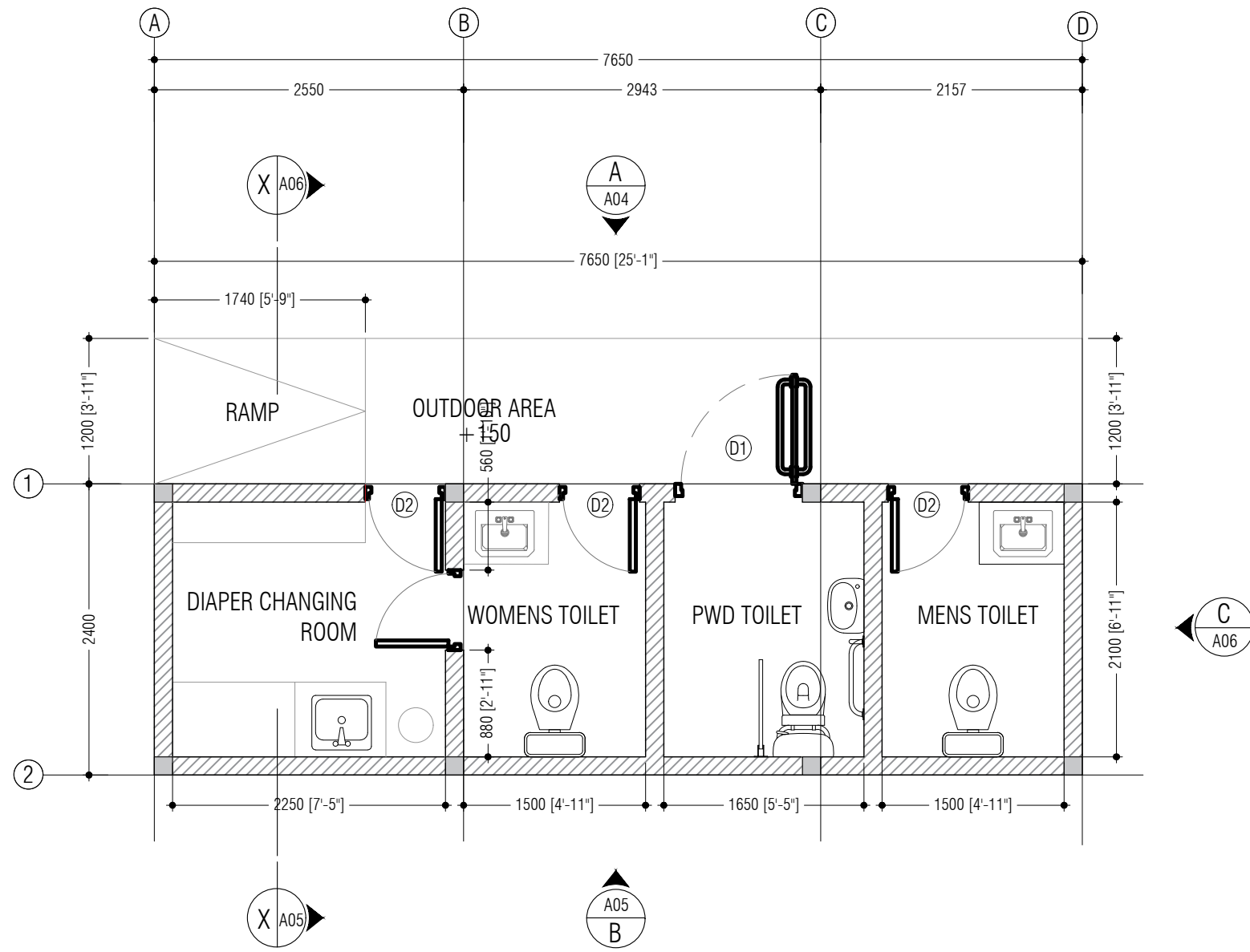
Dwg #: AR2325-A37- REV[A0]



Associates Architects

RIHIKURI (1ST FLOOR), NIROLHU MAGU
NEIGHBORHOOD 1, HULHUMALE
TEL: (960) 7826260, (960) 7977119
EMAIL: SM.ASSOC.ARCH@GMAIL.COM

NOTES:



01
A38
DETAIL 8 - TOILET BLOCK PLAN
SCALE 1:50
0 0.5m 1m 1.5m 2m

NO.	DESCRIPTION	DATE
REV A0	ISSUED FOR APPROVAL	02- MAY - 23

DHIGUVAANDU PARK
DETAIL DRAWINGS

Client: FUVAHMULAH CITY COUNCIL

Design: SM
 Drafting: SM
 Engineer: -
 Structural Checker: -
 Architectural Checker: -

Drawing Title:

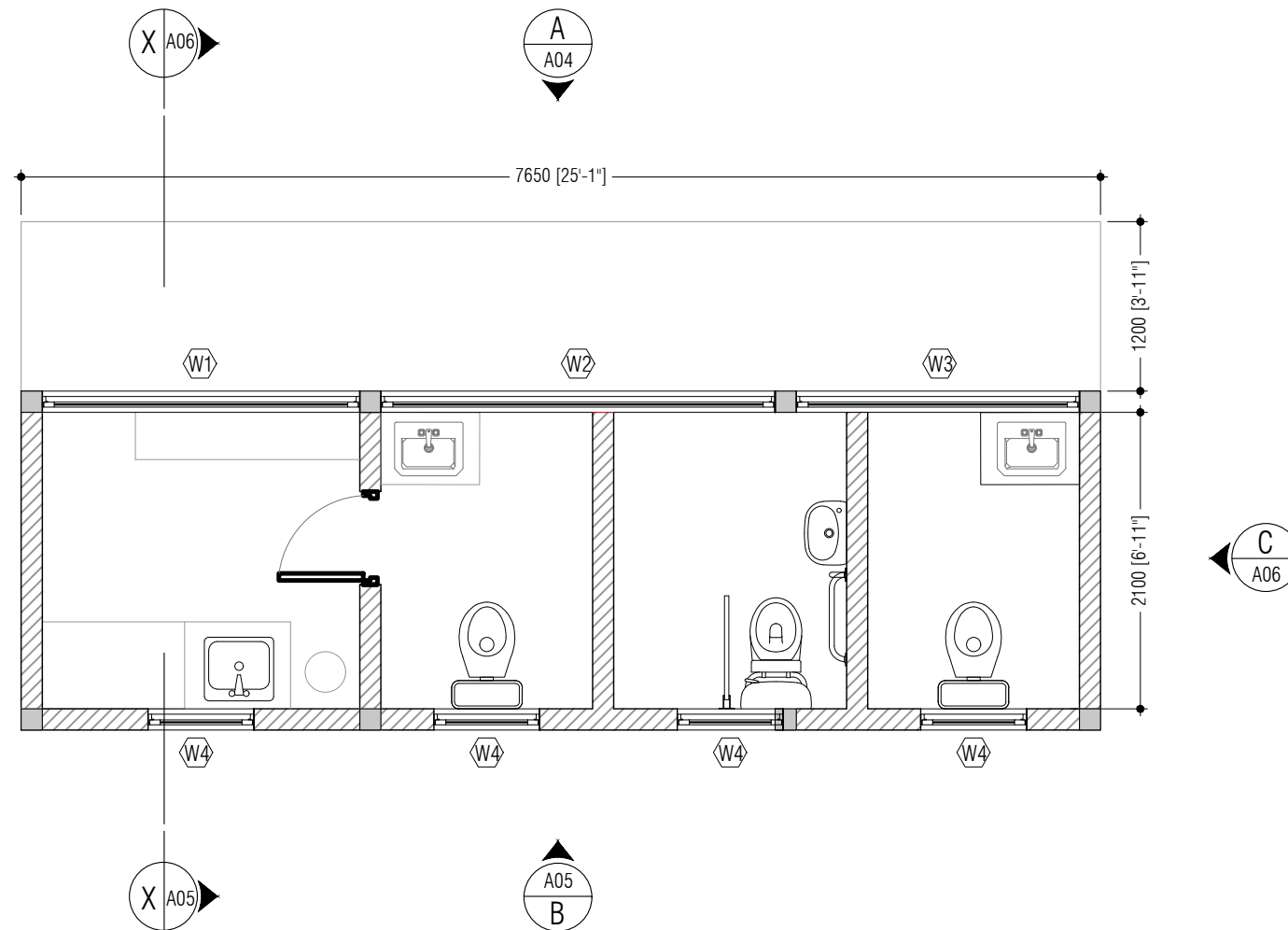
Issue: IFA Date: APRIL 2023 Pages: 06
 Scale: Paper: A3
 Dwg #: AR1911-A38- REV[A0]



Associates Architects

RIHIKURI (1ST FLOOR), NIROLHU MAGU
NEIGHBORHOOD 1, HULHUMALE
TEL: (960) 7826260, (960) 7977119
EMAIL: SM.ASSOC.ARCH@GMAIL.COM

NOTES:



01
A39
DETAIL 8 - TOILET BLOCK PLAN
SCALE 1:50

DHIGUVAANDU PARK

DETAIL DRAWINGS

Client: FUAHMULAH CITY COUNCIL

Design: SM
 Drafting: SM
 Engineer: -
 Structural Checker: -
 Architectural Checker: -

Drawing Title:

Issue: IFA Date: AUG 2023 Pages: 56

Scale: Paper: A3

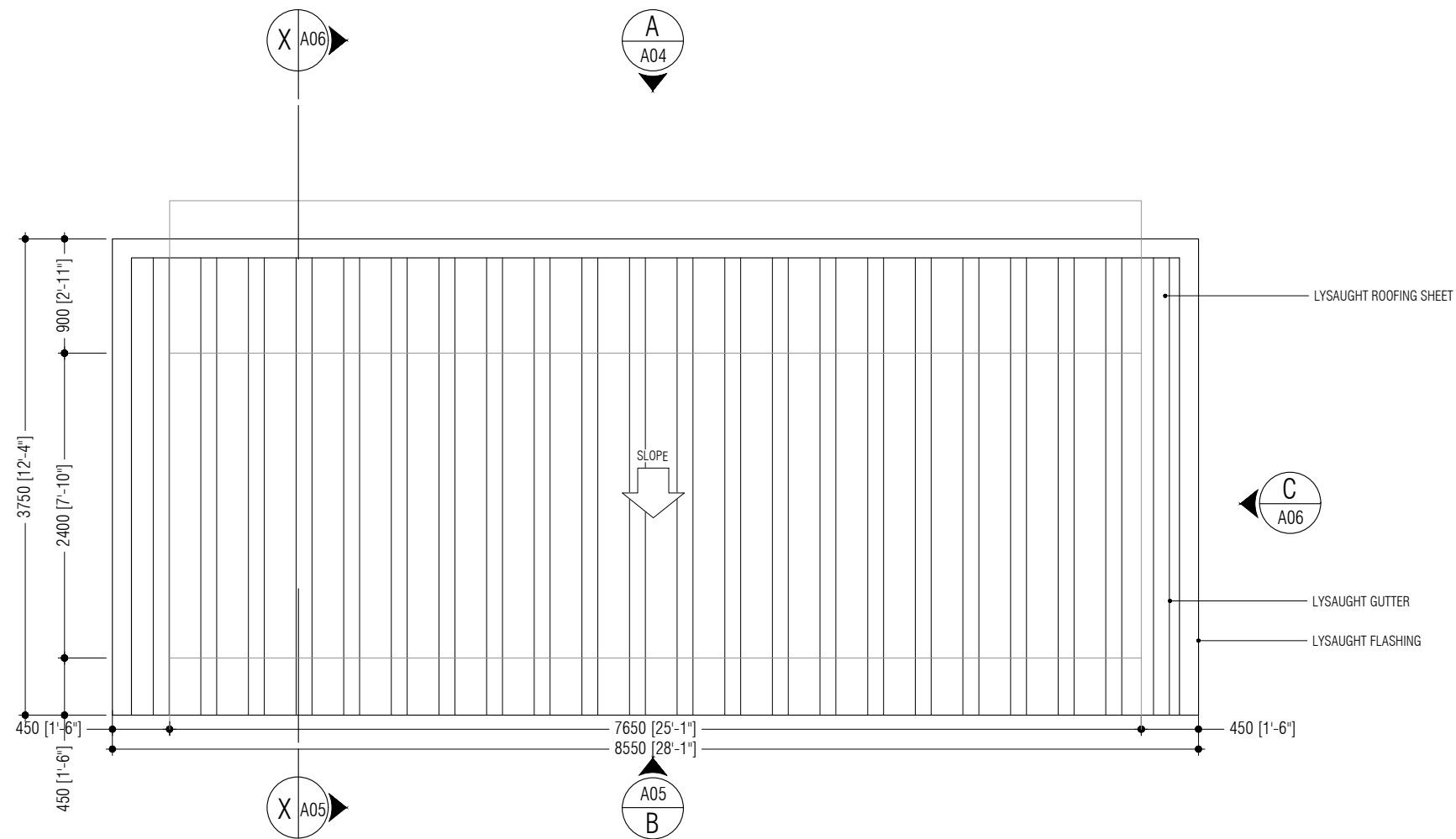
Dwg #: AR2325-A39- REV[A0]



Associates Architects

RIHIKURI (1ST FLOOR), NIROLHU MAGU
NEIGHBORHOOD 1, HULHUMALE'
TEL: (960) 7826260, (960) 7977119
EMAIL: SM.ASSOC.ARCH@GMAIL.COM

NOTES:



01
A40
DETAIL 8 - TOILET BLOCK ROOF PLAN
SCALE 1:50

NO.	DESCRIPTION	DATE
REV A0	ISSUED FOR APPROVAL	02- MAY - 23

DHIGUVAANDU PARK

DETAIL DRAWINGS

Client: FUVAHMULAH CITY COUNCIL

Design: SM
 Drafting: SM
 Engineer: -
 Structural Checker: -
 Architectural Checker: -

Drawing Title:

Issue: IFA Date: AUG 2023 Pages: 56

Scale: Paper: A3

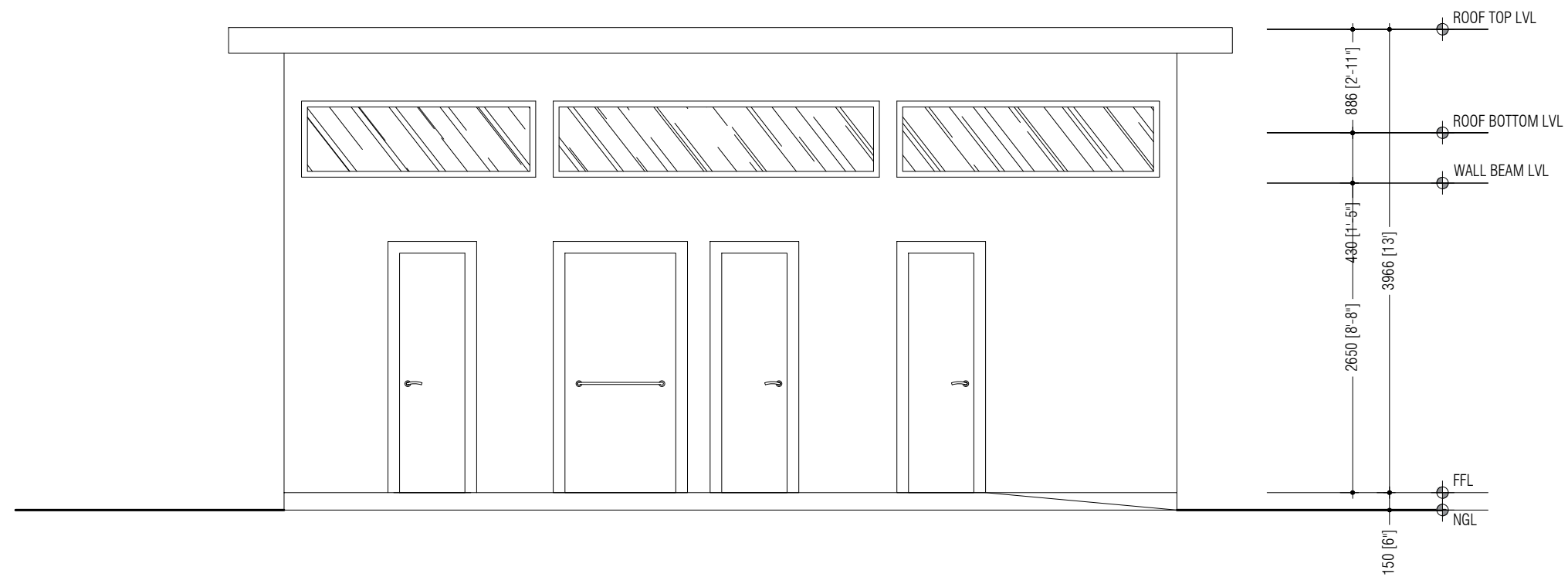
Dwg #: AR2325-A40- REV[A0]



Associates Architects

RIHIKURI (1ST FLOOR), NIROLHU MAGU
NEIGHBORHOOD 1, HULHUMALE
TEL: (960) 7826260, (960) 7977119
EMAIL: SM.ASSOC.ARCH@GMAIL.COM

NOTES:



01 DETAIL 8 - TOILET BLOCK ELEVATION A
 SCALE 1:50

DHIGUVAANDU PARK

DETAIL DRAWINGS

Client: FUVAHMULAH CITY COUNCIL

Design: SM
 Drafting: SM
 Engineer: -
 Structural Checker: -
 Architectural Checker: -

Drawing Title:

Issue: IFA Date: AUG 2023 Pages: 56

Scale: Paper: A3

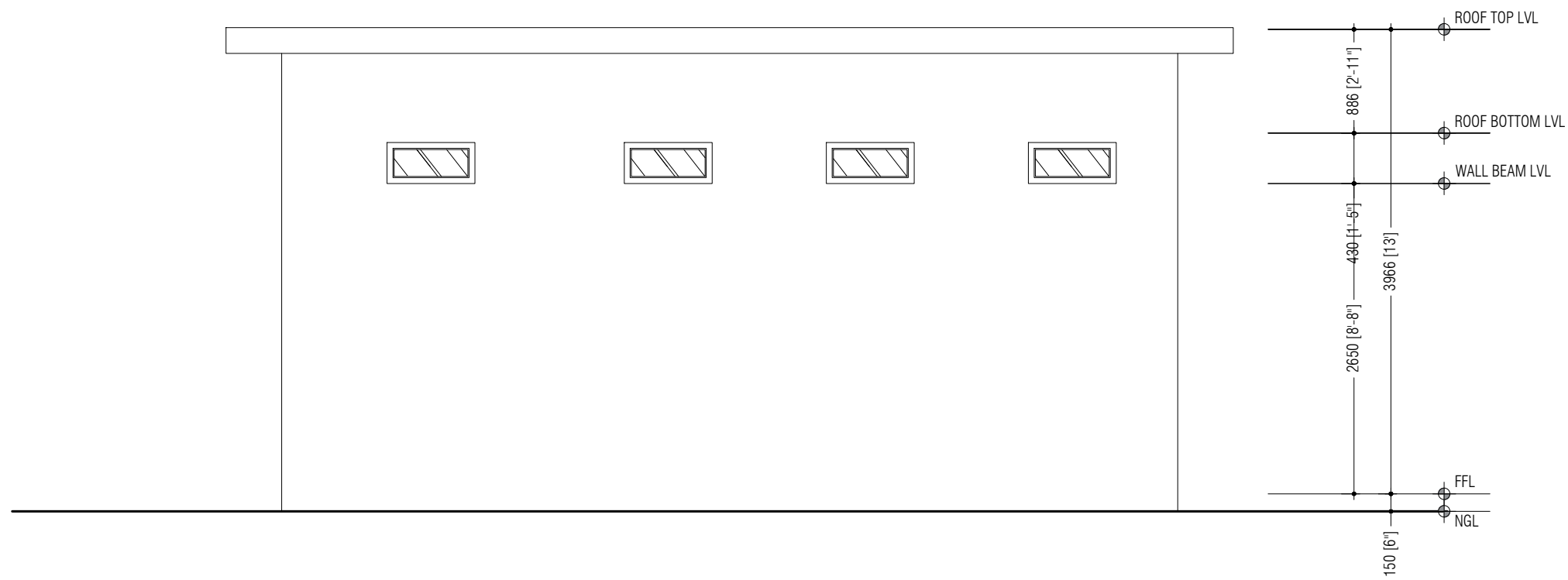
Dwg #: AR2325-A41 - REV[A0]



Associates Architects

RIHIKURI (1ST FLOOR), NIROLHU MAGU
NEIGHBORHOOD 1, HULHUMALE'
TEL: (960) 7826260, (960)7977119
EMAIL: SM.ASSOC.ARCH@GMAIL.COM

NOTES:



01 DETAIL 8 - TOILET BLOCK ELEVATION B
A42 SCALE 1:50

NO.	DESCRIPTION	DATE
REV A0	ISSUED FOR APPROVAL	02- MAY - 23

DHIGUVAANDU PARK
DETAIL DRAWINGS

Client: FUVAHMULAH CITY COUNCIL

Design: SM
 Drafting: SM
 Engineer: -
 Structural Checker: -
 Architectural Checker: -

Drawing Title:

Issue: IFA Date: AUG 2023 Pages: 56
 Scale: Paper: A3
 Dwg #: AR2325-A42- REV[A0]



SM Associates Architects

RIHIKURI (1ST FLOOR), NIROLHU MAGU
NEIGHBORHOOD 1, HULHUMALE
TEL: (960) 7826260, (960)7977119
EMAIL: SM.ASSOC.ARCH@GMAIL.COM

NOTES:

NO.	DESCRIPTION	DATE
REV A0	ISSUED FOR APPROVAL	02- MAY - 23

DHIGUVAANDU PARK

DETAIL DRAWINGS

Client: FUVAHMULAH CITY COUNCIL

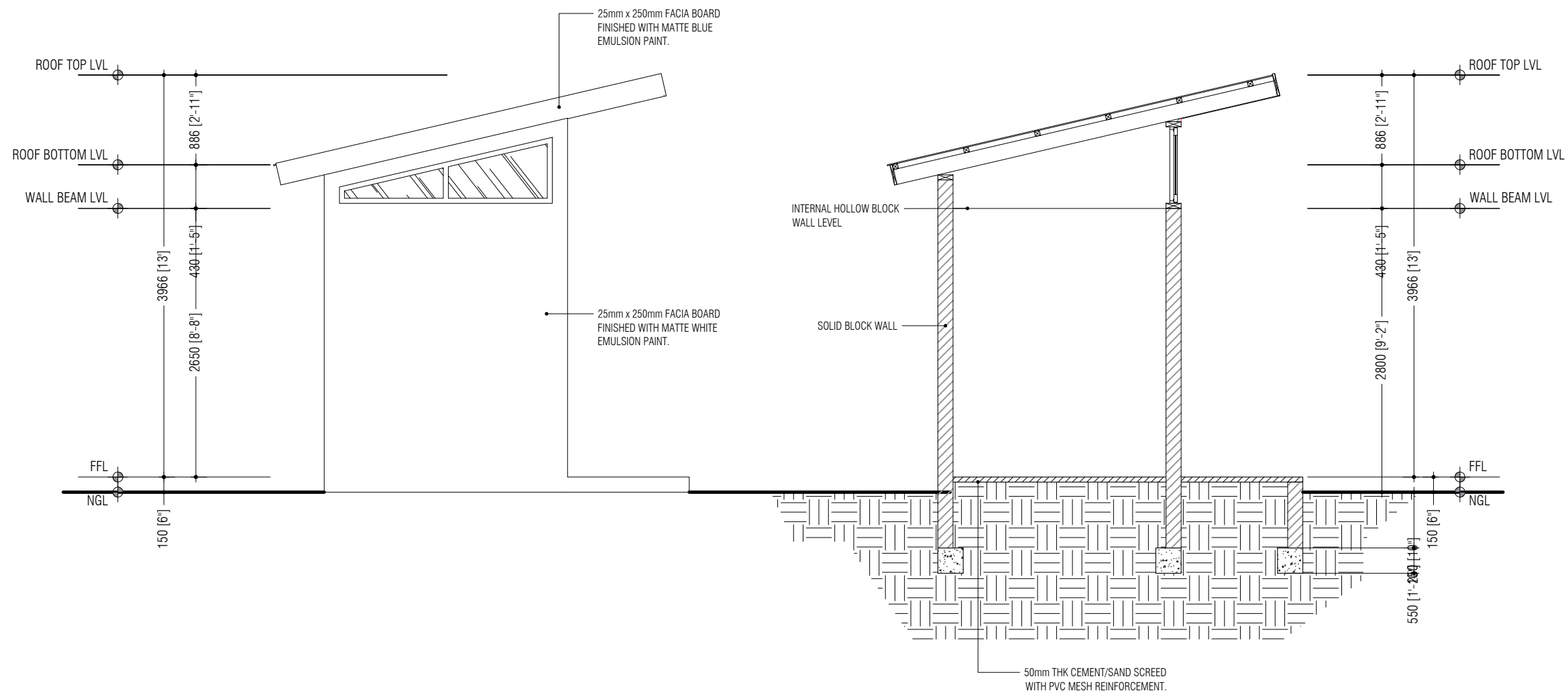
Design: SM
Drafting: SM
Engineer: -
Structural Checker: -
Architectural Checker: -

Drawing Title:

Issue: IFA Date: AUG 2023 Pages: 56

Scale: Paper: A3

Dwg #: AR2325-A43- REV[A0]



01 DETAIL 8 - TOILET BLOCK ELEVATION C
A43 SCALE 1:50

02 DETAIL 8 - TOILET BLOCK SECTION X-X
A06 SCALE 1:50

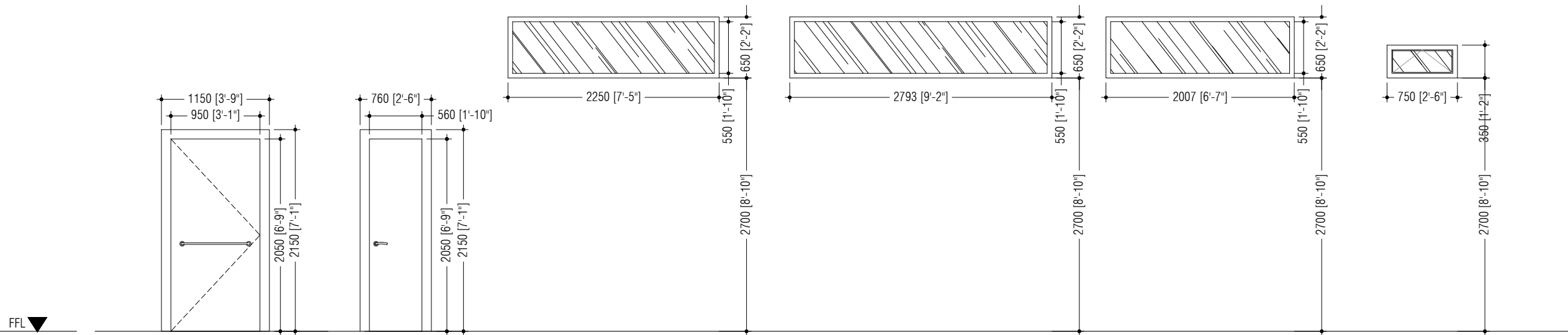


Associates Architects

RIHIKURI (1ST FLOOR), NIROLHU MAGU
NEIGHBORHOOD 1, HULHUMALE
TEL: (960) 7826260, (960) 7977119
EMAIL: SM.ASSOC.ARCH@GMAIL.COM

NOTES:

D/W #	D1	D2	W1	W2	W3	W4
DOOR FRAME	FIBER	FIBER	ALUMINIUM	ALUMINIUM	ALUMINIUM	ALUMINIUM
PANEL	READY MADE FIBER DOOR	READY MADE FIBER DOOR	ALUMINIUM	ALUMINIUM	ALUMINIUM	ALUMINIUM
FINISHES	MATTE NAVY BLUE FINISH	MATTE NAVY BLUE FINISH	MATTE NAVY BLUE FINISH	MATTE NAVY BLUE FINISH	MATTE NAVY BLUE FINISH	MATTE NAVY BLUE FINISH
MAX. OPEN AREA	1.95 SQM	1.15 SQM	GLASS BLACK TINT	GLASS BLACK TINT	GLASS BLACK TINT	GLASS BLACK TINT



NO.	DESCRIPTION	DATE
REV A0	ISSUED FOR APPROVAL	02- MAY - 23

DHIGUVAANDU PARK
DETAIL DRAWINGS

Client: FUVAHMULAH CITY COUNCIL

Design:	SM
Drafting:	SM
Engineer:	-
Structural Checker:	-
Architectural Checker:	-

Drawing Title:

Issue: IFA Date: AUG 2023 Pages: 56
Scale: Paper: A3
Dwg #: AR2325-A44- REV[A0]

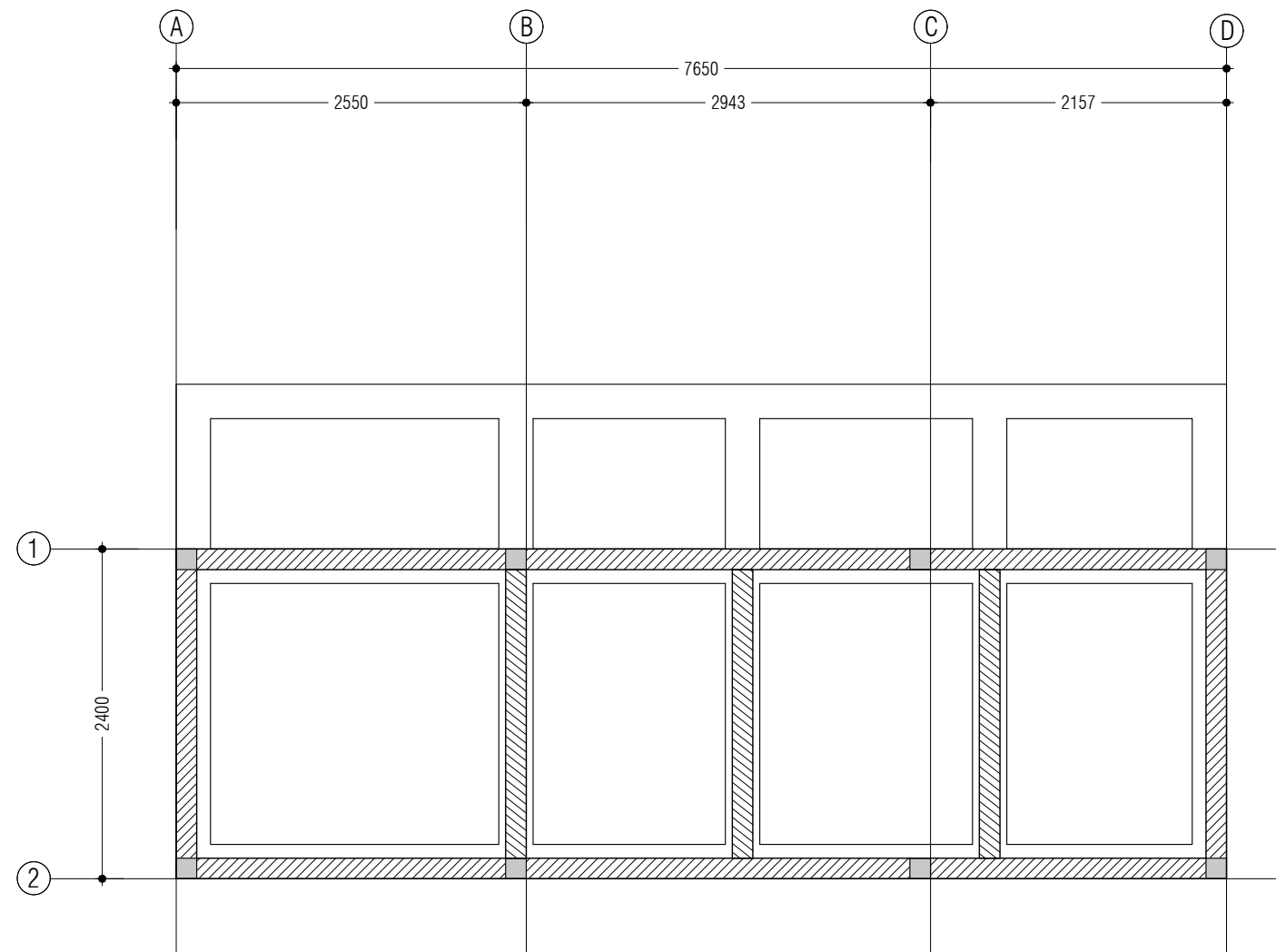
01 DETAIL 8 - TOILET BLOCK DOOR WINDOW SCHEDULE
A44 SCALE 1:50



Associates Architects

RIHIKURI (1ST FLOOR), NIROLHU MAGU
NEIGHBORHOOD 1, HULHUMALE
TEL: (960) 7826260, (960) 7977119
EMAIL: SM.ASSOC.ARCH@GMAIL.COM

NOTES:



ALL BEAMS ARE FB.
ALL COLUMNS ARE C1.

- SOLID BLOCK WALLS OVER FOUNDATION BEAM
- HOLLOW BLOCK WALLS OVER FOUNDATION BEAM

01 DETAIL 8 - TOILET BLOCK FOUNDATION PLAN
 S02 SCALE 1:50

NO.	DESCRIPTION	DATE
REV A0	ISSUED FOR APPROVAL	02- MAY - 23

DHIGUVAANDU PARK

DETAIL DRAWINGS

Client: FUVAHMULAH CITY COUNCIL

Design: SM
 Drafting: SM
 Engineer: -
 Structural Checker: -
 Architectural Checker: -

Drawing Title:

Issue: IFA Date: AUG 2023 Pages: 56

Scale: Paper: A3

Dwg #: AR2325-S01 - REV[A0]



Associates Architects

RIHIKURI (1ST FLOOR), NIROLHU MAGU
NEIGHBORHOOD 1, HULHUMALE
TEL: (960) 7826260, (960) 7977119
EMAIL: SM.ASSOC.ARCH@GMAIL.COM

NOTES:

NO.	DESCRIPTION	DATE
REV A0	ISSUED FOR APPROVAL	02- MAY - 23

DHIGUVAANDU PARK

DETAIL DRAWINGS

Client: FUVAHMULAH CITY COUNCIL


Design: SM
 Drafting: SM
 Engineer: -
 Structural Checker: -
 Architectural Checker: -

Drawing Title:

Issue: IFA Date: AUG 2023 Pages: 56

Scale: Paper: A3

Dwg #: AR2325-S02- REV[A0]



ALL COLUMNS ARE C1

01
S02

DETAIL 8 - TOILET BLOCK COLUMN PLAN

SCALE 1:50



Associates Architects

RIHIKURI (1ST FLOOR), NIROLHU MAGU
NEIGHBORHOOD 1, HULHUMALE
TEL: (960) 7826260, (960) 7977119
EMAIL: SM.ASSOC.ARCH@GMAIL.COM

NOTES:

NO.	DESCRIPTION	DATE
REV A0	ISSUED FOR APPROVAL	02- MAY - 23

DHIGUVAANDU PARK DETAIL DRAWINGS

Client: FUVAHMULAH CITY COUNCIL


Design: SM
 Drafting: SM
 Engineer: -
 Structural Checker: -
 Architectural Checker: -

Drawing Title:

Issue: IFA Date: AUG 2023 Pages: 56

Scale: Paper: A3

Dwg #: AR2325-S03- REV[A0]



ALL BEAMS ARE WB1

01
S03

DETAIL 8 - TOILET BLOCK BEAM PLAN

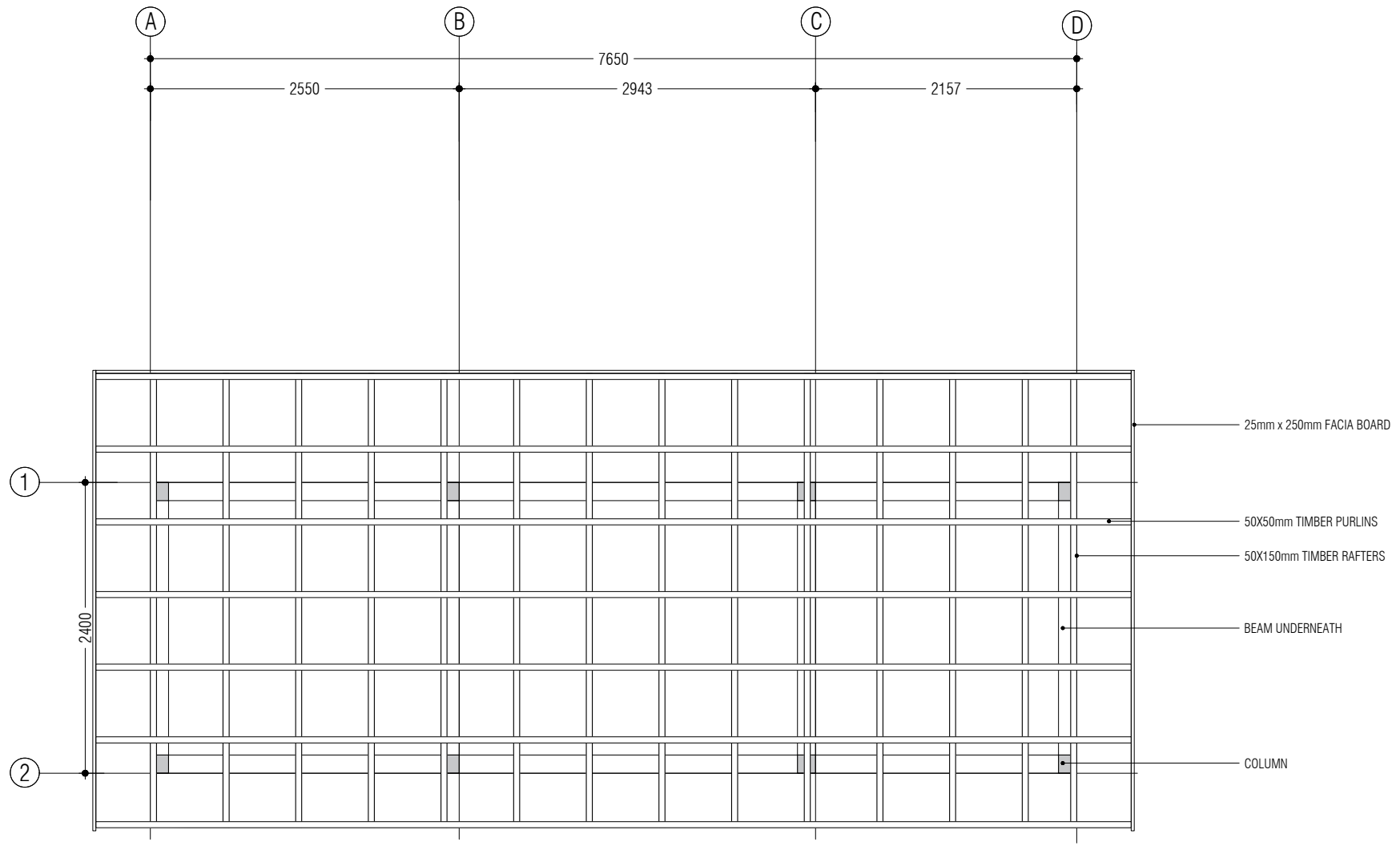
SCALE 1:50



Associates Architects

RIHIKURI (1ST FLOOR), NIROLHU MAGU
NEIGHBORHOOD 1, HULHUMALE
TEL: (960) 7826260, (960)7977119
EMAIL: SM.ASSOC.ARCH@GMAIL.COM

NOTES:



NO.	DESCRIPTION	DATE
REV A0	ISSUED FOR APPROVAL	02- MAY - 23

DHIGUVAANDU PARK
DETAIL DRAWINGS

Client: FUVAHMULAH CITY COUNCIL

Design: SM
 Drafting: SM
 Engineer: -
 Structural Checker: -
 Architectural Checker: -

Drawing Title:

Issue: IFA Date: AUG 2023 Pages: 56
 Scale: Paper: A3
 Dwg #: AR2325-S04- REV[A0]

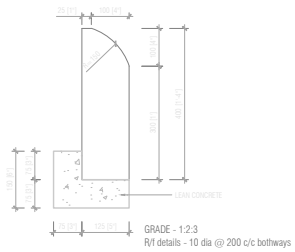
01 DETAIL 8 - TOILET BLOCK ROOF FRAMING PLAN
 S04 SCALE 1:50



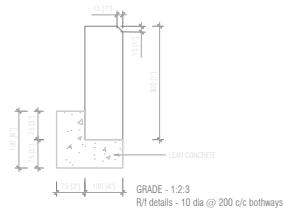
Associates Architects

RIHIKURI (1ST FLOOR), NIROLHU MAGU
NEIGHBOURHOOD 1, HULHUMALE'
TEL: (960) 7826260, (960)7977119
EMAIL: INFO@SMCOLLECTIVES.NET

NOTES:



CURB A



CURB B



CURB - TYPICAL SECTION DETAILS

SCALE 1:20



DHIGUVAANDU PARK

DETAIL DRAWINGS

Client: FUVAHMULAH CITY COUNCIL

Landscape Architect: NABATH

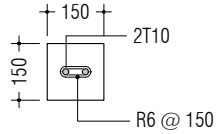
Assistant Landscape Architect: HAMRA

Drawing Title: AS SHOWN

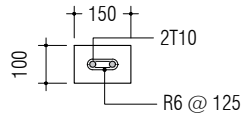
Issue: IFA Date: NOV 2023 Pages: 56

Scale: NTS Paper: A4

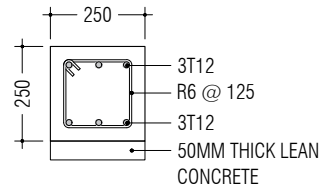
Dwg #: AR2325-S05-REV[A0]



COLUMN (C1)



LINTEL BEAM



FOUNDATION BEAM (FB)



STRUCTURAL DETAILS

SCALE 1:20



Associates Architects

RIHIKURI (1ST FLOOR), NIROLHU MAGU
NEIGHBORHOOD 1, HULHUMALE'
TEL: (960) 7826260, (960) 7977119
EMAIL: INFO@SMCOLLECTIVES.NET

NOTES:

NO.	DESCRIPTION	DATE
A0	ISSUED FOR APPROVAL	30.04.2022

DHIGUVAANDU PARK

DETAIL DRAWINGS

Client: FUVAHMULAH CITY COUNCIL

Landscape Architect: NABATH

Assistant Landscape Architect: HAMRA

Drawing Title: AS SHOWN

Issue: IFA Date: NOV 2023 Pages: 56

Scale: NTS Paper: A4

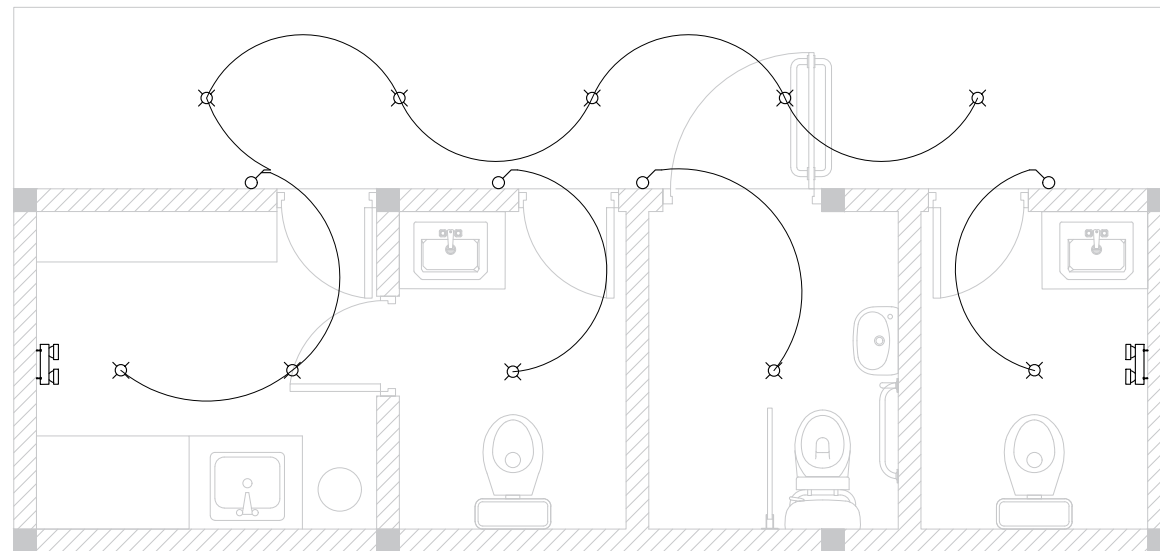
Dwg #: AR2325-S06-REV[A0]



Associates Architects

RIHIKURI (1ST FLOOR), NIROLHU MAGU
 NEIGHBORHOOD 1, HULHUMALE'
 TEL: (960) 7826260, (960)7977119
 EMAIL: SM.ASSOC.ARCH@GMAIL.COM

NOTES:



SYMBOL	DESCRIPTION
—	WATER PROOF 14W MIRROR LIGHT
○	18W LIGHT (SURFACE MOUNT)
⊗	18W LIGHT (RECESSED)
⊕	18W LIGHT (WALL MOUNT)
⚡	EMERGENCY LIGHT
⊗	CEILING FAN (1.2m DIAMETER)
⚡	1 GANG 2 WAY SWITCH
⚡	1 GANG 1 WAY SWITCH
⚡	2 GANG 1 WAY SWITCH
⚡	3 GANG 1 WAY SWITCH
⚡	4 GANG 1 WAY SWITCH
⊗	FAN LIGHT DIMMER
w	WATERPROOF

01
 ELV01
 DETAIL 8 - TOILET BLOCK LIGHTING PLAN
 SCALE 1:50
 0 0.5m 1m 1.5m 2m

NO.	DESCRIPTION	DATE
REV A0	ISSUED FOR APPROVAL	02- MAY - 23

DHIGUVAANDU PARK

DETAIL DRAWINGS

Client: FUVAHMULAH CITY COUNCIL

Design: SM
 Drafting: SM
 Engineer: -
 Structural Checker: -
 Architectural Checker: -

Drawing Title:

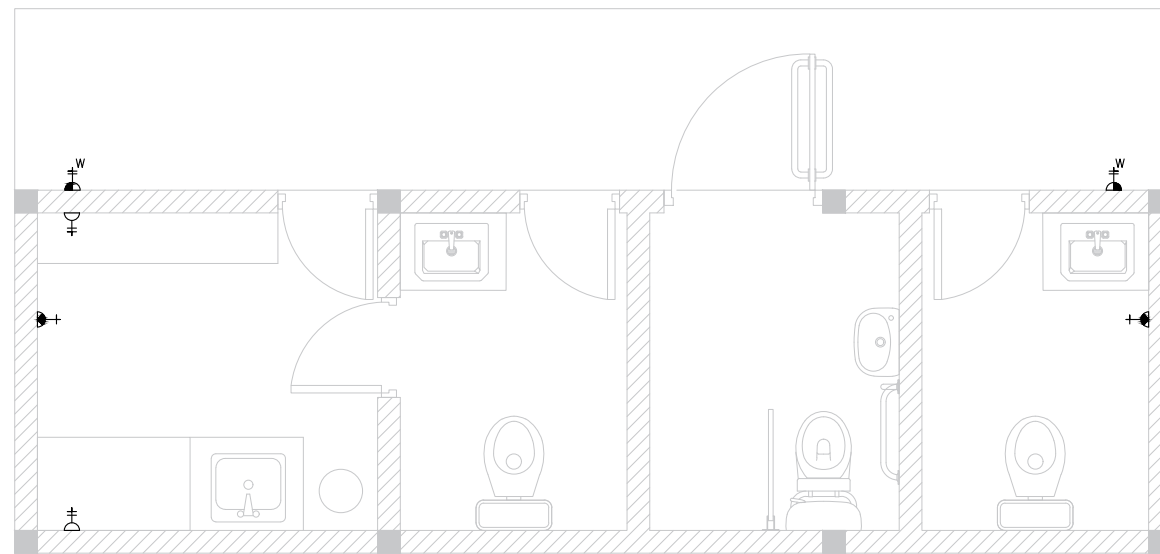
Issue: IFA Date: AUG 2023 Pages: 56
 Scale: Paper: A3
 Dwg #: AR2325-ELV01 - REV[A0]



Associates Architects

RIHIKURI (1ST FLOOR), NIROLHU MAGU
 NEIGHBORHOOD 1, HULHUMALE
 TEL: (960) 7826260, (960)7977119
 EMAIL: SM.ASSOC.ARCH@GMAIL.COM

NOTES:



SYMBOL	DESCRIPTION
	MAIN DISTRIBUTION BOARD
	SECONDARY DISTRIBUTION BOARD
	1X13A SOCKET OUTLET AT 1200mm ABOVE FFL
	1X13A SOCKET OUTLET AT 300mm ABOVE FFL
	2X13A SOCKET OUTLET AT 300mm ABOVE FFL
	2X13A SOCKET OUTLET AT 1000mm ABOVE FFL
	1X13A SOCKET OUTLET AT 2350mm ABOVE FFL
	1X15A SOCKET OUTLET AT 2350mm ABOVE FFL
	2X13A SOCKET OUTLET AT FLOOR
	LAN POINT
	TELEPHONE POINT
	TV POINT
	WATERPROOF

01
 ELV02
 SCALE 1:50
 0 0.5m 1m 1.5m 2m

DHIGUVAANDU PARK

DETAIL DRAWINGS

Client: FUVAHMULAH CITY COUNCIL

Design: SM
 Drafting: SM
 Engineer: -
 Structural Checker: -
 Architectural Checker: -

Drawing Title:

Issue: IFA Date: AUG 2023 Pages: 56

Scale: Paper: A3

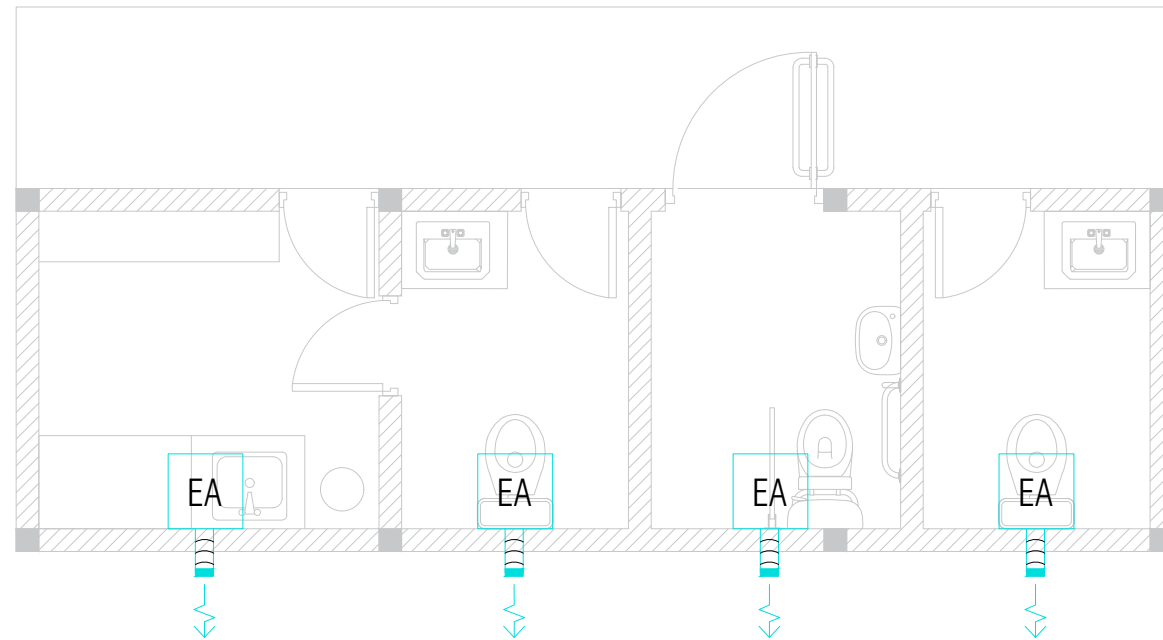
Dwg #: AR2325-ELV02- REV[A0]



Associates Architects

RIHIKURI (1ST FLOOR), NIROLHU MAGU
 NEIGHBORHOOD 1, HULHUMALE
 TEL: (960) 7826260, (960)7977119
 EMAIL: SM.ASSOC.ARCH@GMAIL.COM

NOTES:



SYMBOL	DESCRIPTION
	WALL MOUNTED FAN COIL UNIT WITH COOLING LOAD AS SHOWN.
	SINGLE SPLIT CONDENSER UNIT
	150x150mm INTERNAL EXHAUST GRILL
	100 CMH ONLINE EXHAUST FAN
	100mm Ø FLEXIBLE DUCT
	INSULATED LIQUID PIPE
	INSULATED GAS PIPE
	20mm Ø INSULATED DRAIN PIPE
	300mm Ø EXHAUST FAN
	PIPE DROP FROM ABOVE
	PIPE RISE FROM BELOW

01
 ACV01
 DETAIL 8 - TOILET BLOCK HVAC LAYOUT
 SCALE 1:50
 0 0.5m 1m 1.5m 2m

DHIGUVAANDU PARK

DETAIL DRAWINGS

Client: FUVAHMULAH CITY COUNCIL

Design: SM
 Drafting: SM
 Engineer: -
 Structural Checker: -
 Architectural Checker: -

Drawing Title:

Issue: IFA Date: AUG 2023 Pages: 56

Scale: Paper: A3

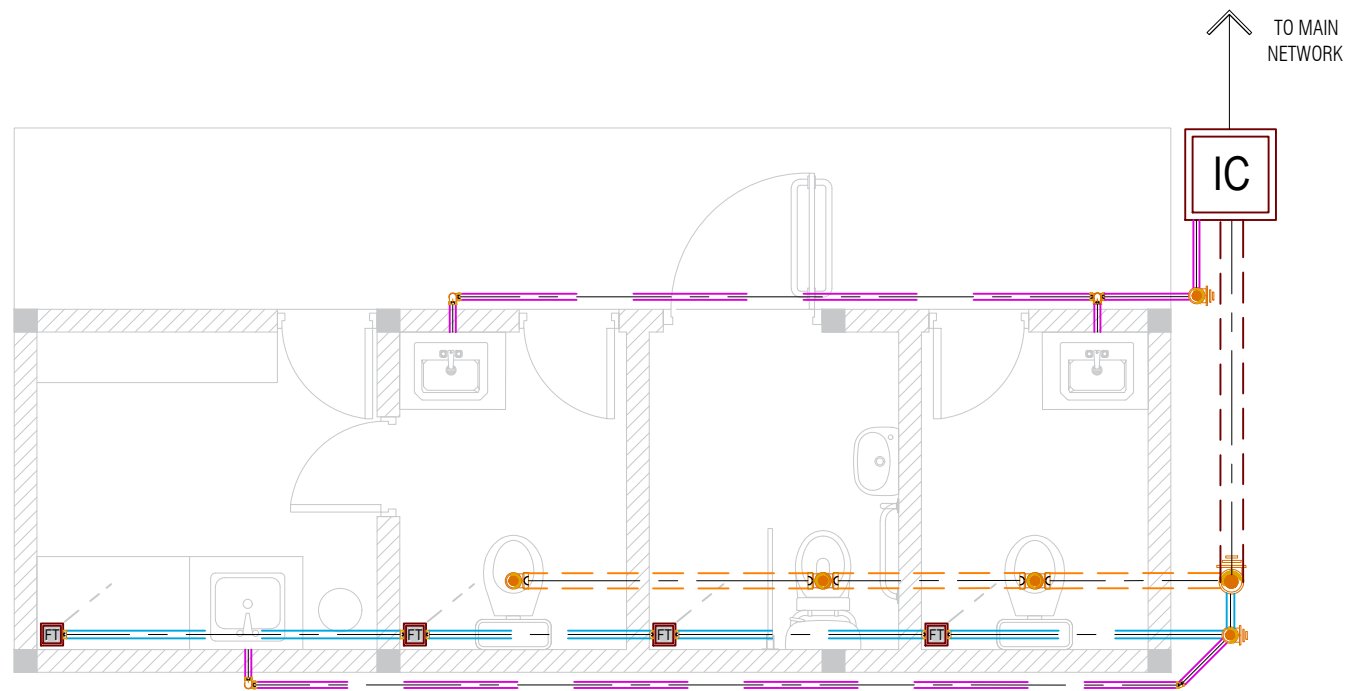
Dwg #: AR2325-ACV01 - REV[A0]



Associates Architects

RIHIKURI (1ST FLOOR), NIROLHU MAGU
NEIGHBORHOOD 1, HULHUMALE'
TEL: (960) 7826260, (960)7977119
EMAIL: SM.ASSOC.ARCH@GMAIL.COM

NOTES:



SYMBOL	DESCRIPTION
	40mm Ø WASTE WATER PIPE
	50mm Ø WASTE WATER PIPE
	100mm Ø WASTE WATER PIPE
	100mm Ø SOIL PIPE
	150mm Ø SOIL PIPE
	INSPECTION CHAMBER
	GREASE TRAP
	FLOOR TRAP
	PIPE DROP FROM ABOVE
	PIPE RISE FROM BELOW
	CLEANING EYE

GENERAL NOTES

- ALL DIMENSIONS ARE IN MILLIMETERS UNLESS OTHERWISE STATED. ALL DIMENSIONS ARE TO BE VERIFIED ON SITE.
- PVC OR UPVC PN 6 PIPES SHALL BE USED FOR GRAVITY SEWER PIPES.
- UPVC PN 6 PIPES SHALL BE USED FOR PUMP SEWER PIPES.
- GRADIENT OF PIPES SHALL BE:
 - 1:80 = FOR 50Ø PIPES
 - 1:100 = FOR 80Ø PIPES
 - 1:120 = FOR 100Ø PIPES
 - 1:160 = FOR 150Ø PIPES
 - NO GRADIENT = FOR PRESSURE PIPES
- ALL PIPES SHALL BE TESTED FOR LEAKS BEFORE SEALING OFF OR BURYING.
- CONTRACTOR SHALL SUBMIT SHOP DRAWING FOR APPROVAL BEFORE COMMENCEMENT OF WORK AT SITE.
- AS-BUILT DRAWINGS SHALL BE SUBMITTED FOR APPROVAL AFTER THE COMPLETION OF WORK.

01 DETAIL 8 - TOILET BLOCK SOIL PIPE, WASTE WATER PIPE LAYOUT
PB01 SCALE 1:50



NO.	DESCRIPTION	DATE
REV A0	ISSUED FOR APPROVAL	02- MAY - 23

DHIGUVAANDU PARK

DETAIL DRAWINGS

Client: FUVAHMULAH CITY COUNCIL

Design: SM
Drafting: SM
Engineer: -
Structural Checker: -
Architectural Checker: -

Drawing Title:

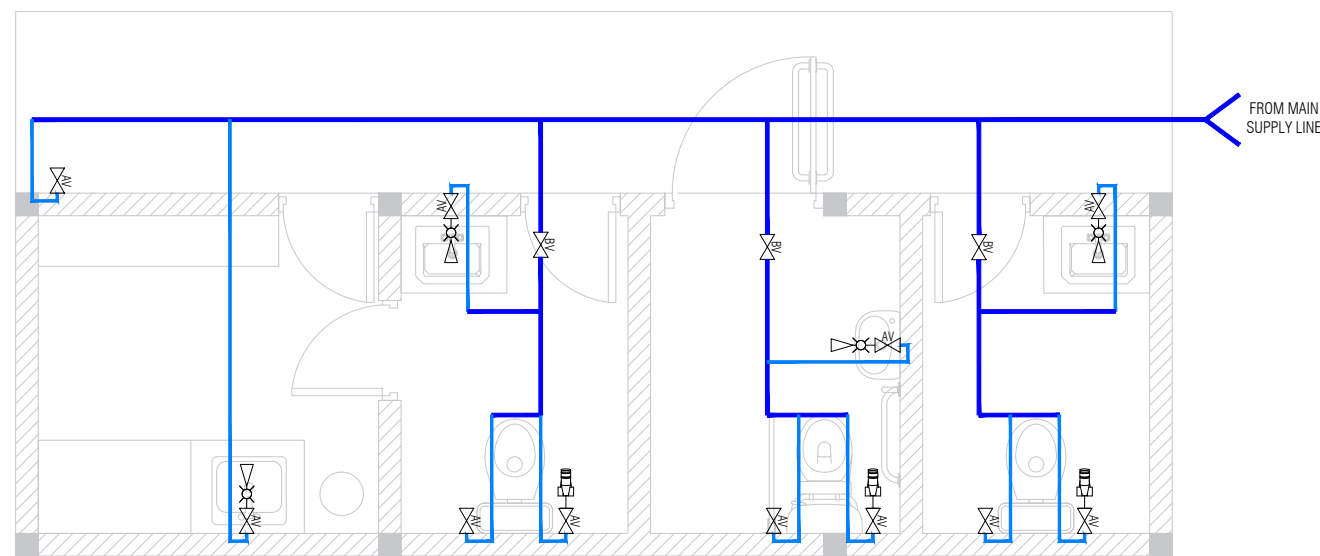
Issue: IFA Date: AUG 2023 Pages: 56
Scale: Paper: A3
Dwg #: AR2325-PB01 - REV[A0]



Associates Architects

RIHIKURI (1ST FLOOR), NIROLHU MAGU
NEIGHBORHOOD 1, HULHUMALE
TEL: (960) 7826260, (960) 7977119
EMAIL: SM.ASSOC.ARCH@GMAIL.COM

NOTES:



SYMBOL	DESCRIPTION
	25mm Ø FRESH WATER SUPPLY PIPE
	16mm Ø FRESH WATER SUPPLY PIPE
	FAUCET / TAP
	SHOWER MIXER
	MUSLIM SHOWER / BIDET / HAND SPRAY
	BALL VALVE
	ANGLE VALVE
	GATE VALVE
	PIPE DROP FROM ABOVE
	PIPE RISE FROM BELOW

GENERAL NOTES

1. ALL DIMENSIONS ARE IN MILLIMETERS UNLESS OTHERWISE STATED. ALL DIMENSIONS ARE TO BE VERIFIED ON SITE.
2. ALL INTERNAL COLD WATER PIPES SHALL BE PPR-PN 10 PIPES.
3. CHECK VALVE OR NON-RETURN VALVE SHALL BE FIXED TO WATER SUPPLY PIPES GOING TO FLUSH TANKS AND WATER PONDS.
4. CONTRACTOR SHALL SUBMIT SHOP DRAWING FOR APPROVAL BEFORE COMMENCEMENT OF WORK AT SITE.
5. AS-BUILT DRAWINGS SHALL BE SUBMITTED FOR APPROVAL AFTER THE COMPLETION OF WORK.

NO.	DESCRIPTION	DATE
REV A0	ISSUED FOR APPROVAL	02- MAY - 23

DHIGUVAANDU PARK

DETAIL DRAWINGS

Client: FUVAHMULAH CITY COUNCIL

Design: SM
Drafting: SM
Engineer: -
Structural Checker: -
Architectural Checker: -

Drawing Title:

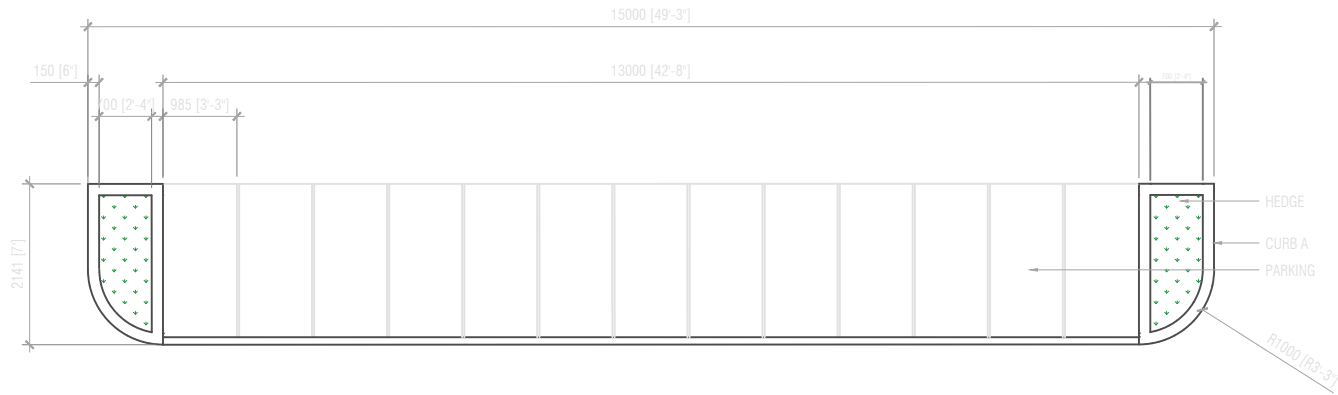
Issue: IFA Date: AUG 2023 Pages: 56
Scale: Paper: A3
Dwg #: AR2325-PB02- REV[A0]



Associates Architects

RIHIKURI (1ST FLOOR), NIROLHU MAGU
NEIGHBOURHOOD 1, HULHUMALE'
TEL: (960) 7826260, (960)7977119
EMAIL: INFO@SMCOLLECTIVES.NET

NOTES:



PARKING ZONE

SCALE 1:100



DHIGUVAANDU PARK

DETAIL DRAWINGS

Client: FUVAHMULAH CITY COUNCIL

Landscape Architect: NABATH

Assistant Landscape Architect: HAMRA

Drawing Title: AS SHOWN

Issue: IFA Date: NOV 2023 Pages: 56

Scale: NTS Paper: A4

Dwg #: AR2325-A45- REV[A0]












Associates Architects

Project / DHIGUVAANDU PARK



FF & E Schedule

LANDSCAPE FINISHES







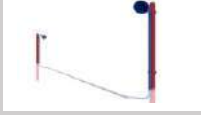


	COBBLESTONE HERRINGBONE PATTERN Location shown in DWG FF1 Code	Product Name - Brand	70 Width (mm) GREY (AS SHOWN) Color	100 Length (mm) COBBLESTONE HERRINGBONE Material	100 Depth (mm) Quantity
	PERFORATED BLOCK (2 WHEELER PARKING) Location shown in DWG FF1.1 Code	Product Name - Brand	300 Width (mm) GREY (AS SHOWN) Color	300 Length (mm) Material	100 Depth (mm) Quantity
	SCREED Location shown in DWG FF2 Code	Product Name - Brand	GREY (AS SHOWN) Color	SCREED Material	- Depth (mm) Quantity
	LAWN GRASS Location shown in DWG FF3 Code	Product Name - Brand	Width (mm) Color	Length (mm) GRASS Material	- Depth (mm) Quantity
	EPDM Location shown in DWG FF4 Code	Product Name Brand	Width (mm) H01 Color	Length (mm) EPDM FLOORING Material	- Depth (mm) Quantity
	EPDM Location shown in DWG FF5 Code	Product Name Brand	Width (mm) H12 Color	Length (mm) EPDM FLOORING Material	- Depth (mm) Quantity




	EPDM Location shown in DWG FF6 Code	Product Name - Brand	Width (mm) H18 Color	Length (mm) EPDM FLOORING Material	Thickness (mm) - Quantity
	EPDM Location shown in DWG FF7 Code	Product Name - Brand	Width (mm) H05 Color	Length (mm) EPDM FLOORING Material	Thickness (mm) - Quantity
	EPDM Location shown in DWG FF8 Code	Product Name - Brand	Width (mm) H07 Color	Length (mm) EPDM FLOORING Material	Thickness (mm) - Quantity

FIXTURES

	Floor Uplight [warm white] - 8W Location shown in DWG Code	ALUMINIUM FLOOR LIGHT Product Name Brand	Width (mm) BLACK Color	Length (mm) ALUMINIUM COVERING Material	Depth (mm) - Quantity
	Garden Light - 40W Location shown in DWG Code	Product Name Brand	Width (mm) WHITE Color	Length (mm) Material	Depth (mm) - Quantity
	LED LIGHT - 20W Location shown in DWG Code	Product Name Brand	Width (mm) WHITE Color	Length (mm) Material	Depth (mm) - Quantity
	DUSTBIN Location shown in DWG Code	Product Name Brand	Width (mm) 410 Color BLACK Color	Length (mm) 500 Material PLASTIC Material	Depth (mm) 830 Quantity

EQUIPMENTS

	Balancing Posts with Rope Location shown in DWG Equipment A Code	NRO821 Product Name - Brand	1000 Max Width (mm) ROBINIA UNT. WOOD Color	3500 Max Length (mm) VINYL PLAYSET Material	- Thickness (mm) 1 Quantity
	Swing set Location shown in DWG Equipment B Code	KSW92008 Product Name - Brand	3000 Max Width (mm) ANTHRACITE GREY Color	1900 Max Length (mm) VINYL PLAYSET Material	- Thickness (mm) 1 Quantity
	Tic-Tac Cube L Location shown in DWG Playset A Code	220532 Product Name - Brand	2500 Max Width (mm) Color	2500 Max Length (mm) VINYL PLAYSET Material	- Thickness (mm) 1 Quantity
	Outdoor climbing net playground playset Location shown in DWG Playset B Code	Product Name - Brand	4500mm Max Width (mm) PLAYNETS, RUBBER COVERED, PANEL PE BOARD & PLASTICS, SOFT PLAY EQUIPE Components	4500mm Max Length (mm) VINYL PLAYSET Material	- Thickness (mm) 1 Quantity
	Horse Seesaw Location shown in DWG Playset C Code	M182 Product Name - Brand	450-600 Max Width (mm) Color	3500 Max Length (mm) VINYL PLAYSET Material	- Thickness (mm) 1 Quantity
	Metallophone Location shown in DWG Playset D Code	Product Name - Brand	1800 Max Width (mm) Color	1800 Max Length (mm) VINYL PLAYSET Material	- Thickness (mm) 1 Quantity
	Talk Tubes Location shown in DWG Playset E Code	Product Name - Brand	1500 Max Width (mm) Color	1500 Max Length (mm) VINYL PLAYSET/PVC Material	- Thickness (mm) 1 Quantity
	PICO Location shown in DWG Playset F Code	Product Name - Brand	1000 Max Width (mm) YELLOW Color	1000 Length (mm) VINYL PLAYSET Material	- Depth (mm) 1 Quantity
	TRACTOR		1000	1000	-

	<p>Location shown in DWG</p> <p>Playset G</p> <p>Code</p>	<p>Product Name</p> <p>Brand</p>	<p>Max Width (mm)</p> <p>RED</p> <p>Color</p>	<p>Max Length (mm)</p> <p>VINYL PLAYSET</p> <p>Material</p>	<p>Depth (mm)</p> <p>1</p> <p>Quantity</p>
	<p>Location shown in DWG</p> <p>Pyramid Climber</p> <p>Code</p>	<p>Product Name</p> <p>Brand</p>	<p>Max Width (mm)</p> <p>1500</p> <p>Color</p>	<p>Max Length (mm)</p> <p>1500</p> <p>VINYL PLAYSET</p> <p>Material</p>	<p>Depth (mm)</p> <p>-</p> <p>1</p> <p>Quantity</p>
	<p>Location shown in DWG</p> <p>SKATE RAIL</p> <p>Code</p>	<p>Product Name</p> <p>Brand</p>	<p>Diameter (mm)</p> <p>50</p> <p>Color</p>	<p>Length (mm)</p> <p>3000</p> <p>STAINLESS STEEL/ALUMINUM</p> <p>Material</p>	<p>Height (mm)</p> <p>255</p> <p>2</p> <p>Quantity</p>

