

Proposed 04 Classroom at
Adh.Fenfushee School
(02 Storey)

ARCHITECTURAL & STRUCTURAL DRAWINGS

Client: Ministry of Education



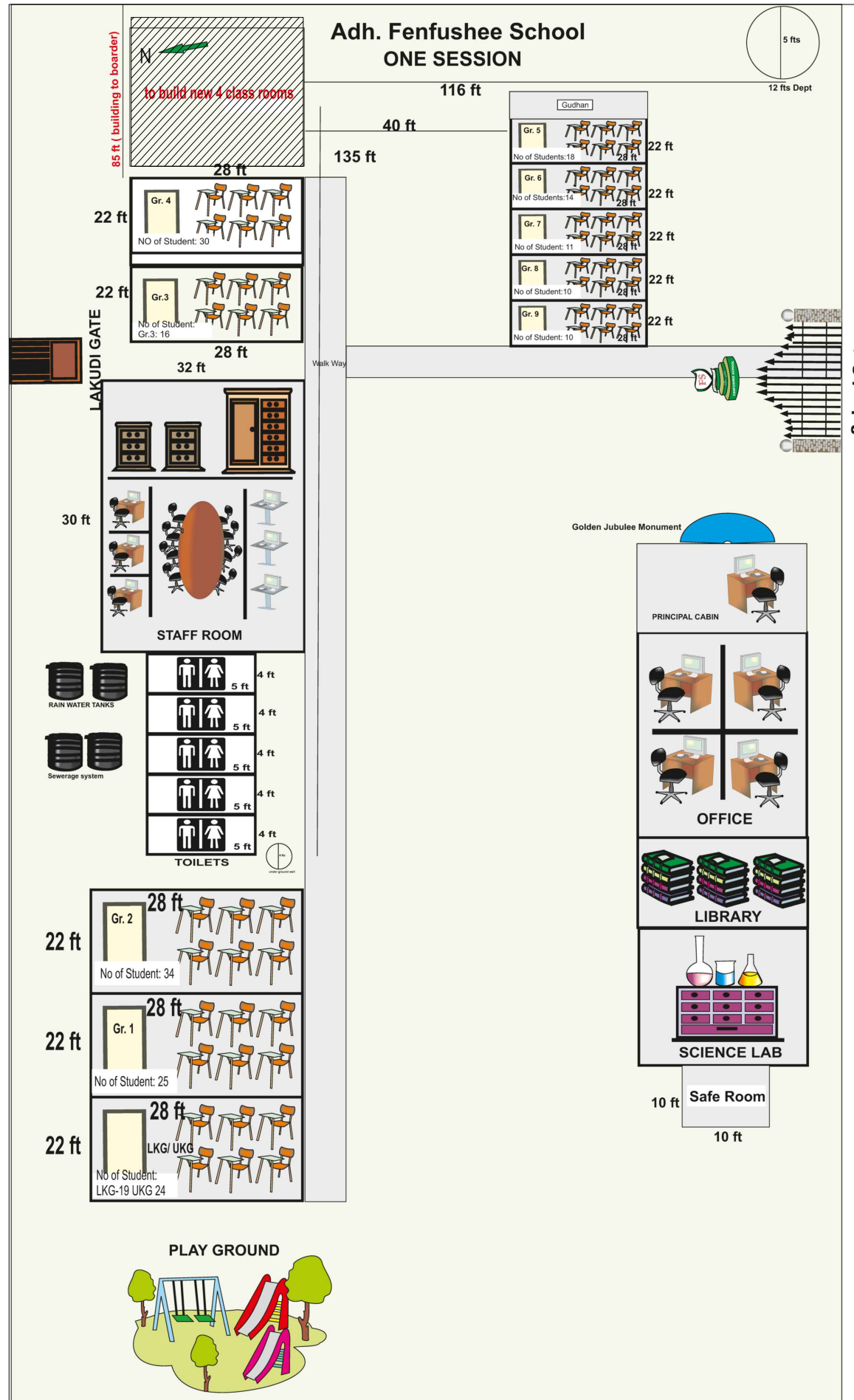
RIYAN PRIVATE LIMITED


t: +9603315049 f: +9603310776
e: info@riyan.com.mv
w: www.riyan.com.mv
3rd floor, H. Azum, Ameenemagu, Malé

TABLE OF CONTENTS

DRAWING No.	TITLE	REVISION No.	DATE	REMARKS
A R C H I T E C T U R A L				
A - 01 /22	SITE PLAN	---	---	---
A - 02 /22	GROUND FLOOR PLAN	---	---	---
A - 03 /22	FIRST FLOOR PLAN	---	---	---
A - 04 /22	ROOF PLAN	---	---	---
A - 05 /22	ELEVATION E1	---	---	---
A - 06 /22	ELEVATION E2	---	---	---
A - 07 /22	SECTION X-X	---	---	---
A - 08 /22	SECTION Y-Y	---	---	---
A - 09 /22	DOOR & WINDOW SCHEDULE - 1	---	---	---
A - 10 /22	DOOR & WINDOW SCHEDULE - 2 & VENTILATION SCHEDULE	---	---	---
A - 11 /22	GROUND FLOOR - FLOOR FINISHES PLAN	---	---	---
A - 12 /22	FIRST FLOOR - FLOOR FINISHES PLAN	---	---	---
A - 13 /22	GROUND FLOOR - REFLECTED CEILING PLAN	---	---	---
A - 14 /22	FIRST FLOOR - REFLECTED CEILING PLAN	---	---	---
A - 15 /22	DETAIL - 1 : STAIRCASE DETAILS	---	---	---
A - 16 /22	DETAIL - 2 :MAIN ENTRANCE RAMP DETAILS	---	---	---
A - 17 /22	DETAIL - 3 :TOILET DETAILS	---	---	---
A - 18 /22	DETAIL - 4 :RC FIN DETAILS (TOILET)	---	---	---
A - 19 /22	DETAIL - 5 :RC FIN DETAILS (CORRIDOR)	---	---	---
A - 20 /22	DETAIL - 6 :RAILING DETAILS	---	---	---
A - 21 /22	DETAIL - 7 :RC WALL DETAILS	---	---	---
A - 22 /22	DETAIL - 8 :NAME BOARD DETAILS	---	---	---
S T R U C T U R A L				
S - 00 /12	GENERAL NOTES	---	---	---
S - 01 /12	FOUNDATION PLAN	---	---	---
S - 02 /12	FIRST FLOOR COLUMN LAYOUT PLAN	---	---	---
S - 03 /12	FIRST FLOOR BEAM PLAN	---	---	---
S - 04 /12	STORE / HALF LANDING FLOOR BEAM & SLAB REIN. PLAN	---	---	---
S - 05 /12	FIRST FLOOR SLAB REINFORCEMENT PLAN	---	---	---
S - 06 /12	ROOF BEAM PLAN - 1 (+6150)	---	---	---
S - 07 /12	ROOF BEAM PLAN - 2 (+6706)	---	---	---
S - 08 /12	ROOF TRUSS AND FRAMING PLAN	---	---	---
S - 09 /12	ROOF TRUSS DETAILS	---	---	---
S - 10 /12	STRUCTURAL DETAILS - 1	---	---	---
S - 11 /12	STRUCTURAL DETAILS - 2	---	---	---
S - 12 /12	STRUCTURAL DETAILS - 3	---	---	---

SITE PLAN
NTS



NOTE:
 PROPOSED BUILDING LOCATION
 NO STRUCTURES TO BE DEMOLISHED AS PER THE SCHOOL

Adh. Fenfushee School 4 Classroom Block (2 story)
 Client: Ministry of Education

Project Number:	Date:	Rev no	Date
RI/2020/006	June 2021	-	-
Architect: Maryam Irasha Shareef	Engineer: Mohamed Muthalib Waleed	-	-
Drawn by: Maryam LEEVAN Jaleel	Services: Aishath Ahmed	-	-
Interior: -		-	-

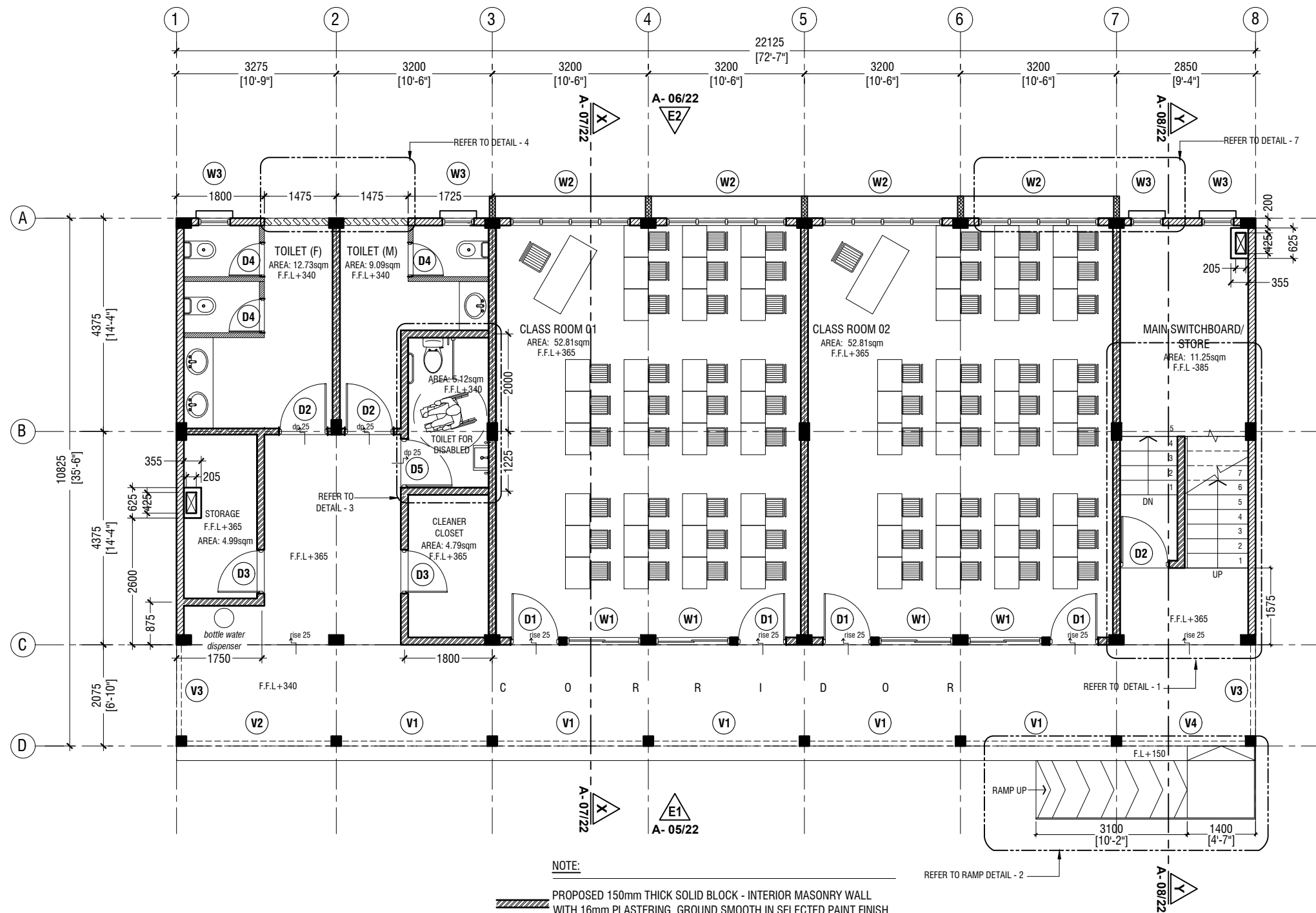


RIYAN PRIVATE LIMITED
 t: +9603315049 f: +9603310776
 e: info@riyan.com.mv
 w: www.riyan.com.mv
 3rd floor, H. Azumi, Ameenemogu, Male'

Title: Site Plan

Page: A-01/22

The contents of these drawings remain as a property of Riyan Private Limited. Any use other than those expressly stated is a violation of this copyright.



GROUND FLOOR PLAN

SCALE 1:100



NOTE:

- PROPOSED 150mm THICK SOLID BLOCK - INTERIOR MASONRY WALL WITH 16mm PLASTERING, GROUND SMOOTH IN SELECTED PAINT FINISH
- PROPOSED 150mm THICK SOLID BLOCK - EXTERIOR MASONRY WALL WITH 20mm PLASTERING, GROUND SMOOTH IN SELECTED PAINT FINISH
- PROPOSED 100mm THICK SOLID BLOCK - INTERIOR MASONRY WALL WITH 16mm PLASTERING, GROUND SMOOTH IN SELECTED PAINT FINISH
- PROPOSED 120mm THICK RC WALL TO BE WATER PROOFED WITH WATER PROOFING AGENT
- PROPOSED 100mm THICK 2400mm HIGH SOLID BLOCK MASONRY WALL WITH 16mm PLASTERING, GROUND SMOOTH IN SELECTED PAINT FINISH

THE SCREEDING AND TILES ARE INCORPORATED IN THE FLOOR FINISH LEVELS

REFER TO ARCHITECT FOR FURTHER ASSISTANCE.

Adh.Fenfushee School 4 Classroom Block (2 story)
Client: Ministry of Education

Project Number: RV/2020/006
Date: June 2021
Architect: Maryam Irasha Shareef
Engineer: Mohamed Muthalib Waleed
Drawn by: Maryam Leevan Jaleel
Services: Aishath Ahmed
Interior:

Rev no	Date



RYAN PRIVATE LIMITED

t: +9603315049 f: +9603310776
e: info@ryan.com.mv
w: www.ryan.com.mv
3rd floor, H. Azum, Ameenemogu, Male'

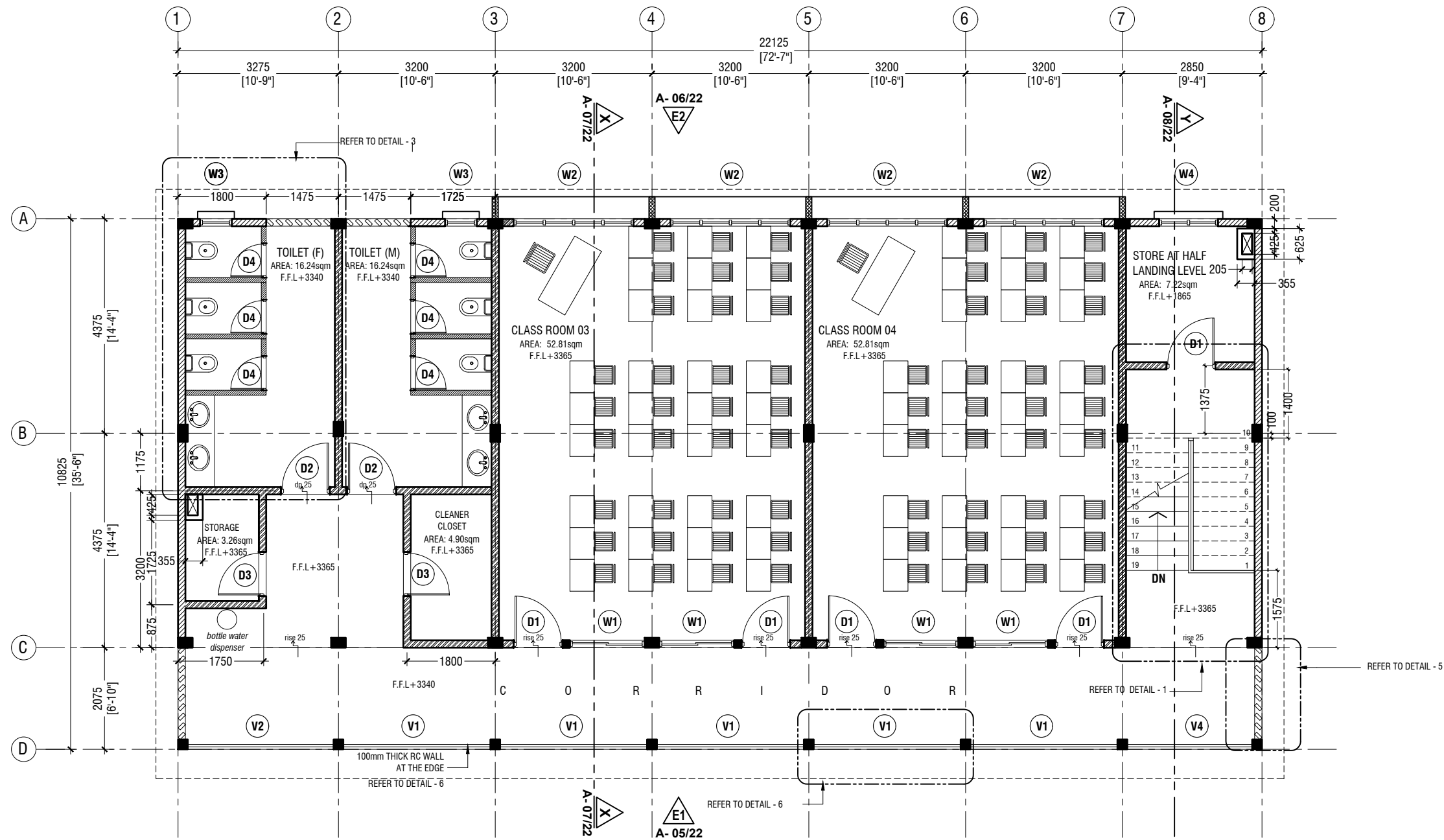
Title: Ground Floor Plan

Page: A-02/22

The contents of these drawings remain as a property of RYAN PRIVATE LIMITED. Any use other than those expressly stated is a violation of this copyright.

FIRST FLOOR PLAN

SCALE 1:100



NOTE:

- PROPOSED 150mm THICK SOLID BLOCK - INTERIOR MASONRY WALL WITH 16mm PLASTERING, GROUND SMOOTH IN SELECTED PAINT FINISH
- PROPOSED 150mm THICK SOLID BLOCK - EXTERIOR MASONRY WALL WITH 20mm PLASTERING, GROUND SMOOTH IN SELECTED PAINT FINISH
- PROPOSED 100mm THICK SOLID BLOCK - INTERIOR MASONRY WALL WITH 16mm PLASTERING, GROUND SMOOTH IN SELECTED PAINT FINISH
- PROPOSED 120mm THICK RC WALL TO BE WATER PROOFED WITH WATER PROOFING AGENT
- PROPOSED 100mm THICK 2400mm HIGH SOLID BLOCK MASONRY WALL WITH 16mm PLASTERING, GROUND SMOOTH IN SELECTED PAINT FINISH

THE SCREEDING AND TILES ARE INCORPORATED IN THE FLOOR FINISH LEVELS

REFER TO ARCHITECT FOR FURTHER ASSISTANCE.

Adh.Fenfushee School 4 Classroom Block (2 story) Client: Ministry of Education

Project Number: R/2020/006
 Date: June 2021
 Architect: Maryam Irasha Shareef
 Engineer: Mohamed Muthalib Waleed
 Drawn by: Maryam Leevan Jaleel
 Services: Aishath Ahmed
 Interior: -

Rev no	Date



RYAN PRIVATE LIMITED

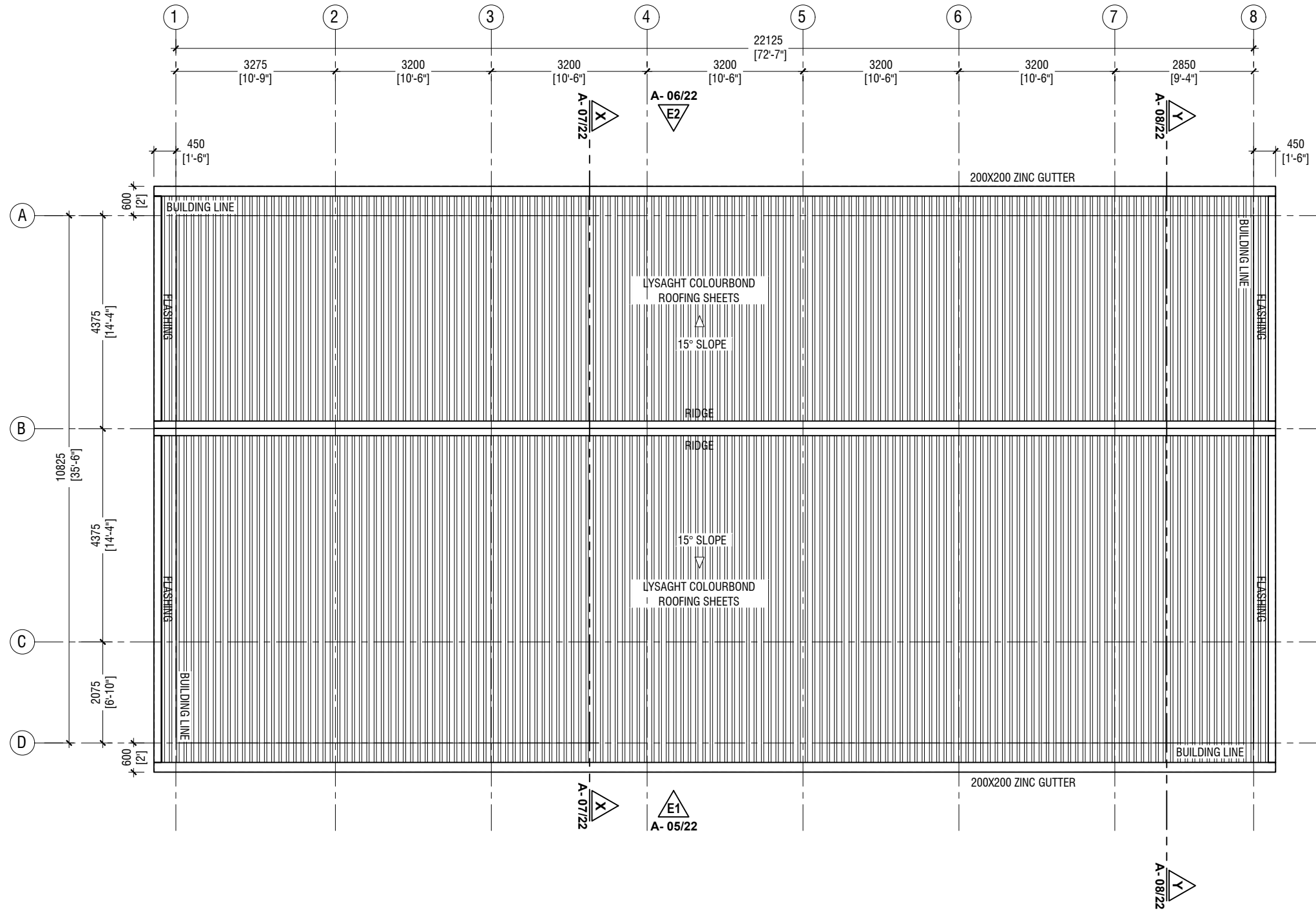
t: +9603315049 f: +9603310776
 e: info@ryan.com.mv
 w: www.ryan.com.mv
 3rd floor, H. Azum, Ameenemogu, Male'

Title: First Floor Plan

Page: A-03/22

ROOF PLAN

SCALE 1:100



NOTE:

ROOF SLOPE : 15° SLOPE

ROOF MATERIAL : LYSAGHT COLOURBOND ROOFING SHEETS

Adh.Fenfushee School 4 Classroom Block (2 story)

Client: Ministry of Education

Project Number	Date	Rev no	Date
RV/2020/006	June 2021	-	-
Architect : Mariyam Irasha Shareef	Engineer : Mohamed Muithalib Waleed	Drawn by : Mariyam Leevan Jaleel	Services : Aishath Ahmed
Interior : -			

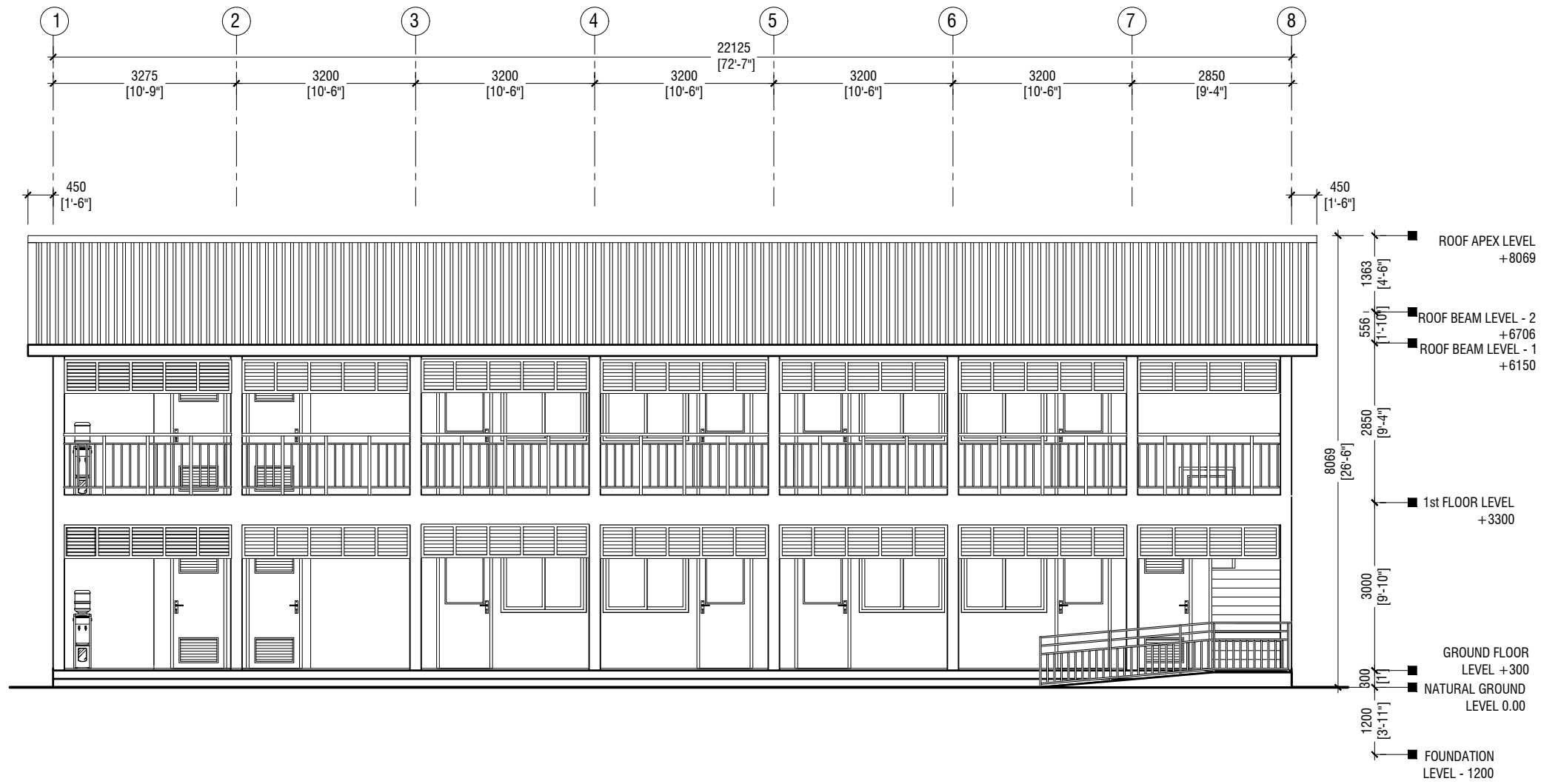


RYAN PRIVATE LIMITED

t : +9603315049 f : +9603310776
e : info@ryan.com.mv
w : www.ryan.com.mv
3rd floor, H. Azum, Ameenemaggu, Malé

Title: Roof Plan

Page: A-04/22



ELEVATION E1

SCALE 1:100



Adh.Fenfushee School 4 Classroom Block (2 story)
Client: Ministry of Education

Project Number: RI/2020/006
Date: June 2021
Architect: Maryam Irasha Shareef
Engineer: Mohamed Muthalib Waleed
Drawn by: Maryam Leevan Jaleel
Services: Aishath Ahmed
Interior: -

Rev no	Date
1	-----
2	-----
3	-----



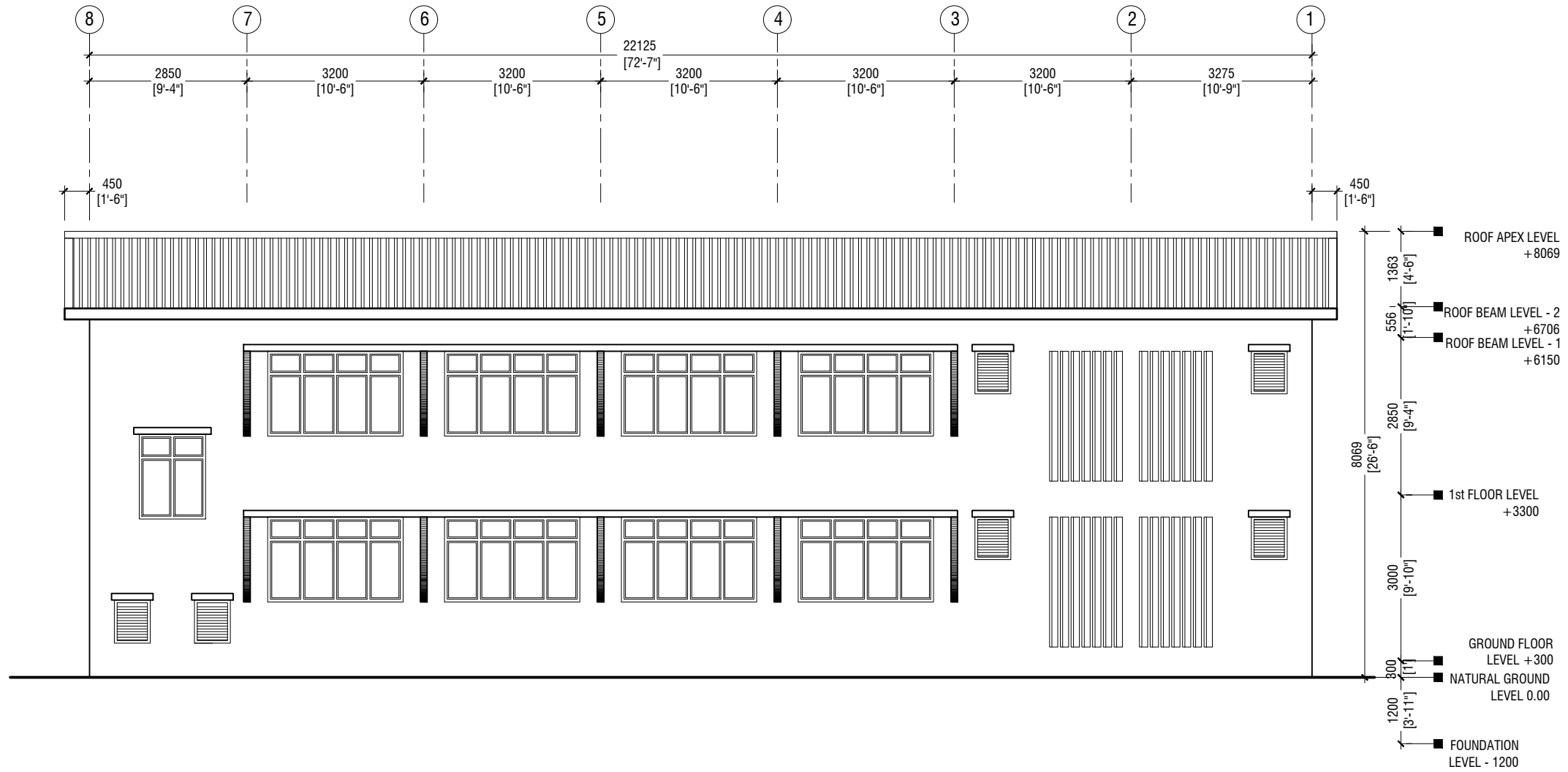
RIYAN PRIVATE LIMITED

t: +9603315049 f: +9603310776
e: info@riyan.com.mv
w: www.riyan.com.mv
3rd floor, H. Azumi, Ameeremmagu, Male'

Title: Elevation - E1

Page: A-05/22

The contents of these drawings remain as a property of Riyan Private Limited. Any use other than those expressly stated is a violation of this copyright.



ELEVATION E2

SCALE 1:100



Adh.Fenfushee School 4 Classroom Block (2 story)
Client: Ministry of Education

Project Number: R/2020/006
Date: June 2021
Architect: Wariyam Irasha Shareef
Engineer: Mohamed Muthalib Waleed
Drawn by: Wariyam LEEVAN JALEEL
Services: Aishath Ahmed
Interior: -



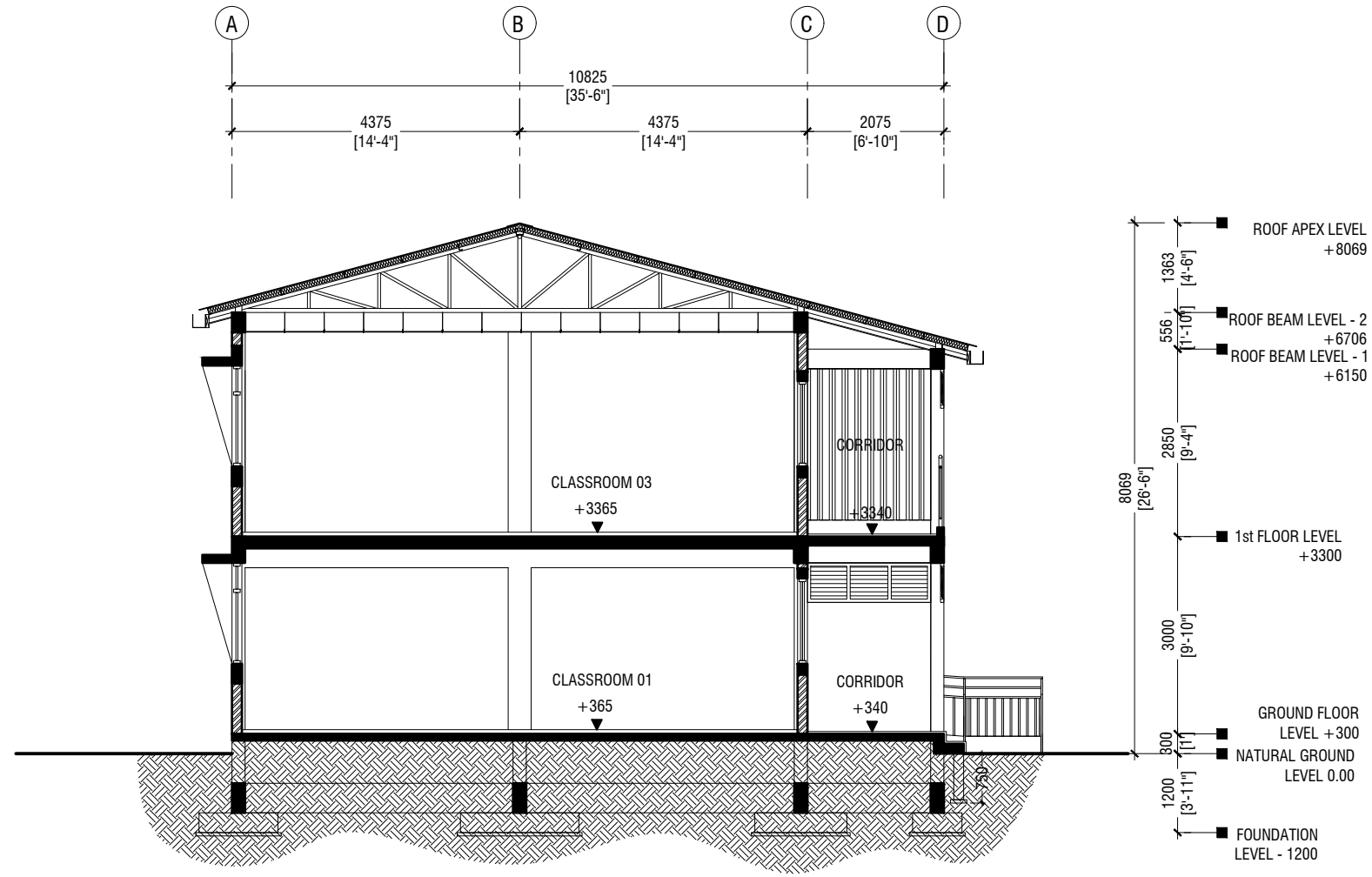
RIYAN PRIVATE LIMITED

t: +9603315049 f: +9603310776
e: info@riyan.com.mv
w: www.riyan.com.mv
3rd floor, H. Azumi, Ameenemaguu, Male'

Title: Elevation - E2

Page: A-06/22

The contents of these drawings remain as a property of Riyan Private Limited. Any use other than those expressly stated is a violation of this copyright.



SECTION X-X

SCALE 1:100



Adh.Fenfushee School 4 Classroom Block (2 story)
Client: Ministry of Education

Rev no	Date
01	2021/06/01
02	2021/06/01
03	2021/06/01
04	2021/06/01
05	2021/06/01
06	2021/06/01
07	2021/06/01
08	2021/06/01
09	2021/06/01
10	2021/06/01
11	2021/06/01
12	2021/06/01
13	2021/06/01
14	2021/06/01
15	2021/06/01
16	2021/06/01
17	2021/06/01
18	2021/06/01
19	2021/06/01
20	2021/06/01
21	2021/06/01
22	2021/06/01
23	2021/06/01
24	2021/06/01
25	2021/06/01
26	2021/06/01
27	2021/06/01
28	2021/06/01
29	2021/06/01
30	2021/06/01
31	2021/06/01
32	2021/06/01
33	2021/06/01
34	2021/06/01
35	2021/06/01
36	2021/06/01
37	2021/06/01
38	2021/06/01
39	2021/06/01
40	2021/06/01
41	2021/06/01
42	2021/06/01
43	2021/06/01
44	2021/06/01
45	2021/06/01
46	2021/06/01
47	2021/06/01
48	2021/06/01
49	2021/06/01
50	2021/06/01
51	2021/06/01
52	2021/06/01
53	2021/06/01
54	2021/06/01
55	2021/06/01
56	2021/06/01
57	2021/06/01
58	2021/06/01
59	2021/06/01
60	2021/06/01
61	2021/06/01
62	2021/06/01
63	2021/06/01
64	2021/06/01
65	2021/06/01
66	2021/06/01
67	2021/06/01
68	2021/06/01
69	2021/06/01
70	2021/06/01
71	2021/06/01
72	2021/06/01
73	2021/06/01
74	2021/06/01
75	2021/06/01
76	2021/06/01
77	2021/06/01
78	2021/06/01
79	2021/06/01
80	2021/06/01
81	2021/06/01
82	2021/06/01
83	2021/06/01
84	2021/06/01
85	2021/06/01
86	2021/06/01
87	2021/06/01
88	2021/06/01
89	2021/06/01
90	2021/06/01
91	2021/06/01
92	2021/06/01
93	2021/06/01
94	2021/06/01
95	2021/06/01
96	2021/06/01
97	2021/06/01
98	2021/06/01
99	2021/06/01
100	2021/06/01

Project Number: RI/2020/006
Date: June 2021
Architect: Mariyam Irasha Shareef
Engineer: Mohamed Muthalib Waleed
Drawn by: Mariyam Leevan Jaleel
Services: Alshath Ahmed
Interior: -



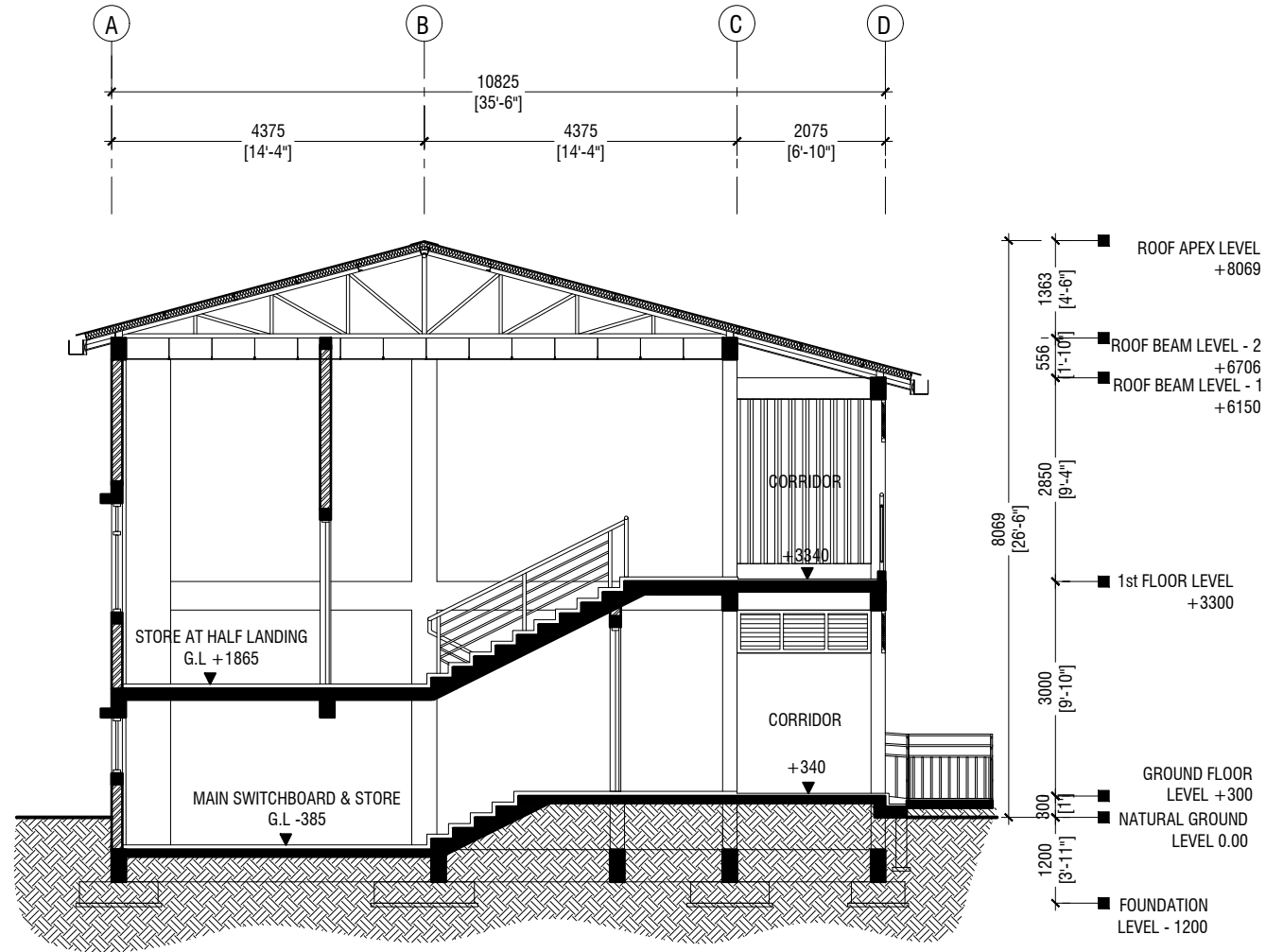
RIYAN PRIVATE LIMITED

t: +9603315049 f: +9603310776
e: info@riyan.com.mv
w: www.riyan.com.mv
3rd floor, H. Azum, Ameenemoguu, Male'

Title: Section X-X

Page: A-07/22

The contents of these drawings remain as a property of Riyan Private Limited. Any use other than those expressly stated is a violation of this copyright.



SECTION Y-Y

SCALE 1:100



Adh.Fenfushee School 4 Classroom Block (2 story)
 Client: Ministry of Education

Project Number: RI/2020/006
 Date: June 2021
 Architect: Maryam Irasha Shareef
 Engineer: Mohamed Muthalib Waleed
 Drawn by: Maryam Leevan Jaleel
 Services: Aishah Ahmed
 Interior: -

Rev no	Date
-	-
-	-
-	-

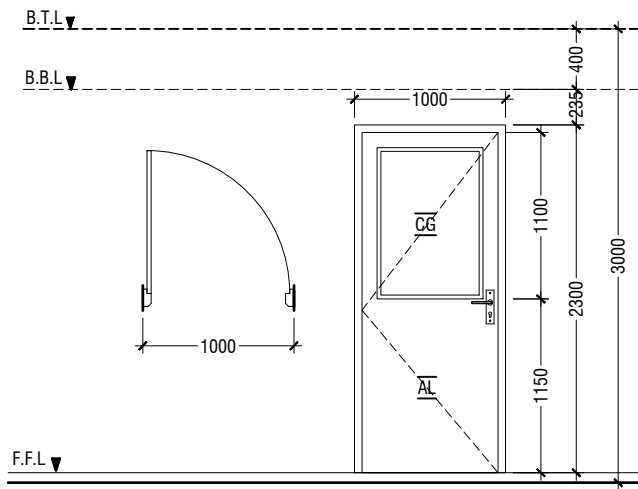


RIYAN PRIVATE LIMITED

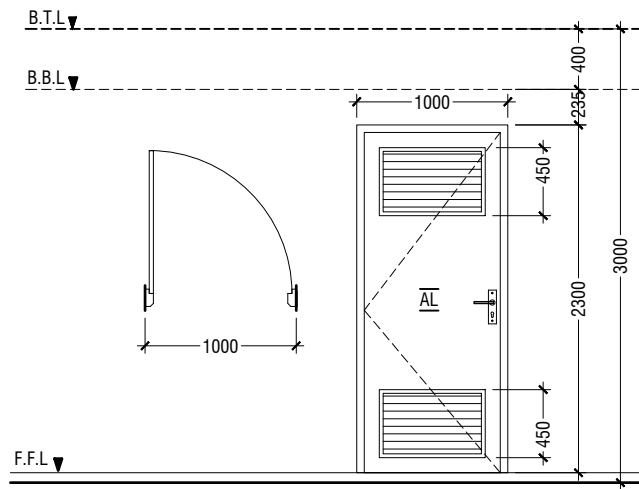
t: +9603315049 f: +9603310776
 e: info@riyan.com.mv
 w: www.riyan.com.mv
 3rd floor, H. Azum, Ameenemogu, Male'

Title: Section Y-Y

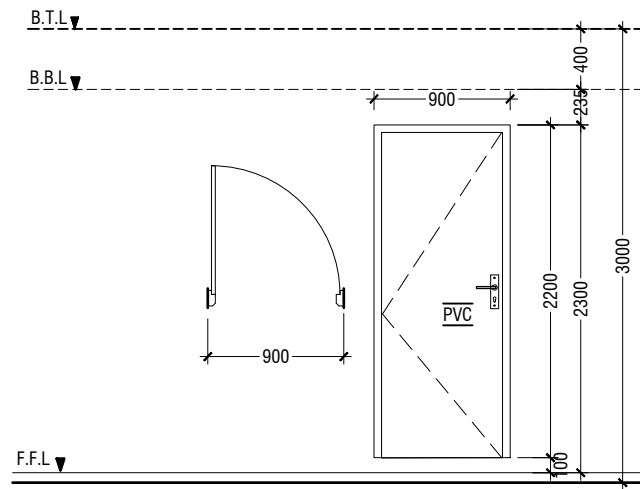
Page: A-08/22



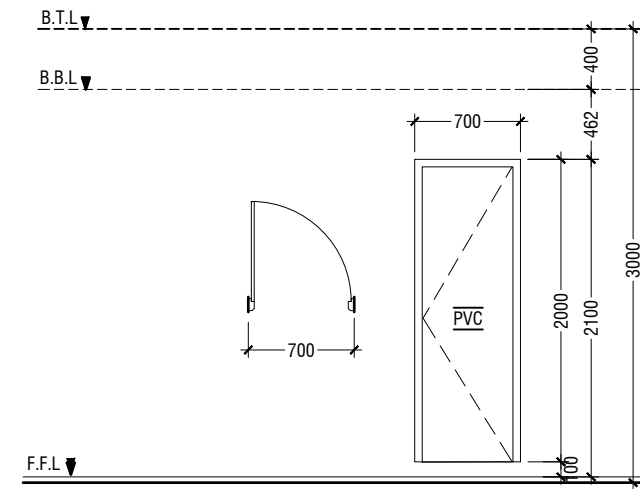
D1	SWING DOOR
REMARKS	50mm THICK WHITE POWDER COATED (60 MICRONS) ALUMINUM FRAMED WITH ALUMINIUM PANEL AND 6mm THICK CLEAR GLASS
LOCATION	CLASSROOMS & HALF LANDING STORE ROOM
QUANTITY	09 NOS
OPEN AREA	2.03 sqm



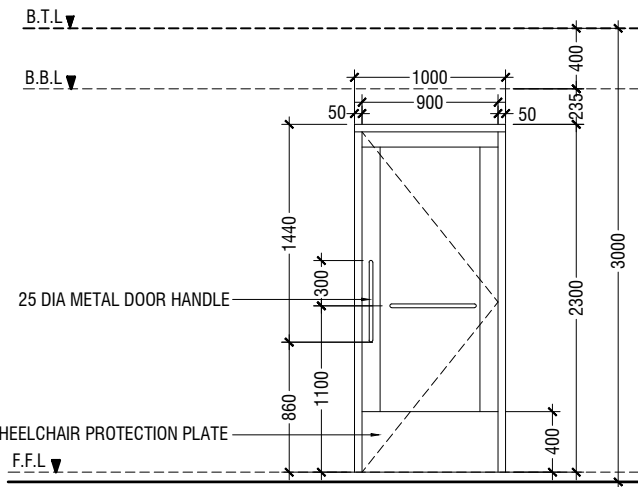
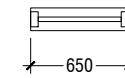
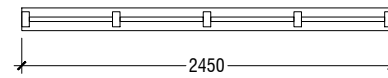
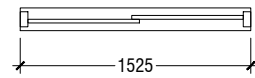
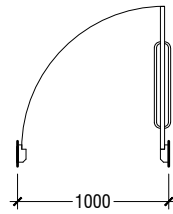
D2	SWING DOOR WITH ALUMINIUM LOUVERS
REMARKS	50mm THICK WHITE POWDER COATED (60 MICRONS) ALUMINUM FRAMED WITH ALUMINIUM PANEL AND ALUMINIUM LOUVERS
LOCATION	TOILETS & MAIN SWITCH BOARD STORE
QUANTITY	05 NOS
OPEN AREA	2.03 sqm



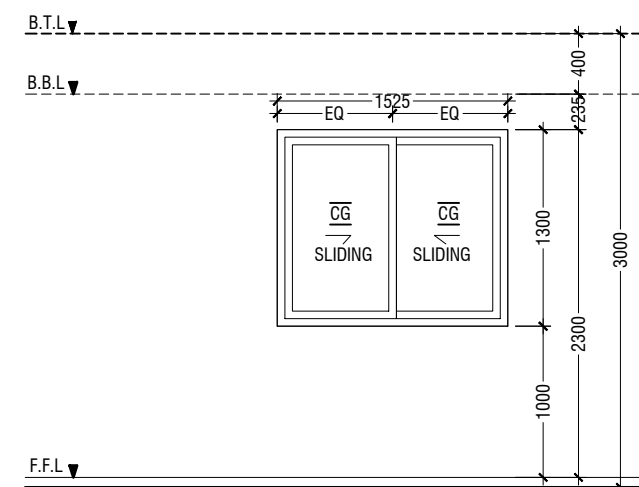
D3	PVC SWING DOOR
REMARKS	PVC WHITE FRAME AND PANEL
LOCATION	STORE & CLEANER CLOSET
QUANTITY	04 NOS
OPEN AREA	1.72 SQM



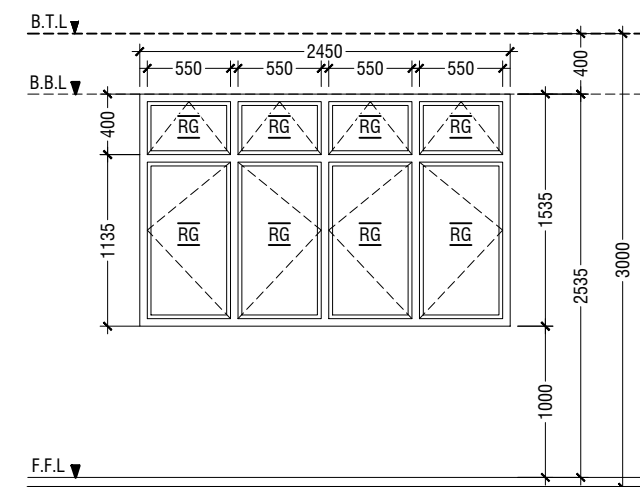
D4	PVC SWING DOOR
REMARKS	PVC WHITE FRAME AND PANEL
LOCATION	TOILETS STALLS
QUANTITY	09 NOS
OPEN AREA	1.17 SQM



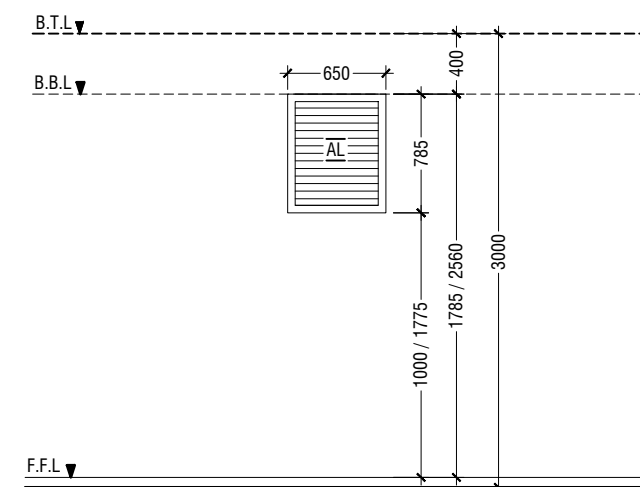
D5	SWING DOOR
REMARKS	50mm THICK WHITE POWDER COATED (60 MICRONS) ALUMINUM FRAMED WITH ALUMINIUM PANEL
LOCATION	DISABLED TOILET
QUANTITY	01 NOS
OPEN AREA	2.03 sqm



W1	SLIDING WINDOW
REMARKS	50mm THICK WHITE POWDER COATED (60 MICRONS) ALUMINUM FRAMED WITH ALUMINIUM PANEL AND 6mm THICK CLEAR GLASS
LOCATION	CLASSROOMS
QUANTITY	08 NOS
OPEN AREA	0.83 sqm



W2	SWING WINDOW
REMARKS	50mm THICK WHITE POWDER COATED (60 MICRONS) ALUMINUM FRAMED WINDOW WITH 6mm THICK REFLECTIVE GLASS
LOCATION	CLASSROOMS
QUANTITY	08 NOS
OPEN AREA	3.04 sqm



W3	WINDOW WITH ALUMINIUM LOUVERS
REMARKS	50mm THICK WHITE POWDER COATED (60 MICRONS) ALUMINUM FRAMED WITH ALUMINIUM LOUVERS
LOCATION	TOILETS & MAIN SWITCH BOARD STORE
QUANTITY	06 NOS
OPEN AREA	0.38 SQM

NOTE:-

- FLOOR TO FLOOR HEIGHT VARIES AND WILL BE SUBJECTED TO CHANGES
- MAINTAIN FLOOR TO WINDOW SILL STANDARD HEIGHT REGULATION OF 1M.
- REFER TO ARCHITECT FOR FURTHER ASSISTANCE.
- ALL DOORS & WINDOWS TO BE CHECKED ON SITE BEFORE FABRICATION.
- ALL DOOR & WINDOWS VIEWED FROM EXTERIOR, FOR DOOR SWING, REFER TO FLOOR PLANS.
- THE DOORS / WINDOWS WHICH DO NOT TOUCH THE BEAM SHALL HAVE A LINTEL BEAM (LB) ABOVE THE DOOR / WINDOW.
- FOR ALL THE WINDOWS PUT A SILL BEAM BELOW THE WINDOW
- FOR SAFETY PURPOSES REFER TO TECHNICAL SPECIFICATIONS FOR GLASS THICKNESS.

LEGEND:

- CG - CLEAR GLASS
- RG - REFLECTED GLASS
- AL - ALUMINIUM
- PVC - POLYVINYL CHLORIDE

DOOR & WINDOW SCHEDULE - 1

SCALE 1:50



Adh.Fenfushee School 4 Classroom Block (2 story)
Client: Ministry of Education

Project Number: RV/2020/006
Date: June 2021
Architect: Maryam Irasha Shareef
Engineer: Mohammed Muthalib Waleed
Drawn by: Maryam Leevan Jaleel
Services: Aishath Ahmed
Interior: -

Rev no	Date
-	-
-	-
-	-
-	-

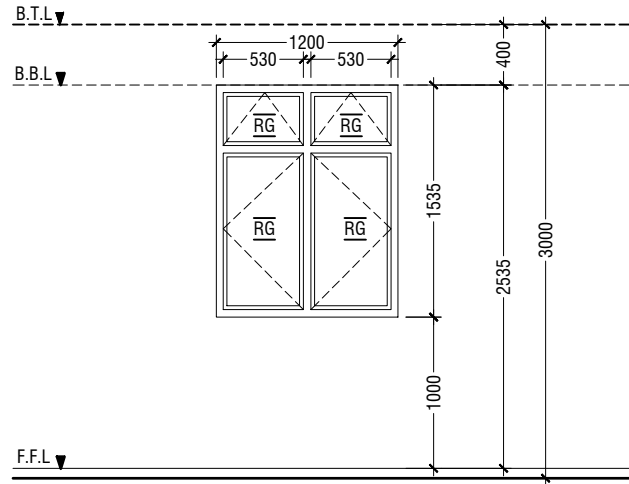
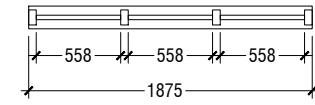
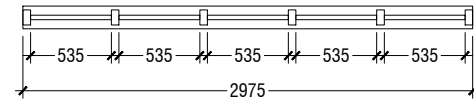
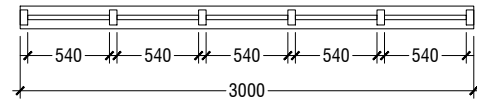
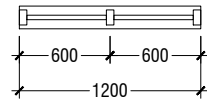


RYAN PRIVATE LIMITED

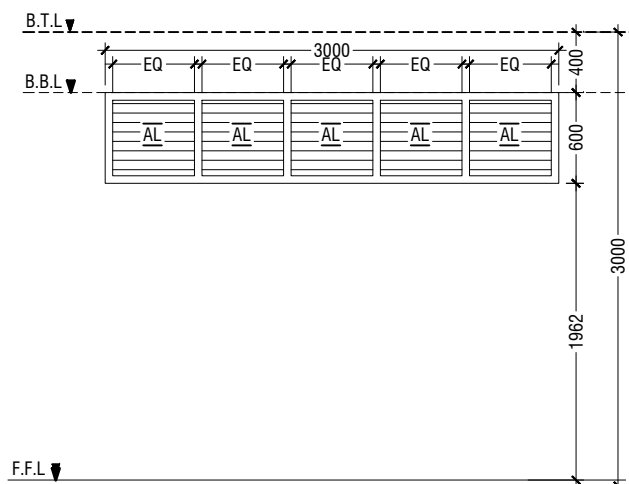
t: +9603315049 f: +9603310776
e: info@ryan.com.mv
w: www.ryan.com.mv
3rd floor, H. Azum, Ameeemaggu, Male'

Title: Door / Window
Schedule - 1

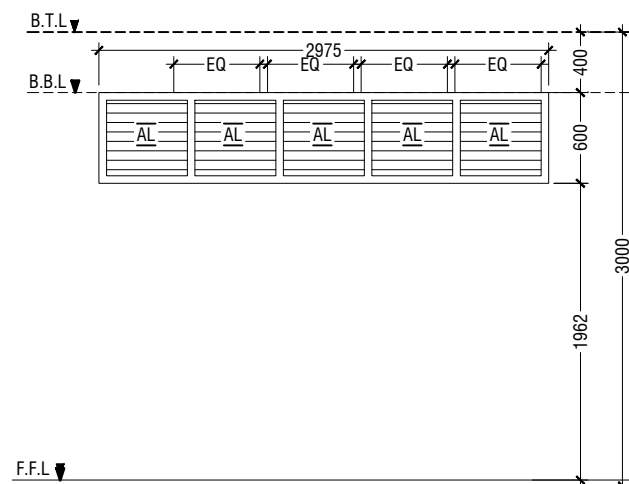
Page: A-09/22



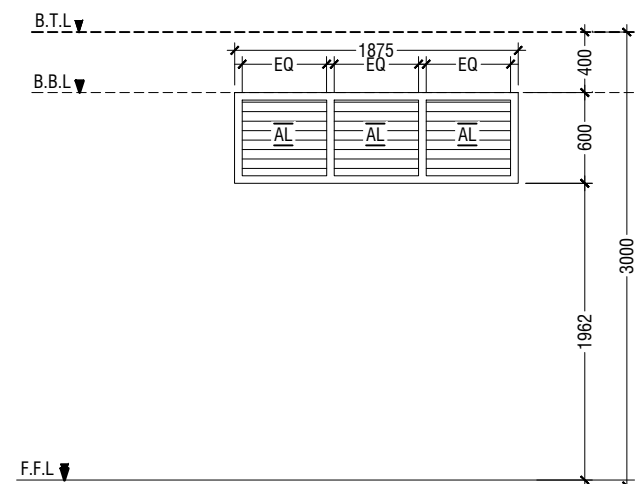
W4	SWING WINDOW
REMARKS	50mm THICK WHITE POWDER COATED (60 MICRONS) ALUMINUM FRAMED WINDOW WITH 6mm THICK REFLECTIVE GLASS
LOCATION	HALF LANDING STORE ROOM
QUANTITY	01 NOS
OPEN AREA	1.43 sqm



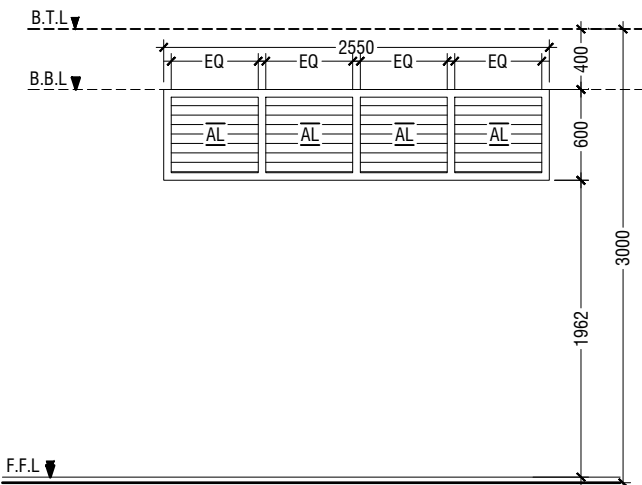
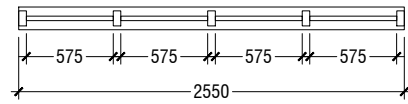
V1	SUNSHADING
REMARKS	50mm THICK WHITE POWDER COATED (60 MICRONS) ALUMINUM FRAMED WITH ALUMINUM LOUVERS
LOCATION	CORRIDOR
QUANTITY	10 NOS
OPEN AREA	1.35 SQM



V2	SUNSHADING
REMARKS	50mm THICK WHITE POWDER COATED (60 MICRONS) ALUMINUM FRAMED WITH ALUMINUM LOUVERS
LOCATION	CORRIDOR
QUANTITY	02 NOS
OPEN AREA	1.35 SQM



V3	SUNSHADING
REMARKS	50mm THICK WHITE POWDER COATED (60 MICRONS) ALUMINUM FRAMED WITH ALUMINUM LOUVERS
LOCATION	CORRIDOR
QUANTITY	02 NOS
OPEN AREA	0.84 SQM

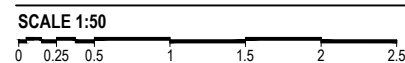


V4	SUNSHADING
REMARKS	50mm THICK WHITE POWDER COATED (60 MICRONS) ALUMINUM FRAMED WITH ALUMINUM LOUVERS
LOCATION	CORRIDOR
QUANTITY	02 NOS
OPEN AREA	1.15 SQM

LEGEND:
 CG - CLEAR GLASS
 RG - REFLECTED GLASS
 AL - ALUMINIUM
 PVC - POLYVINYL CHLORIDE

- NOTE:-**
- FLOOR TO FLOOR HEIGHT VARIES AND WILL BE SUBJECTED TO CHANGES
 - MAINTAIN FLOOR TO WINDOW SILL STANDARD HEIGHT REGULATION OF 1M.
 - REFER TO ARCHITECT FOR FURTHER ASSISTANCE.
 - ALL DOORS & WINDOWS TO BE CHECKED ON SITE BEFORE FABRICATION.
 - ALL DOOR & WINDOWS VIEWED FROM EXTERIOR, FOR DOOR SWING, REFER TO FLOOR PLANS.
 - THE DOORS / WINDOWS WHICH DO NOT TOUCH THE BEAM SHALL HAVE A LINTEL BEAM (LB) ABOVE THE DOOR / WINDOW.
 - FOR ALL THE WINDOWS PUT A SILL BEAM BELOW THE WINDOW
 - FOR SAFETY PURPOSES REFER TO TECHNICAL SPECIFICATIONS FOR GLASS THICKNESS.

DOOR & WINDOW SCHEDULE - 2



SCHEDULE OF VENTILATION FOR ADH.FENFUSHEE SCHOOL

Room name/ Number	Room Areas (sqm) (Specify centre to centre or clear)	Window (opening number	Required opening areas (sqm)	Designed opening areas (sqm)	Open %
Ground Floor					
1 Classroom 1	52.81	2W1, 2W2 & 2D1	5.28	11.66	22.08%
2 Classroom 2	52.81	2W1, 2W2 & 2D1	5.28	11.66	22.08%
3 Toilet (F)	12.73		W3 & RC FINS		
4 Toilet (M)	9.09		W3 & RC FINS		
5 Toilet for disabled	5.12		Mechanical Ventilation		
6 Main switchboard /store	11.25		Mechanical Ventilation		
First Floor					
1 Classroom 3	52.81	2W1, 2W2 & 2D1	5.28	11.66	22.08%
2 Classroom 4	52.81	2W1, 2W2 & 2D1	5.28	11.66	22.08%
3 Toilet (F)	16.24		W3 & RC FINS		
4 Toilet (M)	16.24		W3 & RC FINS		
5 Store at half landing level	7.22	W4	0.72	1.43	19.81%

VENTILATION SCHEDULE

NTS

Adh.Fenfushee School 4 Classroom Block (2 story)
 Client: Ministry of Education

Project Number: RV/2020/006
 Date: June 2021
 Architect: Maryam Irasha Shareef
 Engineer: Mohamed Muthalib Waleed
 Drawn by: Maryam LEEVAN Jaleel
 Services: Aishath Ahmed
 Interior: -



RIYAN PRIVATE LIMITED

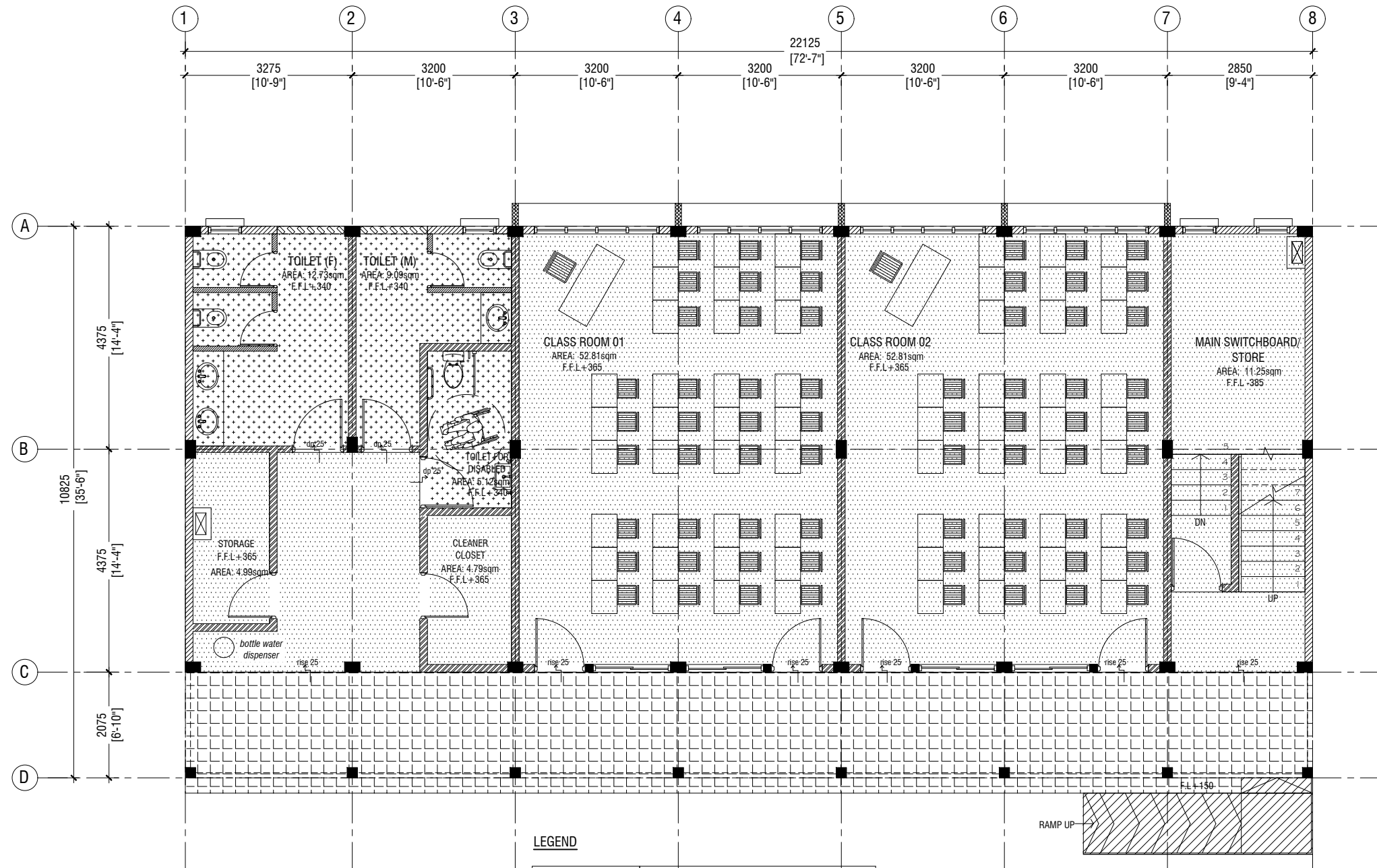

t: +9603315049 f: +9603310776
 e: info@riyan.com.mv
 w: www.riyan.com.mv
 3rd floor, H. Azum, Ameenemogu, Male'

Title: Door/Window Schedule
 2 & Ventilation Schedule

Page: A-10/22

The contents of these drawings remain as a property of Riyan Private Limited. Any use other than those expressly stated is a violation of this copyright.

GROUND FLOOR FLOOR FINISHES PLAN



LEGEND

CODE	DESCRIPTION
	600X600mm HOMOGENOUS NON-SLIP TILES OVER 50mm SCREEDING
	2.5mm SELF LEVELING CEMENT WITH EPOXY FLOOR PAINT (2 COATS OF EPOXY)
	300X300mm HOMOGENOUS NON-SLIP TILES OVER 25mm SCREEDING
	600X600mm HOMOGENOUS NON-SLIP TILES OVER 25mm SCREEDING (CEMENTITIOUS WATERPROOFING: MASTERPEL 588 OR EQUIVALENT ON TOP OF THE SLAB)

Adh.Fenfushee School 4 Classroom Block (2 story)
Client: Ministry of Education

Project Number: RV/2020/006
Date: June 2021
Architect: Mariyam Irasha Shareef
Engineer: Mohamed Muithalib Waleed
Drawn by: Mariyam Leevan Jaleel
Services: Aishah Ahmed
Interior: -

Rev no	Date
-	-
-	-
-	-



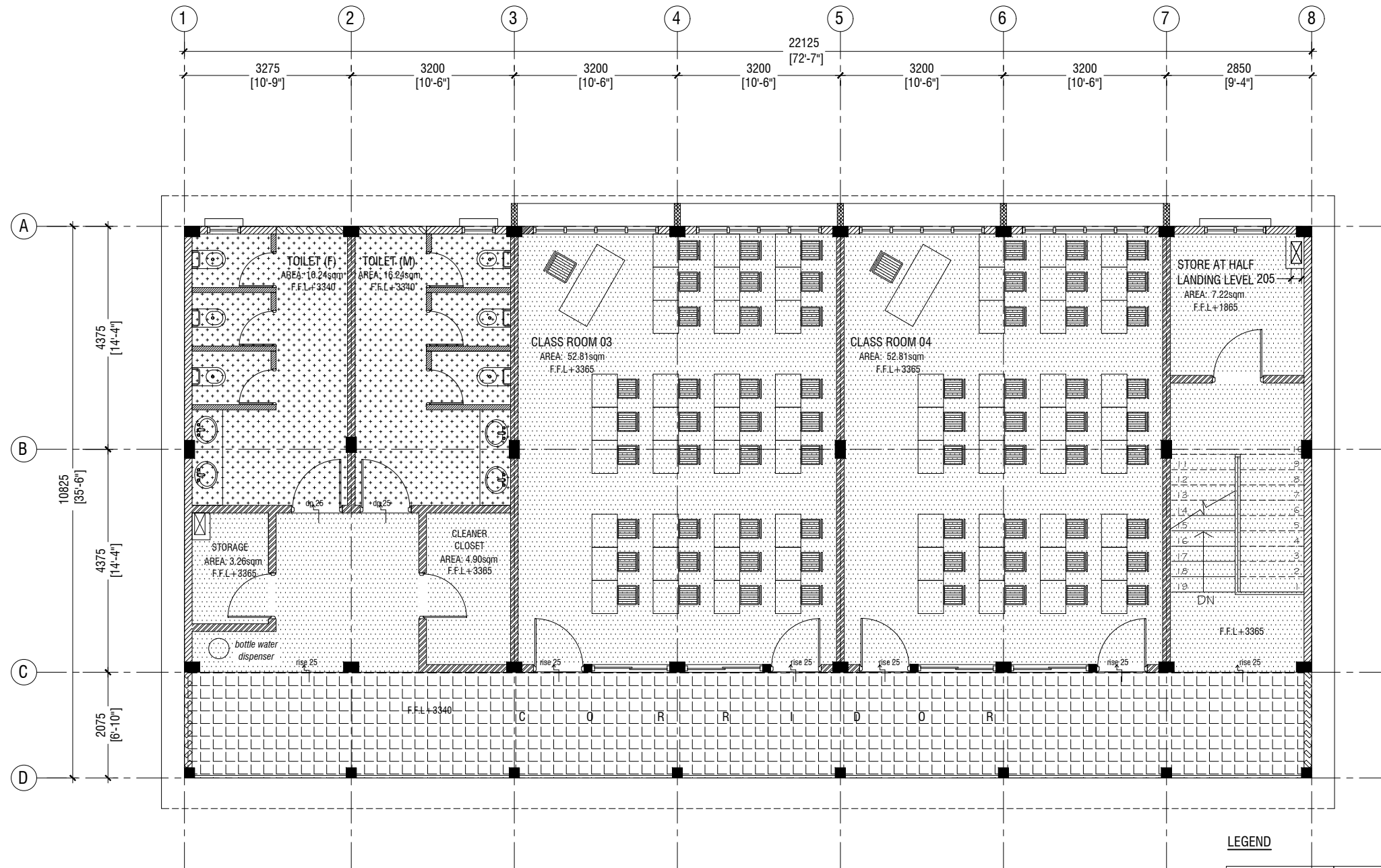
RYAN PRIVATE LIMITED

t: +9603315049 f: +9603310776
e: info@riyan.com.mv
w: www.riyan.com.mv
3rd floor, H. Azum, Ameeremogoo, Malé

Title: Ground Floor
Floor Finish Plan

Page: A-11/22

The contents of these drawings remain as a property of RYAN PRIVATE LIMITED. Any use other than those expressly stated is a violation of this copyright.



**FIRST FLOOR
FLOOR FINISHES PLAN**

SCALE 1:100
0 0.5 1 2 3 4 5

LEGEND

CODE	DESCRIPTION
	600X600mm HOMOGENOUS NON-SLIP TILES OVER 50mm SCREEDING
	300X300mm HOMOGENOUS NON-SLIP TILES OVER 25mm SCREEDING
	600X600mm HOMOGENOUS NON-SLIP TILES OVER 25mm SCREEDING (CEMENTITIOUS WATERPROOFING: MASTERPEL 588 OR EQUIVALENT ON TOP OF THE SLAB)

Adh.Fenfushee School 4 Classroom Block (2 story)
Client: Ministry of Education

Project Number: RI/2020/006
Date: June 2021
Architect: Mariyam Irasha Shareef
Engineer: Mohamed Muithalib Waleed
Drawn by: Mariyam Leevan Jaleel
Services: Aishath Ahmed
Interior: -

Rev no	Date
-	-
-	-
-	-



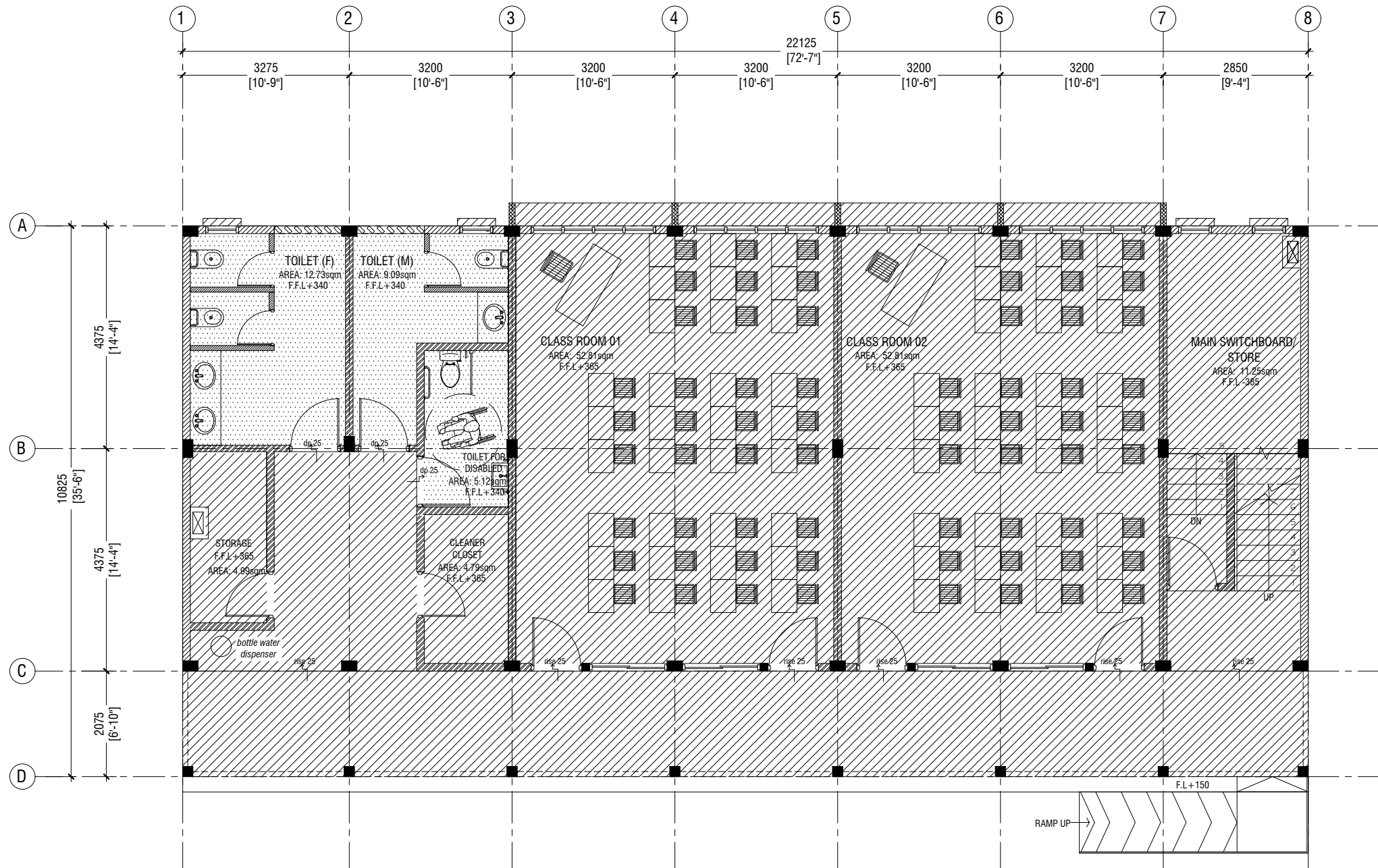
RIYAN PRIVATE LIMITED

t: +9603315049 f: +9603310776
e: info@riyan.com.mv
w: www.riyan.com.mv
3rd floor, H. Azum, Ameenemogul, Male'

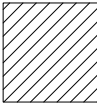

Title: First Floor
Floor Finish Plan

Page: A-12/22

The contents of these drawings remain as a property of Riyan Private Limited. Any use other than those expressly stated is a violation of this copyright



LEGEND

CODE	DESCRIPTION
	EXPOSED SLAB SOFFIT TO BE GROUND SMOOTH IN SELECT PAINT FINISH (ONE COAT OF PUTTY FOLLOWED BY SEALER AND 2 COATS OF PAINT)
	6mm THICK CEMENT BOARD ON ROOF EAVE/GABLE CEILING (ONE COAT OF PUTTY FOLLOWED BY SEALER AND 2 COATS OF PAINT)

GROUND FLOOR REFLECTED CEILING PLAN

SCALE 1:100
 0 0.5 1 2 3 4 5

Adh.Fenfushee School 4 Classroom Block (2 story)
 Client: Ministry of Education

Project Number: RV/2020/006
 Date: June 2021
 Architect: Mariyam Irasha Shareef
 Engineer: Mohamed Muithalib Waleed
 Drawn by: Mariyam Leevan Jaleel
 Services: Ashraf Ahmed
 Interior: -

Rev no	Date
-	-
-	-
-	-



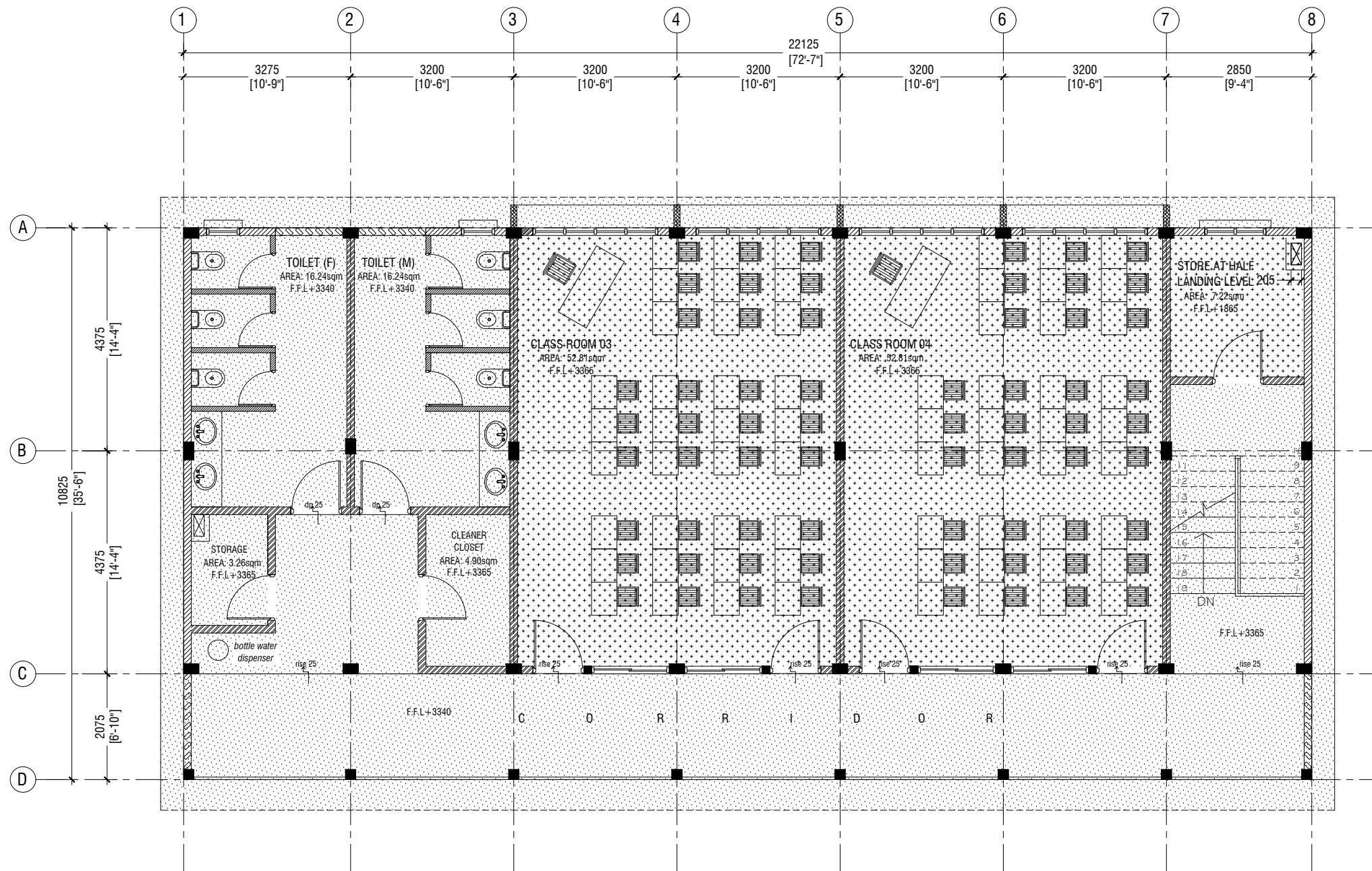
RYAN PRIVATE LIMITED

t: +9603315049 f: +9603310776
 e: info@riyan.com.mv
 w: www.riyan.com.mv
 3rd floor, H. Azum, Ameeremogaj, Malé

Title: Ground Floor Reflected Ceiling Plan

Page: A-13/22

The contents of these drawings remain as a property of RYAN PRIVATE LIMITED. Any use other than those expressly stated is a violation of this copyright



**FIRST FLOOR
REFLECTED CEILING PLAN**

SCALE 1:100
0 0.5 1 2 3 4 5

LEGEND

CODE	DESCRIPTION
	9mm THICK FIXED CEILING 'BORAL' OR EQUIVALENT PLASTERBOARD CEILING SYSTEM WITH TIMBER FRAMES, APPLIED WITH GROUND SMOOTH FINISH IN SELECTED PAINT
	6mm THICK CEMENT BOARD ON ROOF EAVE/GABLE CEILING (ONE COAT OF PUTTY FOLLOWED BY SEALER AND 2 COATS OF PAINT)

Adh.Fenfushee School 4 Classroom Block (2 story)
Client: Ministry of Education

Project Number: RI/2020/006
Date: June 2021
Architect: Maryam Irasha Shareef
Engineer: Mohamed Muthalib Waleed
Drawn by: Maryam Leevan Jaleel
Services: Aishah Ahmed
Interior: -

Rev no	Date
-	-
-	-
-	-



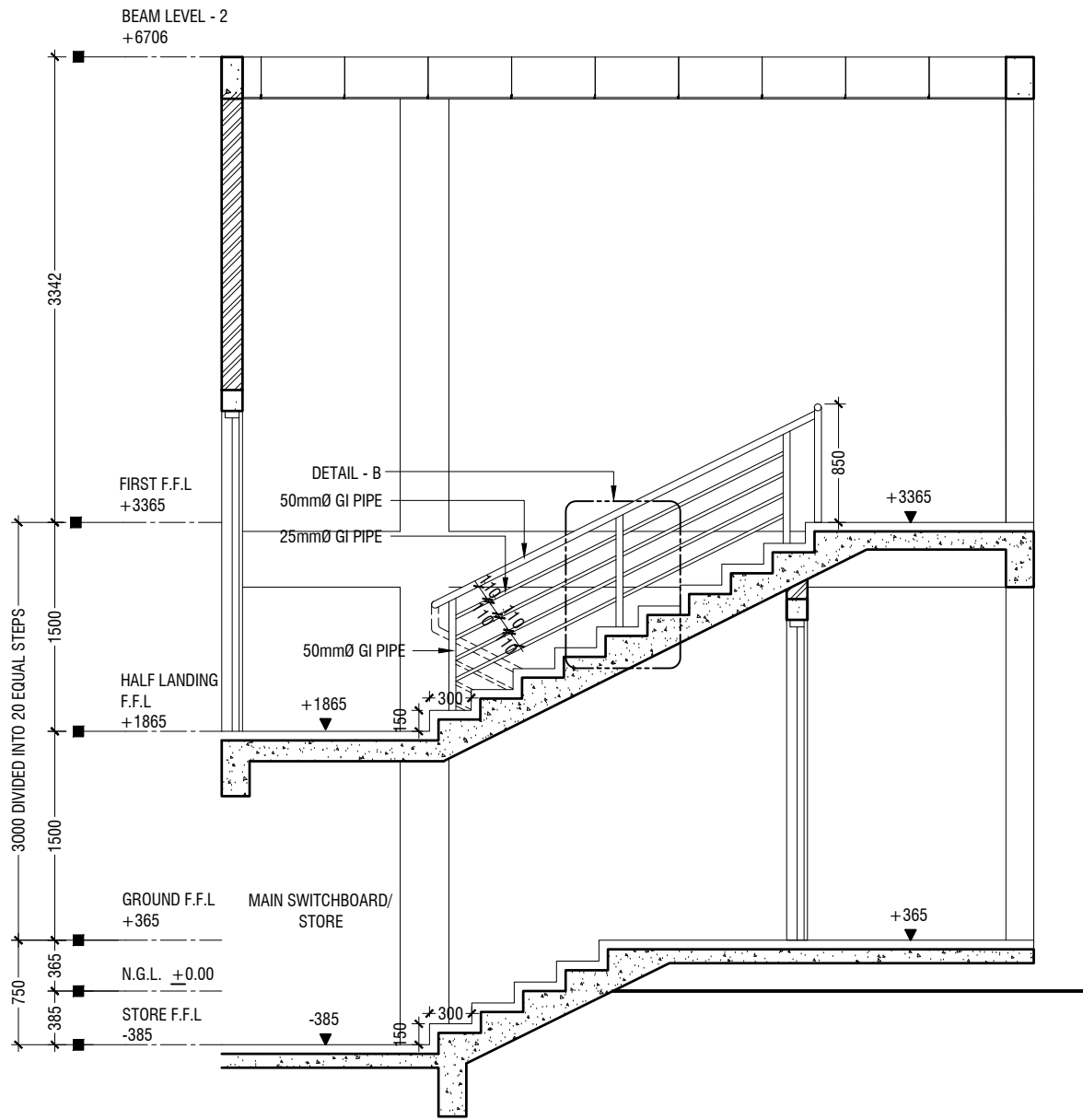
RIYAN PRIVATE LIMITED

t: +9603315049 f: +9603310776
e: info@riyan.com.mv
w: www.riyan.com.mv
3rd floor, H. Azum, Ameenemogoo, Male'

Title: First Floor Reflected Ceiling Plan

Page: A-14/22

The contents of these drawings remain as a property of Riyan Private Limited. Any use other than those expressly stated is a violation of this copyright.

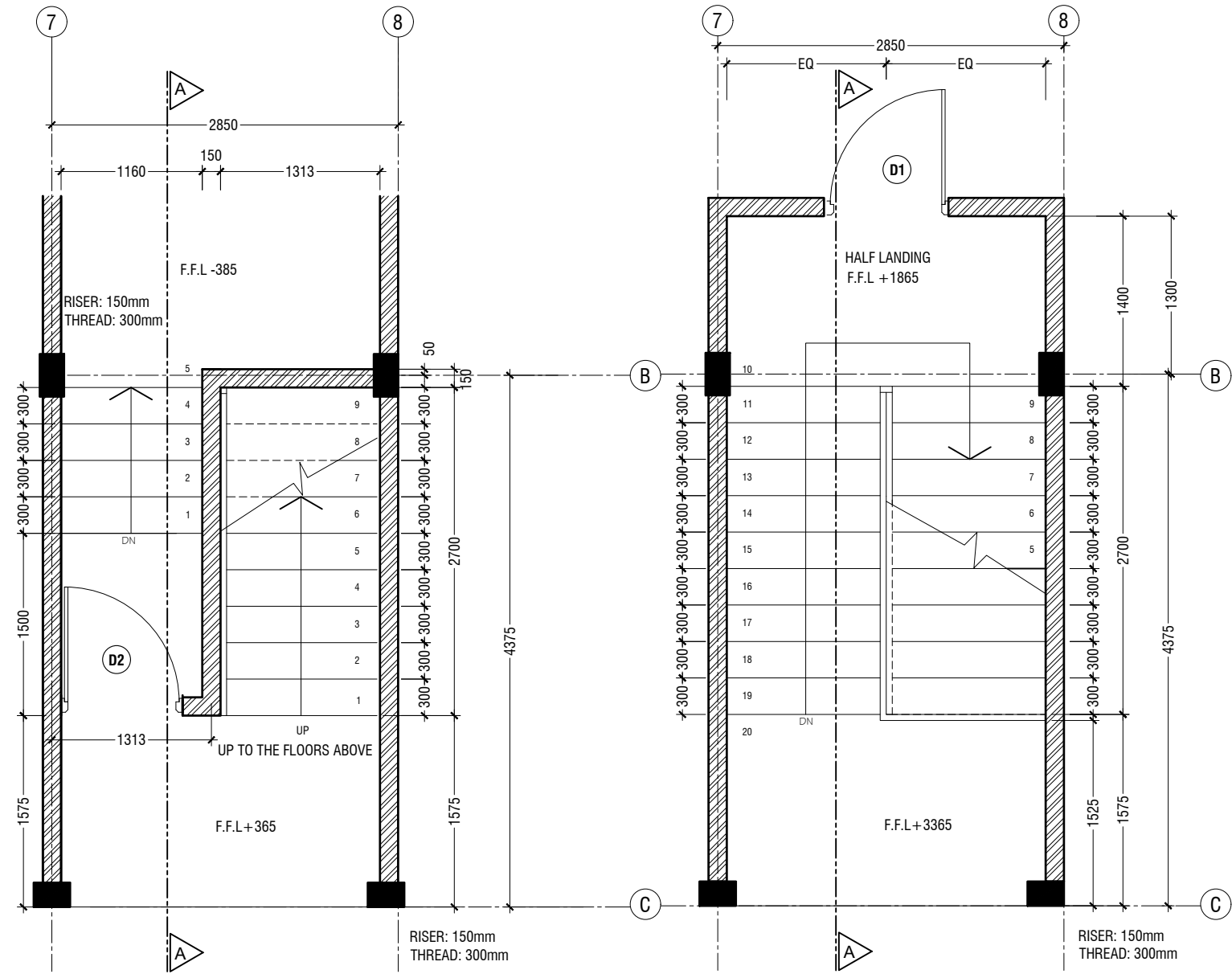


SECTION A-A

SCALE 1:50

**DETAIL - 1
STAIRCASE DETAILS**

SCALE 1:20

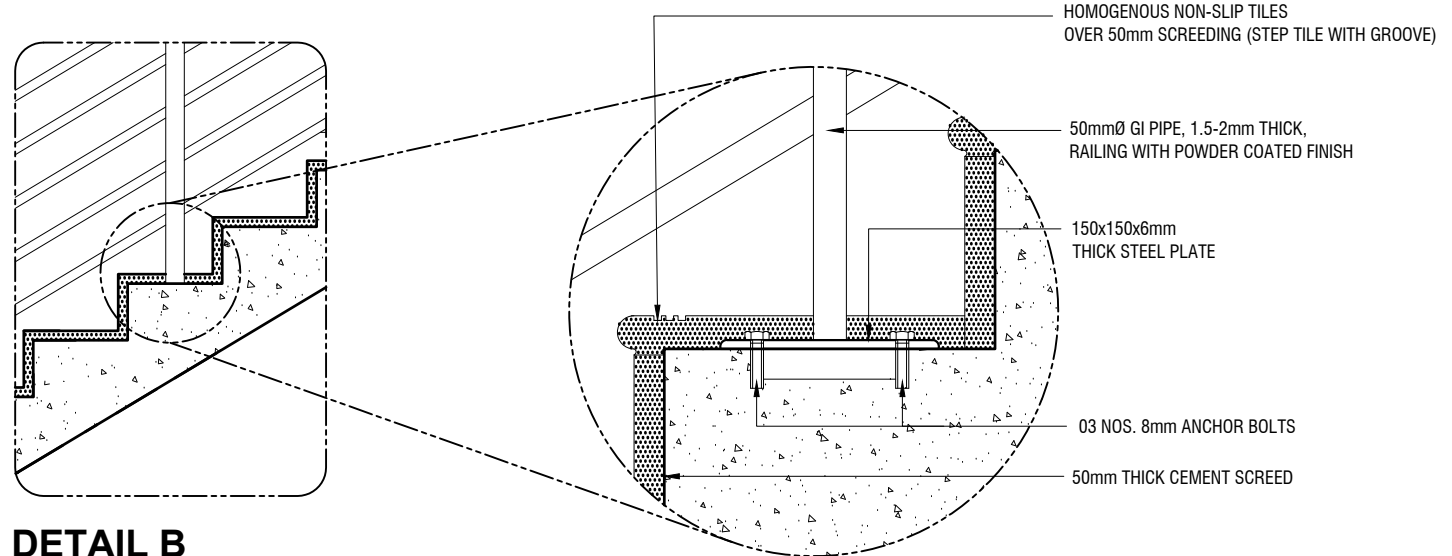


GROUND FLOOR STAIRCASE PLAN

SCALE 1:50

TYPICAL STAIRCASE PLAN

SCALE 1:50




DETAIL B

SCALE 1:20

Adh.Fenfushee School 4 Classroom Block (2 story)
Client: Ministry of Education

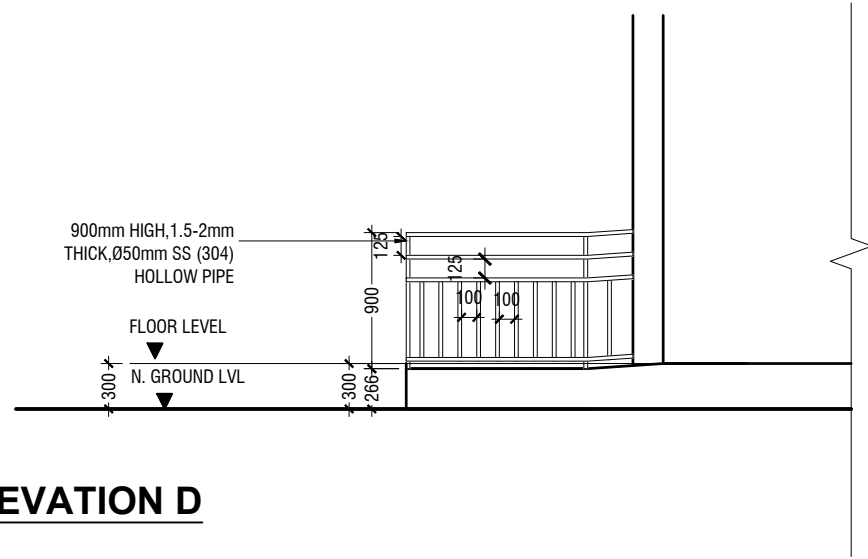
Project Number: RV/2020/006	Date
Date: June 2021	Rev no
Architect: Maryam Irasha Shareef	1
Engineer: Mohamed Muthalib Waleed	2
Drawn by: Maryam Leevan Jaleel	3
Services: Aishath Ahmed	4
Interior: -	5



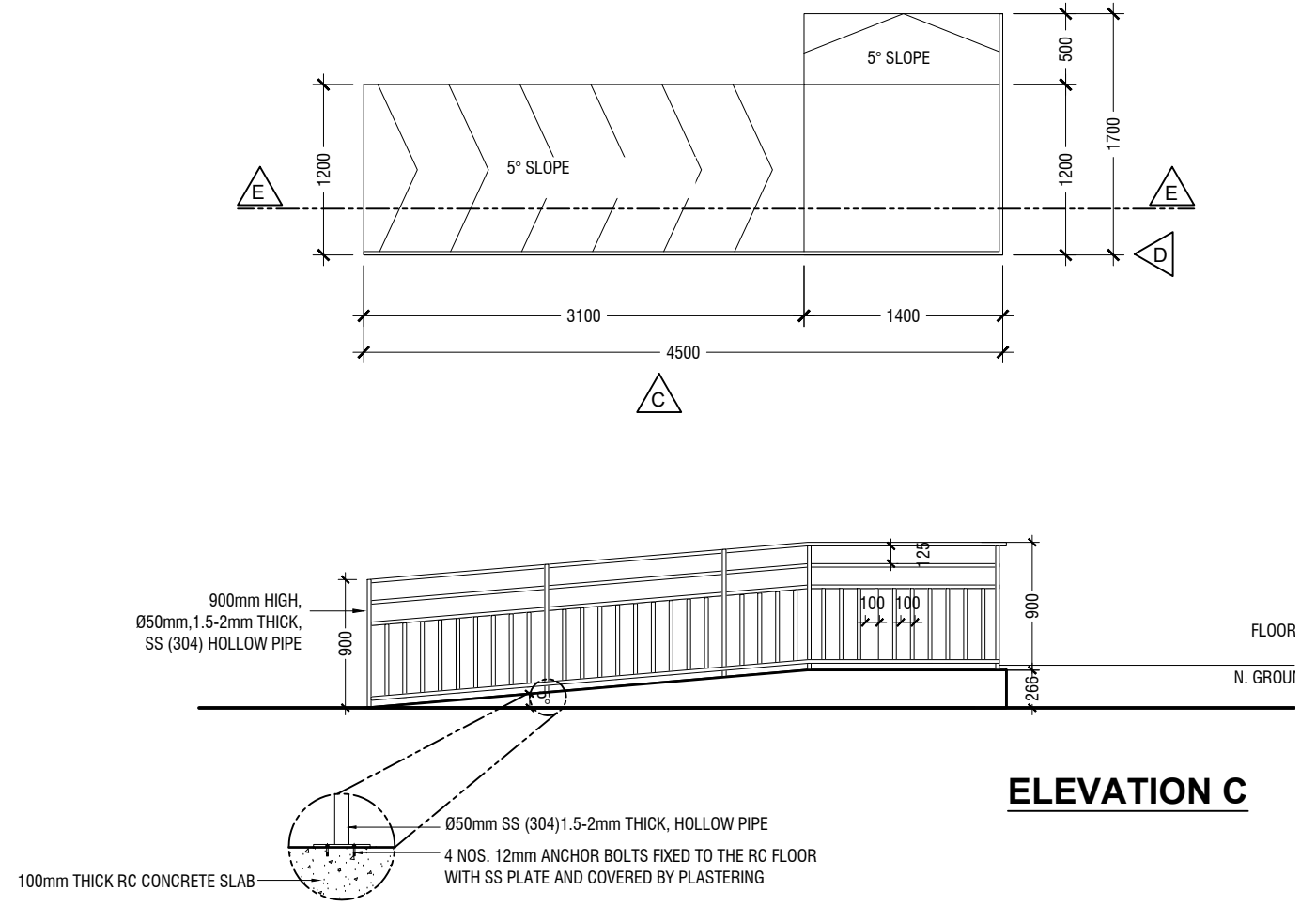
RYAN PRIVATE LIMITED
t: +9603315049 f: +9603310776
e: info@ryan.com.mv
w: www.ryan.com.mv
3rd floor, H. Azum, Ameenemaguu, Male'

The contents of these drawings remain as a property of RYAN Private Limited. Any use other than those expressly stated is a violation of this copyright.

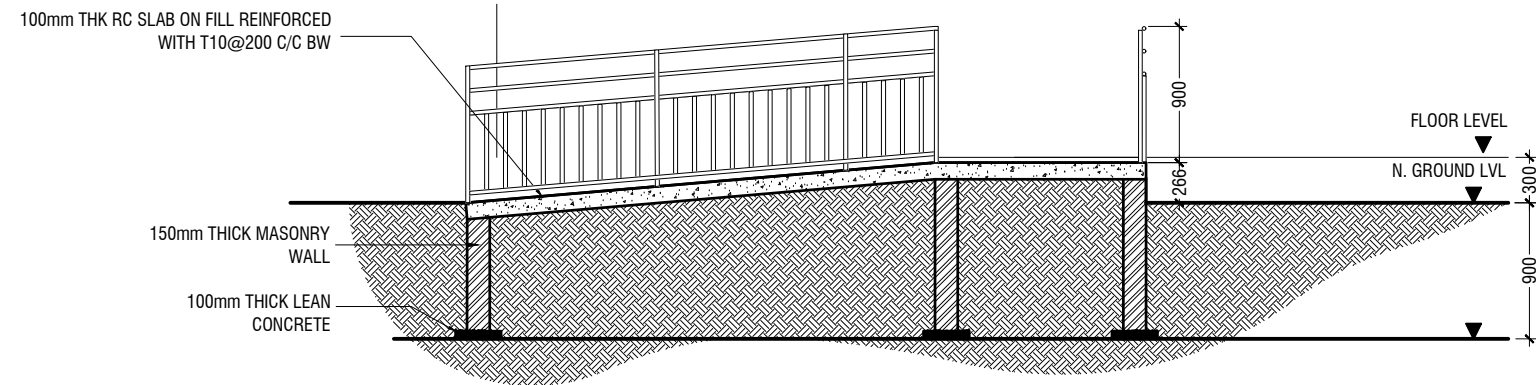

ELEVATION D



ELEVATION C



**DETAIL - 2
MAIN ENTRANCE RAMP DETAILS**



SECTION E-E

Adh.Fenfushee School 4 Classroom Block (2 story)
Client: Ministry of Education

Project Number:	Rev no	Date
RI/2020/006	-	-
Date: June 2021	-	-
Architect: Maryam Irasha Shareef	-	-
Engineer: Mohamed Muthalib Waleed	-	-
Drawn by: Maryam Leevan Jaleel	-	-
Services: Aishah Ahmed	-	-
Interior: -	-	-



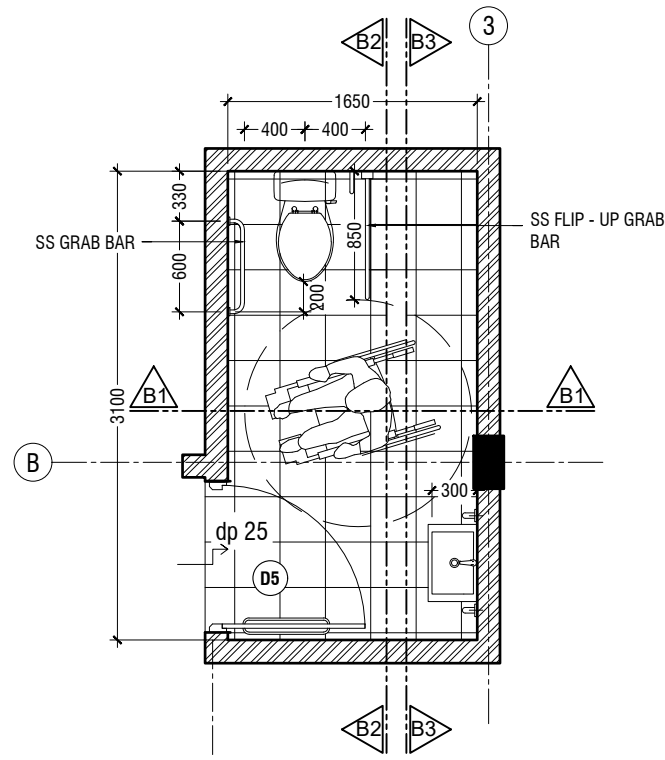
RIYAN PRIVATE LIMITED

t: +9603315049 f: +9603310776
e: info@riyan.com.mv
w: www.riyan.com.mv
3rd floor, H. Azumi, Ameenemaguu, Male'

Title: Ramp Details

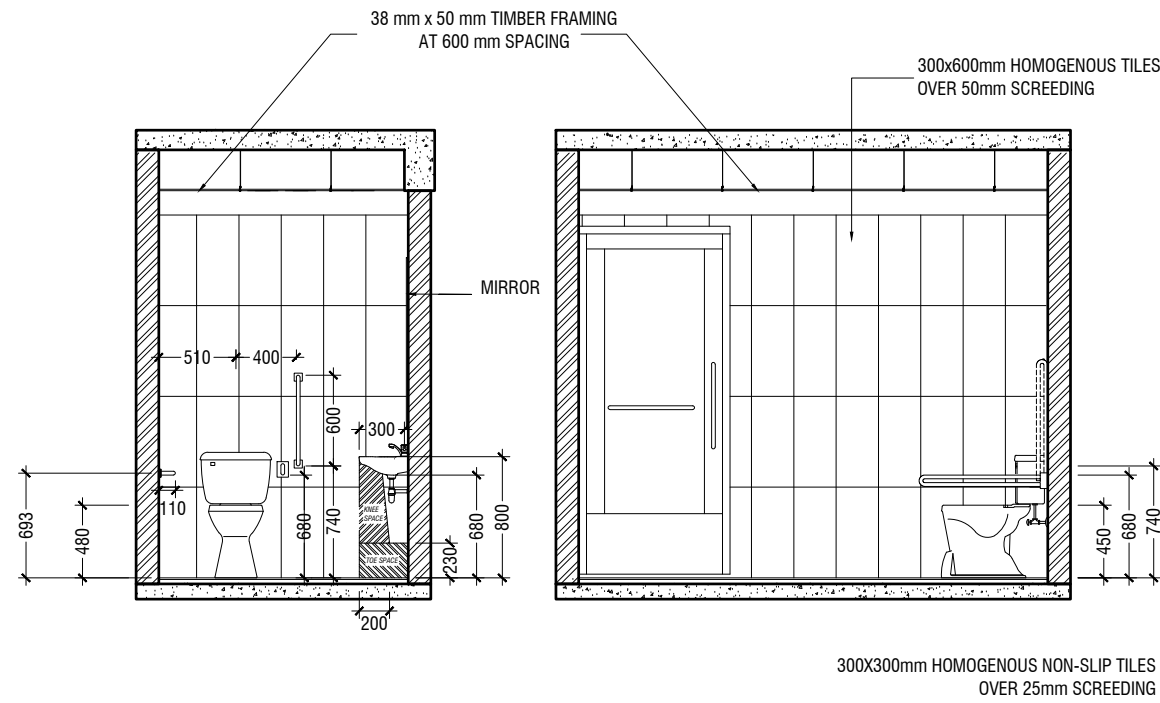
Page: A-16/22

The contents of these drawings remain as a property of Riyan Private Limited. Any use other than those expressly stated is a violation of this copyright.



TOILET FOR PERSONS WITH DISABILITIES PLAN

SCALE 1:50



SECTION B1-B1

SCALE 1:50



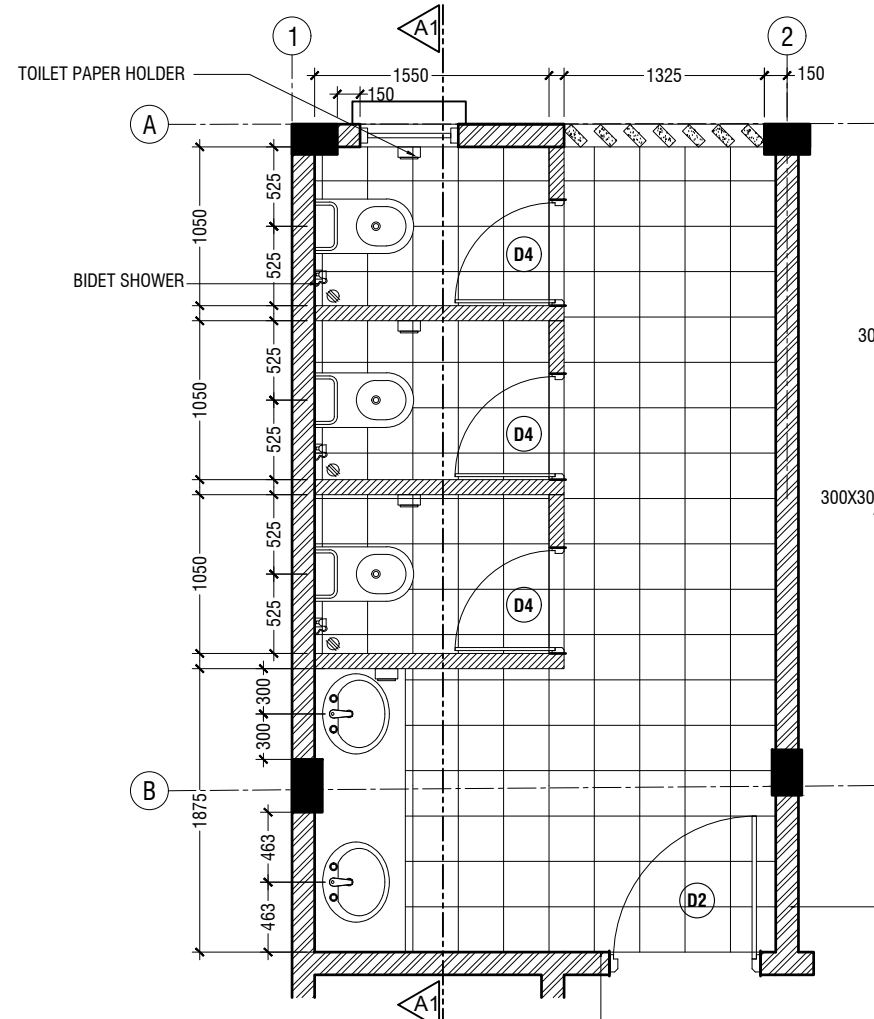
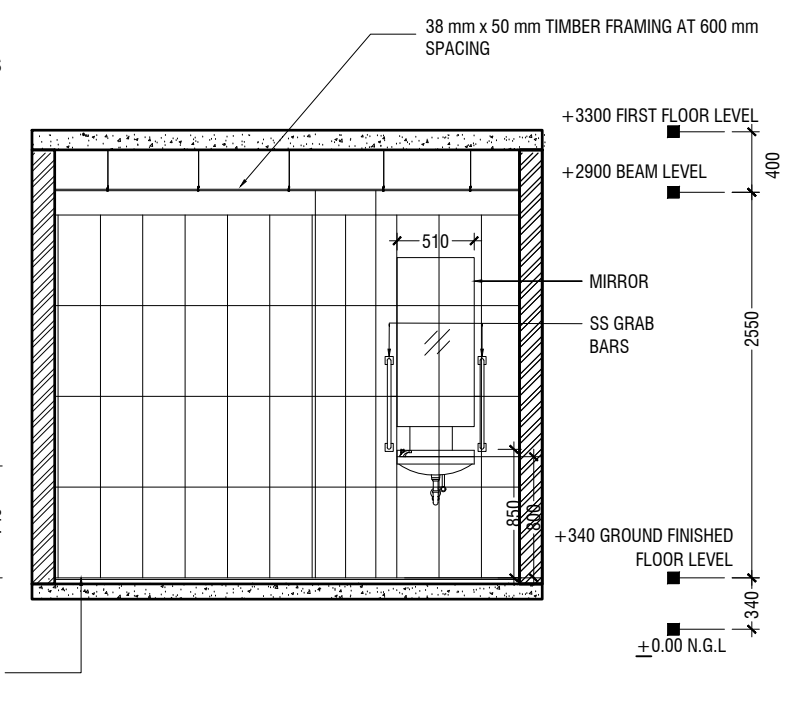
SECTION B2-B2

SCALE 1:50



SECTION B3-B3

SCALE 1:50

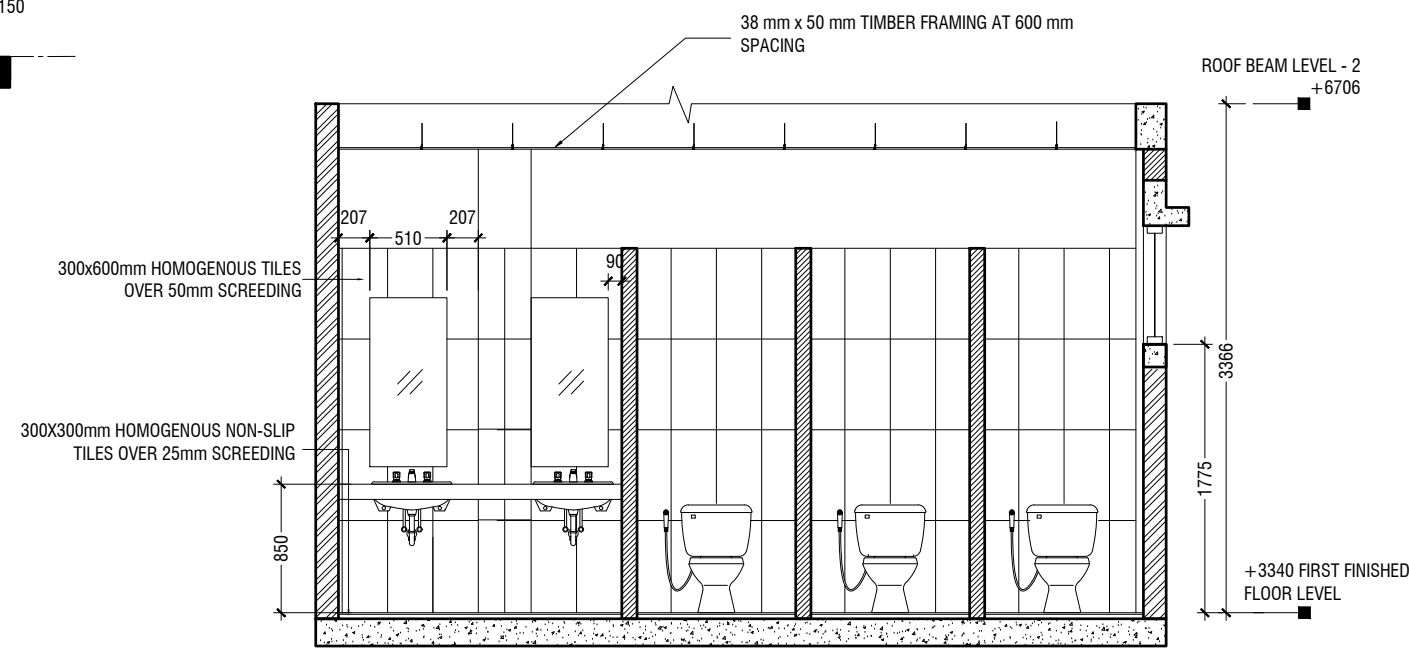


TYPICAL TOILET PLAN

SCALE 1:50

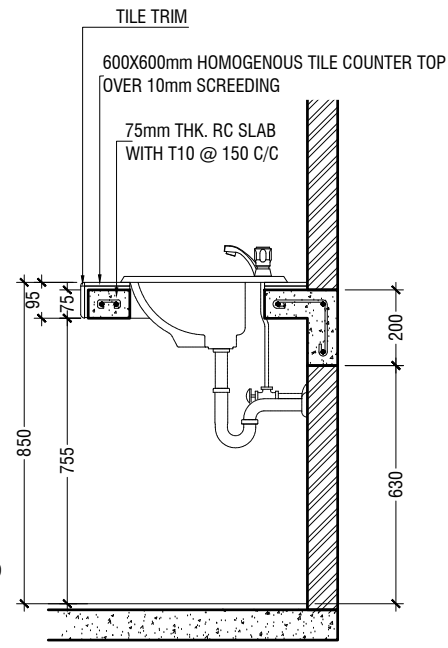



300x600mm HOMOGENOUS TILES OVER 50mm SCREEDING (FULLY TILED AS THE OTHER WALLS)



SECTION A1-A1

SCALE 1:50



COUNTER TOP DETAILS

SCALE 1:20



NOTE:
ALL THE MATERIALS FOR FIXTURES SHALL BE APPROVED BY THE ARCHITECT/CONSULTANT BEFORE INSTALLATION

GRAB BARS OF THE DISABLE TOILET SHALL BE AS PER MANUFACTURE'S DETAIL

DETAIL - 3 TOILET DETAILS

SCALE 1:50

Adh.Fenfushee School 4 Classroom Block (2 story)
Client: Ministry of Education

Project Number: RV/2020/006
Date: June 2021
Architect: Maryam Irasha Shareef
Engineer: Mohamed Muthalib Waleed
Drawn by: Maryam Leevan Jaleel
Services: Aishah Ahmed
Interior: -

Rev no

Date

RIYAN PRIVATE LIMITED

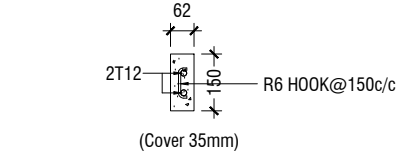
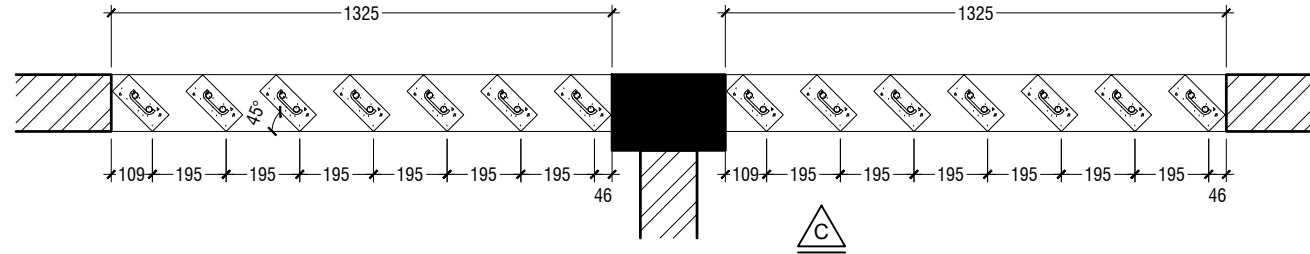
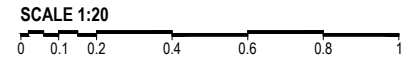
t: +9603315049 f: +9603310776
e: info@riyan.com.mv
w: www.riyan.com.mv
3rd floor, H. Azumi, Ammeenemogu, Male'

Title: Typical Toilet Details

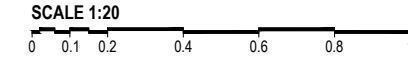
Page: A-17/22

The contents of these drawings remain as a property of Riyan Private Limited. Any use other than those expressly stated is a violation of this copyright

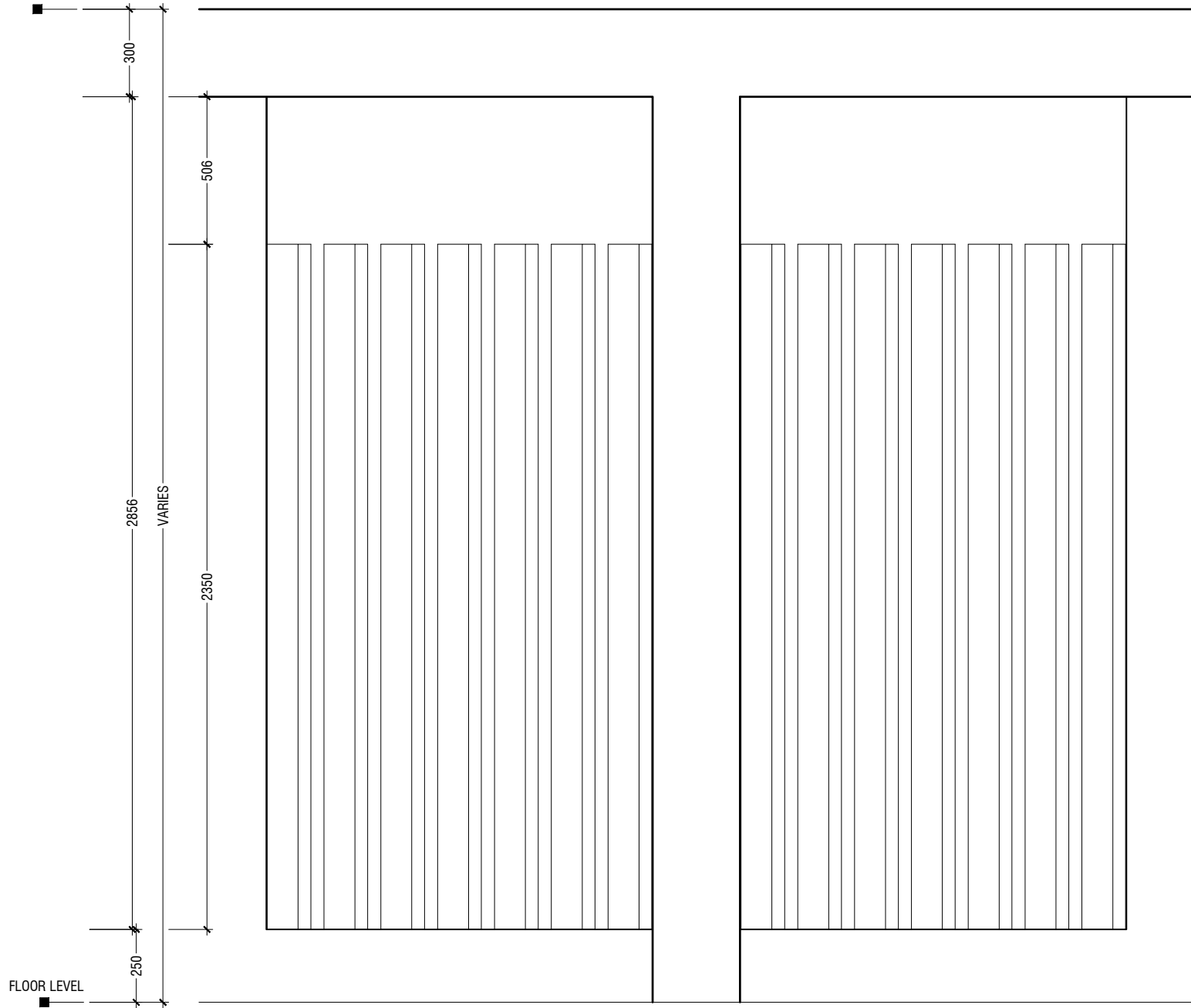
PLAN



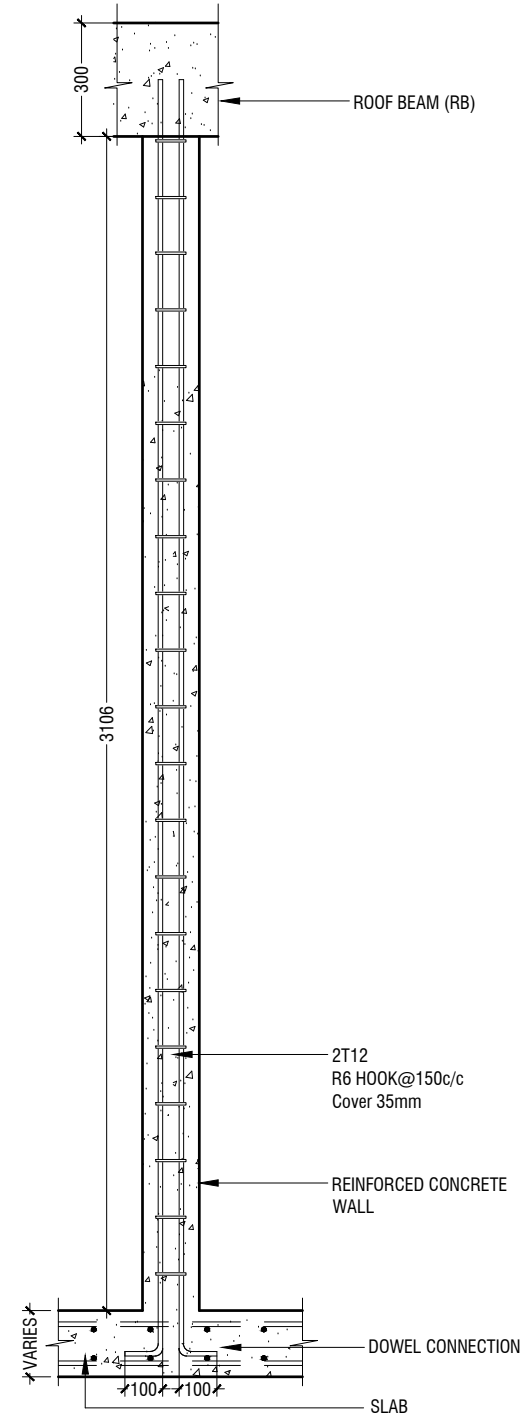
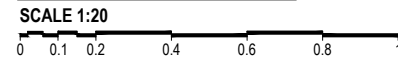
RC FIN DETAIL



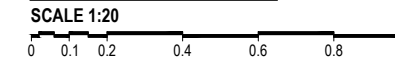
ROOF BEAM LEVEL -2



ELEVATION - C




SECTION C-C



NOTE:- FLOOR TO FLOOR HEIGHT VARIES AND WILL BE SUBJECTED TO CHANGES

DETAIL - 4
RC FIN DETAILS (TOILET)



Adh.Fenfushee School 4 Classroom Block (2 story)
Client: Ministry of Education

Project Number: RV/2020/006	Rev no	Date
Date: June 2021	--	-----
Architect: Maryam Irasha Shareef	--	-----
Engineer: Mohamed Muthithallo Waleed	--	-----
Drawn by: Maryam Leevan Jaleel	--	-----
Services: Aishath Ahmed	--	-----
Interior: -	--	-----



RIYAN PRIVATE LIMITED

t: +9603315049 f: +9603310776
e: info@riyan.com.mv
w: www.riyan.com.mv

3rd floor, H. Azumi, Ameenemagau, Male'

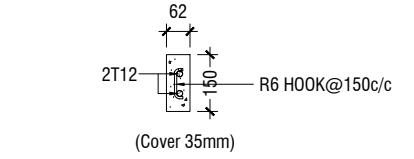
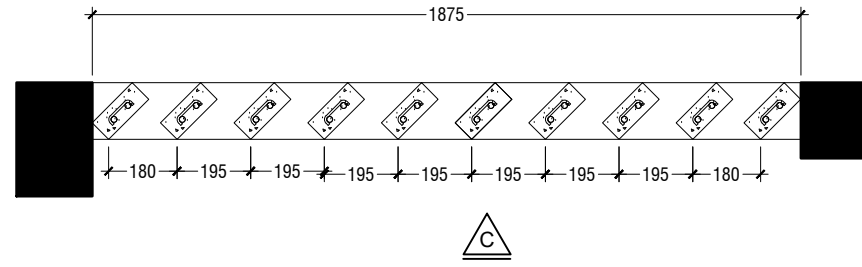
Title: RC Fins Details

Page: A-18/22

The contents of these drawings remain as a property of Riyan Private Limited. Any use other than those expressly stated is a violation of this copyright

PLAN

SCALE 1:20

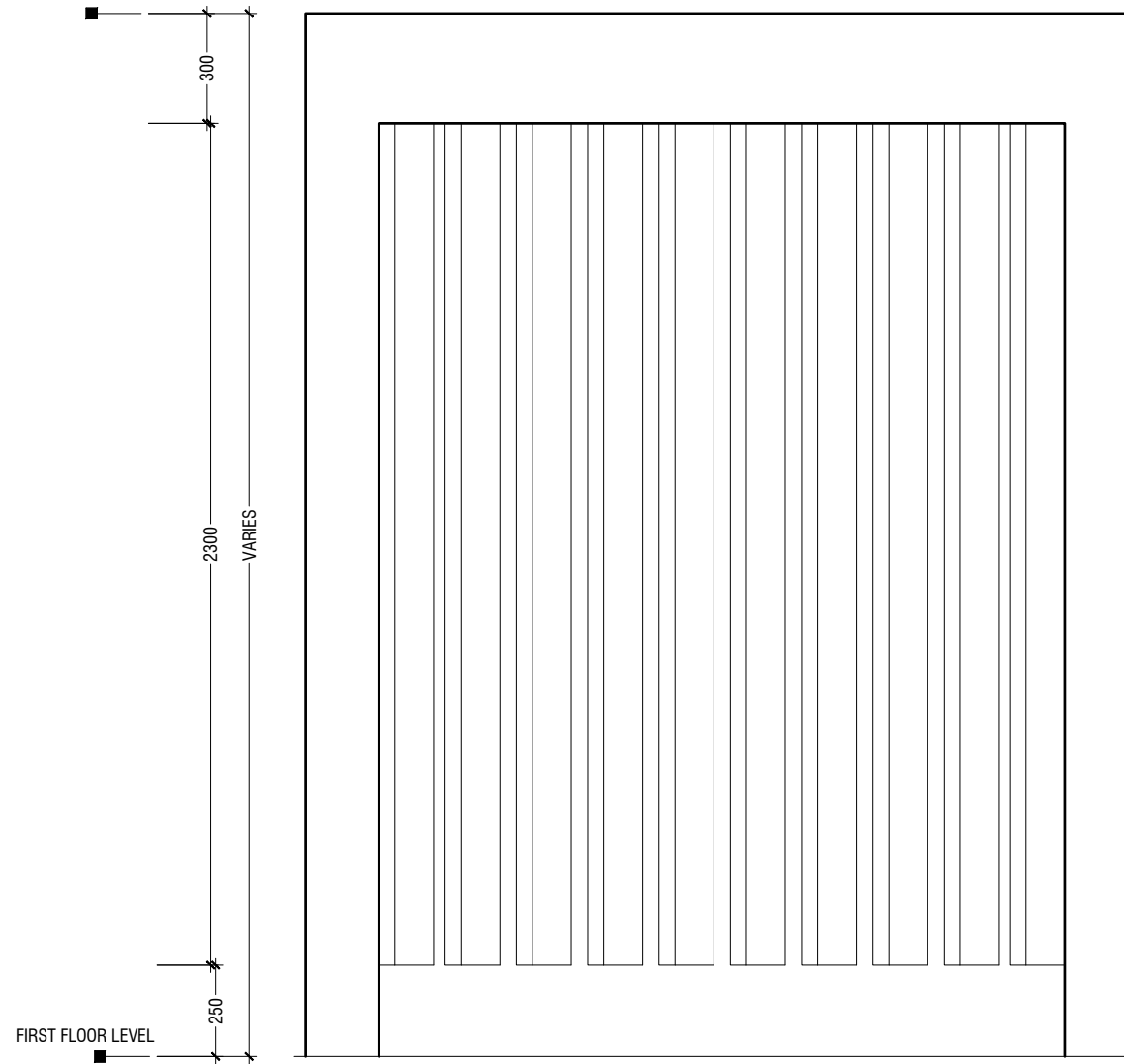


RC FIN DETAIL

SCALE 1:20

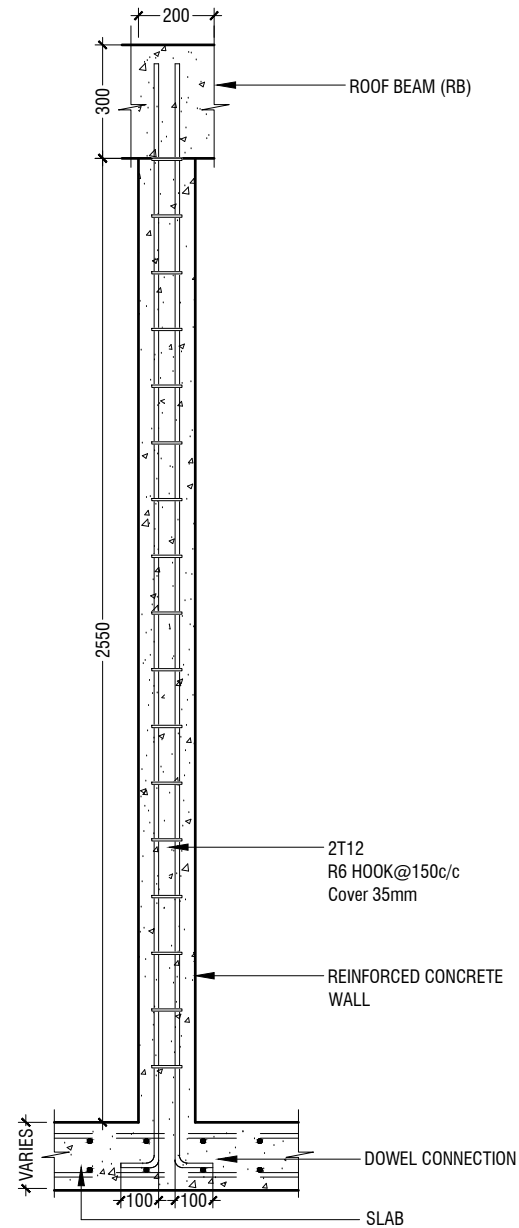


ROOF BEAM LEVEL - 1



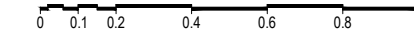
ELEVATION - C

SCALE 1:20



SECTION C-C

SCALE 1:20



NOTE:-
FLOOR TO FLOOR HEIGHT VARIES AND WILL BE SUBJECTED TO CHANGES

DETAIL - 5
RC FIN DETAILS (CORRIDOR)

SCALE 1:20



Adh.Fenfushee School 4 Classroom Block (2 story)
Client: Ministry of Education

Project Number:	Rev no	Date
RI/2020/006	-	-
Date: June 2021	-	-
Architect: Maryam Irasha Shareef	-	-
Engineer: Mohamed Muthalib Waleed	-	-
Drawn by: Maryam Leevan Jaleel	-	-
Services: Aishah Ahmed	-	-
Interior: -	-	-



RIYAN PRIVATE LIMITED

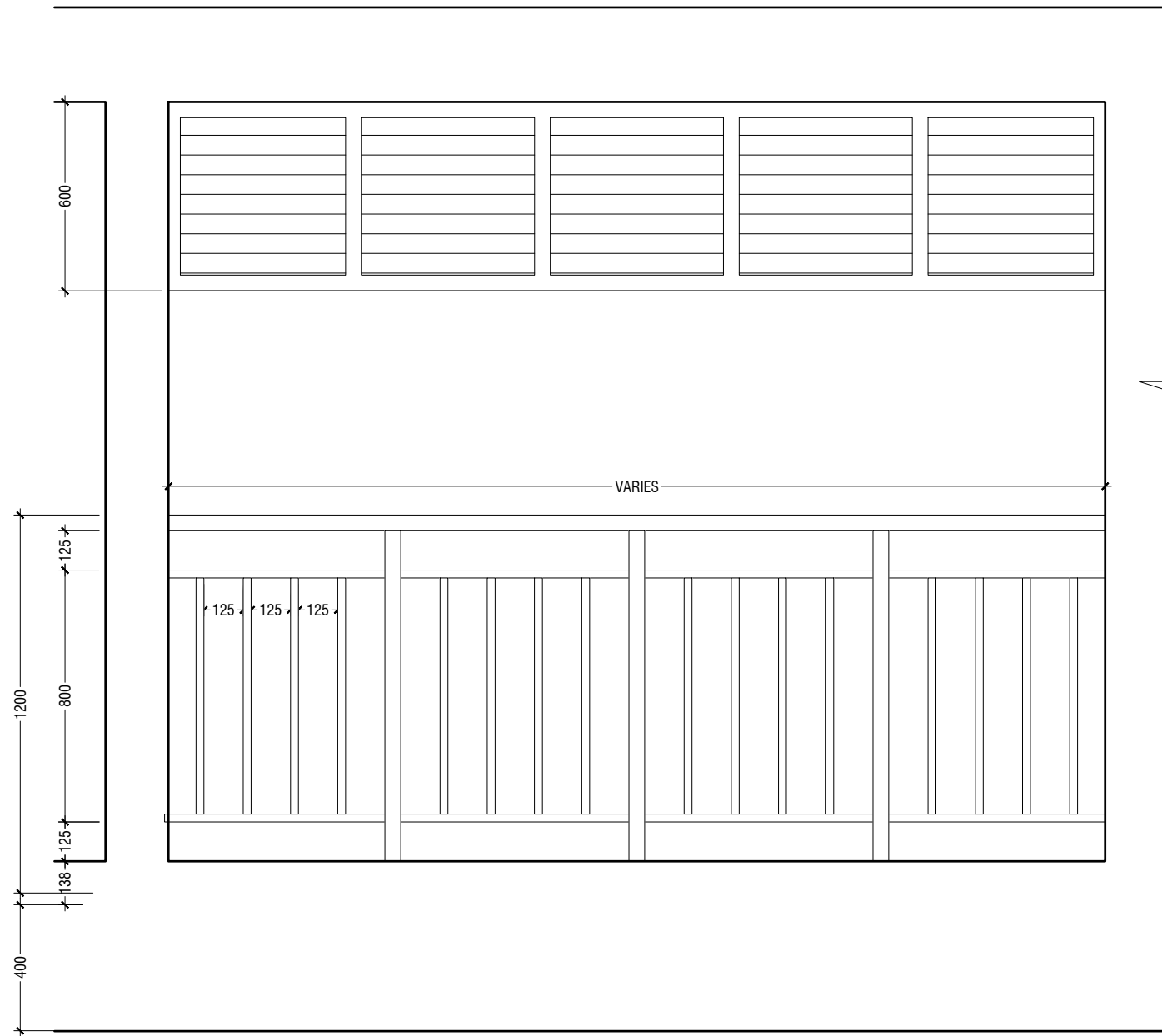
t: +9603315049 f: +9603310776
e: info@riyan.com.mv
w: www.riyan.com.mv
3rd floor, H. Azumi, Ameeremogu, Male'

Title: RC Fins Detail

Page: A-19/22

The contents of these drawings remain as a property of Riyan Private Limited. Any use other than those expressly stated is a violation of this copyright.

ROOF BEAM LEVEL
+6150



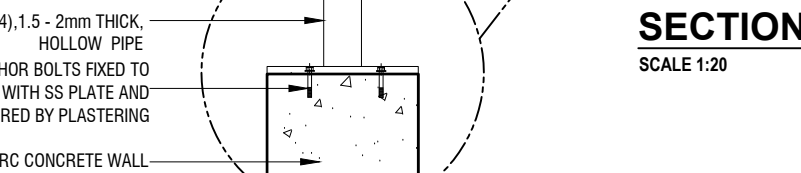
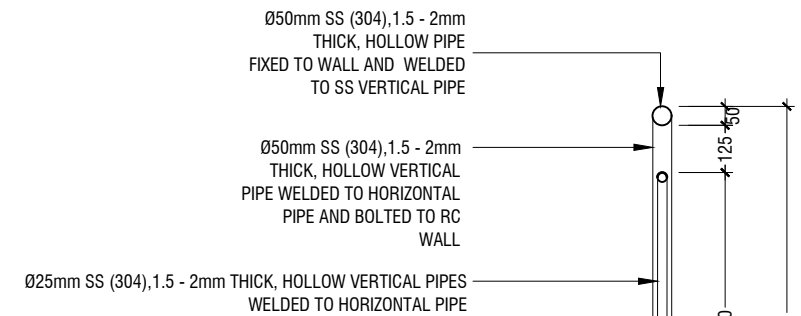
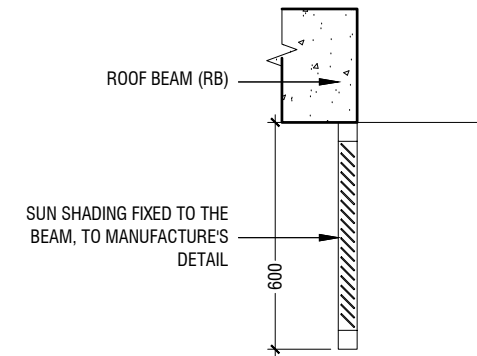

ELEVATION

SCALE 1:20

NOTE:-
FLOOR TO FLOOR HEIGHT VARIES AND WILL BE SUBJECTED TO CHANGES

DETAIL - 6

RAILING DETAILS



SECTION

SCALE 1:20

Adh.Fenfushee School 4 Classroom Block (2 story)
Client: Ministry of Education

Project Number:	Date
RI/2020/006	June 2021
Architect:	Engineer:
Maryam Irasha Shareef	Mohamed Muathab Waleed
Drawn by:	Services:
Maryam Leevan Jaleel	Aishath Ahmed
Interior:	
Rev no	Date



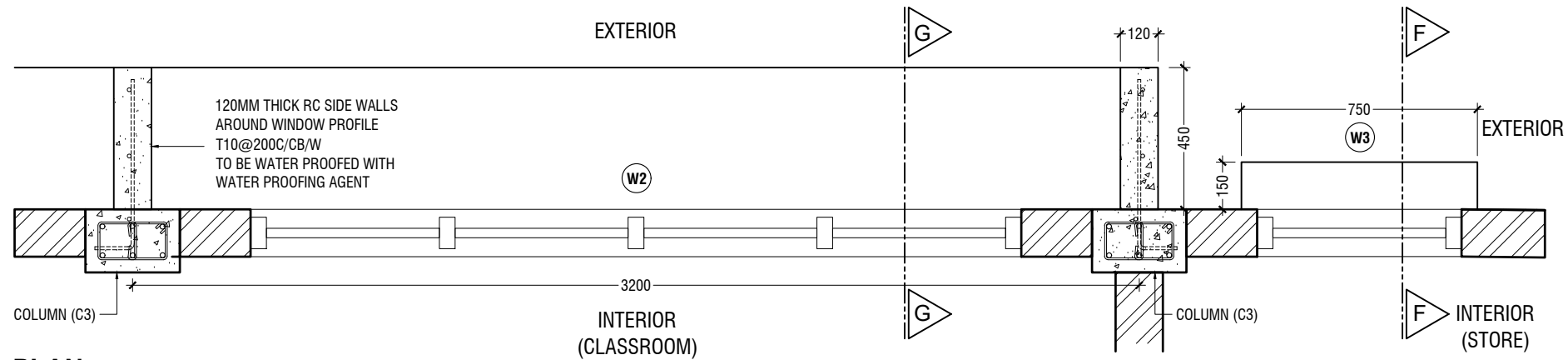
RIYAN PRIVATE LIMITED

t: +9603315049 f: +9603310776
e: info@riyan.com.mv
w: www.riyan.com.mv
3rd floor, H. Azumi, Ameenemoggu, Male'

Title: Railing Detail

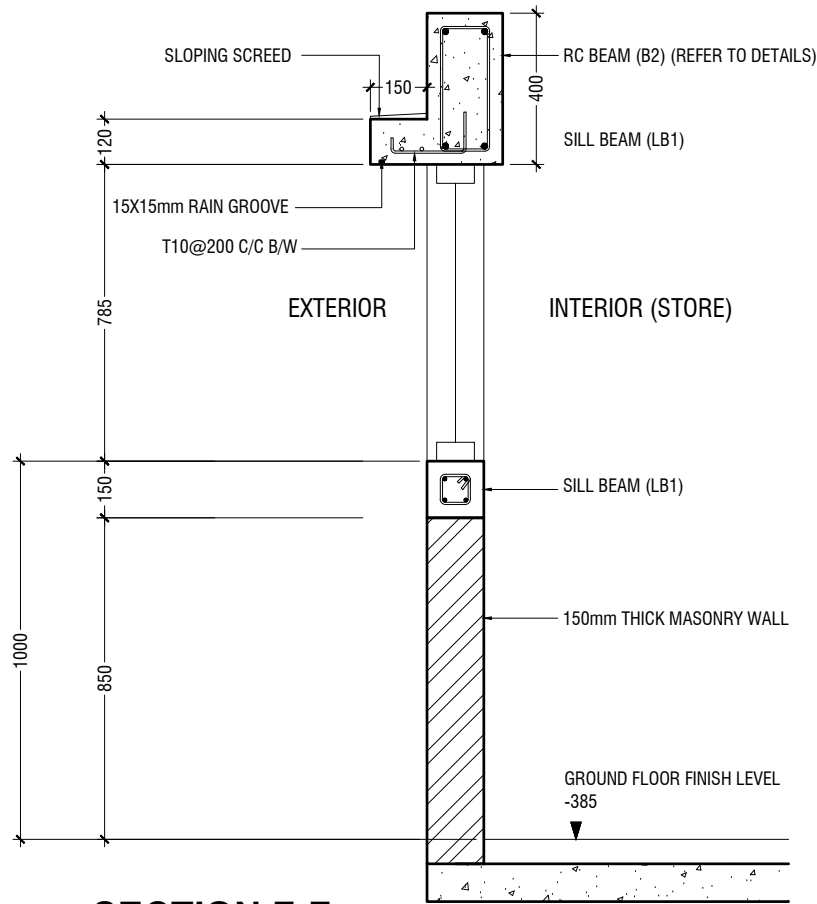
Page: A-20/22

The contents of these drawings remain as a property of Riyan Private Limited. Any use other than those expressly stated is a violation of this copyright.



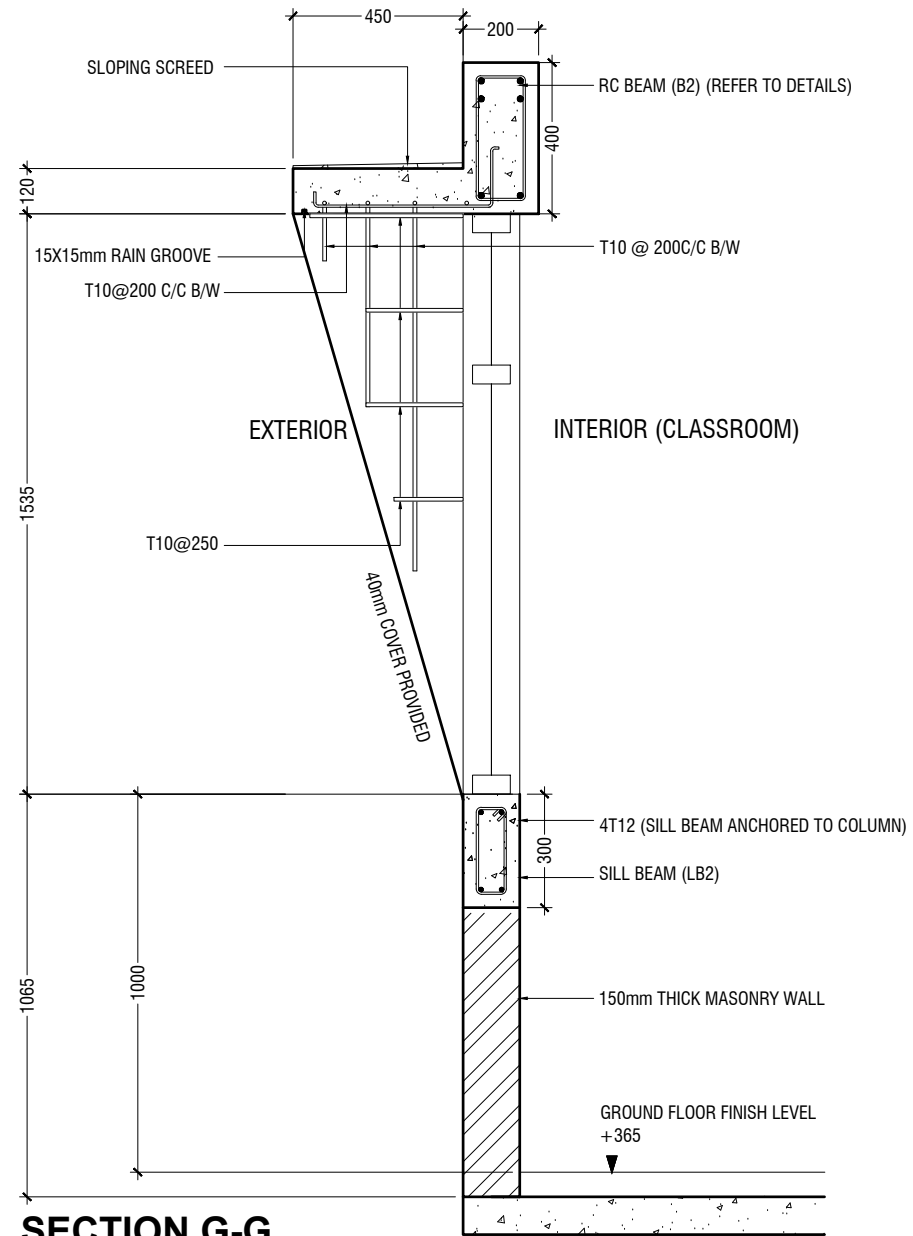
PLAN

SCALE 1:20



SECTION F-F

SCALE 1:20

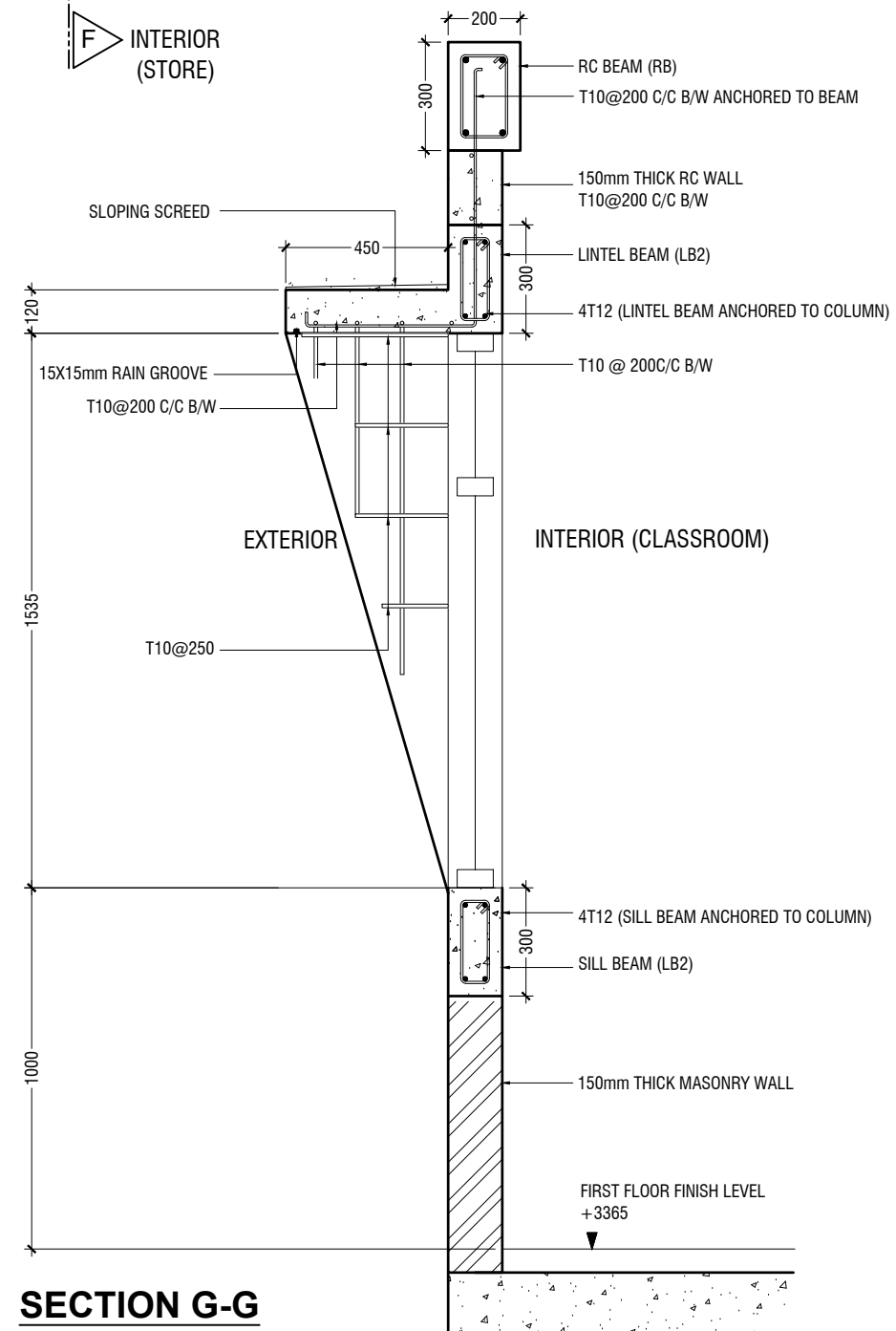


SECTION G-G

SCALE 1:20



* NOTE: GROUND FLOOR



SECTION G-G

SCALE 1:20



* NOTE: FIRST FLOOR

DETAIL - 7
RC WALL DETAILS

SCALE 1:20



Adh.Fenfushee School 4 Classroom Block (2 story)
Client: Ministry of Education

Project Number:	Date:	Rev no	Date
RV/2020/006	June 2021		
Architect: Maryam Irasha Shareef	Engineer: Mohamed Muthalib Waleed		
Drawn by: Maryam Leevan Jaleel	Services: Aishath Ahmed		
Interior: -			



RIYAN PRIVATE LIMITED

t: +9603315049 f: +9603310776
e: info@riyan.com.mv
w: www.riyan.com.mv
3rd floor, H. Azum, Ameeeneemogu, Male'

Title: RC Wall details

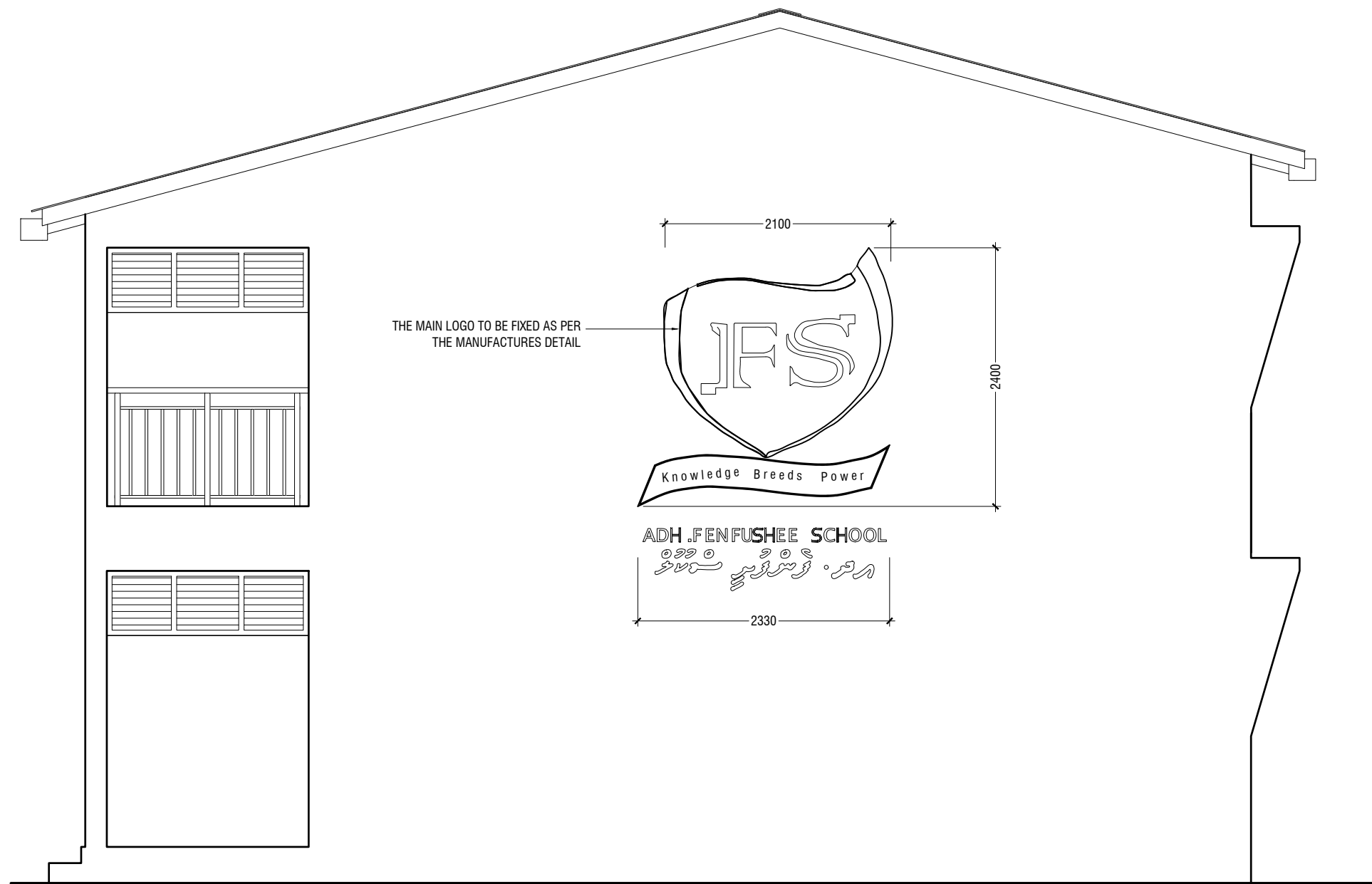
Page: A-21/22

The contents of these drawings remain as a property of Riyan Private Limited. Any use other than those expressly stated is a violation of this copyright.

NOTE: IN SELECTING COLOR SHADES, REFER TO THE OFFICIAL COLOR THEME OF ADH.FENFUSHEE SCHOOL

DETAIL - 8
NAME BOARD DETAIL

SCALE 1:50
0 0.25 0.5 1 1.5 2 2.5



Adh.Fenfushee School 4 Classroom Block (2 story)
Client: Ministry of Education

Project Number: R/2020/006	Date: June 2021	Rev no	Date
Architect: Maryam Irasha Shareef	Engineer: Mohamed Muthalib Waleed	--	-----
Drawn by: Maryam Leevan Jaleel	Services: Aishah Ahmed	--	-----
Interior: -		--	-----



RIYAN PRIVATE LIMITED

t: +9603315049 f: +9603310776
e: info@riyan.com.mv
w: www.riyan.com.mv
3rd floor, H. Azumi, Ameenemaggu, Male'

Title: Name board details

Page: A-22/22

The contents of these drawings remain as a property of Riyan Private Limited. Any use other than those expressly stated is a violation of this copyright

GENERAL NOTES

THE GENERAL NOTES SHALL BE READ IN CONJUNCTION WITH THE CONTRACT SPECIFICATIONS AND DRAWINGS. REGARDLESS OF WHETHER OR NOT SHOWN IN DRAWINGS OR OTHER TENDER DOCUMENTS, THE STANDARD PROVISIONS SPECIFIED HEREUNDER FOR COMPLIANCE BY THE CONTRACTOR SHALL APPLY TO ALL RELEVANT PORTIONS OF THE STRUCTURAL WORKS AND SHALL FORM PART OF THIS CONTRACT.

1.0 VERIFICATION OF DIMENSIONS AND LEVELS

- THE CONTRACTOR SHALL VERIFY ALL DIMENSIONS AND LEVELS ON SITE, AND RESOLVE ALL DISCREPANCIES WITH THE ARCHITECT OR ENGINEER PRIOR TO COMMENCEMENT OF WORK.
- DRAWING INDICATES GENERAL & TYPICAL DETAILS OF CONSTRUCTION. WHERE CONDITIONS ARE OF SIMILAR CHARACTER TO DETAILS SHOWN AND ALTHOUGH NOT SPECIFICALLY INDICATED, SIMILAR DETAILS OF CONSTRUCTION SHALL BE USED SUBJECT TO REVIEW BY THE ENGINEER.
- PRIOR TO COMMENCEMENT OF WORKS, THE CONTRACTOR SHALL VERIFY ALL DIMENSIONS AND LEVELS IN THE CONTRACT DRAWINGS.
- DISCREPANCIES IN DRAWINGS ARISING FROM SUCH VERIFICATION WORKS SHALL BE BROUGHT TO THE ATTENTION OF THE ARCHITECT/ENGINEER.

2.0 SHOP DRAWINGS

- THE CONTRACTOR SHALL BE SOLELY RESPONSIBLE FOR ENSURING TOTAL COORDINATION OF ALL WORKS AND SHALL TAKE SITE MEASUREMENTS PRIOR TO THE PREPARATION OF ANY SHOP DRAWINGS OR BEFORE COMMENCING FABRICATION.
- THE CONTRACTOR SHALL SUBMIT SHOP DRAWINGS FOR ALL SPECIALIST TRADES, SUCH AS PRESTRESSING, CURTAIN WALLING, ETC. FOR REVIEWS AND COMMENTS BY THE ARCHITECT/ENGINEER PRIOR TO COMMENCEMENT OF WORK. SUCH SHOP DRAWINGS SUBMITTED SHALL INCORPORATE ALL NECESSARY CONNECTION DETAILS TO THE STRUCTURAL MEMBERS SUCH AS CAST-IN INSERTS, EMBEDDED PLATES, ETC.

3.0 INCORPORATION OF M&E REQUIREMENTS IN THE STRUCTURE

- THE CONTRACTOR SHALL BE SOLELY RESPONSIBLE FOR ENSURING TOTAL COORDINATION OF STRUCTURAL, M & E PENETRATION DRAWINGS OF SERVICES AND SUBMIT SUCH SHOP DRAWINGS TO THE ARCHITECT/ENGINEER FOR REVIEWS AND APPROVAL PRIOR TO COMMENCEMENT OF WORK.
- THESE SHOP DRAWINGS SHALL INCORPORATE ALL MECHANICAL, ELECTRICAL AND SANITARY WORKS TO BE EMBEDDED IN CONCRETE AND ALL OPENINGS FOR ALL PIPE OR DUCT WORKS, BASED ON THE REQUIREMENTS OF M & E DRAWINGS IN HIS POSSESSION.
- HE SHALL CHECK AND RESOLVE ALL DISCREPANCIES WITH THE RESPECTIVE ENGINEER PRIOR TO PLACEMENT OF CONCRETE.

4.0 LEAN CONCRETE FOR SUSPENDED STRUCTURES

- UNLESS OTHERWISE STATED, 50 MM THICK LEAN CONCRETE WITH A MINIMUM 28-DAY CUBE STRENGTH OF 15N/MM² SHALL BE PROVIDED ON ALL SOIL SURFACES FORMING THE UNDERSIDE OF STRUCTURAL CONCRETE MEMBERS.

5.0 STRUCTURAL ELEMENTS ON GRADE

- UNLESS OTHERWISE STATED, A SINGLE LAYER OF 0.25 MM(HEAVY DUTY) POLYTHENE SHEET, OR EQUIVALENT THERMOPLASTIC MATERIAL, LAID OVER A COMPACTED 60 MM THICK LAYER OF HARD CORE BLINDED WITH SAND TO PREVENT GROUT LOSS FROM SEEPAGE INTO THE GROUND SHALL BE PROVIDED ON ALL SOIL SURFACES FORMING THE UNDERSIDE OF THE NON-SUSPENDED SLABS.

6.0 SUBGRADE UNDER STRUCTURAL ELEMENTS

- WHERE THE CONTRACTOR REQUIRES REMOVAL AND SUBSEQUENT BACKFILL OF SUBGRADE PRIOR TO CASTING OF PILECAP/WALL/BEAM/SLAB, HE SHALL ENSURE THAT THE BACKFILL IS OF APPROVED MATERIAL AND THAT THE BACKFILL SHALL BE REASONABLY COMPACTED TO ENSURE THAT THE COMPACTED SOIL IS ABLE TO WITHSTAND THE WEIGHT OF THE WET CONCRETE. THE CONTRACTOR SHALL EXERCISE PROPER SKILL AND CARE TO AVOID DAMAGE TO ADJACENT INSTALLED STRUCTURES ARISING FROM HIS CONSTRUCTION SEQUENCE.

7.0 WATERPROOFING FOR STRUCTURES

- THE CONTRACTOR SHALL SUBMIT SHOP DRAWINGS AND METHOD STATEMENTS FOR THE ENGINEER'S APPROVAL PRIOR TO COMMENCEMENT OF WORK. REQUIRED SHOP DRAWING DETAILS INCLUDE BUT ARE NOT LIMITED TO TREATMENT OF FLASHINGS, WATERSTOP AT CONSTRUCTION JOINTS, WALL AND SLAB PENETRATIONS.
- ALL PENETRATIONS THROUGH STRUCTURAL ELEMENTS SHALL BE CAST-IN, SLEEVED AND PROVIDED WITH APPROVED PUDDLE FLANGE DETAIL. IF FOR ANY REASON THE CONTRACTOR IS UNABLE TO LAY WATERSTOP AT CONSTRUCTION JOINTS AS INDICATED IN THE DRAWINGS, HE SHALL AT HIS OWN EXPENSES PROVIDE ADEQUATE GROUT TUBES FOR WATERPROOF PRESSURE GROUTING TO ENSURE WATERTIGHTNESS OF THE JOINT.
- ALL GROUT TUBES SHALL BE MARKED AND PROTECTED FROM BLOCKAGE.
- BACKFILLING OPERATIONS AGAINST VERTICAL SURFACE SHALL BE CARRIED OUT AS SOON AS THE WATERPROOFING BARRIER IS INSTALLED TO THE SATISFACTION OF THE ENGINEER.

8.0 CASTING LAYERS

- INCLINED CASTING LAYERS AND INCLINED CONSTRUCTION JOINTS SHALL BE AVOIDED.
- HORIZONTAL CASTING LAYERS SHALL NOT IN GENERAL EXCEED 0.6 M THICKNESS UNLESS OTHERWISE APPROVED BY THE ENGINEER.

9.0 FOUNDATIONS

- ALL FOUNDATIONS HAS BEEN DESIGNED FOR SAFE GROUND PRESSURE OF 150 KN/M.
- ALL BACKFILL SHOULD BE DONE WITH MATERIALS APPROVED BY THE CONSULTANT AND SOURCE. ALL BACKFILL SHOULD BE STRUCTURAL FILL, COMPACTED IN LAYERS AS SPECIFIED.
- WEAK POCKETS FOUND BELOW THE ASSUMED FOUNDATION LEVELS SHALL BE REMOVED AND REPLACED BY PLAIN CONCRETE.
- IN CASE OF EXCAVATIONS BELOW THE ASSUMED LEVEL OF THE FOUNDATION, THE SOIL SHALL BE REPLACED BY PLAIN CONCRETE.
- IN CASE GROUND WATER IS PRESENT ABOVE FOUNDATION LEVEL, THE CONTRACTOR SHALL BE RESPONSIBLE FOR DEWATERING THE BELOW LEVEL OF FOUNDATIONS.
- THE CONTRACTOR SHALL MAINTAIN DRY WORKING CONDITIONS THROUGH OUT THE CONSTRUCTION PERIOD. RESTORING WATER TABLE CAN BE DONE AFTER BACKFILLING AND COMPACTION UP TO THE SLAB ON GRADE LEVEL, OR AS DIRECTED BY THE ENGINEER.
- NO BACK FILLING SHALL BE PLACED AGAINST WALLS RETAINING EARTH, UNLESS THE WALLS ACHIEVE SUFFICIENT STRENGTH TO PREVENT MOVEMENT OR STRUCTURAL DAMAGE.

10.0 CONSTRUCTION LOAD AND SHORING

- CONSTRUCTION LIVE LOAD IMPOSED ON ANY SINGLE FLOOR SHALL NOT EXCEED 1.5 KN/M². UNLESS OTHERWISE APPROVED BY THE ENGINEER, DEAD LOAD OF THE TOP CONSTRUCTION FLOOR SHALL BE SUPPORTED BY TWO COMPLETED FLOORS DIRECTLY BELOW IT.
- PROPS TO BEAMS AND SLABS AT ANY FLOORS SHALL NOT BE REMOVED UNTIL THE TWO IMMEDIATE FLOORS ABOVE THAT LEVEL ARE CAPABLE OF SUPPORTING THEMSELVES AS WELL AS ANY LOADS IMPOSED DURING CONSTRUCTION. CONSIDERATIONS GOVERNING REMOVAL OF PROPS INCLUDE BUT ARE NOT LIMITED TO THE ATTAINMENT OF 28-DAY STRENGTH FOR THE CONCRETE, DESIGN LOAD CAPACITY OF THE FLOOR UNDER REVIEW AND THE COMPLETION OF PRESTRESSING AND GROUTING OPERATIONS IN THE CASE OF A PRESTRESSED STRUCTURAL FLOOR SYSTEM.

- PROPS SHALL BE LEFT IN PLACE FOR SUPPORTING THE CONSTRUCTION LOADS APPROVED BY THE ENGINEER.
- NO ALLOWANCE HAS BEEN MADE IN THE DESIGN OF THE PERIMETER BEAMS/WALLS FOR THE SUPPORT OF TEMPORARY SCAFFOLDINGS.
- THE CONTRACTOR SHALL ENGAGE HIS OWN PROFESSIONAL ENGINEER TO DESIGN AND STRENGTHEN THE BEAMS/WALLS.
- THE CONTRACTOR SHALL ENGAGE HIS OWN PROFESSIONAL ENGINEER CHECK THE ADEQUACY OF SHORING DETAIL PROVIDED PROCEEDING THE WORK, AS SHORING WAS DESIGNED, CONSIDERING THE STATUS OF THE BUILDING AT THE TIME OF DESIGN.

11.0 CONCRETE COVER

- MINIMUM COVER TO OUTERMOST REINFORCEMENT INCLUDING LINKS SHALL BE AS FOLLOWS.

STRUCTURAL ELEMENT	COVER (mm)
RAFT BEAM & SLAB (EARTH FACE)	60
RAFT BEAM & SLAB (INTERNAL FACE)	60
COLUMN	40
BEAM	35
BEAM (EXTERNAL FACE)	40
SLAB	30
INTERNAL WALL	30
EXTERNAL WALL	40

- NOTE: EARTH FACE COVER OF BEAMS, COLUMNS & WALLS SHOULD BE 50mm

12.0 MATERIAL STRENGTHS

12.1 CONCRETE

- UNLESS OTHERWISE STATED, ORDINARY PORTLAND CEMENT CONFORMING TO BS 12, TO BE USED FOR ALL THE RC STRUCTURAL ELEMENTS.
- THE MINIMUM 28-DAY COMPRESSIVE CUBE STRENGTH OF CONCRETE FOR SPECIFIED STRUCTURAL ELEMENTS SHALL BE AS FOLLOWS UNLESS OTHERWISE STATED:

MAIN BUILDING	
LEAN CONCRETE	15 N/mm ²
MASS CONCRETE	30 N/mm ²
COLUMN, BEAM AND SLAB	30 N/mm ²
EXTERNAL WORK	
PAVEMENTS	30 N/mm ²
ALL OTHERS (CULVERT, DRAINS, MANHOLE, ETC)	30 N/mm ²
FOUNDATION	
PILECAP, FOOTING, RAFT TIE-BEAM, CAPPING BEAM	30 N/mm ²

- CEMENT SHALL BE ORDINARY PORTLAND CEMENT TO BS 12.

Adh.Fenfushee School 4 Classroom Block (2 story)
Client: Ministry of Education

Project Number: RI/2020/006
Date: June 2021
Architect: Maryam Irsha Shaiqef
Engineer: Mohamed Muththalib Waleed
Drawn by: Maryam Leevan Jaleel
Interior: -
Rev no Date



RYAN PRIVATE LIMITED

t: +9603315049 f: +9603310776
e: info@ryan.com.mv
w: www.ryan.com.mv
3rd floor, H. Azum, Ameenemaggu, Male'

Title: General Notes

Page: S-00/12

12.2 REINFORCEMENT

•UNLESS OTHERWISE STATED, BAR SIZE 10MM DIAMETER OR LARGER SHALL BE HIGH TENSILE TYPE II DEFORMED BARS. THE MINIMUM YIELD STRENGTH OF STEEL BAR REINFORCEMENT SHALL BE AS FOLLOWS:

MILD STEEL PLAIN BAR	250 N/mm ²
HIGH TENSILE TYPE II DEFORMED BAR	415 N/mm ²

12.25 REINFORCEMENT ANCHORAGE OR LAPPING IS AS FOLLOWS U.N.O.

	BAR GRADE 415
TENSION	45Ø
COMPRESSION	45Ø

Ø IS DIAMETER OF THE SMALLER SIZED LAPPED BAR.

•NO SPLICE SHALL BE MADE AT POINT OF MAXIMUM STRESS,EG IN BEAMS AND SLABS, THERE SHALL BE NO SPLICING OF TOP BARS OVER SUPPORTS NOR BOTTOM BARS AT MID-SPANS. SPLICES SHALL BE STAGGERED WHEREVER POSSIBLE. LAP LENGTH FOR UNEQUAL SIZE BARS (OR WIRES IN FABRIC) MAY BE BASED UPON THE SMALLER BAR. FOR BUNDLED BARS, THE EQUIVALENT DIAMETER SHALL BE USED. CRANKING OF BARS SHALL NOT EXCEED A SLOPE OF 1:10.
 •FOR LAP LENGTH, WHERE SYMBOLS ARE NOT INDICATED, THE TENSION LAP LENGTH SHALL BE FOLLOWED.

13.0 STIRRUPS, LINKS AND TIES

•ALL STIRRUPS, LINKS AND TIES IN BEAMS, COLUMNS AND WALLS RESPECTIVELY SHALL TERMINATE NOT MORE THAN 75mm FROM THE FACE OF ANY ADJACENT STRUCTURAL MEMBERS.

14.0 SLAB DISTRIBUTION BARS

•REGARDLESS OF WHETHER OR NOT SHOWN ON PLAN, ALL DISTRIBUTION BARS FOR SLAB SHALL COMPRISE TYPICALLY ONE OF THE FOLLOWING COMBINATIONS, UNLESS OTHERWISE STATED IN THE RELEVANT DRAWINGS :

SLAB THICKNESS (mm)	MIN. DISTRIBUTION BAR
250 OR LESS	T10-300
GREATER THAN 250 BUT LESS THAN OR EQUAL TO 300	T10-200
GREATER THAN 300 BUT LESS THAN OR EQUAL TO 400	T10-150

15.0 FLOOR RENDERING

•THICKNESS OF SCREED RENDERING/MASS CONCRETE TOPPING EXCEEDING 60 OR MORE SHALL BE REINFORCED WITH ONE LAYER OF R6.

16.0 SHRINKAGE CRACKS

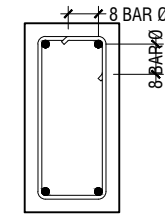
•THE SURFACE OF CONCRETE SHALL BE ADEQUATELY AND CONTINUOUSLY CURED TO SPECIFICATION TO PREVENT FORMATION OF SHRINKAGE CRACKS.THOUGH SHRINKAGE CRACKS HAVE NO EFFECT ON THE STRENGTH AND INTEGRITY OF THE STRUCTURE,THEY SHOULD BE SEALED BY EPOXY PRESSURE GROUTING. ALL COST INCURRED FOR THE NECESSARY SEALING UP OF SHRINKAGE CRACKS BY EPOXY PRESSURE GROUTING SHALL BE DEEMED TO BE INCLUDED IN THE CONCRETE WORK AS TENDERED.

17.0 STEEL BAR CORROSION PROTECTION

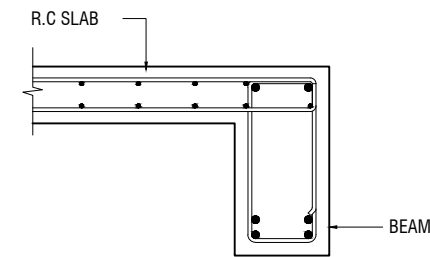
•ALL EXPOSED BARS FOR FUTURE CONSTRUCTION PURPOSES (EXCEEDING 3 MONTHS) MUST BE COATED WITH MASTER EMACO 8100 AP OR APPROVED EQUIVALENT AND PROVIDED WITH ADEQUATE MAINTENANCE.

18.0 SPACER BARS

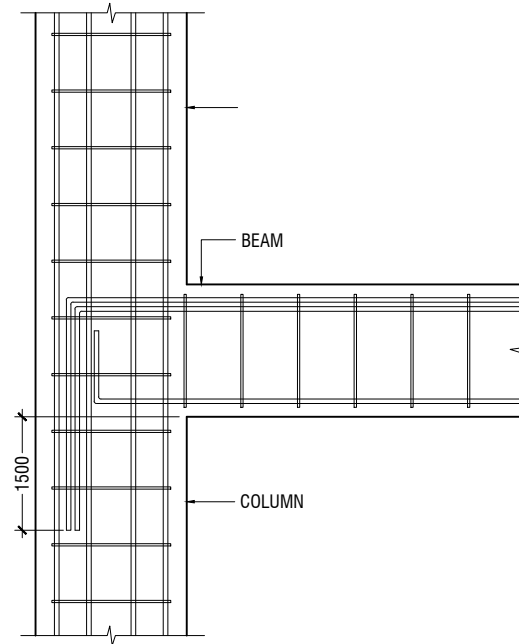
•ALL SPACER BARS BETWEEN 2 OR MORE LAYERS OF REINFORCEMENT SHALL T25 OR BAR DIAMETER (WHICHEVER IS GREATER) AT ±1-5M C/C.



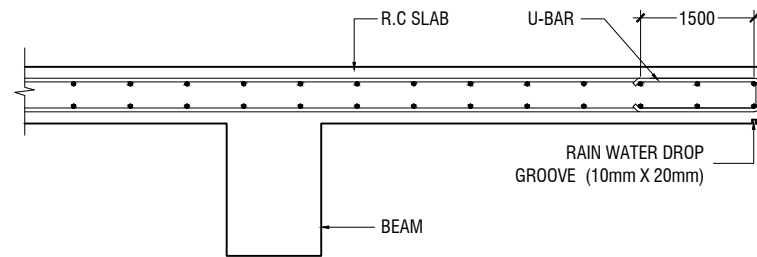
Ø = DIA OF LINK
 SHEAR LINKS ANCHORAGE DETAIL



SLAB-BEAM ANCHORAGE DETAIL



BEAM TO COLUMN CONNECTION



CANTILEVERED SLAB EDGE DETAIL

Adh.Fenfushee School 4 Classroom Block (2 story)
 Client: Ministry of Education

Project Number: RI/2020/006	Date
Date: June 2021	
Architect: Maryam Irsha Shaiqef	
Engineer: Mohamed Muththalib Waleed	
Drawn by: Maryam Leevan Jaleel	
Services: Alshah Ahmed	
Interior: -	



RIYAN PRIVATE LIMITED

t: +9603315049 f: +9603310776
 e: info@riyan.com.mv
 w: www.riyan.com.mv
 3rd floor, H. Azumi, Ameenemoggu, Male'

Title: General Notes

Page: S-00/12

The contents of these drawings remain as a property of Riyan Private Limited. Any use other than those expressly stated is a violation of this copyright

19.0 STRUCTURAL TIMBER SPECIFICATION

19.1 THE CONTRACT STRUCTURAL DRAWINGS AND SPECIFICATIONS REPRESENT THE COMPLETED STRUCTURE, AND ARE NOT INTENDED TO INDICATE THE METHOD OR MEANS OF CONSTRUCTION. THE CONTRACTOR SHALL SUPERVISE AND DIRECT THE WORK AND SHALL BE SOLELY RESPONSIBLE FOR ALL CONSTRUCTION MEANS, METHODS, PROCEDURES, TECHNIQUES, SEQUENCES, AND FOR JOB SAFETY.

19.2 THE ENGINEER DOES NOT HAVE CONTROL OR CHARGE OF, AND SHALL NOT BE RESPONSIBLE FOR, CONSTRUCTION MEANS, METHODS, TECHNIQUES, SEQUENCES, OR PROCEDURES, FOR SAFETY PRECAUTIONS AND PROGRAMS IN CONNECTION WITH THE WORK, FOR THE ACTS OR OMISSIONS OF THE CONTRACTOR, SUBCONTRACTOR, OR ANY OTHER PERSONS PERFORMING ANY OF THE WORK, OR FOR THE FAILURE OF ANY OF THEM TO CARRY OUT THE WORK IN ACCORDANCE WITH THE CONTRACT DOCUMENTS.

19.3 ALL CONSTRUCTION IS IN COMPLIANCE WITH THE CONSTRUCTION DOCUMENTS. THE GENERAL CONTRACTOR SHALL BE RESPONSIBLE FOR PERFORMING ALL WORK IN COMPLIANCE WITH THE CONSTRUCTION DOCUMENTS.

19.4 ALL TIMBER FOR STRUCTURAL USE SHALL BE HARDWOOD OR SOFTWOOD OF VISUAL GRADE C/D IN ACCORDANCE WITH BS 5756 WITH THE FOLLOWING MINIMUM GRADE STRESSES:

19.5 CONNECTIONS

PLATES - STAINLESS STEEL GRADE 316 OF STATED THICKNESS
BOLTS - SS GRADE 316

19.6 TIMBER TREATMENT

MOISTURE - PRESSURE IMPREGNATION OF CCA
INSECTS - TERMITE TREATMENT FOR TIMBER IN / NEAR GROUND

20.0 STRUCTURAL STEEL SPECIFICATION

1. SEE 21.0 ON PRIMARY CODES AND SPECIFICATIONS.

2. MATERIALS:

W-SHAPES & WT-SHAPES..... ASTM A992
S-SHAPES, M-SHAPES, HP-SHAPES..... ASTM A36
ST-SHAPES & MT-SHAPES..... ASTM A36
C-SHAPES & MC-SHAPES..... ASTM A36
ANGLES & PLATES..... ASTM A36
HSS SHAPES..... ASTM A500, GRADE B
STEEL PIPE..... ASTM A53 (TYPE E OR S), GRADE B
HIGH STRENGTH BOLTS..... ASTM A325
MACHINE BOLTS..... ASTM A307
ANCHOR RODS.....ASTM F1554, GRADE 55 TYPE S1(UNO)
WELDED HEADED STUDS..... ASTM A108
DEFORMED BAR ANCHORS..... ASTM A496
WELDING ELECTRODES..... AWS D1.1, E70 SERIES

3. NON-SHRINK, NON-METALLIC GROUT WITH A 28 DAY STRENGTH OF 35MPa SHALL BE USED UNDER BASE PLATES AND SHALL CONFORM TO BS EN 12390-3 AND EN 196-1. MASTERFLOW 542 OR EQUIVALENT MAYBE USED.

23.0 POST-INSTALLED ANCHORS

1. POST-INSTALLED ANCHORS SHALL ONLY BE USED WHERE SPECIFIED ON THE DRAWINGS. CONTRACTOR SHALL OBTAIN APPROVAL FROM ENGINEER OF RECORD (EOR) PRIOR TO USING POST-INSTALLED ANCHORS FOR MISSING OR MISPLACED ANCHORS.

2. CARE SHALL BE GIVEN TO AVOID CONFLICTS WITH EXISTING REINFORCING WHEN DRILLING HOLES. HOLES SHALL BE DRILLED AND CLEANED PER THE MANUFACTURER'S INSTRUCTIONS. ANCHORS SHALL BE INSTALLED PER THE MANUFACTURER'S INSTALLATION INSTRUCTIONS AT NOT LESS THAN MINIMUM EDGE DISTANCES AND/OR SPACINGS INDICATED IN THE MANUFACTURER'S LITERATURE.

3. SPECIAL INSPECTION SHALL BE PROVIDED FOR ALL ADHESIVE AND MECHANICAL ANCHOR INSTALLATIONS AS REQUIRED BY THE EOR. INDEPENDENT ON-SITE PROOF LOAD TESTING SHALL BE PERFORMED AS REQUIRED BY THE EOR. CONTACT EOR FOR NUMBER OF ANCHORS REQUIRED TO BE TESTED AND REQUIRED PROOF LOAD MAGNITUDE.

Adh.Fenfushee School 4 Classroom Block (2 story)
Client: Ministry of Education

Project Number: RI/2020/006	Rev no	Date
Date: June 2021	--	-----
Architect: Maryam Irsha Sharief	--	-----
Engineer: Mohamed Muththalib Waleed	--	-----
Drawn by: Maryam LEEVAN Jaleel	--	-----
Services: Alshath Ahmed	--	-----
Interior: --	--	-----

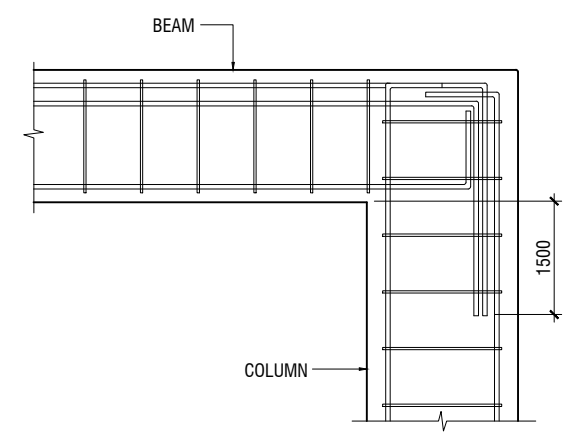
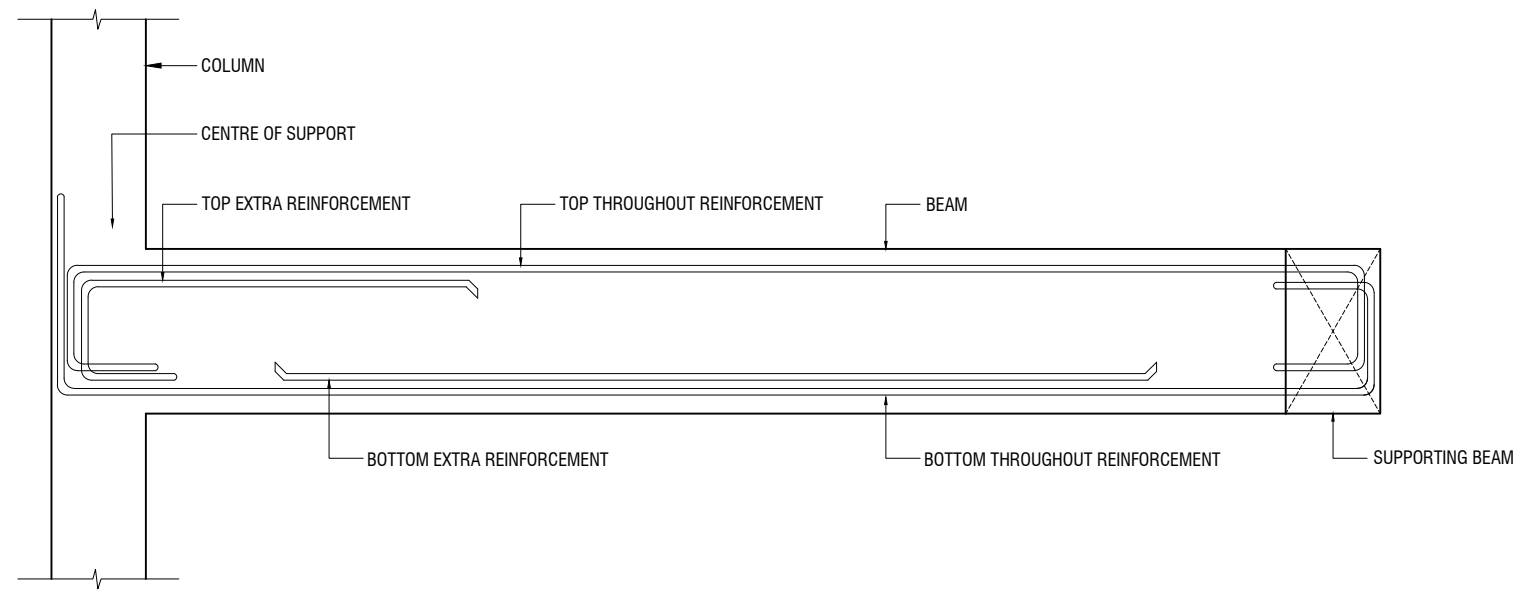
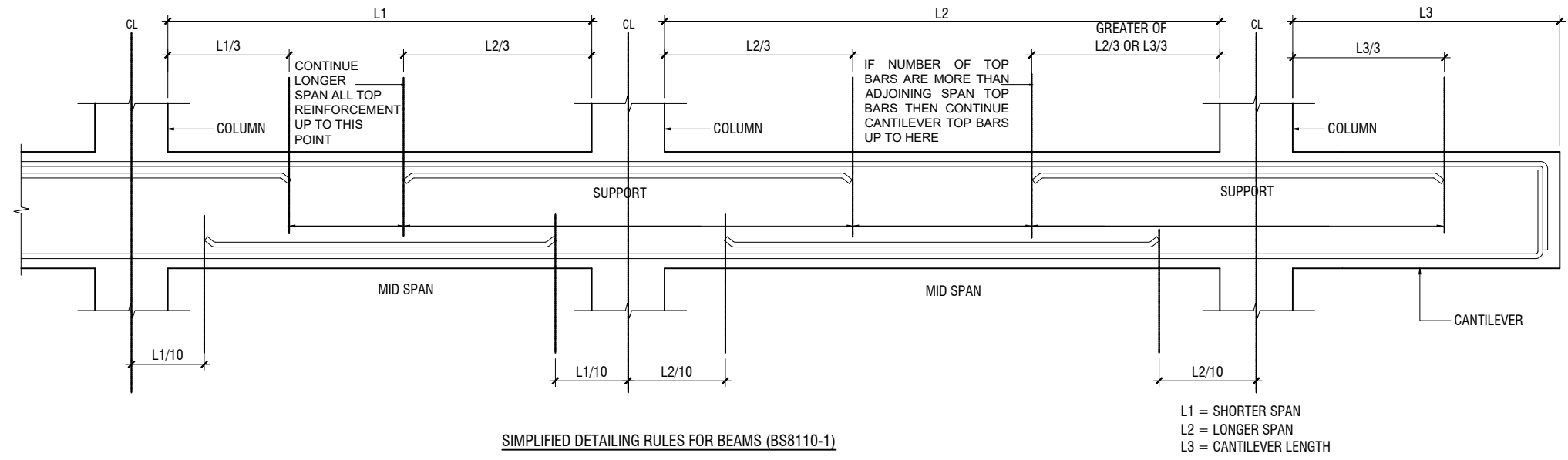


RYAN PRIVATE LIMITED

t: +9603315049 f: +9603310776
e: info@ryan.com.mv
w: www.ryan.com.mv
3rd floor, H. Azumi, Ameenemogu, Male'

Title: General Notes

Page: S-00/12

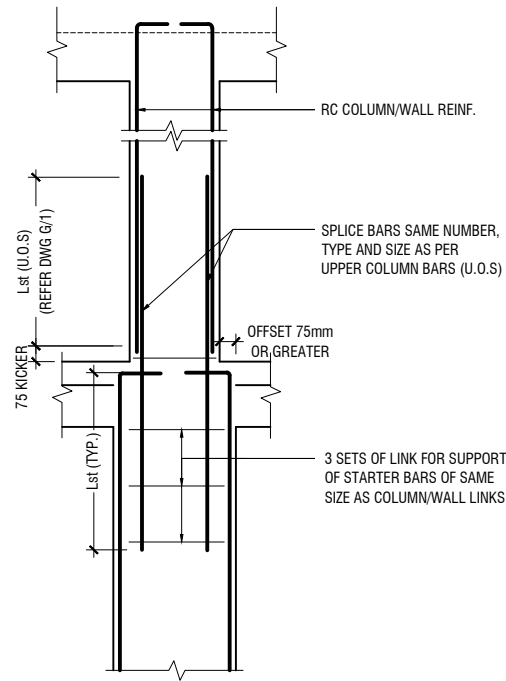


NOTE:
STANDARD DETAILS GIVEN HERE ALSO APPLIES TO FOUNDATION MEMBERS
OTHER DETAILS NOT FOUND HERE SHALL BE REFERRED TO IN RELEVANT BS
CODES OR SHALL BE APPROVED BY CLIENT'S ENGINEER

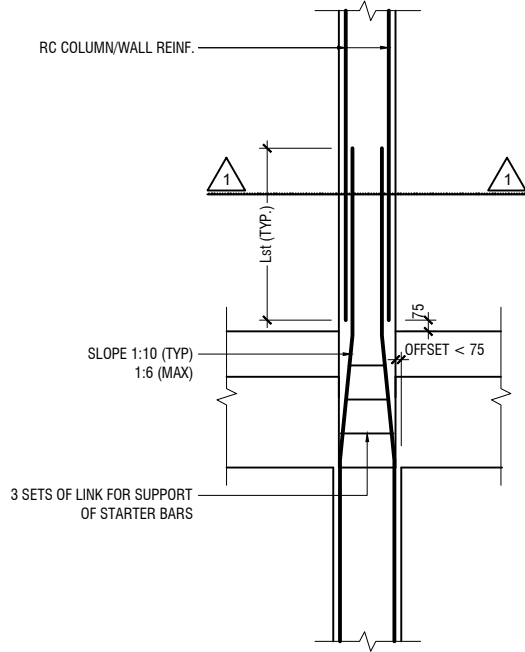
Adh.Fenfushee School 4 Classroom Block (2 story)
Client: Ministry of Education

Rev no	Date
1	June 2021
2	
3	
4	
5	

Project Number: RI/2020/006
Date: June 2021
Architect: Maryam Irsha Sharief
Engineer: Mohamed Muththalib Waleed
Drawn by: Maryam Leevan Jaleel
Services: Alshah Ahmed
Interior: -

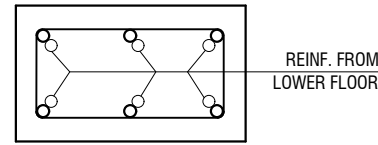


A) FOR COLUMN OFFSET > 75mm
TO BE VERIFIED BY THE CONSULTING ENGINEER

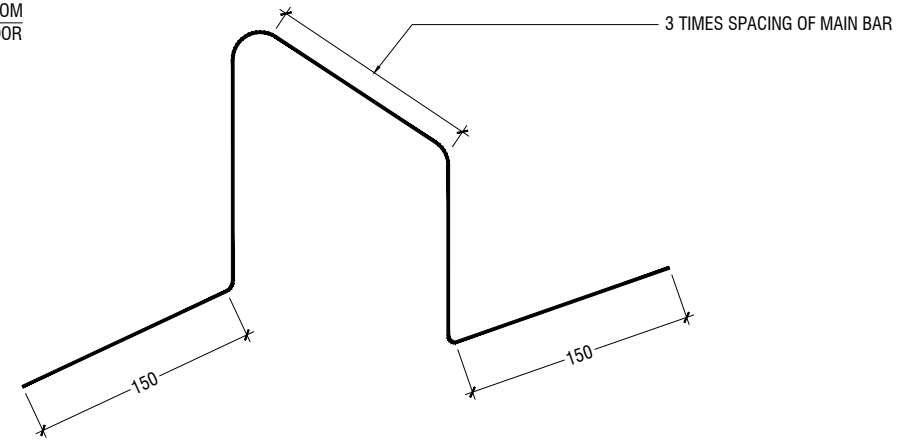


B) FOR COLUMN OFFSET < 75mm

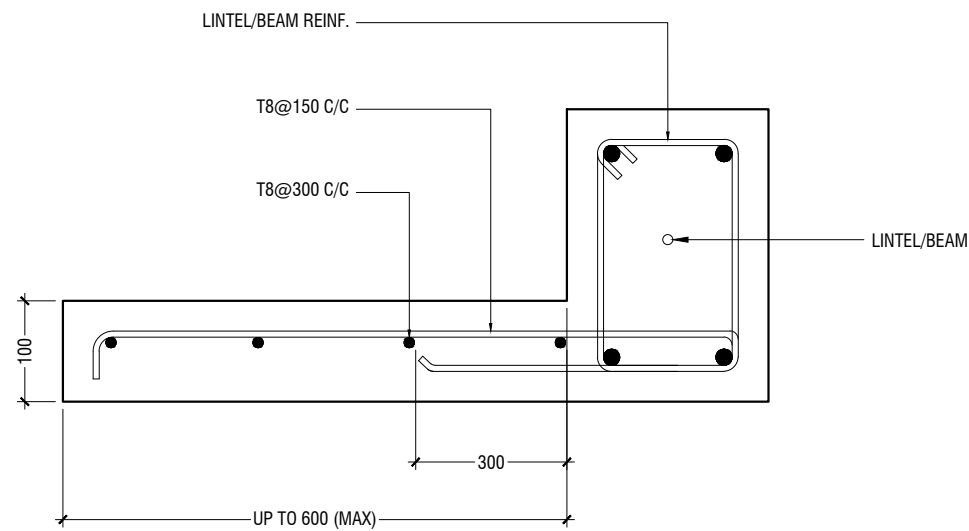
COLUMN/WALL REINF. LAPPING DETAIL AT FLOOR LEVEL



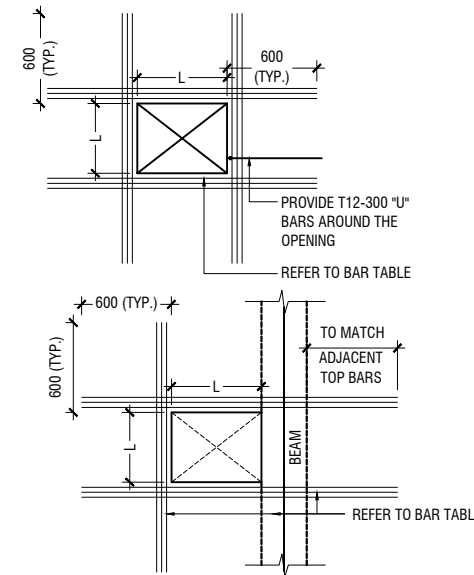
SECTION-1-1



TYPICAL CHAIR DETAIL



TYPICAL CANTILEVER DETAILS



FLOOR OPENING (L)	ADD BARS
LESS THAN 250	3T12 T & B
L = > 250 < 500	3T16 T & B
L = ≥ 500 < 1000	3T16 T & B

NOTE:-

1. FOR OPENINGS LESS THAN 200x200. SLAB REBARS TO BE ADJUSTED AROUND OPENING.
2. FOR OPENINGS GREATER THAN 250x250 TO BE APPROVED BY THE ENGINEER.
3. ALL SLAB OPENINGS LOCATION TO BE APPROVED BY THE ENGINEER.
4. EQUIVALENT OPENING AREA SHALL APPLY THE DETAILS SHOWN ABOVE.
5. EQUIVALENT OPENING AREA SHALL INCLUDE RECTANGLE, TRIANGLE AND ANY POLYGON SHAPE.
6. EXCEPT HACKING, NO SLAB CORING ARE ADVISABLE FOR POST-TENSIONED SLAB.

TYPICAL TRIMMER BARS DETAILS FOR OPENING IN SLABS

Adh.Fenfushee School 4 Classroom Block (2 story)
Client: Ministry of Education

Rev no	Date
1	June 2021
2	
3	
4	
5	

Project Number: RI/2020/006
Date: June 2021
Architect: Maryam Irasha Sharief
Engineer: Mohamed Muthithab Waleed
Drawn by: Maryam Leevan Jaleel
Services: Alshah Ahmed Interior :-

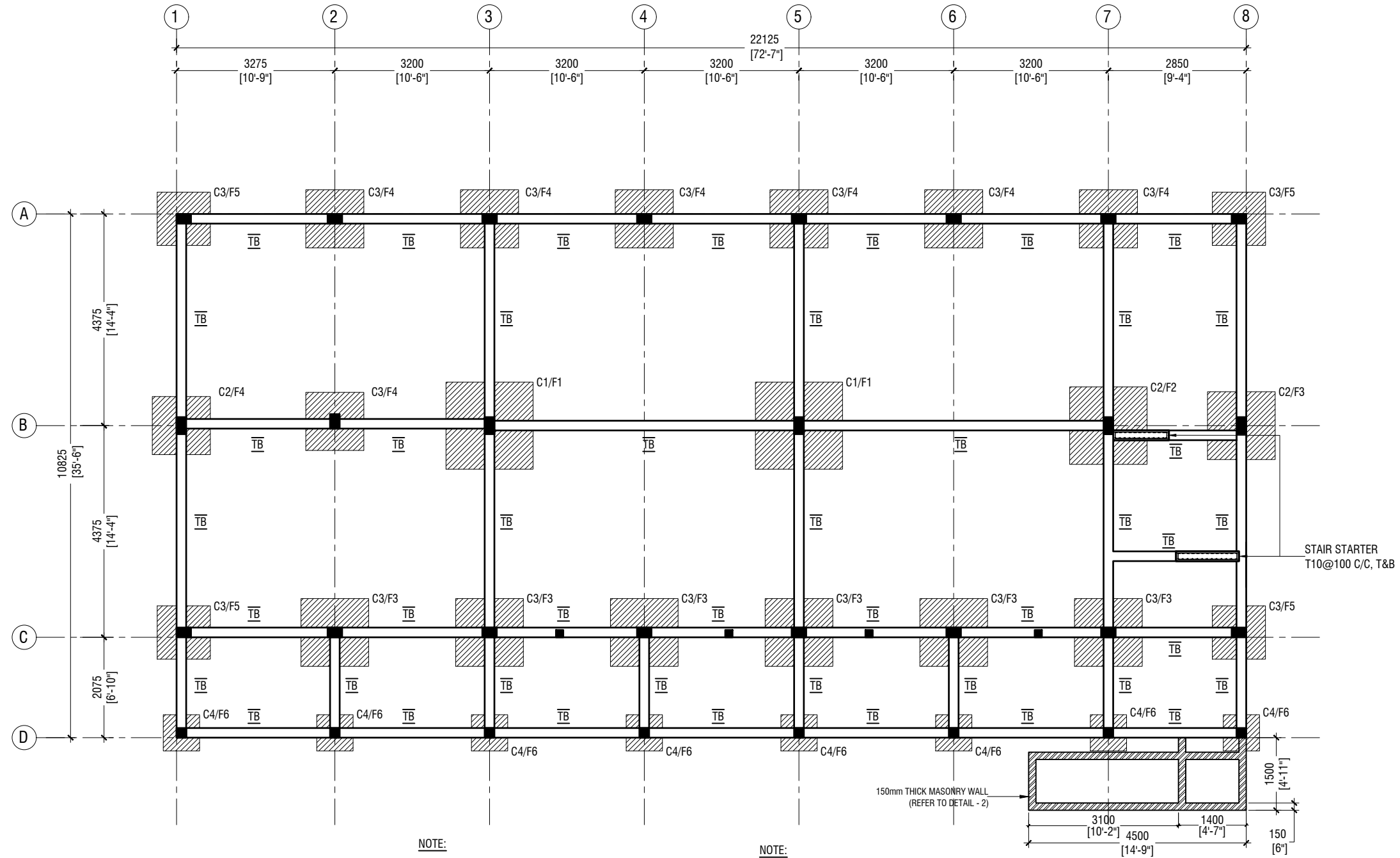


RIYAN PRIVATE LIMITED

t: +9603315049 f: +9603310776
e: info@riyan.com.mv
w: www.riyan.com.mv
3rd floor, H. Azumi, Ameenemogu, Male'

Title: General Notes

Page: S-00/12



NOTE:

COLUMN SIZES

C1	: 200 x 350 mm
C2	: 200 x 350 mm
C3	: 200 x 300 mm
C4	: 200 x 200 mm
SC	: 150 x 150 mm
COVER	: 40mm

FOUNDATION PAD SIZES

	DIMENSION	REINFORCEMENT
F1	1800 x 1800 x 300	T16@150 C/C B/W (B)
F2	1600 x 1600 x 300	T12@150 C/C B/W (B)
F3	1400 x 1400 x 300	T12@150 C/C B/W (B)
F4	1200 x 1200 x 300	T12@150 C/C B/W (B)
F5	1100 x 1100 x 300	T12@150 C/C B/W (B)
F6	750 x 750 x 300	T12@150 C/C B/W (B)

NOTE:

CONCRETE COVER

COLUMN	: 40mm
SLAB	: 30mm
BEAM	: 35mm
FOOTING	: 50mm
TIE BEAM	: 50mm

LAP LENGTH FOR BARS

25MM	: 1125 mm
20MM	: 900 mm
16MM	: 720 mm
12MM	: 550 mm
10MM	: 450 mm

CONCRETE GRADE = M25

SAFE BEARING CAPACITY = 150KPa

HOOK LENGTH AND OTHER DETAILS ARE PROVIDED IN THE GENERAL NOTES

FOUNDATION DEPTH : 1200mm BELOW GROUND LEVEL

ALL FOOTINGS ARE TO BE LAID ON TOP OF 50mm THICK LEAN CONCRETE
APPLY WATER PROOFING TO SUBSTRUCTURE (BELOW GROUND ELEMENTS)

TIE BEAM SIZES

TB	: 200 x 450 mm
COVER	: 50mm

GROUND SLAB : 100mm THK RC SLAB ON FILL REINFORCED WITH T10@200 C/C BW

RAMP SLAB : 100mm THK RC SLAB ON COMPACTED FILL REINFORCED WITH T10@200 C/C BW

-150mm THK. SOLID MASONRY BLOCK WALL

FOUNDATION PLAN

SCALE 1:100



Adh.Fenfushee School 4 Classroom Block (2 story)
Client: Ministry of Education

Project Number: R/2020/006	Date
Date: June 2021	Rev no
Architect: Maryam Irasha Shareef	Date
Engineer: Mohamed Muthalib Waleed	Rev no
Drawn by: Maryam Leevan Jaleel	Date
Services: Alshahb Ahmed	Rev no
Interior: Alshahb Ahmed	Date




RYAN PRIVATE LIMITED

t: +9603315049 f: +9603310776
e: info@ryan.com.mv
w: www.ryan.com.mv
3rd floor, H. Azumi, Ameermeenagau, Male'

Title: Foundation Plan

Page: S-01/12



NOTE:

COLUMN SIZES

- C1 : 200 x 350 mm
- C2 : 200 x 350 mm
- C3 : 200 x 300 mm
- C4 : 200 x 200 mm
- SC : 150 x 150 mm
- COVER : 40mm

FIRST FLOOR COLUMN LAYOUT PLAN

SCALE 1:100



Adh.Fenfushee School 4 Classroom Block (2 story)
 Client: Ministry of Education

Rev no	Date

Project Number: RI/2020/006
 Date: June 2021
 Architect: Maryam Irasha Shareef
 Engineer: Mohamed Muthalib Waleed
 Drawn by: Maryam Leevan Jaleel
 Services: Aishath Ahmed
 Interior: -



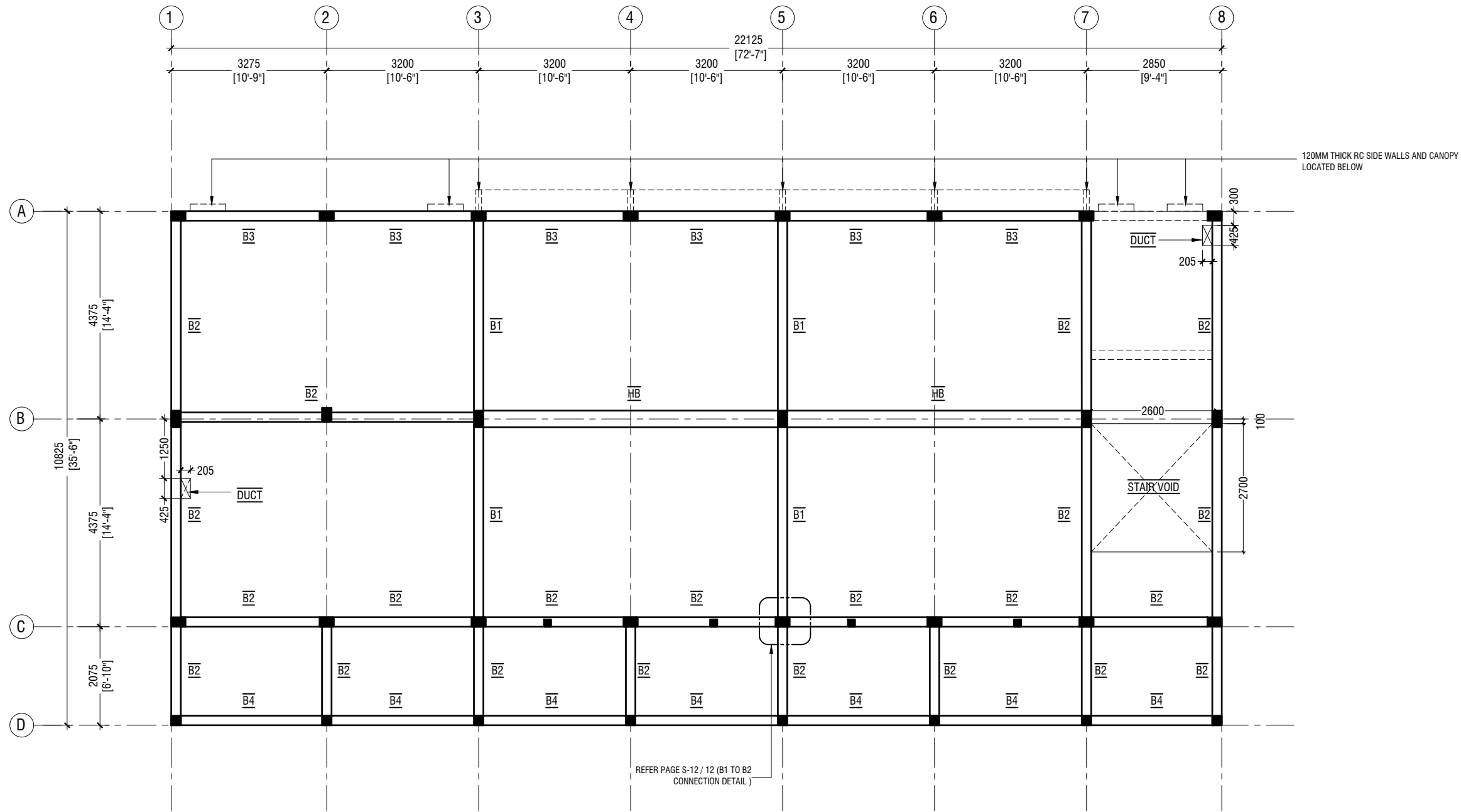
RIYAN PRIVATE LIMITED

t: +9603315049 f: +9603310776
 e: info@riyan.com.mv
 w: www.riyan.com.mv
 3rd floor, H. Azum, Ameenemagu, Male'

Title: First Floor Column Layout Plan

Page: S-02/12

The contents of these drawings remain as a property of Riyan Private Limited. Any use other than those expressly stated is a violation of this copyright




NOTE:

BEAM SIZES

B1	: 200x475 mm
B2	: 200x400 mm
B3	: 200x400 mm
B4	: 200x400 mm
HB	: 350x180 mm
COVER	: 35mm

FIRST FLOOR BEAM PLAN

SCALE 1:100



Adh.Fenfushee School 4 Classroom Block (2 story)
Client: Ministry of Education

Rev no	Date
---	-----
---	-----
---	-----
---	-----
---	-----

Project Number: RV/2020/006
Date: June 2021
Architect: Maryam Irasha Shareef
Engineer: Mohamed Muththallib Waleed
Drawn by: Maryam Leevan Jaleel
Services: Aishath Ahmed
Interior: -



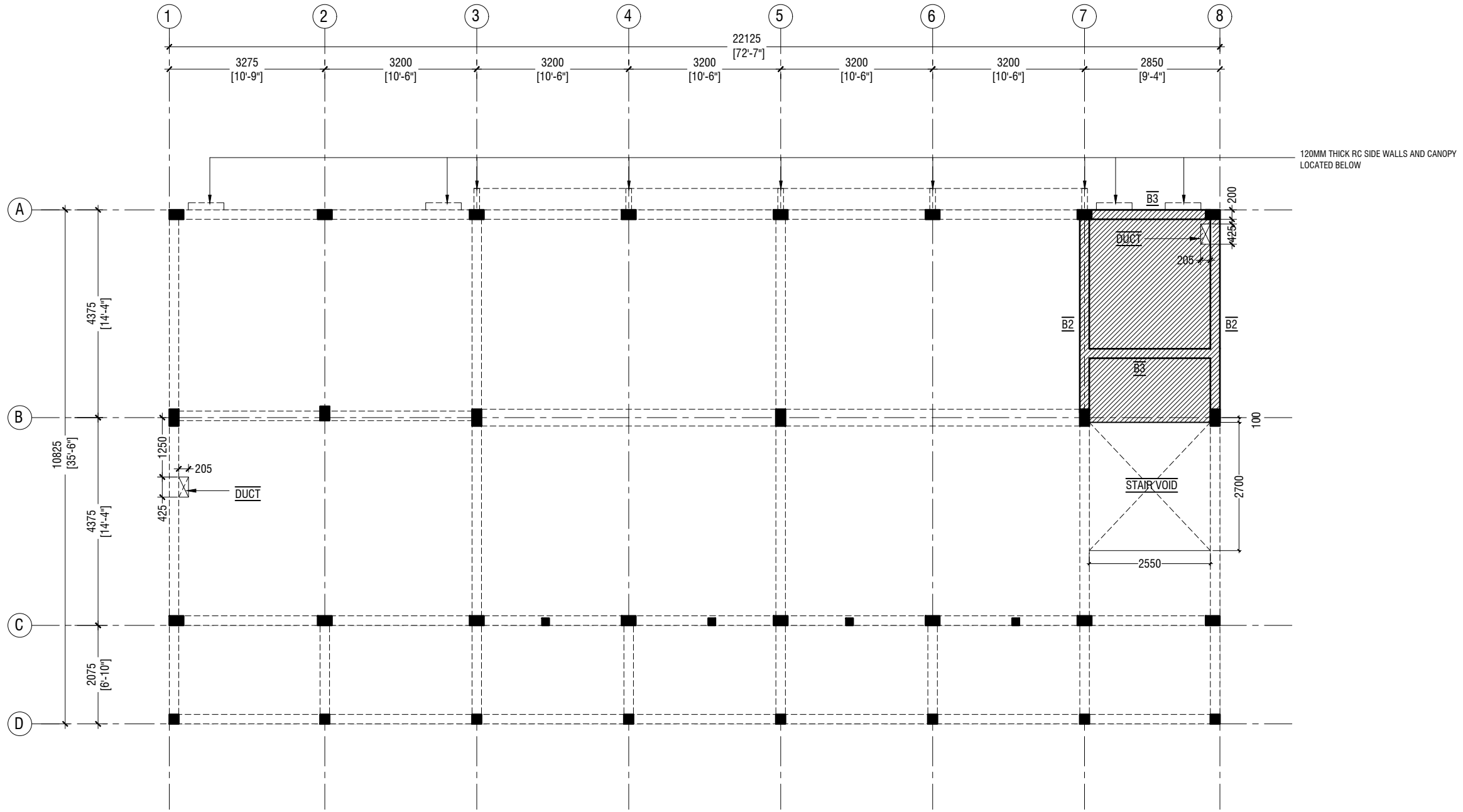
RYAN PRIVATE LIMITED

t: +9603315049 f: +9603310776
e: info@ryan.com.mv
w: www.ryan.com.mv
3rd floor, H. Azum, Ameenemaguu, Male'

Title: First Floor Beam Plan

Page: S-03/12

The contents of these drawings remain as a property of Ryan Private Limited. Any use other than those expressly stated is a violation of this copyright.



NOTE:

BEAM SIZES

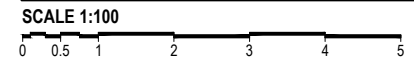
- B1 : 200x475 mm
- B2 : 200x400 mm
- B3 : 200x400 mm
- B4 : 200x400 mm
- COVER : 35mm

SLAB THICKNESS: 150mm

REINFORCEMENT: T10@150C/B/W (T&B)

ALL REINFORCEMENT TO BE DISCONTINUOUS OVER THE VOIDS

STORE / HALF LANDING FLOOR BEAM & SLAB REINFORCEMENT PLAN (+1865)



Adh.Fenfushee School 4 Classroom Block (2 story)
Client: Ministry of Education

Rev no	Date

Project Number: RI/2020/006
Date: June 2021
Architect: Mariyam Irasha Shareef
Engineer: Mohamed Muthalib Waleed
Drawn by: Mariyam Leevan Jaleel
Services: Aishath Ahmed
Interior: -



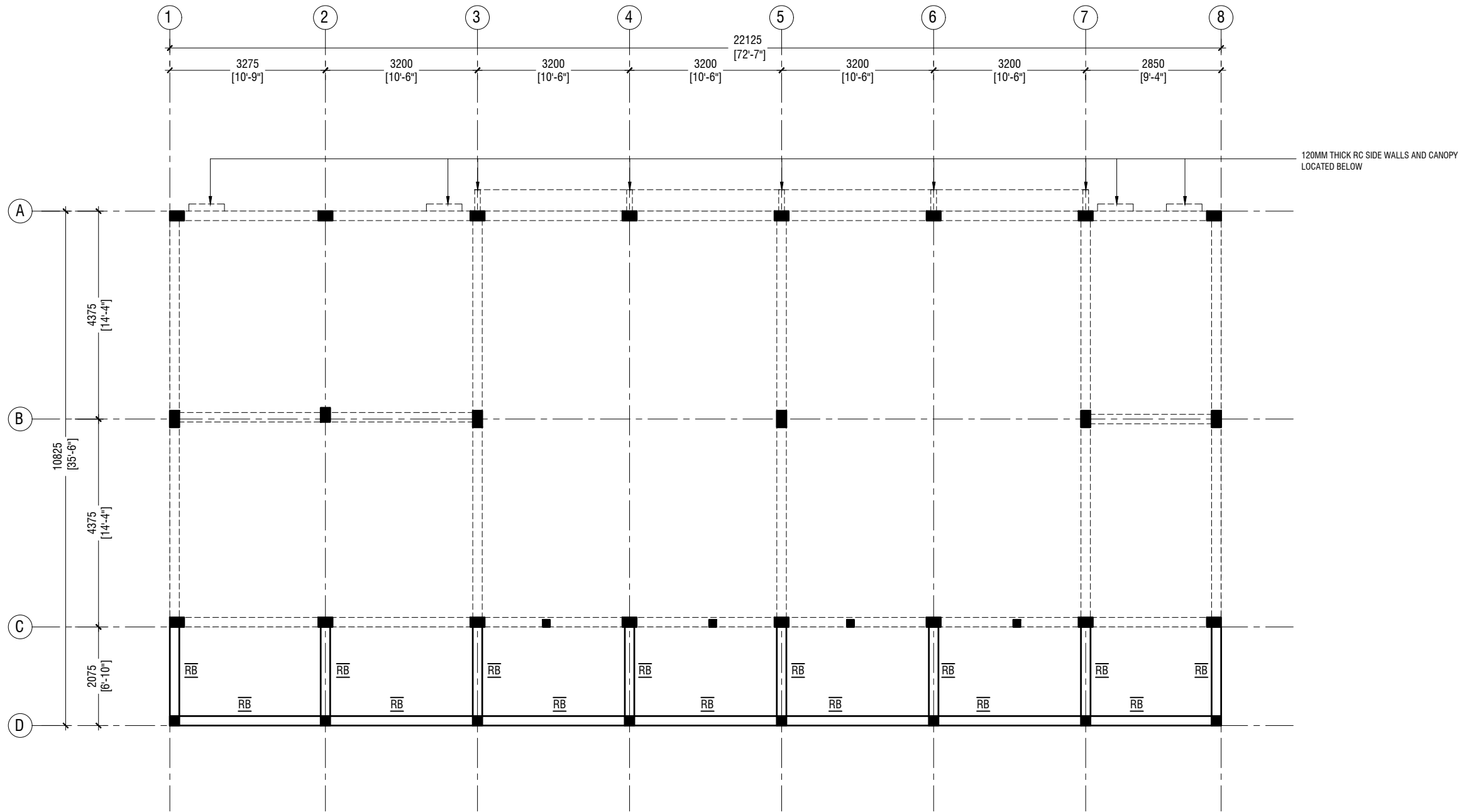
RIYAN PRIVATE LIMITED

t: +9603315049 f: +9603310776
e: info@riyan.com.mv
w: www.riyan.com.mv
3rd floor, H. Azum, Ameenemagau, Male'

Title: Store / Half Landing Beam & Slab Rein. Plan

Page: S-04/12

The contents of these drawings remain as a property of Riyan Private Limited. Any use other than those expressly stated is a violation of this copyright.



NOTE:

BEAM SIZES
 RB : 200x300 mm
 COVER : 35mm

ROOF BEAM PLAN - 1 @6.15m FROM F.F.L

SCALE 1:100



Adh. Fenfushee School 4 Classroom Block (2 story)
 Client: Ministry of Education

Rev no	Date

Project Number: RI/2020/006
 Date: June 2021
 Architect: Mariyam Irasha Shareef
 Engineer: Mohamed Muthalib Waleed
 Drawn by: Mariyam Leevan Jaleel
 Services: Aishath Ahmed
 Interior: -



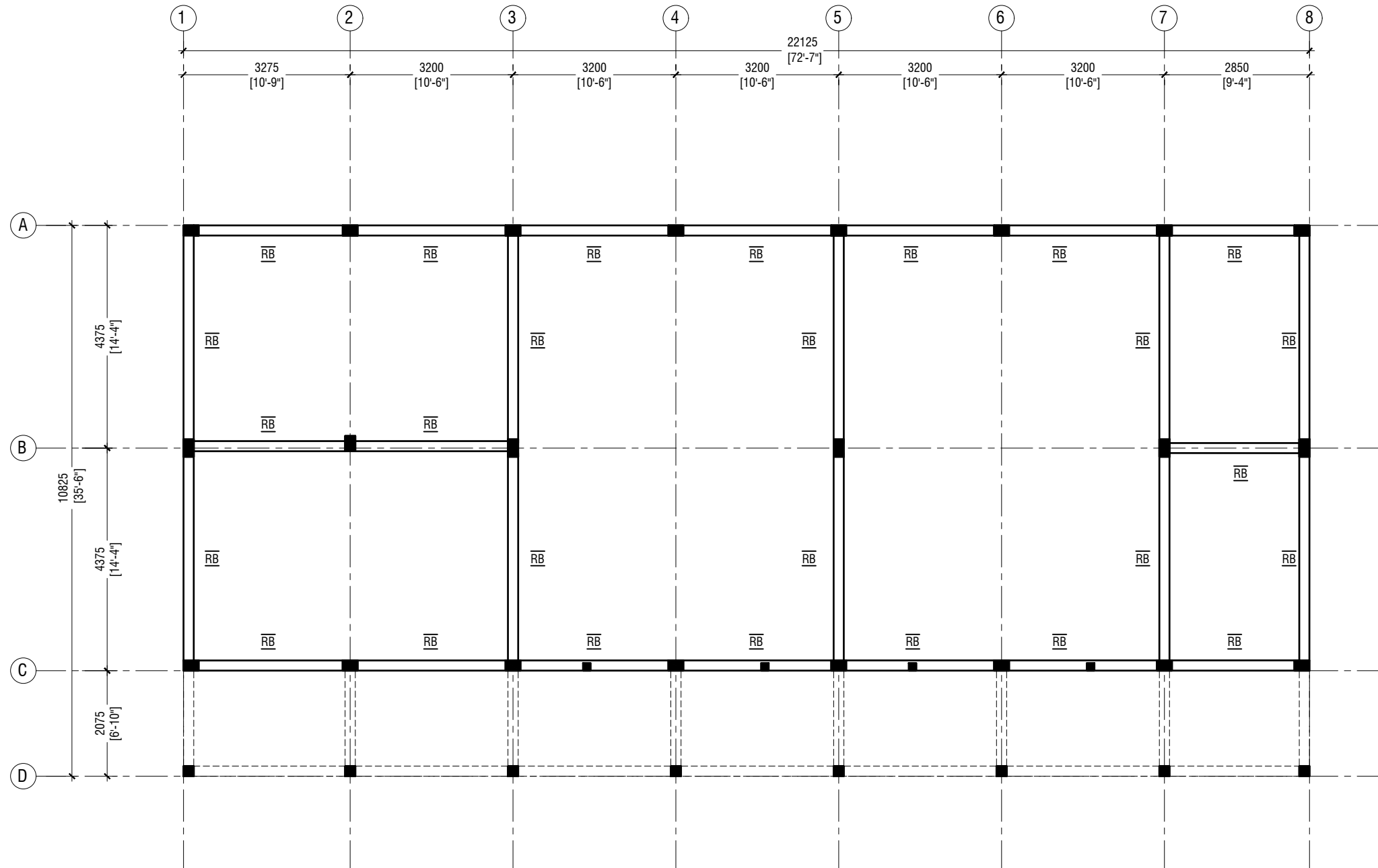
RYAN PRIVATE LIMITED

t: +9603315049 f: +9603310776
 e: info@ryan.com.mv
 w: www.ryan.com.mv
 3rd floor, H. Azum, Armeeneemagu, Male'

Title: Roof Beam Plan 1

Page: S-06/12

The contents of these drawings remain as a property of RYAN PRIVATE LIMITED. Any use other than those expressly stated is a violation of this copyright.



NOTE:

BEAM SIZES
 RB : 200x300 mm
 COVER : 35mm

ROOF BEAM PLAN - 2 @6.706 FROM F.F.L

SCALE 1:100



Adh.Fenfushee School 4 Classroom Block (2 story)
 Client: Ministry of Education

Rev no	Date

Project Number: RI/2020/006
 Date: June 2021
 Architect: Mariyam Irasha Shareef
 Engineer: Mohammed Muthalib Waleed
 Drawn by: Mariyam Leevan Jaleel
 Services: Alsharif Ahmed
 Interior: -

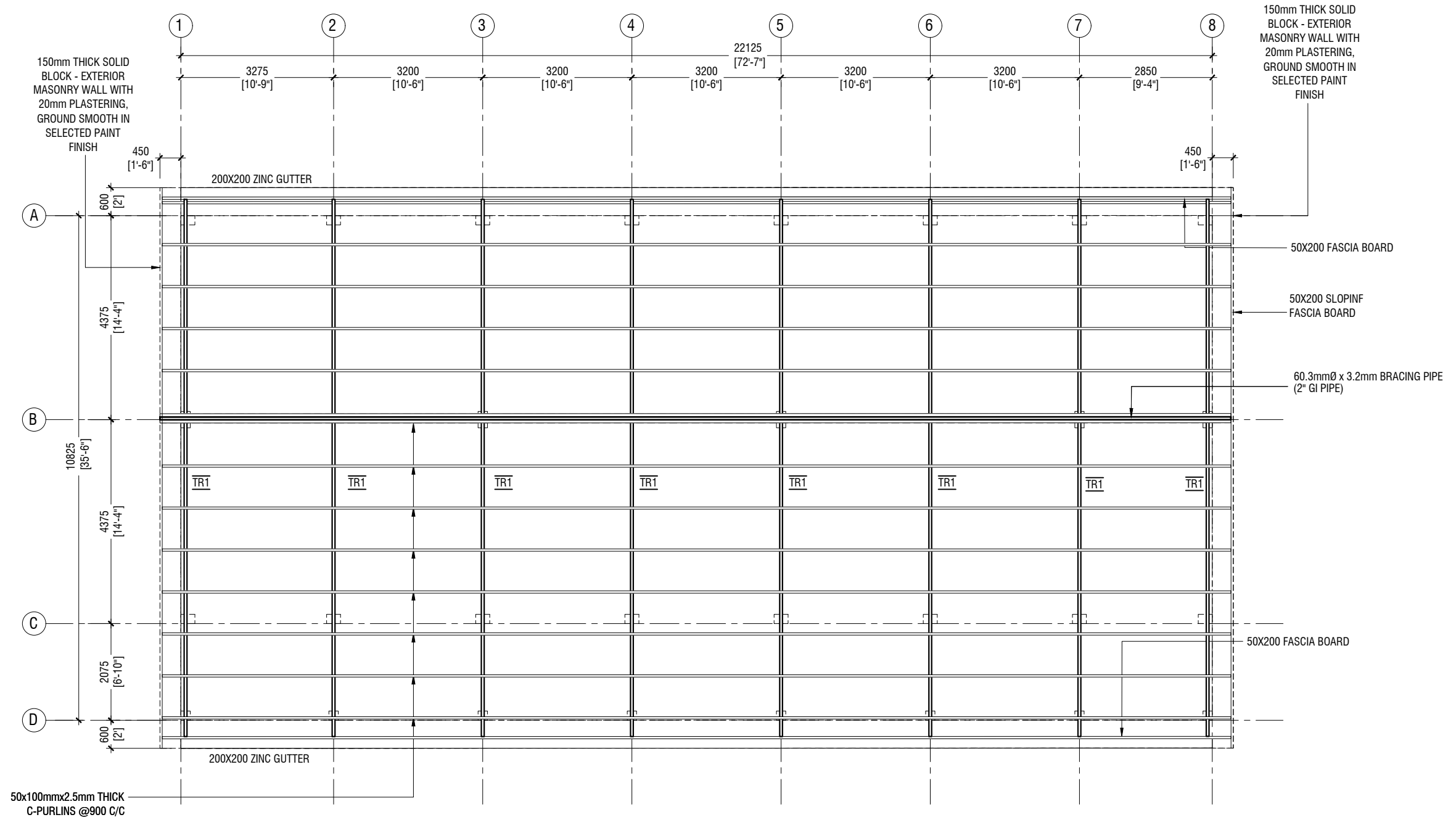


RIYAN PRIVATE LIMITED

t: +9603315049 f: +9603310776
 e: info@riyan.com.mv
 w: www.riyan.com.mv
 3rd floor, H. Azum, Ameeremaqaa, Male'

Title: Roof Beam Plan 2

Page: S-07/12



ROOF TRUSS & FRAMING PLAN

SCALE 1:100



Adh.Fenfushee School 4 Classroom Block (2 story)
 Client: Ministry of Education

Rev no	Date
1	2021
2	
3	
4	
5	
6	
7	
8	

Project Number: RI/2020/006
 Date: June 2021
 Architect: Mariyam Irasha Shareef
 Engineer: Mohamed Muththalib Waleed
 Drawn by: Mariyam Leeyan Jaleel
 Services: Aishath Ahmed
 Interior: -



RIYAN PRIVATE LIMITED

t: +960315049 f: +960310776
 e: info@riyan.com.mv
 w: www.riyan.com.mv
 3rd floor, H. Azum, Ameenemagu, Male'

Title: Roof Truss and Framing Plan

Page: S-08/12

The contents of these drawings remain as a property of Riyan Private Limited. Any use other than those expressly stated is a violation of this copyright.

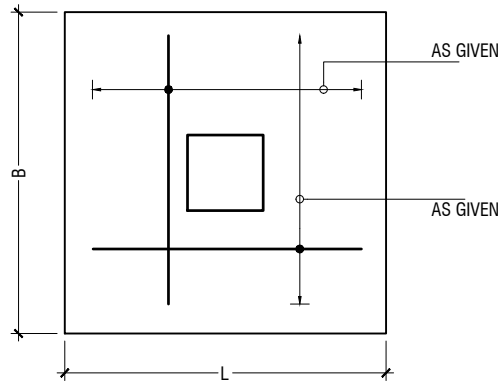
	DIMENSION (LXBXD)	REINFORCEMENT
F1	1800 x 1800 x 300	T16@150 C/C B/W (B)
F2	1600 x 1600 x 300	T12@150 C/C B/W (B)
F3	1400 x 1400 x 300	T12@150 C/C B/W (B)
F4	1200 x 1200 x 300	T12@150 C/C B/W (B)
F5	1100 x 1100 x 300	T12@150 C/C B/W (B)
F6	750 x 750 x 300	T12@150 C/C B/W (B)

FOUNDATION DEPTH = 1200mm

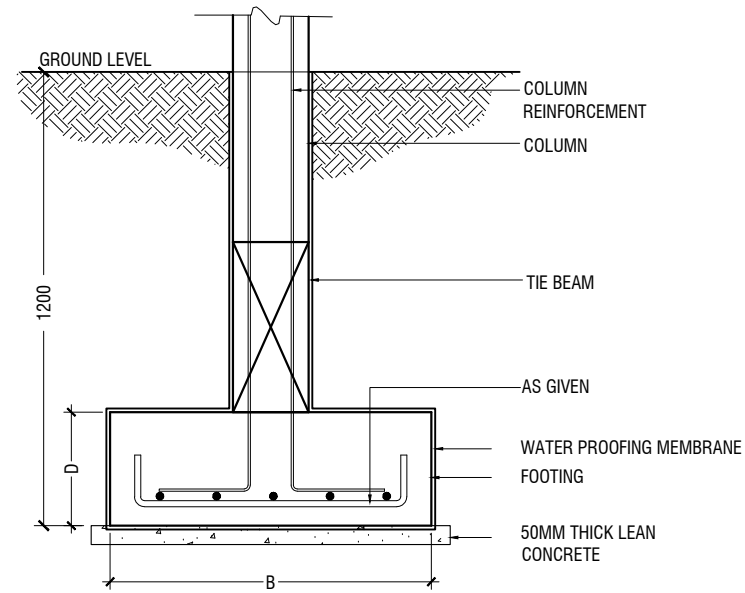
NOTE:-
COVER TO FOUNDATION = 50mm
COVER TO COLUMNS = 40mm
COVER TO BEAMS = 35mm
LAPS = Ø OF BAR x 45
BEAMS @END SUPPORT = Ø OF BAR x 12

CONCRETE GRADE = M25

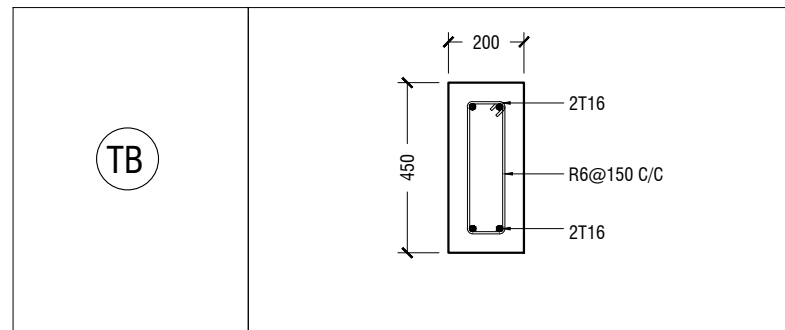
FOUNDATION PADS



PLAN



TYPICAL FOOTING SECTION



FOUNDATION DETAILS


NOTE:-
TIE BEAM REINFORCEMENT TO GO THROUGH BETWEEN COLUMN REINFORCEMENT

	GROUND & 1ST FLOOR
C1	
C2	
C3	
C4	
SC	

COLUMN DETAIL

STRUCTURAL DETAILS - 1

SCALE 1:20



Adh.Fenfushee School 4 Classroom Block (2 story)
Client: Ministry of Education

Rev no	Date
1	June 2021
2	
3	
4	
5	
6	
7	
8	
9	
10	

Project Number: RI/2020/006
Date: June 2021
Architect: Mariyam Irasha Shareef
Engineer: Mohamed Muthalib Waleed
Drawn by: Mariyam Leevan Jaleel
Services: Aishath Ahmed
Interior: -



RIYAN PRIVATE LIMITED

t: +9603315049 f: +9603310776
e: info@riyan.com.mv
w: www.riyan.com.mv

3rd floor, H. Azumi, Ameenemaguu, Male'

Title: Structural Details - 1

Page: S-10/12

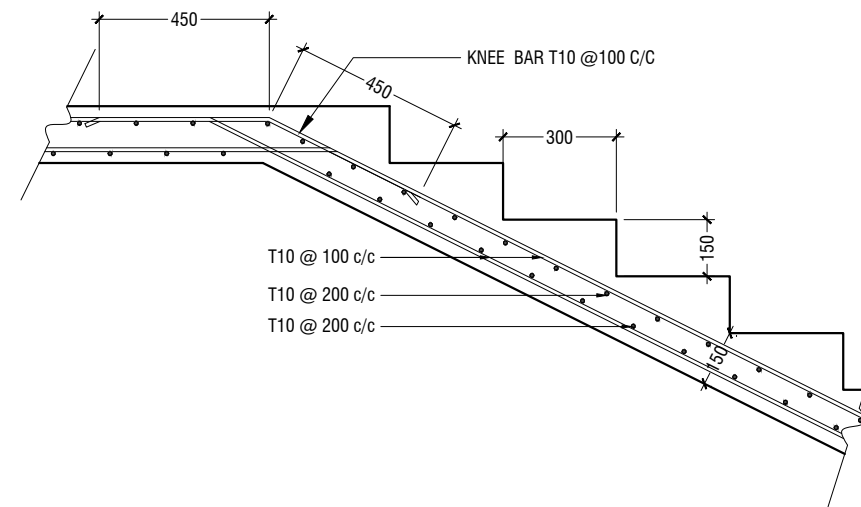
	MIDSPAN	SUPPORT
B1		
B2		
B3		
B4		
RB		
HB		

BEAM DETAIL

NOTE:
PROVIDE 25MM SPACER BAR @ 2000 C/C BETWEEN TWO LAYERS
OF BEAM REINFORCEMENT

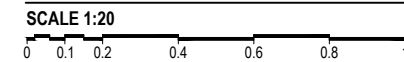
LT1	
LT2	

LINTELS OVER ALL DOORS, WINDOWS
(THAT DOES NOT RISE TO ROOF BEAM LEVEL)
LT2 FOR WINDOW (W2) ONLY



MAIN STAIRCASE REINFORCEMENT DETAIL

STRUCTURAL DETAILS - 2



Adh.Fenfushee School 4 Classroom Block (2 story)
Client: Ministry of Education

Rev no	Date
1	June 2021
2	
3	
4	
5	
6	
7	
8	
9	
10	

Project Number: RI/2020/006
Date: June 2021
Architect: Mariyam Irasha Shareef
Engineer: Mohamed Muthalib Waleed
Drawn by: Mariyam Leevan Jaleel
Services: Aishath Ahmed
Interior: -



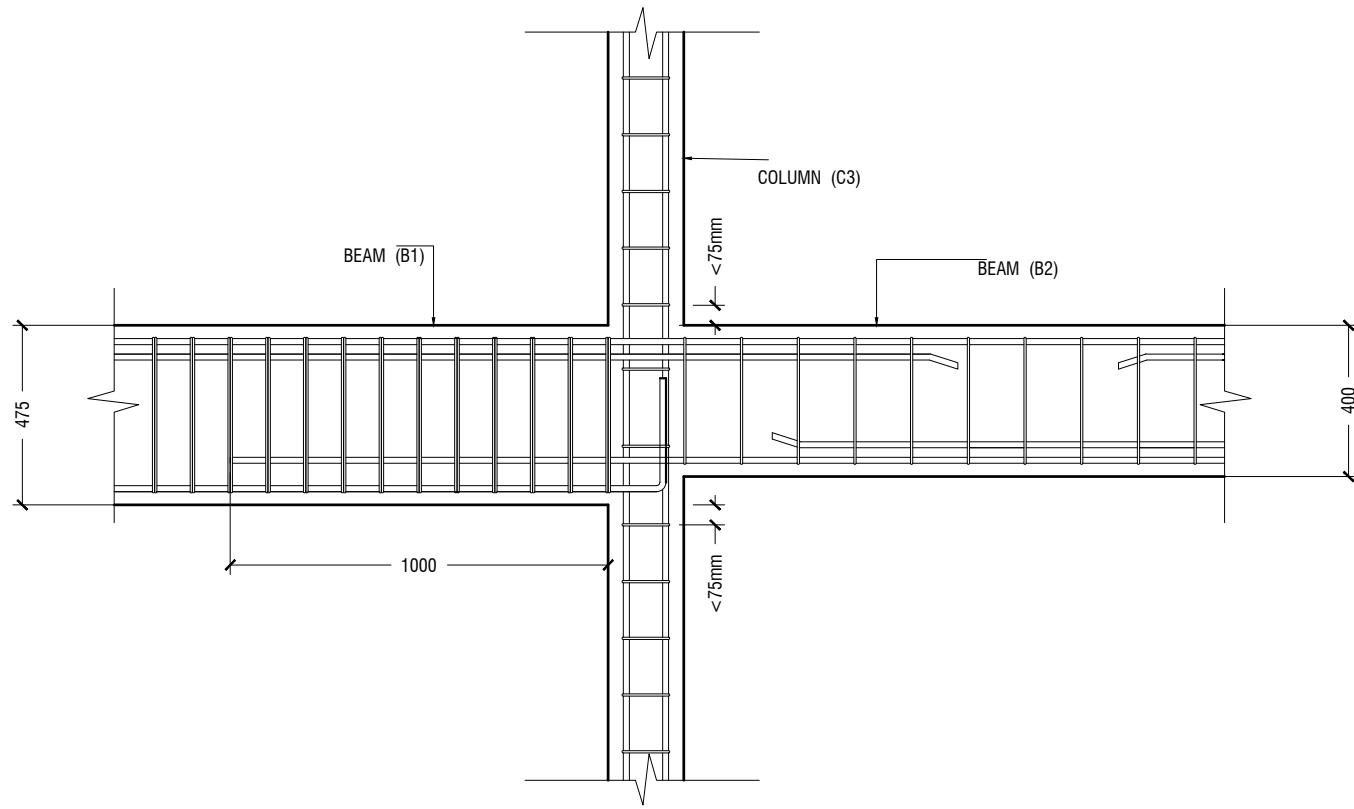
RIYAN PRIVATE LIMITED

t: +9603315049 f: +9603310776
e: info@riyan.com.mv
w: www.riyan.com.mv

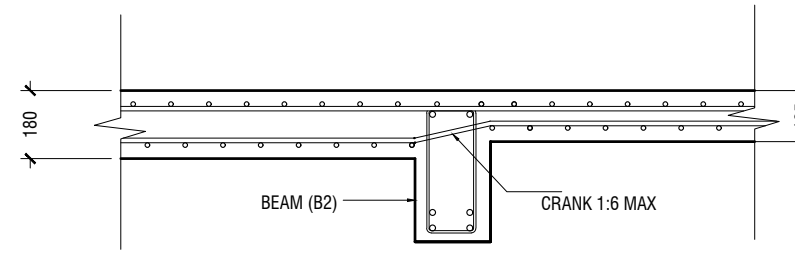
3rd floor, H. Azumi, Ameenemagau, Male'

Title: Structural Details - 2

Page: S-11/12

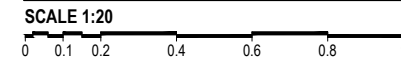


B1 TO B2 CONNECTION DETAIL



SLAB THICKNESS REDUCTION DETAIL

STRUCTURAL DETAILS - 3



Adh.Fenfushee School 4 Classroom Block (2 story)
 Client: Ministry of Education

Project Number: RI/2020/006	Rev no	Date
Date: June 2021		
Architect: Mariyam Irasha Shareef		
Engineer: Mohamed Muththilal Waleed		
Drawn by: Mariyam Leevan Jaleel		
Services: Aishath Ahmed		
Interior: -		



RIYAN PRIVATE LIMITED

t: +9603315049 f: +9603310776
 e: info@riyan.com.mv
 w: www.riyan.com.mv

3rd floor, H. Azuni, Ameenemagau, Male'

Title: Structural Details - 3

Page: S-12/12