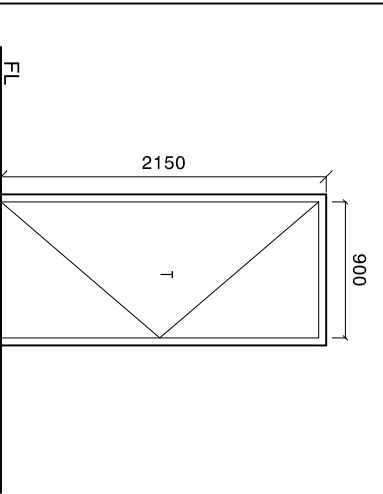
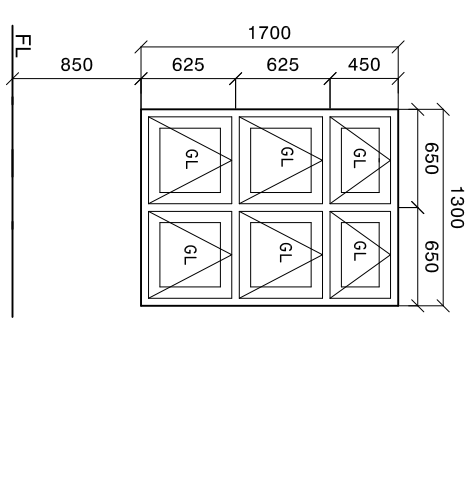
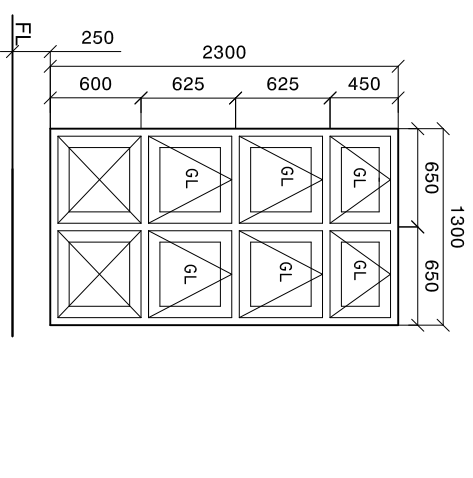
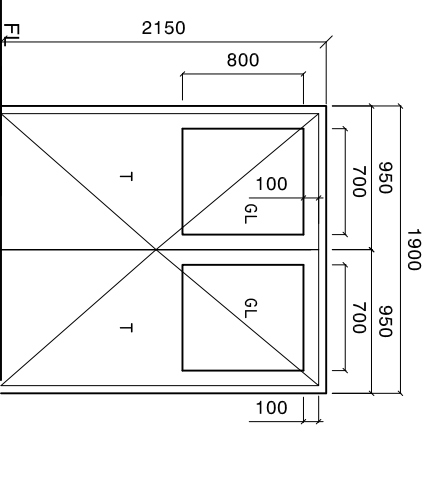


DOORS AND WINDOWS SCHEDULE

Scale 1:50

SYMBOL	D1	W1	W2	D2
ELEVATION				
LOCATION	GROUND FLOOR	GROUND FLOOR	GROUND FLOOR	GROUND FLOOR
QUANTITY	06 NOS	06 NOS	06 NOS	06 NOS
FRAME	SOLID TIMBER FRAME DOOR	SOLID TIMBER FRAME DOOR	SOLID TIMBER FRAME DOOR	SOLID TIMBER FRAME DOOR
PANEL	TIMBER FRAME WITH 6MM PLYWOOD ON BOTH SIDE	TIMBER FRAME WITH 6MM PLYWOOD ON BOTH SIDE	TIMBER FRAME WITH 6MM PLYWOOD ON BOTH SIDE	TIMBER FRAME WITH 6MM PLYWOOD ON BOTH SIDE
FINISH	PAINT FINISH	PAINT FINISH	PAINT FINISH	PAINT FINISH
HINGE	STAINLESS STEEL	STAINLESS STEEL	STAINLESS STEEL	STAINLESS STEEL
LOCK	STATE MAKE	STATE MAKE	STATE MAKE	STATE MAKE
NOTE	ALL MEASUREMENTS TO BE CHECKED ON SITE	ALL MEASUREMENTS TO BE CHECKED ON SITE	ALL MEASUREMENTS TO BE CHECKED ON SITE	ALL MEASUREMENTS TO BE CHECKED ON SITE

NOTE:

ALL MEASUREMENTS TO BE CHECKED ON SITE BEFORE FABRICATION

GL = 4MM CLEAR GLASS

T = PLYWOOD PANEL.

NOTE:

ALL MEASUREMENTS TO BE CHECKED ON SITE BEFORE FABRICATION

PROVIDE RC LINTEL ABOVE ALL DOOR/WINDOW UNITS NOT FIXED TO BEAMS

AND PROVIDE RC SILL BEAMS UNDER ALL WINDOW UNITS

ALL UNITS TO BE MADE OF TIMBER, PUTTY SMOOTHED AND FINISHED WITH ENAMEL PAINT AS SPECIFIED

SHEET CONTENTS :

REVISION NOTES:

PROJECT:

CONSTRUCTION OF OPD
EXTENSION AT L. GAN

CLIENT:

MINISTRY OF HEALTH

LOCATION:

L. GAN ISLAND

CONTENTS: AS GIVEN

PROJECT MANAGER:

DESIGNER: ARIZ

CIV/STR. ENGINEER:

SURVEYED BY: -

DRAWN BY: ARIZ

CHECKED BY:

DATE : OCTOBER 2019

SHEET NO. : /

