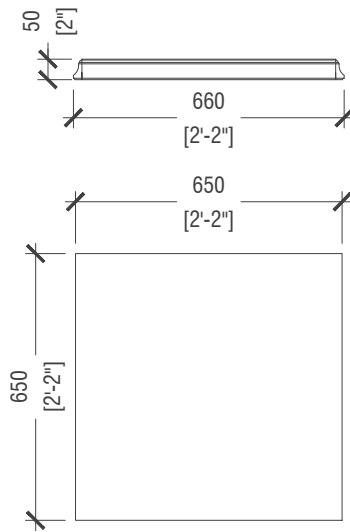
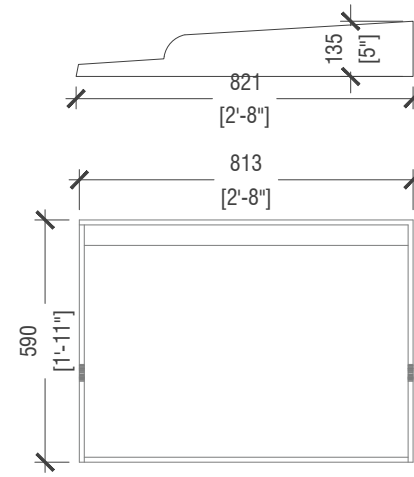


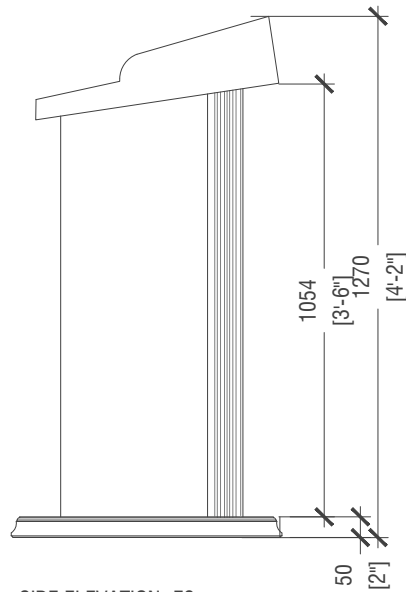
PLAN VIEW



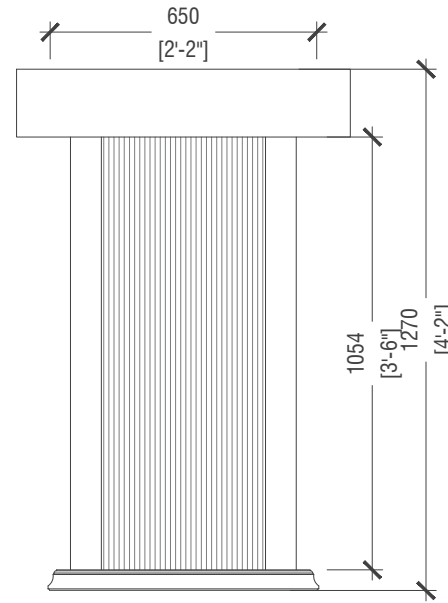
BASE



PODIUM TOP



SIDE ELEVATION -E2



FRONT ELEVATION -E1

NOTE:

- ALL THE TIMBER SHALL BE KAPUR/BALAU OR EQUIVALENT APPROVED
- ALL JOINTS/JOINERIES SHALL BE CONCEALED.
- PRIOR TO MANUFACTURING SHALL PROPOSE CONSTRUCTION METHODOLOGY/ SHOP DRAWING FOR APPROVAL
- CENTER CURVED PENAL SHALL BE REMOVABLE
- MANUFACTURE DESIGN THE PODIUM WITH MOVABLE STEPS OF 150MM AND 300MM HEIGHT.



Removable panel,
Gold Logo Printed
on Olefin Fabric
Attached to the
penal