
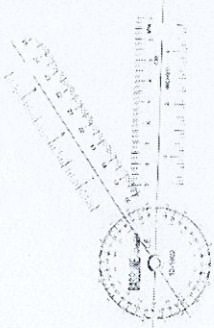







item. No:	Name/detail	Sample	Minimum requirement	Your specification	Quantity
1	Skeleton with origin/insertion and standing frame		Life size human muscular skeleton with painted muscle origins, insertions and ligament details Rod mounted with rolling base Realistic details & textures and bony landmarks which is ideal for educational and medical demonstration		1
2	Goniometer		Protractor Goniometer with a head with 360 degree of coverage in 1 degree increments to ensure ISOM accuracy. Measurements in inches and centimeters must be available on the arm of the goniometer. Must be constructed of Lexan or similar material.		5





3	<p>Treatment couch</p>		<p>* 2-section massage and treatment table* Hydraulic adjustable head section from -70° to +40° with a gas spring • Face hole in the head section with a removable face hole cover • Two-layer padding with non-flammable, bio-compatible and scratchproof upholstery • Powder coated, extremely stable steel frame • 2 side brackets for fixation of stabilization belts and elastic bands • Traction support sleeve • Electric high/low height adjustment from 47 to 95 cm with • Max user load 200 kg • Incline: 40% • Decline 70%</p>	7
4	<p>Therapeutic mat 4' x 8' x 4" thick</p>		<p>* Standard design landing mat with polyfoam covered with 18 oz. coated vinyl for long life. * Mat with triple stitched handles. * Conforms to FIG, NCAA & NFHS safety standards. * Should be easily cleaned to maintain a healthy and sterile surface.</p>	4



5	Wall bar		<p>* Wall bar equipment to feature a foldout function. * Sturdy foldout bar for pull-ups, simple hanging or swinging the body. * The bar piece must be easy to open. * WallBars mustbe 14 rungs. * Space between bars must varies from 10 to 18 cm respectively. * Solid wood, strongest safety cords for the foldout bar</p>	2
6	Parallel bar (7 feet) posture mirror		<p>* The parallel bars must be easily and quickly assembled and dismantled * Height adjustable. * The posture mirror must be fitted with safety glass and castors for mobility.</p>	1



7	suspension therapy unit		<p>Made of tubular chrome plated steel.All steel rod mesh at the top for complete suspension, the mesh must be adjustable for any desired angle for patient"s comfort and treatment point of viewSize of Suspension Apparatus 78" (2000mm) length x 30" (750mm) breadth x 30" (750mm) height, Thickness of Mattress is 95 mm covered with heavy-duty Rexene Additional accessories :- Different tension Springs - 7 No· Rope Bundle - 1 No· Handles - 2 No· Small S model Hooks - 6 No· Rob adjust Woods - 4 No· Hanging Wheels - 3 No</p>	1
8	Therapeutic balls		<p>The Gym Ball must be made of anti-burst material Must be versatile and suitable for workouts and pregnancy exercises. Maximum User Weight: 120 Kgs 1 must be 75 cm in size 1 must be 65 cm in size</p>	2

