











































## BID SECURITY FORMAT

*The Issuing Bank shall fill in this Bank Guarantee Form in accordance with the instructions indicated.*

\_\_\_\_\_ *[Bank's Name, and Address of Issuing Branch or Office]*

**Beneficiary:** ----- *[Name and Address of Procuring Entity]*

**Date:** -----

**BID GUARANTEE No.:** -----

We have been informed that *[name of the Bidder]* (hereinafter called "the Bidder") has submitted to you its bid dated (hereinafter called "the Bid") for the execution of *[name of contract]* under Invitation for Bids No. *[Procurement Reference number]* ("the IFB").

Furthermore, we understand that, according to your conditions, bids must be supported by a bid guarantee.

At the request of the Bidder, we *[name of Bank]* hereby irrevocably undertake to pay you any sum or sums not exceeding in total an amount of *[amount in figures]* (*[amount in words]*) upon receipt by us of your first demand in writing accompanied by a written statement stating that the Bidder is in breach of its obligation(s) under the bid conditions, because the Bidder:

- (a) has withdrawn its Bid during the period of bid validity specified by the Bidder in the Form of Bid; or
- (b) having been notified of the acceptance of its Bid by the Procuring Entity during the period of bid validity,
  - (i) fails or refuses to execute the Contract Form; or (ii) fails or refuses to furnish the performance security, if required, in accordance with the Instructions to Bidders.

This guarantee will expire: (a) if the Bidder is the successful Bidder, upon our receipt of copies of the contract signed by the Bidder and the performance security issued to you upon the instruction of the Bidder; or (b) if the Bidder is not the successful Bidder, upon the earlier of (i) our receipt of a copy of your notification to the Bidder of the name of the successful Bidder; or (ii) twenty-eight days after the expiration of the Bidder's Bid.

Consequently, any demand for payment under this guarantee must be received by us at the office on or before that date.

\_\_\_\_\_  
*[signature(s)]*



## PERFORMANCE GUARANTEE FORMAT

*[The issuing bank, as requested by the successful Bidder, shall fill in this form in accordance with the instructions indicated]*

**Date:** *[insert date (as day, month, and year)]*

**Title of the procurement:** *[Insert general title of the procurement]*

**Procurement Reference No:** *[insert reference]*

**Bank's Branch or Office:** *[insert complete name of Guarantor]*

**Beneficiary:** *[insert complete name of Procuring Entity]*

**PERFORMANCE GUARANTEE No.:***[insert Performance Guarantee number]*

We have been informed that *[insert complete name of Supplier]* (hereinafter called "the Supplier") has entered into Contract No. *[insert number]* dated *[insert day and month]*, *[insert year]* with you, for the supply of *[description of Goods and related Services]* (hereinafter called "the Contract").

Furthermore, we understand that, according to the conditions of the Contract, a Performance Guarantee is required.

At the request of the Supplier, we hereby irrevocably undertake to pay you any sum(s) not exceeding *[insert amount(s)<sup>1</sup> in figures and words]* upon receipt by us of your first demand in writing declaring the Supplier to be in default under the Contract, without cavil or argument, or your needing to prove or to show grounds or reasons for your demand or the sum specified therein.

This Guarantee shall expire no later than the *[insert number]* day of *[insert month]* *[insert year]*,<sup>2</sup> and any demand for payment under it must be received by us at this office on or before that date. We agree to a one-time extension of this Guarantee for a period not to exceed *[six months]* *[one year]*, in response to the Procuring Entity's written request for such extension, such a request to be presented to us before the expiry of the Guarantee.

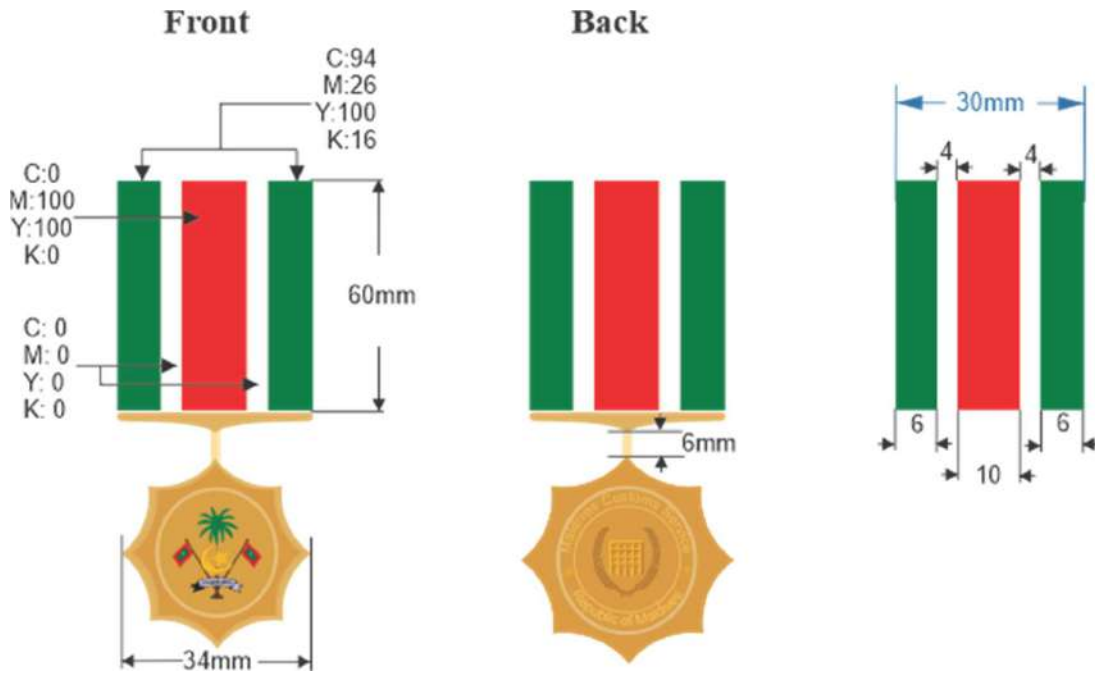
.....  
*[signatures of authorized representatives of the bank]*

- 1 The Bank shall insert the amount(s) specified in the SCC and denominated, as specified in the SCC, either in the currency(ies) of the Contract or a freely convertible currency acceptable to the Procuring Entity.
- 2 Dates established in accordance with a Clause of the General Conditions of Contract ("GCC"), taking into account any warranty obligations of the Supplier under a Clause of the GCC intended to be secured by a partial Performance Guarantee.



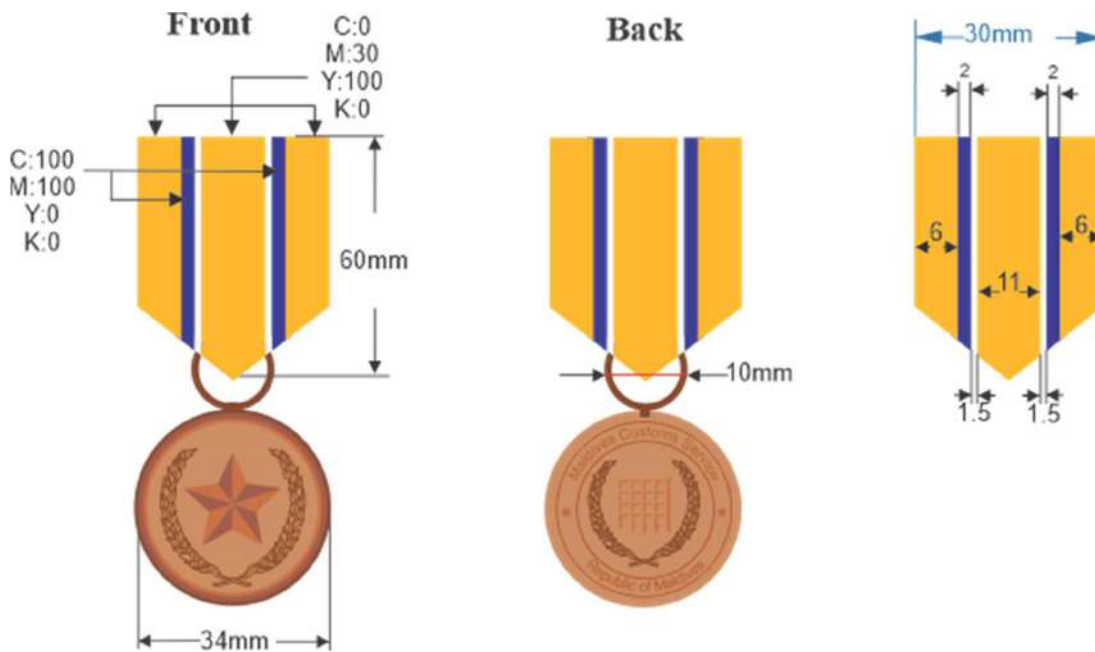
## Medals

### Presidential Medal



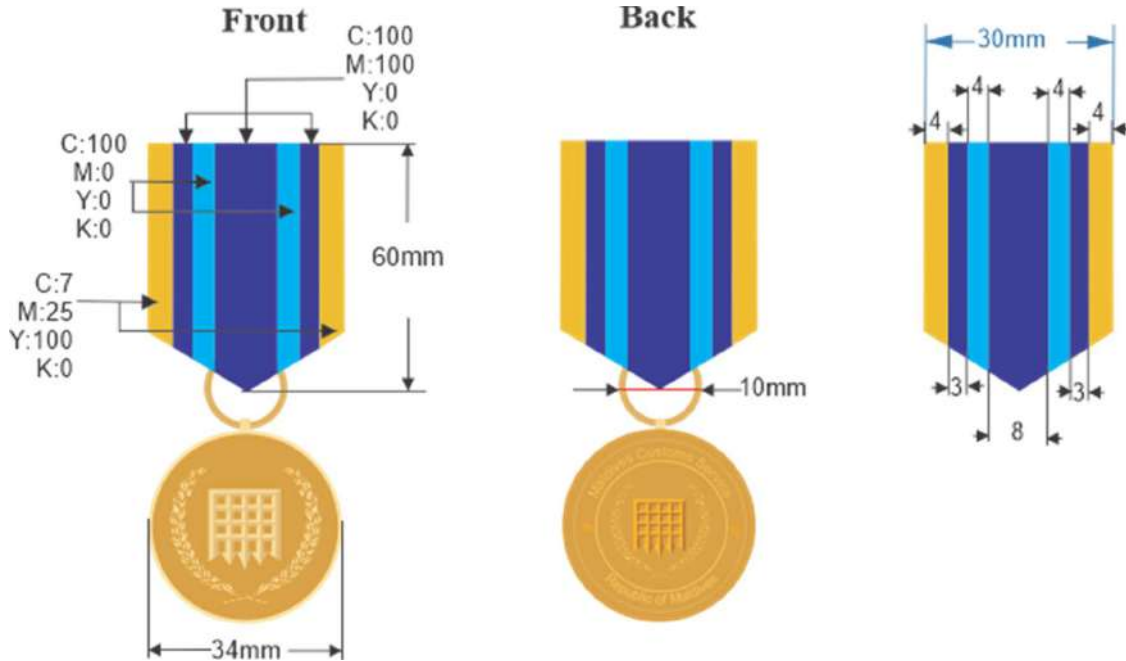
- **Finish:** Polished gold plating with enamel filling (color-filled) on the emblem
- **Thickness:** 3mm (overall medal thickness)

### Meerubahuru Medal



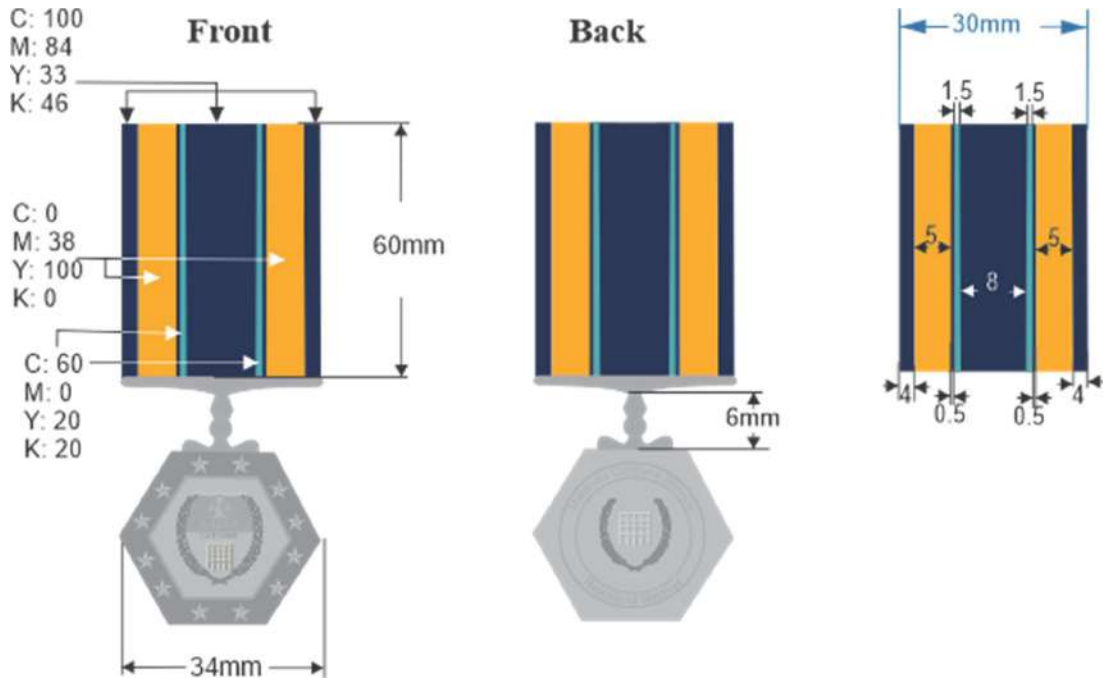
- **Finish:** Matte bronze plating
- **Thickness:** 3mm (overall medal thickness)

## Distinguish Medal



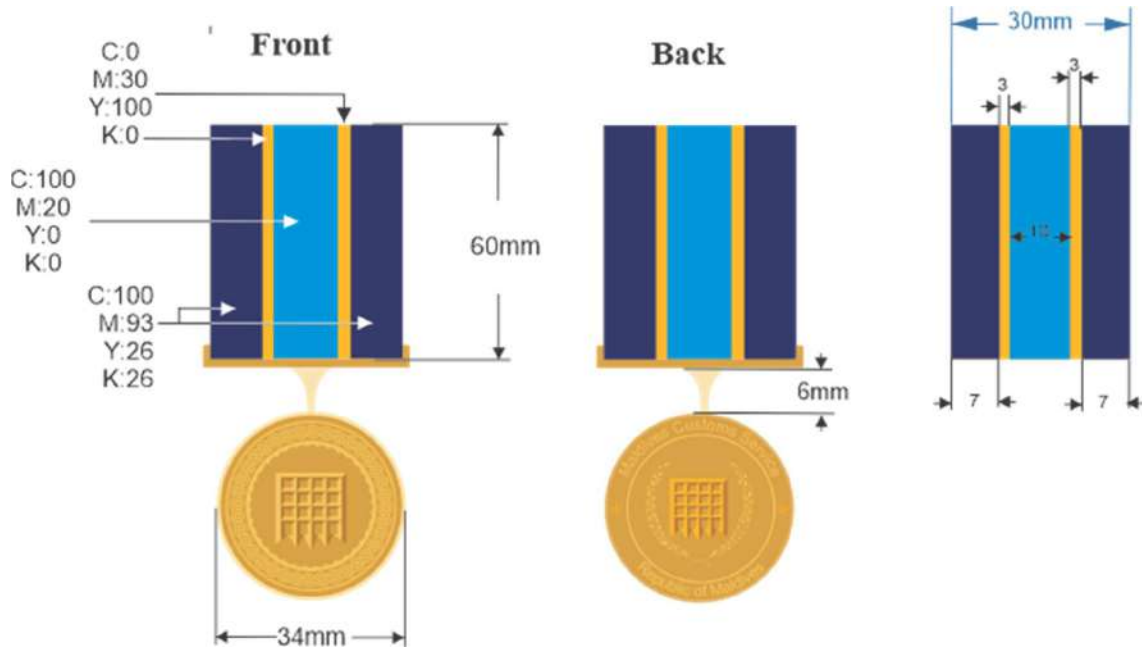
- **Finish:** Polished gold with sandblasted texture finish
- **Thickness:** 3mm (overall medal thickness)

## Long Service Medal



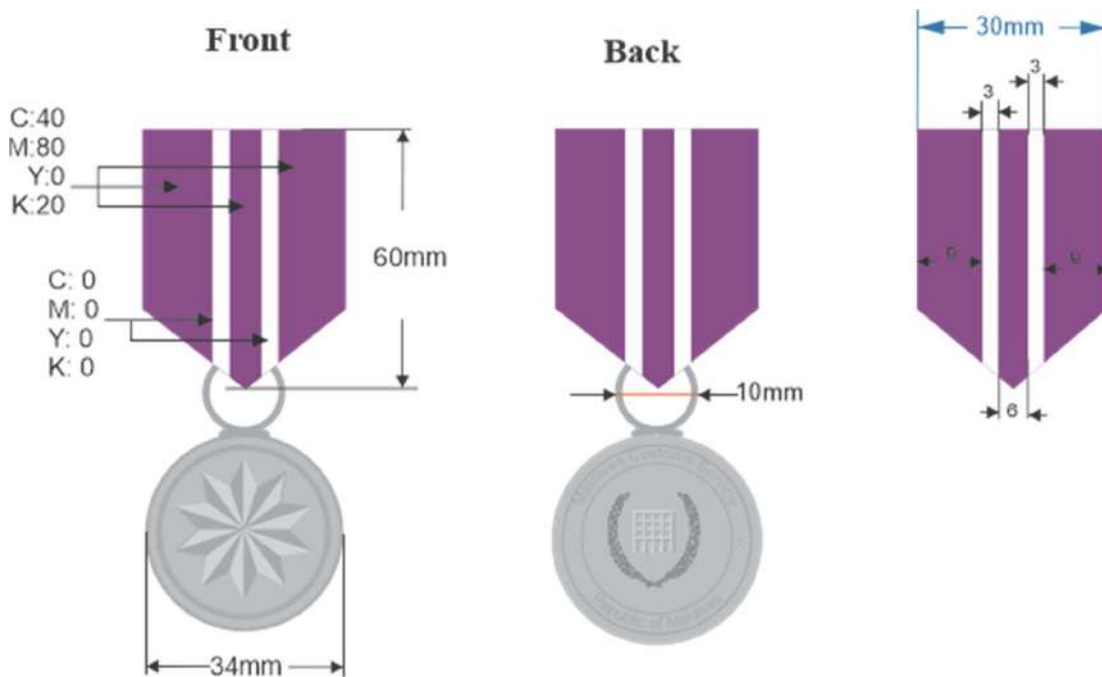
- **Finish:** Polished silver finish
- **Thickness:** 3mm (overall medal thickness)

## Customs Service Gold Medal



- **Finish:** Matte gold with brushed texture finish
- **Thickness:** 3mm (overall medal thickness)

## Good Conduct Medal



- **Finish:** Matte silver with sandblasted texture
- **Thickness:** 3mm (overall medal thickness)

## Back of the Medal – Engraving Instructions

Back of the gold medal



Back of the silver medal



Back of the bronze medal



- Engrave “**Maldives Customs Service**” around the top edge in a curved line.
- Engrave “**Republic of Maldives**” around the bottom edge in a curved line.
- In the center, engrave the design of the **Gate** with two **laurel branches** around it, just like the picture.
- Place two stars, one on the left side and one on the right side, between the top and bottom text.
- Ensure all letters, stars, and designs are clear and easy to see.
- Follow the design exactly as shown in the picture.
- The engraving should be deep enough to last and stand out against the medal background.

### Durability Requirements

- The medal shall have a **scratch-resistant surface** to prevent damage during handling.
- The **plating must be tarnish-resistant** to maintain its appearance over time.
- The medal shall **withstand regular handling and long-term storage** without degradation.

1<sup>st</sup> October 2025

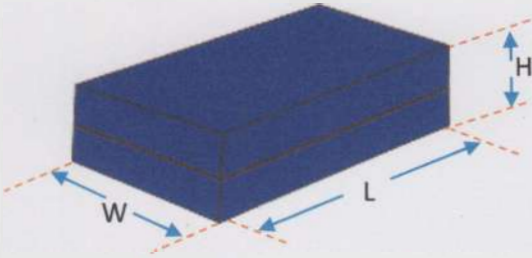


## Medal Presentation Box – Technical Specifications



Component	Specification
Outer Covering	PU leatherette with semi-gloss and padded
Color	Dark blue
Interior Lining	White satin lid lining
Inner pad	Dark blue velvet-covered flat pad
Closure Type	Metal hinged opening

### Size Requirements



Size (L × W × H)	Medal Capacity	Quantity
75 mm × 140 mm × 33 mm	1 - 2 medals	300 pcs
105 mm × 140 mm × 33 mm	3 -4 medals	300 pcs
150 mm × 140 mm × 33 mm	5 -6 medals	300 pcs

### Additional Requirements

- Neat finishing without wrinkles, scratches, or adhesive marks
- Durable construction suitable for presentation purposes
- Individual protective packing for each box.

دی ڈسٹنگش میڈل

جے ڈی سی نمبر	جے ڈی سی نمبر	جے ڈی سی نمبر	ڈیٹ	جے ڈی سی نمبر	#
			1	پریزیڈنٹیل میڈل (Presidential Medal)	1
			1	میروباہوری میڈل (Meerubahuru Medal)	2
			1	ڈسٹنگش میڈل (Distinguish Medal)	3
			1	لمبے عرصے کی سروس میڈل (Long Service Medal)	4
			1	گولڈ میڈل (Customs Service Gold Medal)	5
			1	اچھے رویے کی میڈل (Good Conduct Medal)	6
			1	سولہ سائز کی میڈل (75mmx140mmx33mm)	7
			1	سولہ سائز کی میڈل (105mmx140mmx33mm)	8
			1	سولہ سائز کی میڈل (150mmx140mmx33mm)	9
				جے ڈی سی	
				جے ڈی سی	
				جے ڈی سی (جے ڈی سی)	

