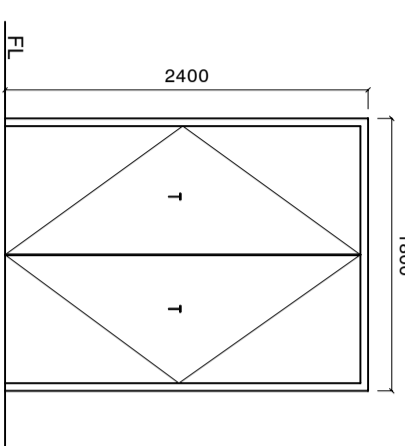
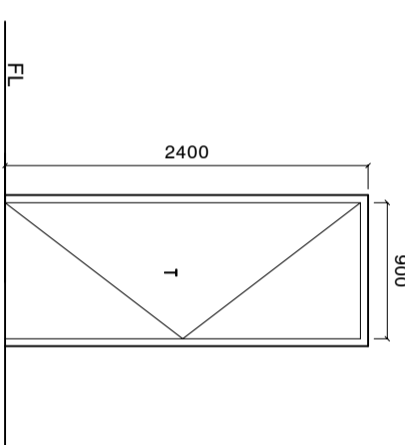
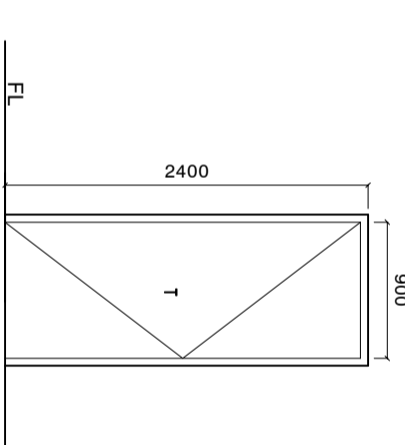
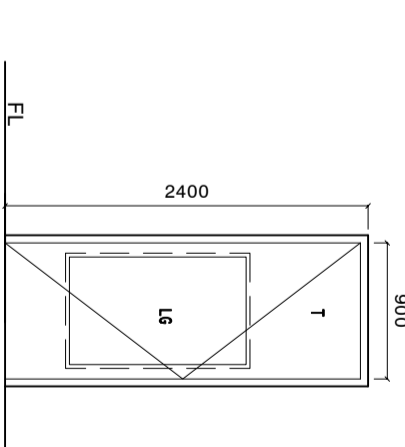
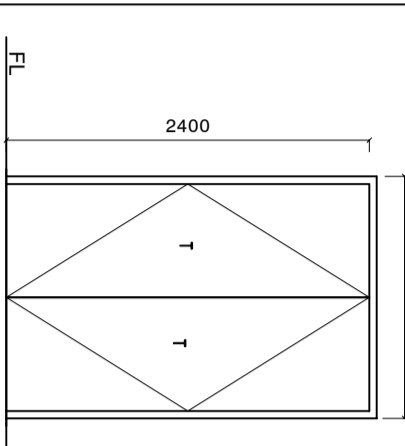


DOORS AND WINDOWS SCHEDULE

Scale 1:50

SYMBOL	D1	D2	D3	D4
ELEVATION				
LOCATION	GROUND FLOOR	GROUND FLOOR	GROUND FLOOR	GROUND FLOOR
QUANTITY				
FRAME	SOLID TIMBER FRAME DOOR	SOLID TIMBER FRAME DOOR	SOLID TIMBER FRAME DOOR	SOLID TIMBER FRAME DOOR
PANEL	DECORATIVE SOLID TIMBER PANEL	TIMBER FRAME WITH 6MM PLY WOOD ON BOTH SIDE	TIMBER FRAME WITH 6MM PLY WOOD ON BOTH SIDE	TIMBER FRAME WITH 6MM PLY WOOD ON BOTH SIDE
FINISH	PAINT FINISH	PAINT FINISH	PAINT FINISH	PAINT FINISH
HINGE	STAINLESS STEEL	STAINLESS STEEL	STAINLESS STEEL	STAINLESS STEEL
LOCK	STATE MAKE	STATE MAKE	STATE MAKE	STATE MAKE
NOTE	ALL MEASUREMENTS TO BE CHECKED ON SITE	ALL MEASUREMENTS TO BE CHECKED ON SITE	ALL MEASUREMENTS TO BE CHECKED ON SITE	ALL MEASUREMENTS TO BE CHECKED ON SITE

SYMBOL	D5
ELEVATION	
LOCATION	GROUND FLOOR
QUANTITY	
FRAME	SOLID TIMBER FRAME DOOR
PANEL	DECORATIVE SOLID TIMBER PANEL
FINISH	PAINT FINISH
HINGE	STAINLESS STEEL
LOCK	STATE MAKE
NOTE	ALL MEASUREMENTS TO BE CHECKED ON SITE

NOTE:

ALL MEASUREMENTS TO BE CHECKED ON SITE BEFORE FABRICATION

T = PLYWOOD PANEL.

LG = LEAD GLASS (WILL BE PROVIDED BY CLIENT)

SHEET CONTENTS :

REVISION NOTES:

PROJECT:
**RENOVATION OF
 RADIOLOGY
 DEPARTMENT AT R.
 UGOOFAARU REGIONAL
 HOSPITAL**

CLIENT:

MINISTRY OF HEALTH

LOCATION:

R. UGOOFAARU

CONTENTS: AS GIVEN

PROJECT MANAGER:

DESIGNER: **ARIZ**

CIV/STR. ENGINEER:

SURVEYED BY: -

DRAWN BY: **ARIZ**

CHECKED BY:

DATE : **FEBRUARY 2020**

SHEET NO. : /

