






**LIST OF EQUIPMENT REQUIRED**

	Equipment	Drawing or sample
1	Welding Table: Work Surface Width 57 In., Work Surface Depth 27 In., Work Surface Thickness 0.375 In., Load Capacity 1000 lb., Overall Height 90 In., Overall Width 60 In., Overall Depth 30 In., Work Surface Pattern X-Pattern 3/16 In. Steel Top, Adjustable Height No, Construction Steel, Finish Painted	
2	Welding Magnets: 4Pcs 4" 50 lbs Arrow Welding Magnets Metal Working Mig Tools and Equipment Arrow Workshop Welder Soldering, 45, 90, 135 Degree Angle Magnet	
3	Chipping Hammer	
4	Inverter based welder 200 Amps	



5	Gas Welding Goggle (Colour)	
6	Welding Electrode Holder 300AMP	
7	Safety Helmet with welding helmet	
8	Welders Leather Apron	



9	Tig Welding Plant	
10	Mig Welding Plant	
11	Plasma Welding Machine	

