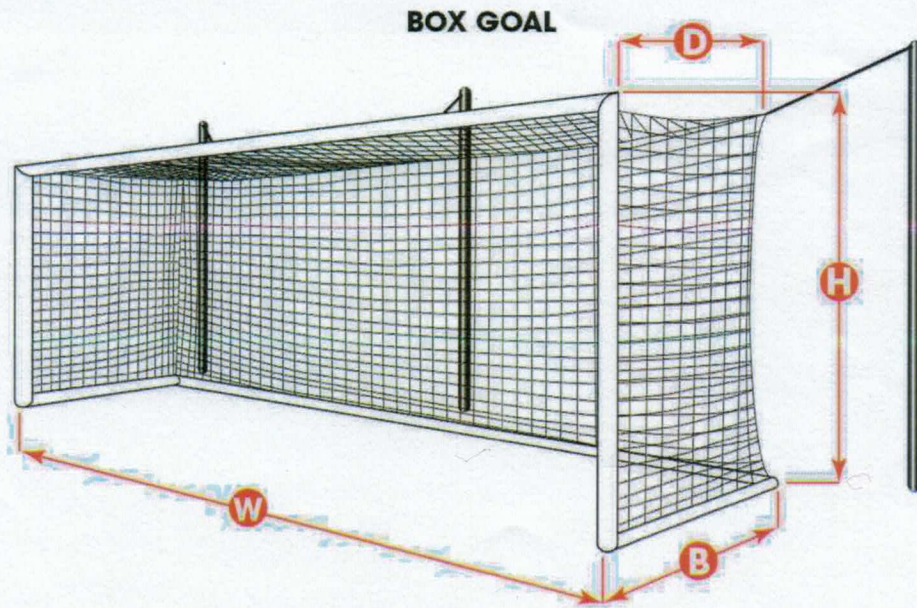



## ANNEX – 1

### Box goal net

<b>Dimensions</b>	<i>8 x 24 ft</i>
<b>Color</b>	<i>White</i>
<b>Depth</b>	<i>6'</i>
<b>Base</b>	<i>6'</i>
<b>Material</b>	<i>Polypropylene, HTPP</i>
<b>Net Type</b>	<i>Hex mesh</i>
<b>Rope Size</b>	<i>4mm</i>
<b>Mesh Size</b>	<i>120 mm</i>



ANNEX - 1



ANNEX - 2

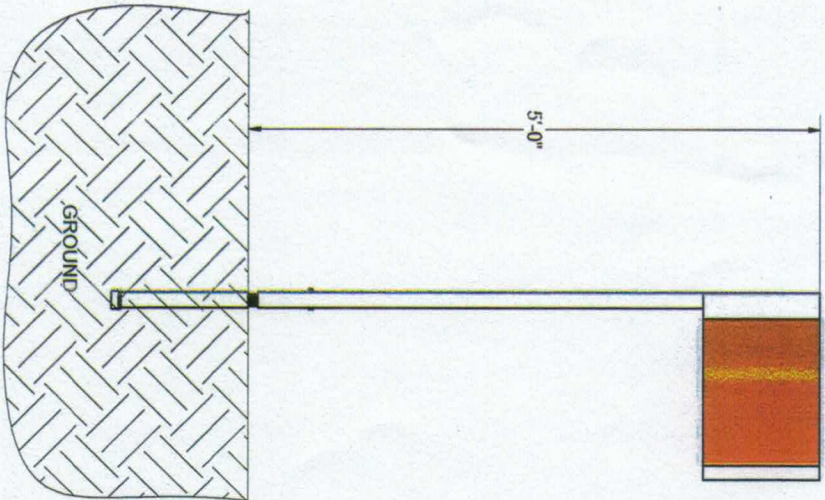
OFFICIAL CORNER FLAGS ( TYPE 2 )

**Dimensions** 60 x 1 in

**Material** Round white high-impact plastic uprights; Round steel base with ground peg; Nylon flag



INTERNATIONAL CORNER FLAGS (TYPE 1)



FEATURES:

1) HIGH IMPACT PVC CONSTRUCTION

2) FINISH: WHITE

3) INCLUDED:

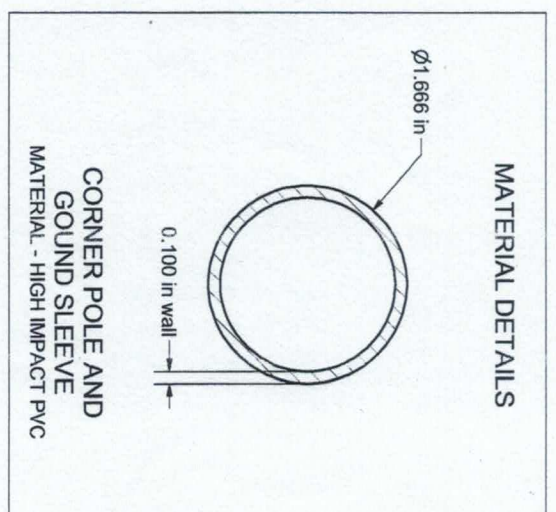
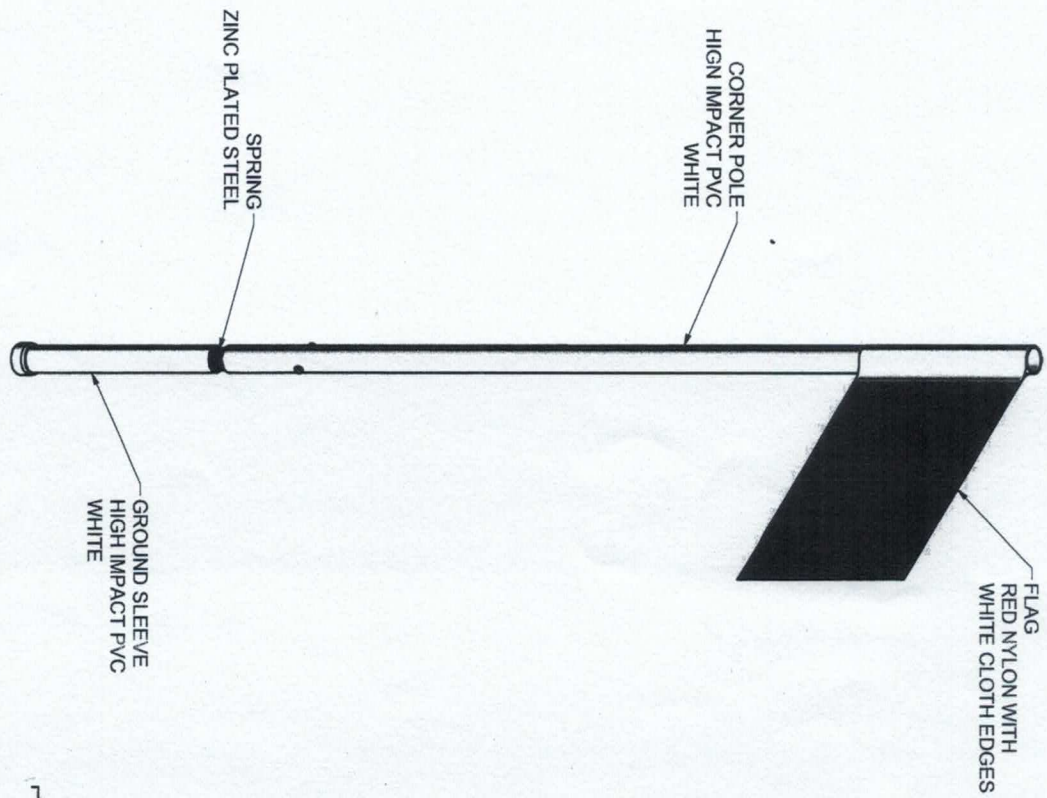
STEEL SPRINGS

GROUND ANCHORS

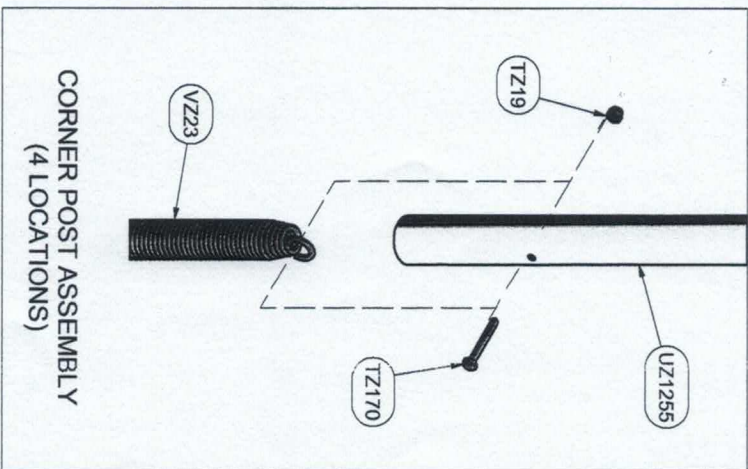
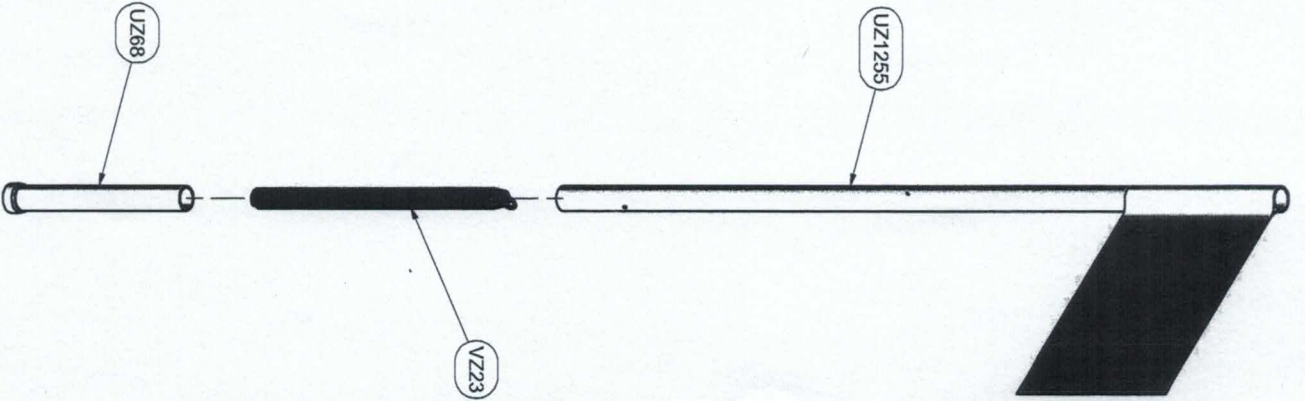
4) ASSEMBLED WEIGHT: 25 LBS. PER SET

SINGLE FLAG POLE WEIGHT: 6 LBS.






Parts List		Part #	Qty	Description
		UZ68	4	GROUND SLEEVE FOR 68701
		VZ23	4	SPRING FOR LARGE FLAG
		UZ1255	4	POLE AND FLAG ASSEMBLY
		TZ170	4	1/4-20 x 2 Hex Bolt
		TZ19	4	1/4-20 Lock Nut






6B701  
TOP VIEW



6B701  
FRONT VIEW



6B701  
RIGHT VIEW



6B701  
ISOMETRIC VIEW

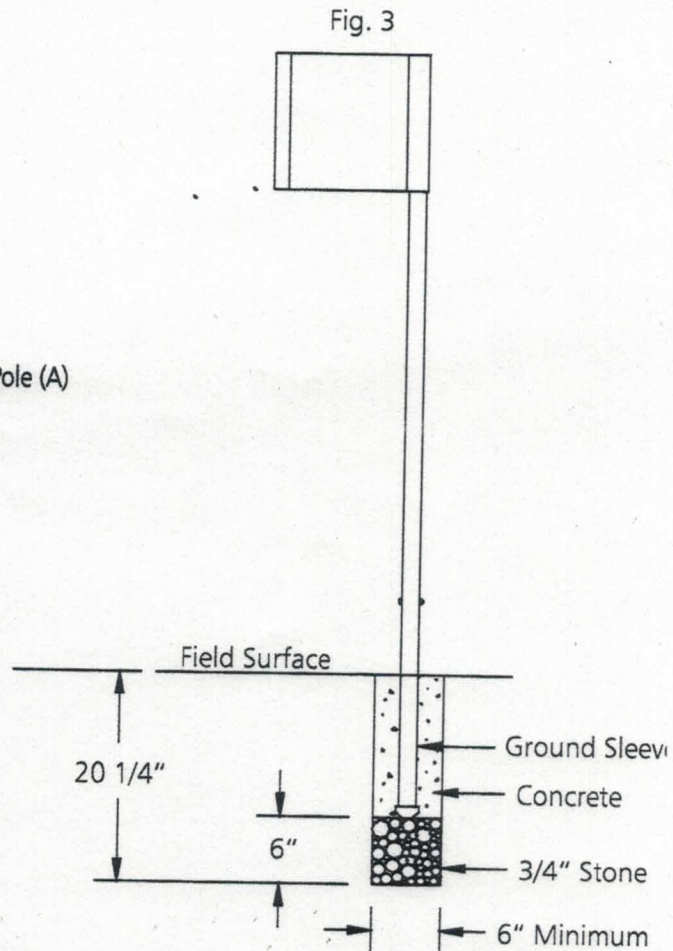
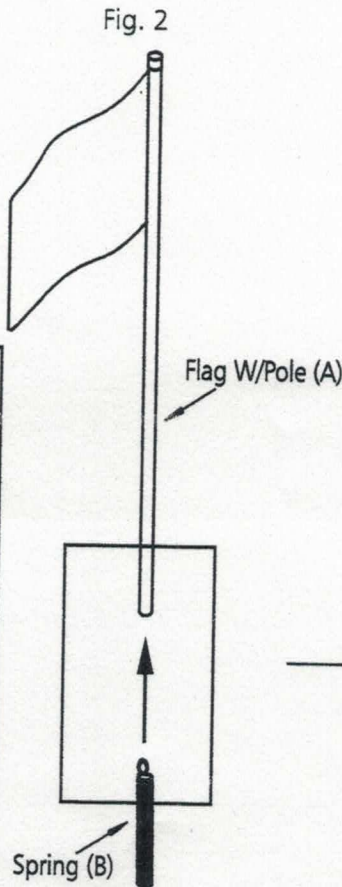
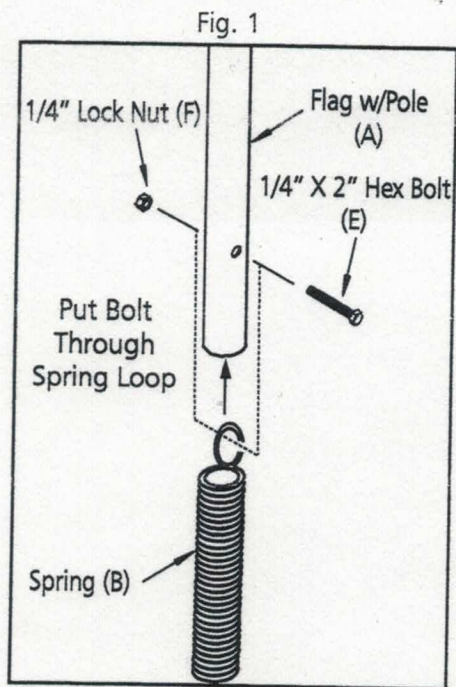


**ASSEMBLY INSTRUCTIONS FOR (INTERNATIONAL CORNER FLAGS)**

1. Unpack all parts, and report any damages to the delivery trucking company immediately.
2. Assemble flags as shown in figures 1 and 2.
3. Dig a hole 20 1/4" deep and minimum of 6" diameter in desired location. Fill bottom of hole with 6" of 3/4" stone. See figure 3
4. Put assembled flag and ground sleeve into hole and fill hole with concrete flush with the top of the ground sleeve. Be sure to level ground sleeve with flag assembled before concrete cures. See figure below.
5. When removing flag, be sure to place ground sleeve cap into ground sleeve.


**PARTS LIST**

- |                       |     |
|-----------------------|-----|
| A. Flags with Pole    | (4) |
| B. Springs            | (4) |
| C. Ground Sleeves     | (4) |
| D. Ground Sleeve Caps | (4) |
| E. 1/4" X 2" Hex Bolt | (4) |
| F. 1/4" Lock Nut      | (4) |




ANNEX - 4

Spine Back Board



# ANNEX – 5

## Basket stretcher



ABS BASKET STRETCHER			
Model	DY06-LS-001	N.W.	18kg
Product Size	218*62*17cm	G.W.	21kg
Packing Size	222*67*23cm	Load Capacity	≤300kg (661.39lb)

1	MOUNTING SCREWS AND NUTS
2	STAINLESS STEEL SAFETY CUSHION
3	HIGH STRENGTH ALU.ALLOY CUSHION
4	SAFETY HOOK
5	FOOT RETAINER
6	NYLON SAFETY BELTS
7	NYLON STRAPS AND

