

ANNEX 1 SIZE QUANTITY

#	DEPARTMENT	GENDER	SIZE	Quantity
1	AEH	Male	L	32
2	AEH	Male	M	30
3	AEH	Male	S	8
4	AEH	Male	XL	18
5	AEH	Male	XXL	30
6	AEH	Female	L	13
7	AEH	Female	M	24
8	AEH	Female	S	2
9	AEH	Female	XL	13
10	AEH	Female	XXL	22
SCDC				
11	SCDC	Female	XL	2
12	SCDC	Male	L	2
13	SCDC	Female	XXL	2
HMHC				
14	HMHC	Male	L	15
15	HMHC	Female	XXL	15
16	HMHC	Female	XL	5
17	HMHC	Female	L	3
MHC				
18	MHC	Female	M	6
19	MHC	Female	S	2
20	MHC	Female	XXL	5
21	MHC	Female	XL	5
22	MHC	Male	L	3
23	MHC	Male	M	3
24	MHC	Male	XL	3
25	MHC	Male	XXL	3
FHC				
26	FHC	Male	L	8
27	FHC	Male	M	5
28	FHC	Male	XL	3
29	FHC	Male	XXL	3
30	FHC	Male	S	2
31	FHC	Female	L	8
32	FHC	Female	M	3
33	FHC	Female	S	2
				300



Full View

See page 2 of this document for
detailed specifications





Zoomed View with Specifications

Please note that the illustration is for viewing purposes only and may not be accurate



LOGO INFO
Size: 2.85" x 0.7203"
Mark Thread Color on ONLY Grey:
 Blue Bird Blue, Pantone 2935c
 910-1177 Madeira Classic Rayon #40 Weight
Mark/Arch Thread Color on ONLY Grey:
 Caribbean Blue, Pantone 306c
 910-1094 Madeira Classic Rayon #40 Weight
Wordmark Thread Color on ONLY Grey:
 Blue Bird Blue, Pantone 2935c
 910-1177 Madeira Classic Rayon #40 Weight



Full View

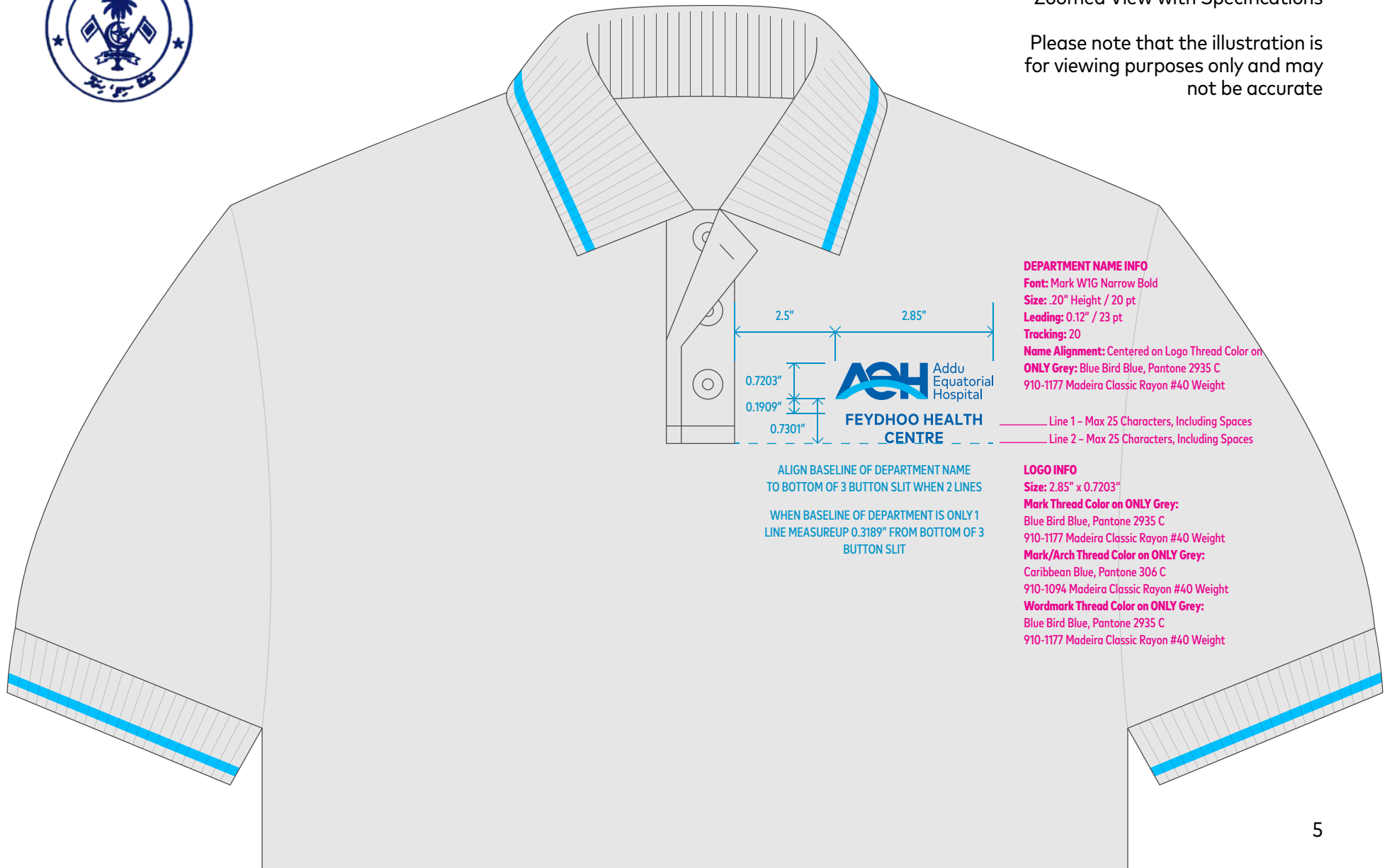
See page 5 of this document for
detailed specifications





Zoomed View with Specifications

Please note that the illustration is for viewing purposes only and may not be accurate



DEPARTMENT NAME INFO
Font: Mark W1G Narrow Bold
Size: .20" Height / 20 pt
Leading: 0.12" / 23 pt
Tracking: 20
Name Alignment: Centered on Logo Thread Color on
ONLY Grey: Blue Bird Blue, Pantone 2935 C
 910-1177 Madeira Classic Rayon #40 Weight

Line 1 – Max 25 Characters, Including Spaces
 Line 2 – Max 25 Characters, Including Spaces

ALIGN BASELINE OF DEPARTMENT NAME
 TO BOTTOM OF 3 BUTTON SLIT WHEN 2 LINES
 WHEN BASELINE OF DEPARTMENT IS ONLY 1
 LINE MEASUREUP 0.3189" FROM BOTTOM OF 3
 BUTTON SLIT

LOGO INFO
Size: 2.85" x 0.7203"
Mark Thread Color on ONLY Grey:
 Blue Bird Blue, Pantone 2935 C
 910-1177 Madeira Classic Rayon #40 Weight
Mark/Arch Thread Color on ONLY Grey:
 Caribbean Blue, Pantone 306 C
 910-1094 Madeira Classic Rayon #40 Weight
Wordmark Thread Color on ONLY Grey:
 Blue Bird Blue, Pantone 2935 C
 910-1177 Madeira Classic Rayon #40 Weight

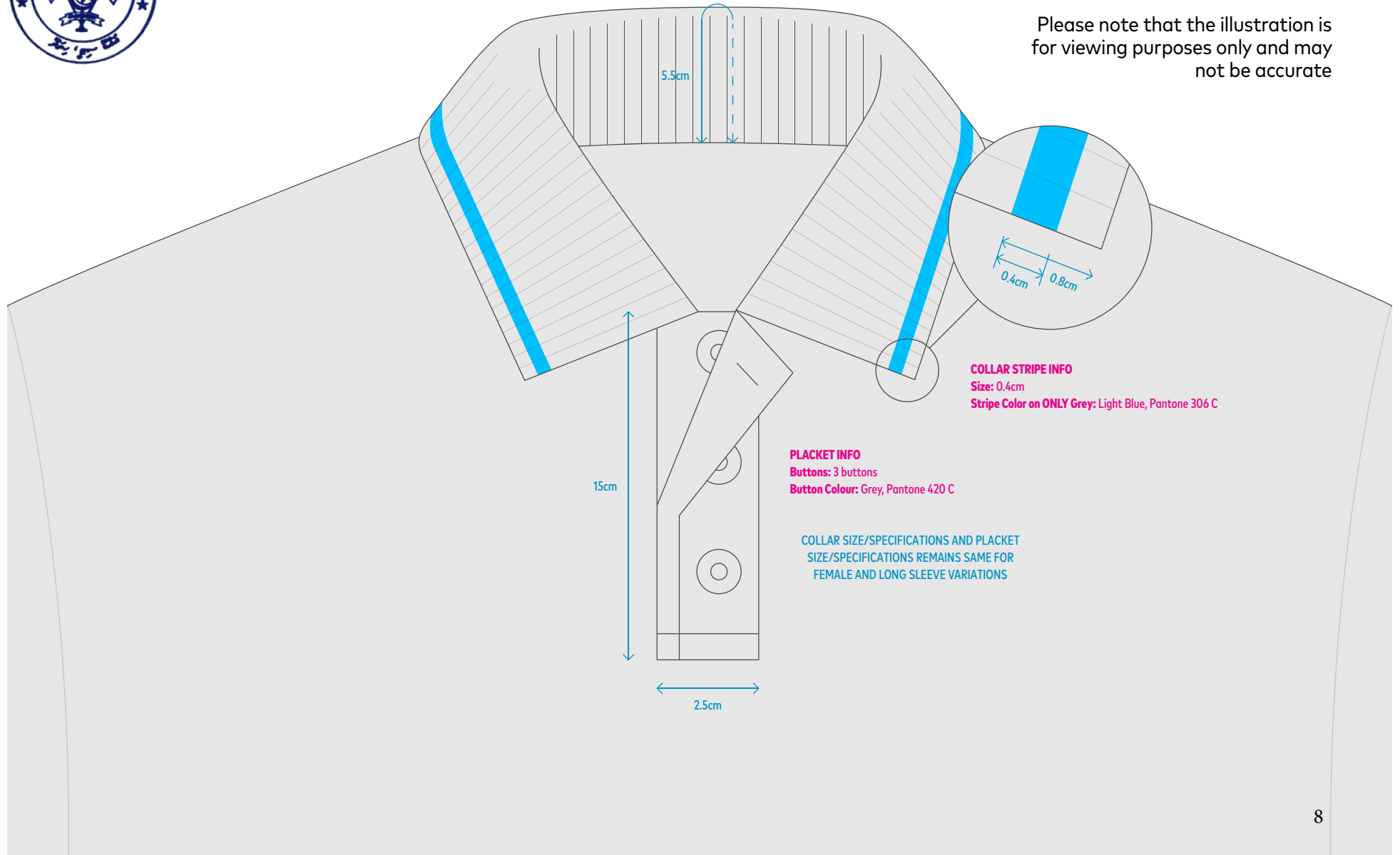






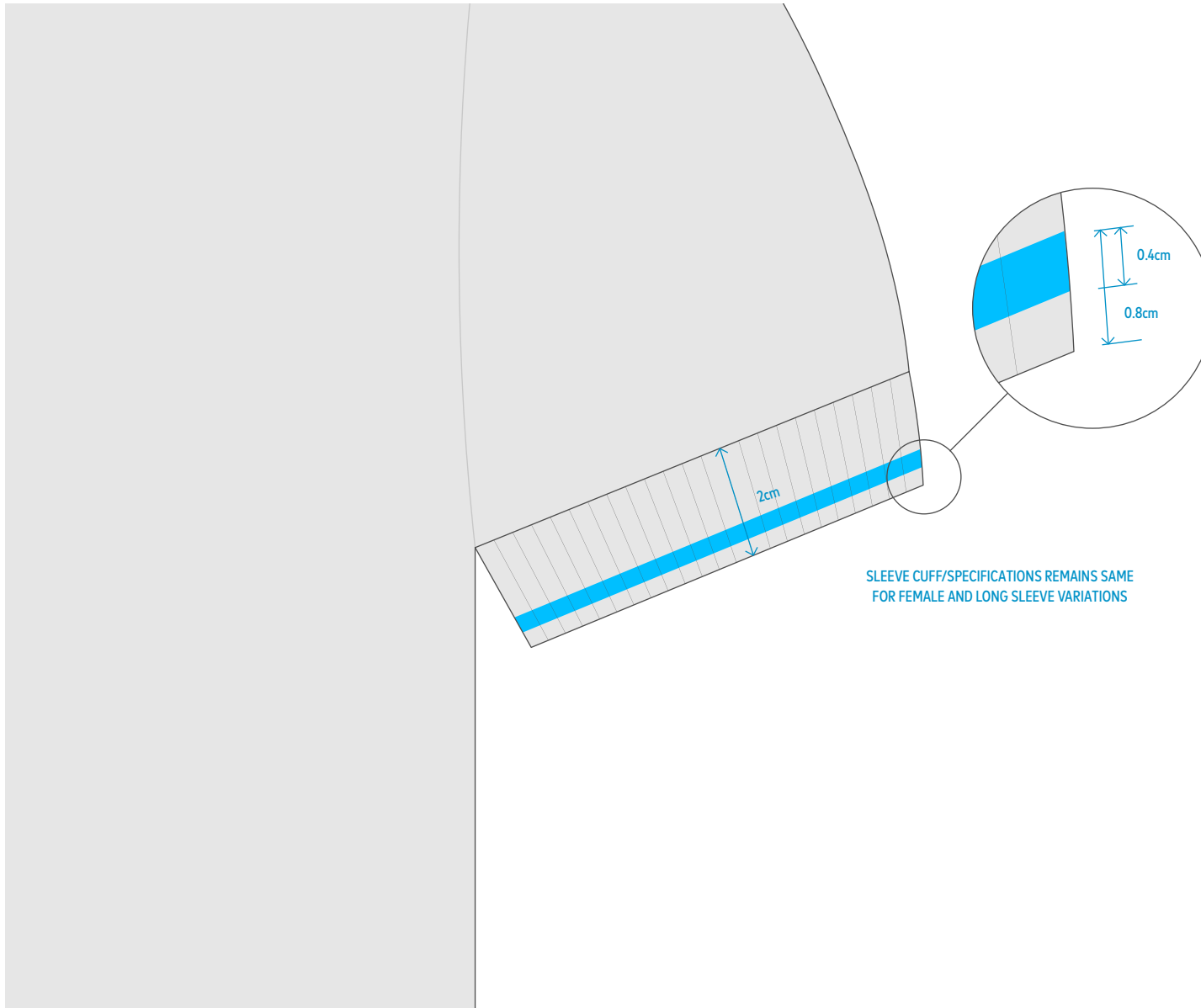
Zoomed View with Specifications

Please note that the illustration is for viewing purposes only and may not be accurate



Zoomed View with Specifications

Please note that the illustration is for viewing purposes only and may not be accurate



SLEEVE CUFF STRIPE INFO
Size: 0.4cm
Stripe Color on **ONLY Grey**: Light Blue, Pantone 306 C

SLEEVE CUFF/SPECIFICATIONS REMAINS SAME FOR FEMALE AND LONG SLEEVE VARIATIONS





TYPE	FABRIC	BODY COLOR	YOKE	POCKET	SLEEVE	BODY	BOTTOM HEM	SIDE SLIT
Men	100% Cotton Peruvian Pima 240 GSM	Gray - Pantone 420c	None	None	Short	Modern Fit	Plain hem with bottom cover fold and sewing	Yes
Women	100% Cotton Peruvian Pima 240 GSM	Gray - Pantone 420c	None	None	Long	Modern Fit	Plain hem with bottom cover fold and sewing	Yes

