











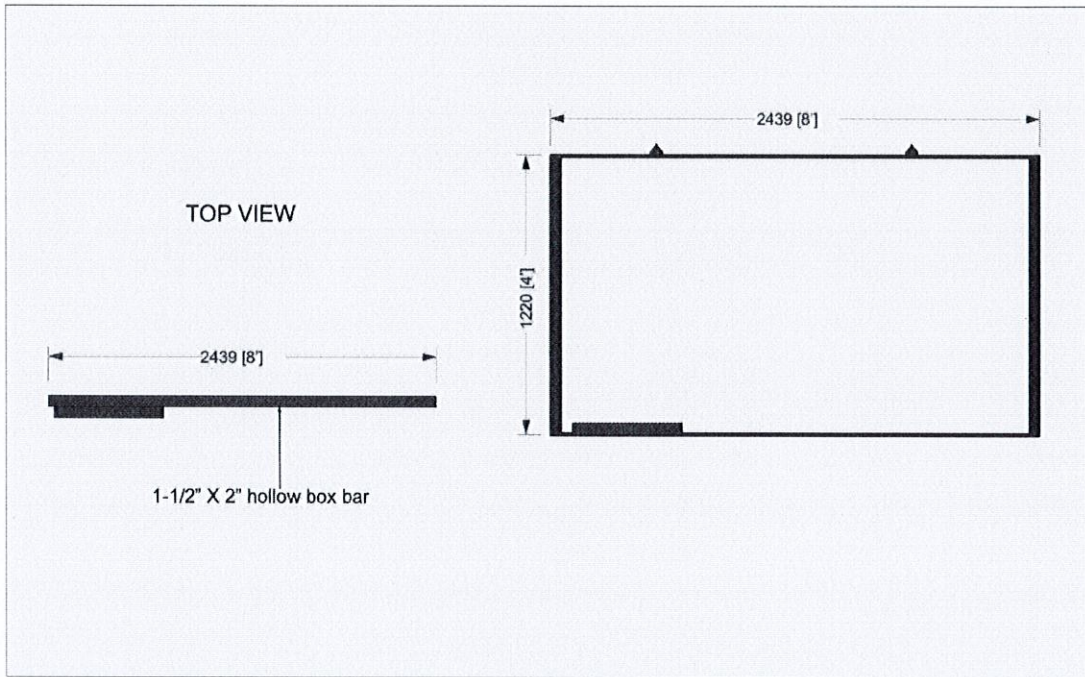
دستور العمل ساخت و نصب تابلو

دستور العمل ساخت و نصب تابلو

ردیف	ملاحظات	#
9	فریم آلومینیوم 8 × 4	1
2	فریم آلومینیوم 4 × 3	2
8	فریم آلومینیوم 5 × 3 (توسط 11 برش)	3

1. دستور العمل ساخت (تابلو)

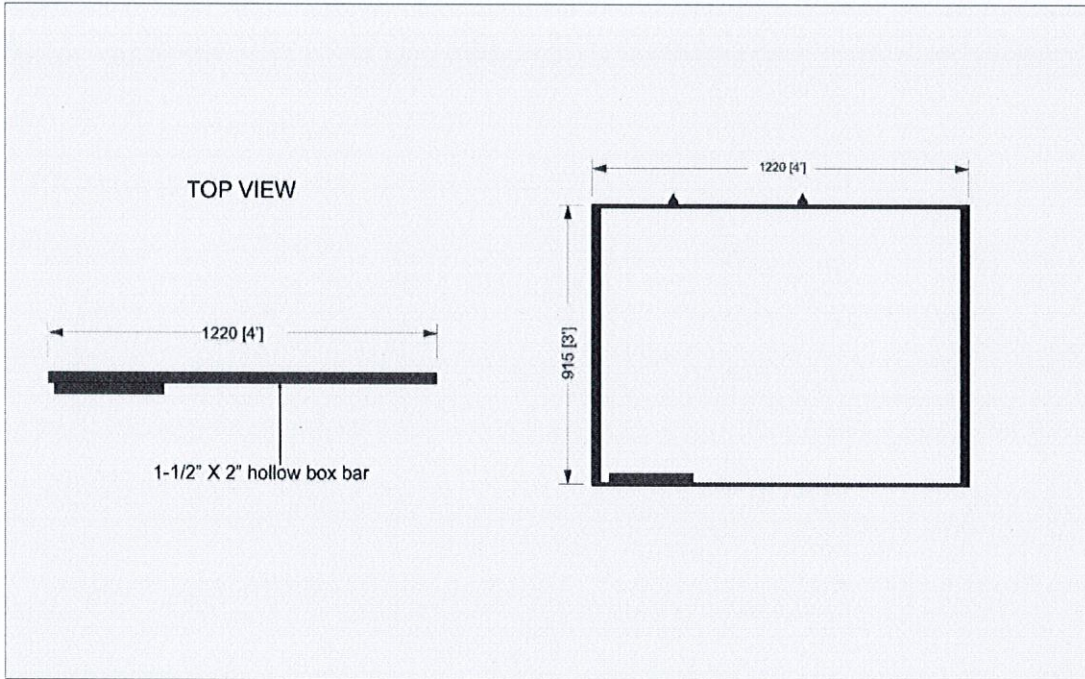
1. فریم آلومینیوم 8 × 4



**White board colour:** White Fomica fixed to 12mm plywood and 3mm clear glass.  
**black Material:** all frame shall be galvanized steel square box (with under coat and metallic eg:Nippon bodelac)

*(Handwritten signature)*

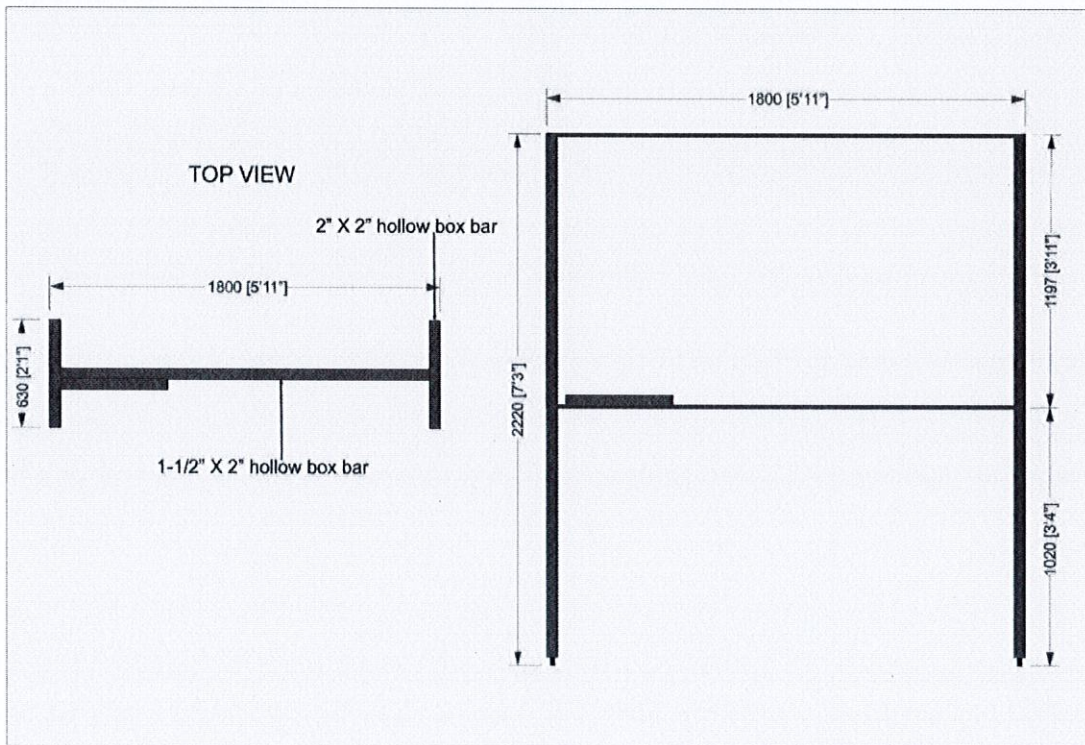
2. فوریج کی (رہنمائی) 4 فٹ 3 × 3 فٹ



**White board colour:** White Fomica fixed to 12mm plywood and 3mm clear glass.

**Material:** all frame shall be galvanized steel square box (with under coat and metallic black eg:Nippon bodelac)

3. فوریج کی (ڈوگنگ) 5 فٹ 11 × 3 فٹ 11 رہنمائی



**White board colour:** White Fomica fixed to 12mm plywood and 3mm clear glass.

**Mounting Type:** Free standing and movable with 35 to 50mm S.S bearing wheel.

**Material:** all frame shall be galvanized steel square box (with under coat and metallic black eg:Nippon bodelac)