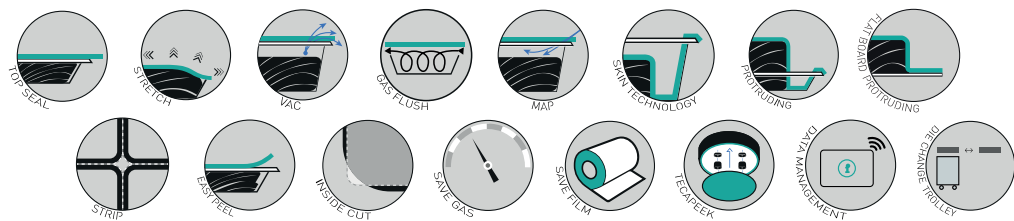


OLYMPUS

Tray Sealing Machine



OLYMPUS is a semi-automated machine designed to meet all the needs of the packaging industry:
TOP SEAL (PACK), STRETCH, VAC, GAS FLUSH, MAP, SKIN, SKIN (PROTRUDING), SKIN FLATBOARD.

To increase productivity, the machine features a rotating turntable that allows the simultaneous load and unload of trays from one side while the packaging cycle is being

processed in the chamber on the opposite side. An automatic tray lifter is also available in the tray loading/unloading area.

The same duly configured die allows for different types of packaging: seal-only, VAC, M.A.P. Skin, and Gas Flush. Italian Pack Olympus can pack up to **28** trays/min in seal-only mode, **16** trays/min in M.A.P. mode and **12** trays/min in Skin mode.

The special film waste rewriter, a PLC touch screen to monitor machine parameters, and dedicated die extraction and tool change systems are some of the technical features that make this machine stand out among others.



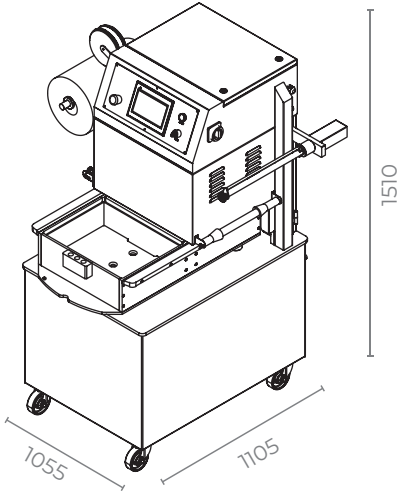
TECHNICAL SPECIFICATIONS

Model	two stations rotary table	
Cycle/min	3/6	
Lubricated high vacuum pump	m3/h	✓ 63 ● 63 oxy / 100 / 100 oxy
Operating system	All functions are PLC controlled including vacuum and gas pressure	
Maximum reel film width	mm	370
Max reel film diameter	mm	250
Automatic film feeding and rewinding	✓	
Electrical supply (standard)	3 x 400 V + N + PE - 50 Hz	
Power supplied	kW	2,4 pack da/from 3,6 vac
Frame made of	stainless steel	
Weight	kg	320

✓ Standard
● Optional

PACK version (NO-VACUUM technology) ●

MACHINE DIMENSIONS

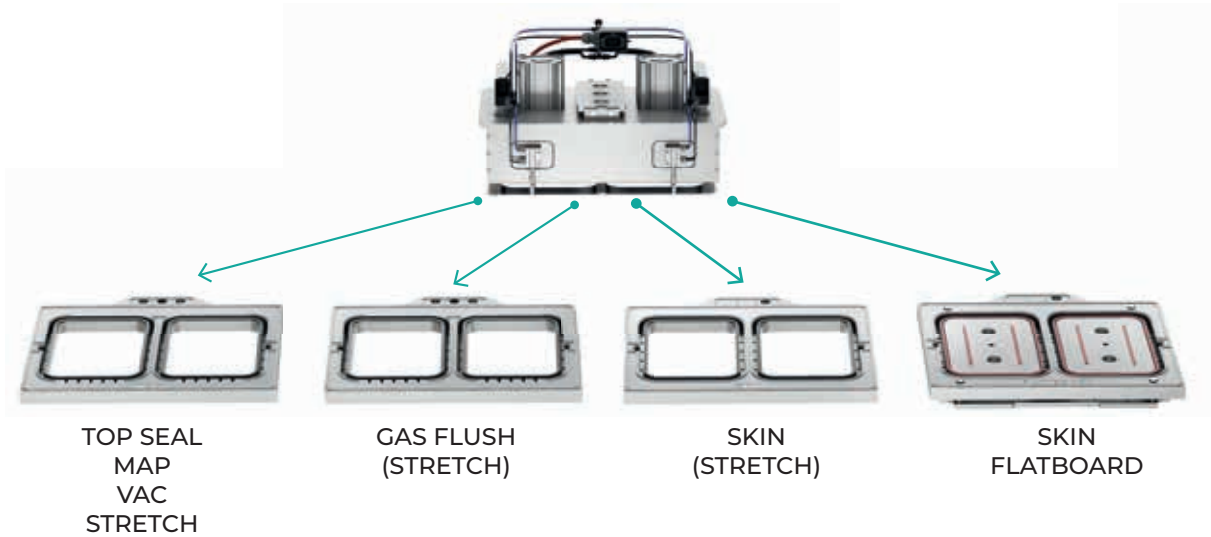


Italian Pack 
Packaging Machines Since 1988



1 TOOL - 7 TECHNOLOGIES

The new technological development allows, using a single mould, packaging in 7 technologies:



PACKAGING

With Different Technologies

TOP SEAL



GAS FLUSH



SKIN (PROTRUDING)



STRETCH



MAP



SKIN FLATBOARD



VAC



SKIN



TRAYS DIMENSION

STANDARD						
Max LxW	410 x 310	191,5 X 310	118,7 X 310	191,5 x 141,5	118,7 x 141,5	
Max Ø	310	191,5	118,7	141,5	118,7	
Max H	140	140	140	140	140	
XL						
Max LxW	565 x 340	269 X 340	170,3 X 340	269 x 156,5	179,3 x 156,5	
Max Ø	340	269	170,3	156,5	156,5	
Max H	140	140	140	140	140	

MORE INFO

