



CHAIN-VEY®

TUBULAR DRAG CONVEYING SYSTEMS

**THE BETTER
WAY TO CONVEY
COFFEE**



WWW.MPECHICAGO.COM

+1 773.254.3929 | SOLUTION@CHAINVEY.COM



THE MOST GENTLE & EFFICIENT
TRANSPORT AVAILABLE FOR VIRTUALLY ANY PRODUCT



180° TURNAROUND



PRODUCT INLET
With optional flow baffle




REMOVEABLE U-TRACK



OCTAGON BRUSH BOX
Inline chain and disc cleaning



180° DRIVE UNIT



DISC MATERIALS AND PERFORMANCE

- FDA approved UHMW discs
- Disc design options include direct over-molded onto stainless steel chain or split design with sanitary stainless steel compression rivet fastener
- Chain available in 301 stainless steel or ultra high strength hardened carbon alloy steel
- All chain has ultimate tensile strength of over 16,000 lb.

ROTARY DISCHARGE VALVE

Pneumatically actuated rotary valve allows for unobstructed product discharge



CHAIN-VEY®

A DIVISION OF MODERN PROCESS EQUIPMENT CORPORATION

3125 SOUTH KOLIN AVENUE • CHICAGO, ILLINOIS 60632 U.S.A.

TOTAL COFFEE SYSTEM SOLUTIONS



CHAIN-VEY CONVEYORS FOR ALL COFFEE APPLICATIONS

- Convey green, ground, and whole bean roasted coffee products gently

COFFEE GRINDERS FOR ALL GRIND TYPES

- Ultrafine / Turkish
- Espresso / Pads/Capsules
- Soluble / Extract
- Filter

COMPLETE COFFEE SYSTEMS & PLANTS

- Green bean unloading & cleaning
- Roasted coffee storage & degassing
- Automated weighing & blending

CHOOSE YOUR CONVEYING

CAPACITY

8 IN. 6 IN. 5 IN. 4 IN. 3 IN.


2,000 ft³/hr (56 m³/hr)

1,400 ft³/hr (40 m³/hr)

1,000 ft³/hr (28 m³/hr)

650 ft³/hr (18 m³/hr)

175 ft³/hr (5 m³/hr)



RELIABLE

SUPERMAX

CONNECTOR LINK SYSTEM

COMPARE OUR SYSTEM →

LET US HELP

Ask about our free product testing
and system design capabilities.

+1.773.254.3929 • SOLUTION@CHAINVEY.COM

THE MPE

CHAIN-VEY®

TUBULAR DRAG CONVEYOR

CONVEYS GREEN COFFEE, ROASTED WHOLE BEAN, AND GROUND COFFEE GENTLY, EFFICIENTLY, HORIZONTALLY AND VERTICALLY IN A DUST-TIGHT ENVIRONMENT WITHOUT PRODUCT DEGRADATION OR DECLASSIFICATION

CHAIN-VEY® BENEFITS:








- **MINIMIZES COFFEE BREAKAGE, DEGRADATION AND DECLASSIFICATION (SEGREGATION)**
- **FLEXIBLE: COMBINES HORIZONTAL AND VERTICAL TRANSPORT IN ONE SYSTEM**
- **CIP (CLEAN-IN-PLACE) CAPABILITIES FOR OPTIMUM SANITARY CONDITIONS**
- **ENERGY EFFICIENT**

SUPERIOR
CONVEYING



THE IDEAL CONVEYOR FOR FOODS AND BULK SOLIDS

CHAIN-VEY® vs. OTHER CONVEYOR METHODS

CONVEYOR DESIGN FEATURES							
CONVEYOR METHODS	MAINTAINS PARTICLE DISTRIBUTION (INTEGRITY)	AIR / DUST TIGHT	CLEAN-IN-PLACE (CIP)	ENERGY EFFICIENT	EXTENDED LENGTH CAPABILITY	LOW / NO MAINTENANCE	MULTIPLE INLETS / DISCHARGES
CHAIN-VEY®	✓	✓	✓	✓	✓	✓	✓
AUGER / ELEVATOR						✓	
BUCKET ELEVATOR	✓			✓			✓
DENSE PNEUMATIC		✓			✓		✓
DILUTE PNEUMATIC		✓			✓		✓

PROJECT MANAGEMENT & ENGINEERING FOR COFFEE PROCESS APPLICATIONS

MPE Systems Group combines the process knowledge and resources of an engineering firm with equipment fabrication and supply capabilities to provide quality coffee plant solutions.

From straight forward equipment upgrades to greenfield projects, MPE Systems Group is your trusted partner.



CHAIN-VEY®

A DIVISION OF MODERN PROCESS EQUIPMENT CORPORATION

3125 SOUTH KOLIN AVENUE • CHICAGO, ILLINOIS 60623 U.S.A.

WWW.CHAINVEY.COM • E: SOLUTION@CHAINVEY.COM • P: +1.773.254.3929 • F: +1.773.254.3935