


*"Sleep Better,
Live Better."*



ABOUT US

Since its establishment in 2011 as part of Al Mada United Holding, our journey towards leadership in mattress and comfort products manufacturing began with a clear focus on excellence and innovation. The company confidently entered the retail sector and soon expanded to launch its first mattress factory under the name Aamal Al Majd for Industry, using the latest technologies and equipment. To meet the growing demand and ensure high quality, Riyadh Foam Factory was established to produce various high-quality foams, followed by Back Rest Factory specializing in beds and comfortable chairs. We take pride in manufacturing 100% of our products in-house using fully Saudi-made materials, adhering to the highest global standards, committed to delivering products that meet customer needs and ensure comfort and luxury.



OUR BRANDS





COMPANY VISION

We aim to be the leader first choice in providing sleep and comfort solutions in the Kingdom and the region through continuous innovation, superior quality, and added value that enhances the quality of life for our customers. We are committed to supporting the national economy and realizing Saudi Vision 2030 for industry by offering locally manufactured products that meet the highest global standards, solidifying our position as a national company that actively contributes to sustainable development and economic prosperity.



COMPANY MISSION

Enhancing awareness of the importance of sleep quality and its positive impact on overall health by offering innovative and sustainable solutions that improve quality of life. We are dedicated to supporting the community by providing high-quality comfort products designed to meet the needs of our customers and enhance their well-being. We aspire to lead in promoting a culture of comfort and luxury in the Kingdom and beyond, with a long-term vision to deliver real value to everyone who chooses our products

WHY BACK CARE MATTRESSES ARE THE BEST CHOICE



Enhanced Sleep Experience

Designed for luxury and long-lasting comfort, our multi-layered high-quality foam provides exceptional support, ensuring restful sleep for all users.



Adaptive Support Technology

Tailored Comfort: Engineered for different sleep preferences, our mattresses adapt to various body contours, providing personalized support for an exceptional rest experience.



Advanced Climate Control

Climate-Control Comfort: Designed for superior airflow, our breathable materials regulate temperature for an optimal sleep experience across all environments.



Flexible Product Configurations

Customizable Solutions: Available in various sizes, firmness levels, and configurations to suit different sleep preferences and industry needs, ensuring the perfect fit for any setting.



Premium Craftsmanship & Value

Unmatched Quality & Comfort: Crafted for diverse needs, Back Care mattresses combine premium materials and advanced technology to deliver superior sleep experiences and long-lasting value.



Ergonomic Pressure Distribution

Ergonomic Design: Optimized for extended use, our mattresses evenly distribute body weight to reduce pressure points, ensuring a rejuvenating sleep experience.



Long-Term Performance & Durability

Built for High-Performance: Engineered for durability, our mattresses maintain their integrity and comfort, meeting the demands of frequent and extended use.



Seamless Procurement & Lifecycle Support

Hassle-Free Experience: From order placement to delivery, we ensure a smooth and efficient process, complemented by reliable after-sales support for long-term satisfaction.

TYPES OF MATTRESSES



Innerspring Mattresses

Innerspring mattresses are known for their classic coil support mechanism, which provides bounce and support. They're considered more popular because of their low cost and ability to keep you cool while sleeping due to their breathable construction.



Memory Foam Mattresses

Innerspring mattresses are known for their classic coil support mechanism, which provides bounce and support. They're considered more popular because of their low cost and ability to keep you cool while sleeping due to their breathable construction.



Hybrid Mattresses

Hybrid mattresses are the merged form of innerspring and memory foam mattresses. They possess the support of innerspring coils with the softness of memory foam or latex. They offer a good mix of support and cushioning, providing a wide range of sleep needs.



Double Mattresses

Double mattresses are often known as full-size mattresses. These are ideal for couples or even for single sleepers who want more room to spread out. These are popular options for guest rooms and smaller master suites.



Soft Mattresses

Hybrid mattresses are the merged form of innerspring and memory foam mattresses. They possess the support of innerspring coils with the softness of memory foam or latex. They offer a good mix of support and cushioning, providing a wide range of sleep needs.



Orthopedic Mattresses

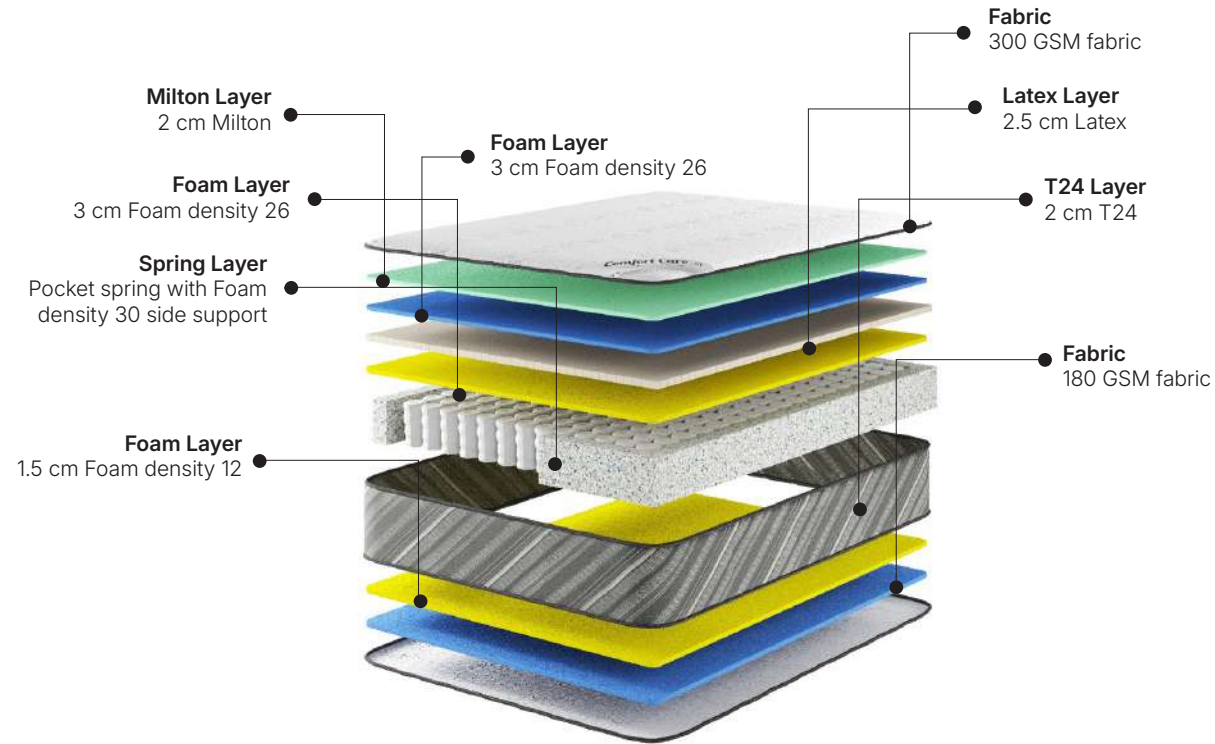
Double mattresses are often known as full-size mattresses. These are ideal for couples or even for single sleepers who want more room to spread out. These are popular options for guest rooms and smaller master suites.



Award Winning Mattress

Our award-winning mattresses, which are known for their great comfort, support, and durability. Luxe's meticulously made designs ensure the highest sleep quality for each type of sleepers.

COMFORT CARE ST



Mattress Hight
±28 cm



Border
6 cm Foam density
30 reinforced sides

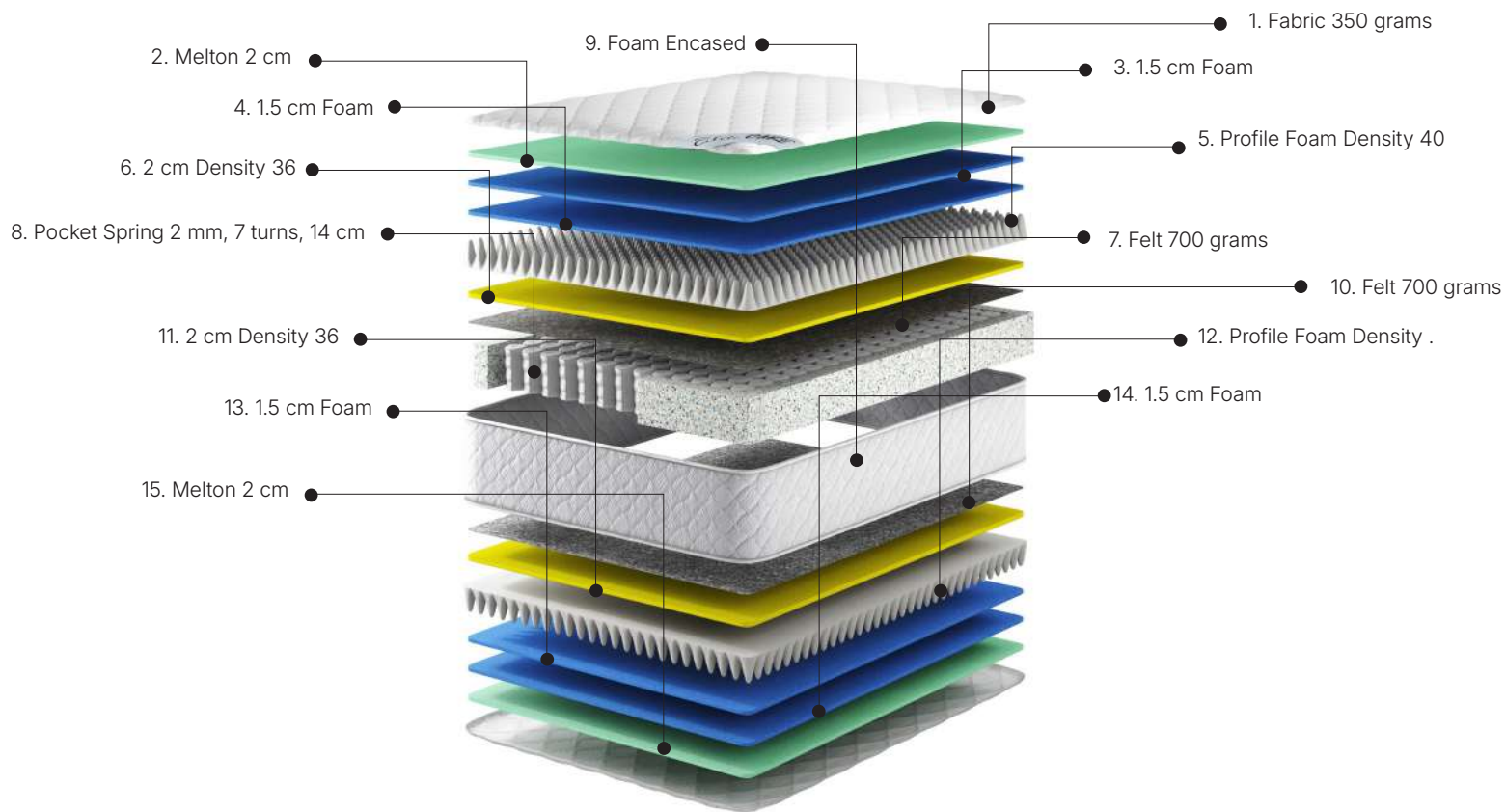


Spring Count
±250 springs per
sqm.



Extra Features

ELITE CARE - STD



Mattress Hight
±30 cm



Outer Fabric
High-quality knitted fabric, 350 GSM, flame retardant and anti-microbial.



Sides
Reinforced with PU-D30 foam border for stability.

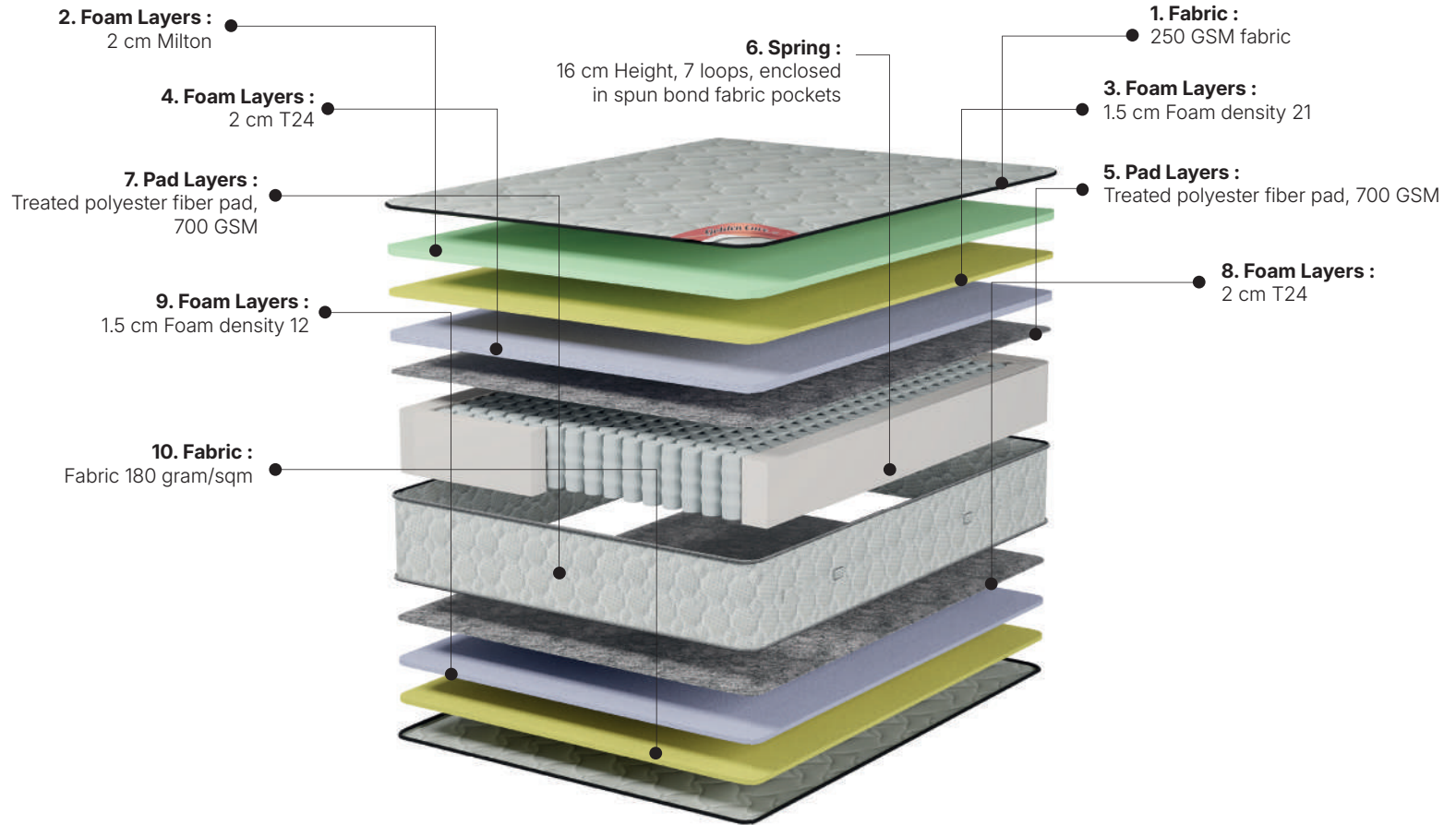


Reinforced Sides
PU-D30 foam frame for peripheral spring support.



Extra Features

GOLDEN CARE ST



Mattress Hight
±25 cm



Border
Framed 6 cm
Rebonded Foam
Incase density 60

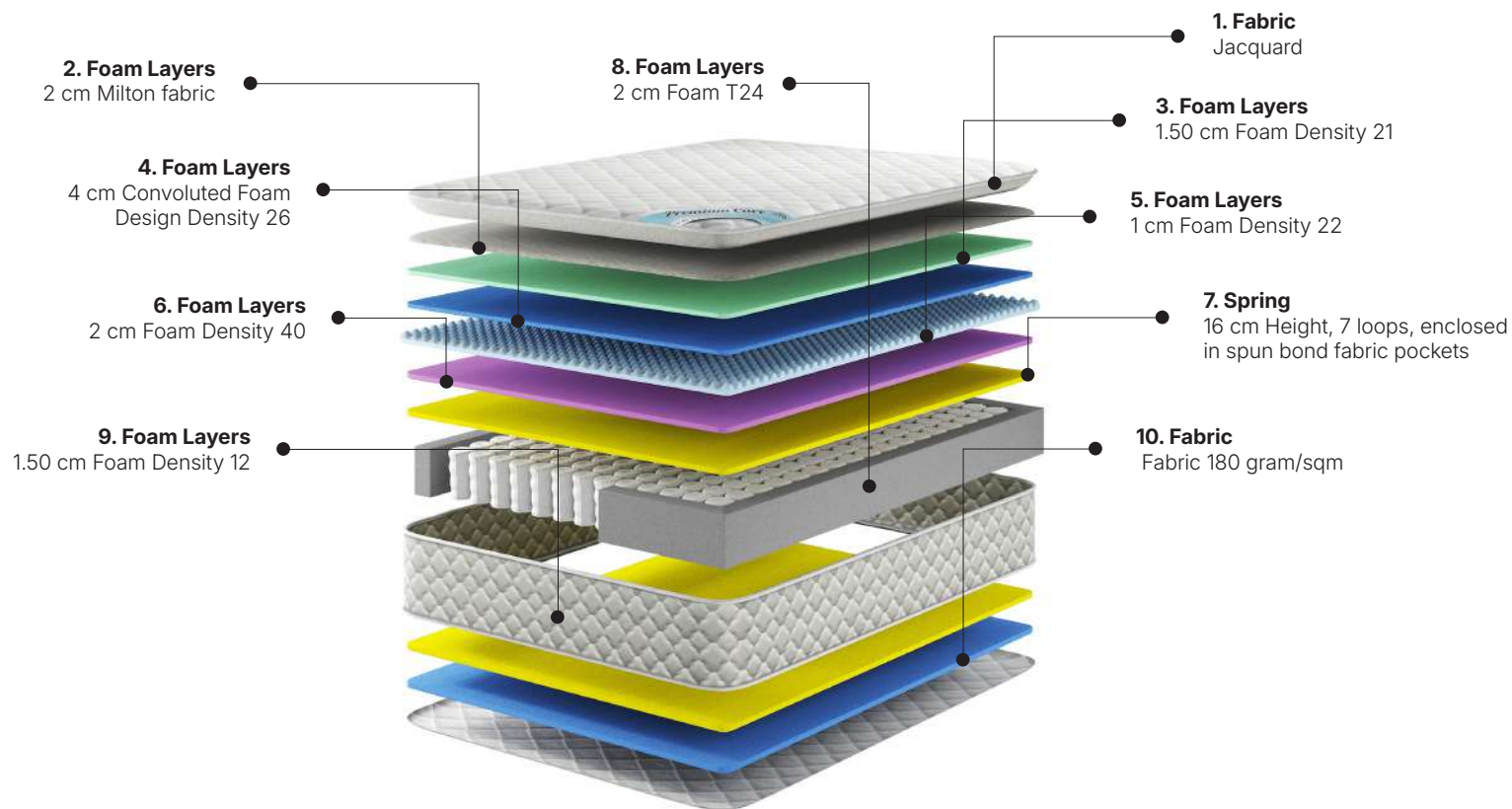


Spring Count
±250 springs per
sqm.



Extra Features

PREMIUM CARE PT



Mattress Hight
±28 cm



Border
Framed with 4 cm Foam
in case 30 density

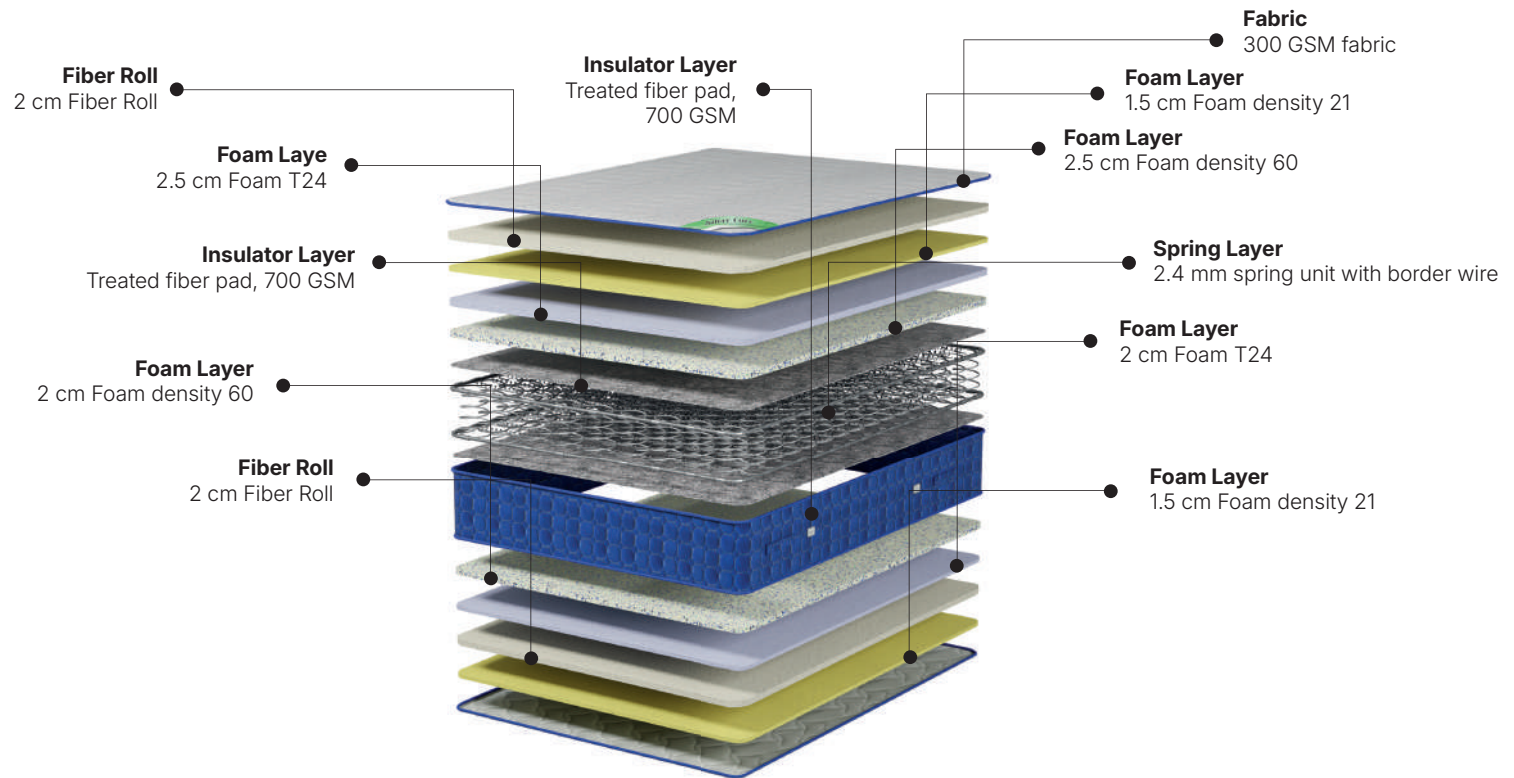


Spring Count
±250 springs per
sqm.



Extra Features

SILVER CLOUD ST



Mattress Height
±30 cm



Border
Border Wire



Extra Features



Recliner Chairs

provide ultimate comfort with adjustable backrests and footrests. Available in manual or electric models, they are perfect for relaxation, reducing strain, and enhancing your lounging experience.



MG-13



MG-13



MG-13



MG-15



MG-15



MG-15



MG-11



MG-11



MG-11



MG-12



MG-12



MG-12

