

CINCINNATI BASKETBALL

2 NATIONAL TITLES • 6 FINAL FOURS • 8 ELITE EIGHTS • 10 SWEET SIXTEENS • 33 NCAA TOURNAMENTS • 41 CONFERENCE CHAMPIONSHIPS

2019 AMERICAN ATHLETIC CONFERENCE TOURNAMENT CHAMPIONS

CINCINNATI (28-7, 14-4 AMERICAN) 2019 AMERICAN ATHLETIC CONFERENCE TOURNAMENT CHAMPIONS

SEASON HIGHLIGHTS

TEAM SUCCESS

- » Earned a 28-7 overall record, finishing second in the league at 14-4.
- » Cincinnati's 89 wins over the past three seasons are tied with Duke and Michigan for third most in the nation behind only Gonzaga (102) and Villanova (94).
- » Won the AAC Tournament for the second consecutive season, marking Cincinnati's first back-to-back conference tournament titles since 1995 (Great Midwest Conference) and 1996 (Conference USA).
- » Climbed into the AP Top 25 poll for five weeks during the season, marking the ninth time in the last 10 seasons the UC program has been ranked during the year.
- » Made ninth consecutive NCAA Tournament appearance – one of six schools along with Duke, Gonzaga, Kansas, Michigan State and North Carolina.
- » Recorded a 16-2 record in the first season back at Fifth Third Arena, averaging more than 11,000 fans per game.
- » Climbed to 13th in the nation with 1,816 all-time wins.
- » Won the Emerald Coast Classic in November.
- » Posted an 11-2 record this season in games decided by five points or less.

PLAYER ACCOMPLISHMENTS

- » **Jarron Cumberland** enjoyed a standout junior season, earning Associated Press Honorable Mention All-America honors and American Athletic Conference Player of the Year and American Tournament Most Outstanding Player accolades.
- » The unanimous first team All-AAC pick averaged 18.8 points, 4.4 rebounds and 3.6 assists for the season, scoring 20 or more points in 17 games.
- » Cumberland tallied 657 points in 2018-19, the 10th-most in a single season in school history to climb to 20th place on the all-time scoring chart with 1,363 points.
- » Cumberland finished the season ranked among the AAC's best in points (3rd at 18.8), three-pointers made (7th at 2.3), three-point field goal percentage (7th at .388), free throw percentage (10th at .773), assists (11th at 3.6), assist-to-turnover ratio (13th at 1.3), minutes played (14th at 32.5) and steals (15th at 1.1).
- » Cumberland has helped guide Cincinnati to an 88-18 record in games he has played.

- » **Justin Jenifer** wrapped a noteworthy UC career in 2018-19. The senior a standout junior season, led the conference in three-point shooting percentage at .444 (60 of 135). He made at least one three in 25 of his last 30. He ranked 13th in the league, averaging 1.8 three-pointers made.
- » Jenifer finished with a .398 (117 of 294) three-point shooting percentage for his career, ranking second in school history.
- » Jenifer was perfect from the field against SMU in the quarterfinals, making all six attempts, including a 5-of-5 effort from three-point range. It marked only the fourth time in school history that a Bearcat shot 100 percent from long range (with a minimum of five attempts). Jenifer made a career-high six three-pointers with 18 points against Tulsa (1/24).
- » Jenifer finished the season with a 3.9-to-1 assist-to-turnover ratio. He would have ranked third in the nation in the category but his assists average (2.9) finished just below the minimum average required by the NCAA (3.0). Jenifer had 98 assists with 25 turnovers in 2018-19.
- » Jenifer ranked among the winningest Bearcats in school history. Jenifer played in 110 victories during his UC career, behind only Steve Logan (111 from 1999-2002).
- » **Trevon Scott** earned American Championship All-Tournament team recognition, averaging 13.7 points and a team-high 9.3 rebounds during the three-game event. Scott posted a double-double against SMU in the quarterfinals, tallying 17 points and a game-high 12 rebounds.
- » Scott ranked among the league leaders in rebounds (7th at 6.9), defensive rebounds (9th at 4.5), offensive rebounds (7th at 2.3) and minutes played (19th at 30.6).
- » **Cane Broome** was named to the Emerald Coast Classic All-Tournament Team after scoring 21 points on 7-of-13 shooting against George Mason in the championship game.
- » Broome finished his career with 1,694, scoring 558 points at Cincinnati (2017-18 & 2018-19) and 1,136 points while at Sacred Heart (2014-15 & 2015-16).

2018-19 SCHEDULE/RESULTS

Day/Date	Opponent	TV	Time/Result
Thurs./Nov. 1	Tusculum (Exhibition)	Bearcats TV	W, 68-41
Wed./Nov. 7	Ohio State	ESPN2	L, 56-64
Tues./Nov. 13	North Carolina Central-1	FOX Sports Ohio	W, 73-51
Fri./Nov. 16	Milwaukee	ESPN3	W, 76-64
Mon./Nov. 19	Western Michigan-1	ESPN3	W, 78-52

EMERALD COAST CLASSIC (Niceville, Fla.)

Fri./Nov. 23	vs. George Mason-2	CBS Sports Network	W, 71-55
Sat./Nov. 24	vs. Ole Miss-2	CBS Sports Network	W, 71-57

Tues./Nov. 27	Arkansas-Pine Bluff	FOX Sports Ohio	W, 105-49
Sat./Dec. 1	at UNLV	CBS Sports Network	W, 65-61
Tues./Dec. 4	NKU	FOX Sports Ohio	W, 78-65
Sat./Dec. 8	Xavier-3	ESPN2	W, 62-47
Sat./Dec. 15	at No. 18 Mississippi State	SEC Network	L, 59-70
Wed./Dec. 19	UCLA	ESPN2	W, 93-64
Sat./Dec. 22	South Carolina State	FOX Sports Ohio	W, 77-56
Wed./Jan. 2	Tulane •	CBS Sports Network	W, 93-61
Sat./Jan. 5	at ECU •	CBS Sports Network	L, 71-73
Thurs./Jan. 10	at Tulsa •	ESPN2	[OT] W, 70-65
Sat./Jan. 12	UConn •	ESPN2	[OT] W, 74-72
Tues./Jan. 15	USF •	ESPNNews	W, 82-74
Sat./Jan. 19	at Wichita State •	CBS	W, 66-55
Thurs./Jan. 24	Tulsa •	ESPN2	W, 88-64
Sun./Jan. 27	at Temple •	CBS Sports Network	W, 72-68
Sat./Feb. 2	SMU •	CBS Sports Network	W, 73-68
Thurs./Feb. 7	at Memphis •	ESPN2	W, 69-64
Sun./Feb. 10	at No. 12 Houston •	ESPN	L, 58-65
Sun./Feb. 17	Wichita State •	ESPN	W, 72-62
Thurs./Feb. 21	UCF •	ESPN2	W, 60-55
Sun./Feb. 24	at UConn •	ESPN	W, 64-60
Wed./Feb. 27	at SMU •	CBS Sports Network	W, 52-49
Sat./Mar. 2	Memphis •	ESPNU	W, 71-69
Thurs./Mar. 7	at No. 25 UCF •	ESPN2	L, 55-58
Sun./Mar. 10	No. 12 Houston •	CBS	L, 69-85

AMERICAN CHAMPIONSHIP (MEMPHIS, TENN.)

Fri./Mar. 15	SMU (Qtrts)-4	ESPNU	W, 82-74
Sat./Mar. 16	Wichita State (Semis)-4	ESPN2	W, 66-63
Sun./Mar. 17	No. 11 Houston (Finals)-4	ESPN	W, 69-57

NCAA CHAMPIONSHIP

Fri./Mar. 22	Iowa (1st Rd)-5	CBS	L, 72-79
--------------	-----------------	-----	----------

Notes: All times listed are Eastern and subject to change. Home games in **boldface**.
(•) - Denotes American Athletic Conference game.

Key: ESPN/ESPN2 or ESPN2/ESPNU - Game times and/or television network information will be announced about two weeks prior.

1-Emerald Coast Classic (campus sites); 2-Emerald Coast Classic (The Arena at Northwest Florida State College); 3-Skyline Chili Crosstown Shootout; 4-American Championship (FedExForum); 5-NCAA Championship First/Second Round in Columbus, Ohio (Nationwide Arena).

2018-19 CINCINNATI NUMERICAL ROSTER

NO.	NAME	POS.	HT.	WT.	CLASS	EXP.	HOMETOWN/LAST SCHOOL
0	Logan Johnson	G	6-2	175	Fr.	HS	Mountain View, Calif./Saint Francis HS
2	Keith Williams	G	6-5	210	So.	1L	Brooklyn, N.Y./Bishop Loughlin Memorial
3	Justin Jenifer	G	5-10	175	Sr.	3L	Baltimore, Md./Milford Mill Academy
5	Trevor Moore	G	6-5	195	So.	1L	Houston, Texas/South Kent Prep (Conn.)
10	Rashawn Fredericks	G/F	6-5	200	Jr.	Tr.	St. Croix, Virgin Islands/Motlow State CC
11	LaQuill Hardnett	F	6-8	210	Fr.	HS	Philadelphia, Pa./Perry Hall HS
13	Trevon Scott	F	6-8	225	R-Jr.	2L	Townsend, Ga./McIntosh County Academy
15	Cane Broome	G	6-0	165	Sr.	1L	East Hartford, Conn./Sacred Heart
20	Mamoudou Diarra	F	6-9	215	R-Fr.	HS	Bamako, Mali/22 Feet Academy (S.C.)
22	Eliel Nsoseme	F/C	6-9	225	So.	1L	Kinshasa, Congo/RISE Centre Academy (Ontario, Canada)
24	Prince Gillam Toyambi	F	6-7	225	Fr.	HS	Kinshasa, Congo/Fresno HS (Calif.)
31	Sam Martin #	G	5-10	170	So.	1L	Cincinnati, Ohio/Summit Country Day
32	John Koz #	G	6-1	200	Jr.	2L	Cleveland, Ohio/Bay HS
33	Nysier Brooks	C	6-11	240	Jr.	2L	Philadelphia, Pa./Advanced Prep International (Texas)
34	Jarron Cumberland	G	6-5	205	Jr.	2L	Wilmington, Ohio/Wilmington HS

2018-19 CINCINNATI ALPHABETICAL ROSTER

NO.	NAME	POS.	HT.	WT.	CLASS	EXP.	HOMETOWN/LAST SCHOOL
33	Nysier Brooks	C	6-11	240	Jr.	2L	Philadelphia, Pa./Advanced Prep International (Texas)
15	Cane Broome	G	6-0	165	Sr.	1L	East Hartford, Conn./Sacred Heart
34	Jarron Cumberland	G	6-5	205	Jr.	2L	Wilmington, Ohio/Wilmington HS
20	Mamoudou Diarra	F	6-9	215	R-Fr.	HS	Bamako, Mali/22 Feet Academy (S.C.)
10	Rashawn Fredericks	G/F	6-5	200	Jr.	Tr.	St. Croix, Virgin Islands/Motlow State CC
11	LaQuill Hardnett	F	6-8	210	Fr.	HS	Philadelphia, Pa./Perry Hall HS
3	Justin Jenifer	G	5-10	175	Sr.	3L	Baltimore, Md./Milford Mill Academy
0	Logan Johnson	G	6-2	175	Fr.	HS	Mountain View, Calif./Saint Francis HS
32	John Koz #	G	6-1	200	Jr.	2L	Cleveland, Ohio/Bay HS
31	Sam Martin #	G	5-10	170	So.	1L	Cincinnati, Ohio/Summit Country Day
5	Trevor Moore	G	6-5	195	So.	1L	Houston, Texas/South Kent Prep (Conn.)
22	Eliel Nsoseme	F/C	6-9	225	So.	1L	Kinshasa, Congo/RISE Centre Academy (Ontario, Canada)
13	Trevon Scott	F	6-8	225	R-Jr.	2L	Townsend, Ga./McIntosh County Academy
24	Prince Gillam Toyambi	F	6-7	225	Fr.	HS	Kinshasa, Congo/Fresno HS (Calif.)
2	Keith Williams	G	6-5	210	So.	1L	Brooklyn, N.Y./Bishop Loughlin Memorial

- Walk-on

COACHING & SUPPORT STAFF

Head Coach: Mick Cronin (13th season at UC; 16th season overall)
Associate Head Coach: Darren Savino
Assistant Coaches: Antwon Jackson, Greg Youncofski
Assistant to the Head Coach: Mark Berger
Director of Student-Athlete Development: T.J. Wolf
Program Assistant: JaQuon Parker

Senior Associate AD/Medical Services: Bob Mangine
Director of Sports Performance: Mike Rehfeldt
Assistant Director of Equipment: Andy Frigge

PRONUNCIATION

NYSIER Brooks	nah-SEER
JARRON Cumberland	JAIR-in
MAMOUDOU DIARRA	MAMA-doo DEE-are-eh
John KOZ	rhymes with nose
ELIEL NSOSEME	A-lee-el SO-sem-may
TREVON Scott	TREY-vaughn
Prince Gillam TOYAMBI	toy-YAHM-bee

ROSTER INFORMATION

By State/Country

California	(1) Logan Johnson
Connecticut	(1) Cane Broome
Democratic Republic of Congo	(2) Eliel Nsoseme, Prince Gillam Toyambi
Georgia	(1) Trevon Scott
Mali	(1) Mamoudou Diarra
Maryland	(1) Justin Jenifer
New York	(1) Keith Williams
Ohio	(3) Jarron Cumberland, John Koz, Sam Martin
Pennsylvania	(2) Nysier Brooks, LaQuill Hardnett
Texas	(1) Trevor Moore
Virgin Islands	(1) Rashawn Fredericks

By Class

True Freshmen	(3) LaQuill Hardnett, Logan Johnson, Prince Gillam Toyambi
R-Freshmen	(1) Mamoudou Diarra
Sophomores	(4) Sam Martin, Trevor Moore, Eliel Nsoseme, Keith Williams
Juniors	(4) Nysier Brooks, Jarron Cumberland, Rashawn Fredericks, John Koz
R-Juniors	(1) Trevon Scott
Seniors	(2) Cane Broome, Justin Jenifer

By Height

6-11	(1) Nysier Brooks
6-9	(2) Mamoudou Diarra, Eliel Nsoseme
6-8	(2) LaQuill Hardnett, Trevon Scott
6-7	(1) Prince Gillam Toyambi
6-5	(4) Jarron Cumberland, Rashawn Fredericks, Trevor Moore, Keith Williams
6-2	(1) Logan Johnson
6-1	(1) John Koz
6-0	(1) Cane Broome
5-10	(2) Justin Jenifer, Sam Martin

CINCINNATI QUICK FACTS

GENERAL INFORMATION

Location	Cincinnati, Ohio 45221
Founded	1819
Enrollment	45,949
Nickname	Bearcats
Colors	Red (PMS: 186) and Black
Arena (Capacity)	Fifth Third Arena (12,012)
Affiliation	NCAA Division I
Conference	American
President	Dr. Neville G. Pinto
Director of Athletics	Mike Bohn
Faculty Representative	Dr. David M. Szymanski
Department of Athletics Phone	(513) 556-4603
Athletics Ticket Office Phone	(877) CATS-TIX

ATHLETIC COMMUNICATIONS

Asst. AD/Primary Basketball Contact	Andre Foushee
Office/Cell Phone	(513) 556-5182/(859) 797-7871
Email Address	Andre.Foushee@uc.edu
Assoc. Director/Secondary Basketball Contact	Alex Ryan
Office/Cell Phone	513-556-0618/(513) 623-9992
Email Address	Alex.Ryan@uc.edu
Press Row Phone	(513) 556-3800
Website	GoBearcats.com
Twitter, Facebook, Instagram	@GoBearcatsMBB or GoBearcatsMBB

BASKETBALL STAFF

Head Coach	Mick Cronin (Cincinnati 1997)
Basketball Office Phone	(513) 556-5847
Associate Head Coach	Darren Savino (Jersey City 1994)
Assistant Coach	Antwon Jackson (Pikeville College 1993)
Assistant Coach	Greg Youncofski (Cincinnati 2001)
Assistant to the Head Coach	Mark Berger (Cincinnati 2001)
Dir. of Student-Athlete Development	T.J. Wolf (Murray State 2007)
Program Assistant	JaQuon Parker (Cincinnati 2014)
Student Assistant	DerMarr Johnson
Sr. Assoc. AD/Medical Services	Bob Mangine (Pittsburgh 1973)
Dir. of Sports Performance	Mike Rehfeldt (St. Cloud St. 2005)

HISTORY

First year of basketball	1901-02
All-time record	1,816-1,015 (.641)
NCAA appearances/last	32/2018
All-time record	46-31 (.597)
National Championships	2/1961, 1962
Final Four appearances/last	6/1992
Elite Eight appearances/last	8/1996
Sweet 16 appearances/last	10/2012
Conference Regular-Season Championships/last	19/2018
Conference Tournament Championships/last	21/2018
Postseason NIT appearances/last	10/2010
All-time record	8-10 (.444)

TEAM INFORMATION

2017-18 Record	31-5
American Athletic Conference Record	16-2 (1st)
Starters returning/lost	2/3
Letterwinners returning/lost	11/4
Newcomers	4
Percentage of points returning	50.3 percent (1,345 of 2,674)
Percentage of rebounds returning	47.1 percent (607 of 1,289)
Percentage of assists returning	64.4 percent (367 of 570)



CINCINNATI IN THE NCAA CHAMPIONSHIP

- » Cincinnati made its 33rd overall appearance in the NCAA Tournament, ninth consecutive and 23rd in the past 28 seasons.
- » The Bearcats are one of six schools with nine-straight NCAA Tournament appearances (Duke, Gonzaga, Kansas, Michigan State and North Carolina).
- » Mick Cronin is one of six coaches to take his team to the NCAA Tournament in each of the last eight years, joining Mark Few (Gonzaga), Tom Izzo (Michigan State), Mike Krzyzewski (Duke), Bill Self (Kansas) and Roy Williams (North Carolina).
- » Cincinnati's current streak of nine consecutive NCAA Tournament appearances is the second longest in school history. Bob Huggins took UC to 14 consecutive tournaments from 1992-2005.
- » Cronin is now 6-9 in the NCAA Tournament with Cincinnati. He was 0-2 in two trips with Murray State (2004 & 2006).
- » Senior Justin Jenifer joined former Bearcats Gary Clark (2015-18), Troy Caupain (2014-17), Kevin Johnson (2014-17), Shaq Thomas (2013-2016), Jermaine Sanders (2012-2015), Sean Kilpatrick (2011-2014) and Justin Jackson (2011-2014) as Cronin-coached players to participate in four NCAA Tournaments during their careers.
- » Cincinnati is one of only five programs in the nation to play in three consecutive NCAA title games (1961-63), joining Ohio State (1960-62), UCLA (1967-73), Duke (1990-92) and Kentucky (1996-98). The Bearcats won the crown in 1961 and 1962 and were second in 1963.

TOURNAMENT TIP INS

- » Cincinnati was a No. 7 seed for the first time since 2005, also the last time they played Iowa. UC has been a No. 7 seed three times in its postseason history with a 2-3 overall record.
- » UC's 2019 NCAA Tournament appearance marked the third-straight year the Bearcats had been slotted into the south region and the fifth time overall. The Bearcats have an all-time mark of 6-5 in south and southeast region games. UC made an Elite Eight run in 1996 out of the southeast region.
- » The opening-round site at Nationwide Arena sits only 90 minutes from Fifth Third Arena. The Bearcats opened the 2018-19 season with a loss to Ohio State in the Buckeyes first trip to Cincinnati since 1920. UC hasn't played in Columbus since a 1924 win at Otterbein. The Bearcats football and men's basketball teams are scheduled to play in Columbus during the 2019-20 season, the first time that has happened since 1912.
- » It marked the first time since 2004 that UC played an NCAA Tournament game in the state of Ohio. That year the Bearcats were a four seed and defeated East Tennessee State (80-77) before falling to Illinois (92-68). Both games were played in Columbus, Ohio.
- » It marked the second consecutive NCAA Tournament that Cincinnati hadn't been shipped out west after playing in Sacramento, Calif. (2,229 miles) in 2017 and Spokane, Wash. (2,050 miles) in 2015 and 2016. Last year, the Bearcats were a No. 2 seed in Nashville, Tenn.
- » Cincinnati's last run to the Final Four came in 1992 in Minneapolis, Minn., where the Bearcats fell to Chris Webber and the Michigan Wolverines 76-72 in the national semifinals. That Bearcats squad also started their tournament run in Ohio (Dayton).

UC'S NCAA CHAMPIONSHIP RESULTS

1958	1-1	Midwest Regional—3rd place
1959	3-1	Midwest Regional—Champs
		Final Four—3rd place
1960	3-1	Midwest Regional—Champs
		Final Four—3rd place
1961	4-0	Midwest Regional—Champs
		Final Four—National Champs
1962	4-0	Midwest Regional—Champs
		Final Four—National Champs
1963	3-1	Midwest Regional—Champs
		Final Four—Runner-Up
1966	0-2	Midwest Regional—4th place
1975	2-1	Midwest Regional—3rd place
1976	0-1	Midwest Pre-Regional
1977	0-1	Midwest Pre-Regional
1992	4-1	Midwest Regional (No. 4 seed)
		Regional Champs
		Final Four—Semifinalist
1993	3-1	East Regional (No. 2 seed)
		Regional Runner-up
1994	0-1	West Regional (No. 8 seed)
1995	1-1	West Regional (No. 7 seed)
1996	3-1	Southeast Regional (No. 2 seed)
		Regional Runner-up
1997	1-1	Midwest Regional (No. 3 seed)
1998	1-1	West Regional (No. 2 seed)
1999	1-1	East Regional (No. 3 seed)
2000	1-1	South Regional (No. 2 seed)
2001	2-1	West Regional (No. 5 seed)
2002	1-1	West Regional (No. 1 seed)
2003	0-1	West Regional (No. 8 seed)
2004	1-1	Atlanta Regional (No. 4 seed)
2005	1-1	Austin Regional (No. 7 seed)
2011	1-1	West Regional (No. 6 seed)
2012	2-1	East Regional (No. 6 seed)
2013	0-1	Midwest Regional (No. 10 seed)
2014	0-1	East Regional (No. 5 seed)
2015	1-1	Midwest Regional (No. 8 seed)
2016	0-1	West Regional (No. 9 seed)
2017	1-1	South Regional (No. 6 seed)
2018	1-1	South Regional (No. 2 seed)
2019	0-1	South Regional (No. 7 seed)

UC AT THE NCAA CHAMPIONSHIP

Appearances: 33
 Record: 46-32 (.590)
 8 Elite Eight Appearances (1959-63, 1992, 1993, 1996)
 6 Final Four Appearances (1959-63, 1992)
 2 National Championships (1961, 1962)

RECORD BY REGION

Atlanta Regional: 1-1 Austin Regional: 1-1
 East Regional: 6-4 Midwest Region: 26-13
 South Regional: 3-4 Southeast Regional: 3-1
 West Regional: 6-8

RECORD BY SEED

No. 1 seed: 1-1 No. 2 seed: 9-5
 No. 3 seed: 6-3 No. 4 seed: 1-1
 No. 5 seed: 2-2 No. 6 seed: 4-3
 No. 7 seed: 2-3 No. 8 seed: 1-3
 No. 9 seed: 0-1 No. 10 seed: 0-1

RECORD BY LOCATION

Anaheim, Calif.: 0-1 Auburn Hills, Mich.: 1-1
 Boise, Idaho: 1-1 Boston, Mass.: 1-2
 Columbus, Ohio: 1-2 Dayton, Ohio: 2-0
 East Rutherford, N.J.: 1-1 Indianapolis, Ind.: 1-1
 Kansas City, Mo.: 2-0 Las Cruces, N.M.: 1-1
 Lawrence, Kan.: 7-1 Lexington, Ky.: 1-1
 Louisville, Ky.: 5-3 Lubbock, Texas: 1-2
 Manhattan, Kan.: 2-0 Minneapolis, Minn.: 0-1
 Nashville, Tenn.: 4-2 Ogden, Utah: 0-1
 Omaha, Neb.: 0-1 Orlando, Fla.: 2-0
 Pittsburgh, Pa.: 1-1 Philadelphia, Pa.: 0-1
 Sacramento, Calif.: 1-1 Salt Lake City, Utah: 1-2
 San Diego, Calif.: 2-0 San Francisco, Calif.: 1-1
 Spokane, Wash.: 0-2 Syracuse, N.Y.: 2-0
 Washington, D.C.: 1-1

TEAM SINGLE-GAME RECORDS

Points	101	v. UCLA, 2002
FG	43	v. DePaul, 1960
FGA	80	v. UCLA, 2002
FG Pct.	.628	v. Kansas State, 2017
3-FG	15	v. Connecticut, 1995
3-FGA	32	v. East Tenn. St., 2004
3-FG Pct	.579	v. Brigham Young, 2001
FT	27	v. Arkansas, 1958
FTA	39	v. Oregon State, 1963
FT Pct.	.900	v. Temple, 1996
Assists	24	v. Louisville, 1959
Rebounds	68	v. Texas Tech, 1961

INDIVIDUAL SINGLE-GAME RECORDS

Points	56	Oscar Robertson v. Arkansas, 1958
FG	21	Oscar Robertson v. Arkansas, 1958
FGA	36	Oscar Robertson v. Arkansas, 1958
3-FG	6	Nick Van Exel v. N. Carolina, 1993
3-FGA	14	Nick Van Exel v. N. Carolina, 1993
FT	14	Oscar Robertson v. Arkansas, 1958
FTA	19	Oscar Robertson v. Louisville, 1959
Assists	9	Oscar Robertson v. California, 1959
		Damon Flint v. Butler, 1997
Rebounds	20	Mike Franklin v. Notre Dame, 1975

CINCINNATI IN THE NCAA TOURNAMENT

CINCINNATI'S ALL-TIME RESULTS AT THE NCAA CHAMPIONSHIP

2019 -- Final Record: 28-7 -- Seed: No. 7

Head Coach: Mick Cronin

Captains: Cane Broome, Justin Jenifer

South Regional (Columbus, Ohio)

M22	Iowa	L	72-79
-----	------	---	-------

2018 -- Final Record: 31-5 -- Seed: No. 2

Head Coach: Mick Cronin

Captain: Gary Clark, Kyle Washington

South Regional (Nashville, Tenn.)

M16	Georgia State	W	68-53
-----	---------------	---	-------

M18	Nevada	L	73-75
-----	--------	---	-------

2017 -- Final Record: 30-6 -- Seed: No. 6

Head Coach: Mick Cronin

Captain: Troy Caupain, Kevin Johnson

South Regional (Sacramento, Calif.)

M 17	Kansas State	W	75-61
------	--------------	---	-------

M19	UCLA	L	67-79
-----	------	---	-------

2016 -- Final Record: 22-11 -- Seed: No. 9

Head Coach: Mick Cronin

Captain: Shaq Thomas, Octavius Ellis

West Regional (Spokane, Wash.)

M 18	Saint Joseph's	L	76-78
------	----------------	---	-------

2015 -- Final Record: 23-11 -- Seed: No. 8

Head Coach: Mick Cronin (led by Larry Davis)

Captain: Jermaine Sanders

Midwest Regional (Louisville, Ky.)

M 19	Purdue	W-ot	66-65
------	--------	------	-------

M 21	Kentucky	L	51-64
------	----------	---	-------

2014 -- Final Record: 27-7 -- Seed: No. 5

Head Coach: Mick Cronin

Captains: Justin Jackson, Sean Kilpatrick,

Titus Rubles

East Regional (Spokane, Wash.)

M 20	Harvard	L	57-61
------	---------	---	-------

2013 -- Final Record: 22-12 -- Seed: No. 10

Head Coach: Mick Cronin

Captains: Cashmere Wright, JaQuon Parker

Midwest Regional (Philadelphia, Pa.)

M 22	Creighton	L	63-67
------	-----------	---	-------

2012 -- Final Record: 26-11 -- Seed: No. 6

Head Coach: Mick Cronin

Captains: Yancy Gates, Dion Dixon

East Regional (Nashville, Tenn.)

M 16	Texas	W	65-59
------	-------	---	-------

M 18	Florida State	W	62-56
------	---------------	---	-------

East Regional Semifinal (Boston, Mass.)

M22	Ohio State	L	66-81
-----	------------	---	-------

2011 -- Final Record: 26-9 -- Seed: No. 6

Head Coach: Mick Cronin

Captains: Rashad Bishop, Larry Davis, Ibrahima Thomas,

Eddie Tyree, Darnell Wilks

West Regional (Washington, D.C.)

M 17	Missouri	W	78-63
------	----------	---	-------

M 19	Connecticut	L	58-69
------	-------------	---	-------

2005 -- Final Record: 25-8 -- Seed: No. 7

Head Coach: Bob Huggins

Captains: Jason Maxiell, Nick Williams

Austin Regional (Indianapolis, Ind.)

M 17	Iowa	W	76-64
------	------	---	-------

M 19	Kentucky	L	60-69
------	----------	---	-------

2004 -- Final Record: 25-7 -- Seed: No. 4

Head Coach: Bob Huggins

Captains: Jason Maxiell, Field Williams

Atlanta Regional (Columbus, Ohio)

M 19	East Tennessee St.	W	80-77
------	--------------------	---	-------

M 21	Illinois	L	68-92
------	----------	---	-------

2003 -- Final Record: 17-12 -- Seed: No. 8

Head Coach: Bob Huggins

Captain: Leonard Stokes

West Regional (Salt Lake City, Utah)

M 20	Gonzaga	L	69-74
------	---------	---	-------

2002 -- Final Record: 31-4 -- Seed: No. 1

Head Coach: Bob Huggins

Captains: Steve Logan, Immanuel McElroy

West Regional (Pittsburgh, Pa.)

M 15	Boston University	W	90-52
------	-------------------	---	-------

M 17	UCLA	L-2ot	101-105
------	------	-------	---------

2001 -- Final Record: 25-10 -- Seed: No. 5

Head Coach: Bob Huggins

Captains: Steve Logan, Kenny Satterfield

West Regional (San Diego, Calif.)

M 15	Brigham Young	W	84-59
------	---------------	---	-------

M 17	Kent State	W	66-43
------	------------	---	-------

West Regional Semifinals (Anaheim, Calif.)

M 22	Stanford	L	65-78
------	----------	---	-------

2000 -- Final Record: 29-4 -- Seed: No. 2

Head Coach: Bob Huggins

Captains: Kenyon Martin, Pete Mickeal

South Regional (Nashville, Tenn.)

M 17	UNC Wilmington	W	64-47
------	----------------	---	-------

M 19	Tulsa	L	61-69
------	-------	---	-------

1999 -- Final Record: 27-6 -- Seed: No. 3

Head Coach: Bob Huggins

Captains: Melvin Levett, Kenyon Martin

East Regional (Boston, Mass.)

M 12	George Mason	W	72-48
------	--------------	---	-------

M 14	Temple	L	54-64
------	--------	---	-------

1998 -- Final Record: 27-6 -- Seed: No. 2

Head Coach: Bob Huggins

Captains: D'Juan Baker, Bobby Brannen

West Regional (Boise, Idaho)

M 12	Northern Arizona	W	65-62
------	------------------	---	-------

M 14	West Virginia	L	74-75
------	---------------	---	-------

1997 -- Final Record: 26-8 -- Seed: No. 3

Head Coach: Bob Huggins

Captains: Darnell Burton, Damon Flint, Danny Fortson

Midwest Regional (Auburn Hills, Mich.)

M 13	Butler	W	86-69
------	--------	---	-------

M 15	Iowa State	L	66-67
------	------------	---	-------

1996 -- Final Record: 27-4 -- Seed: No. 2

Head Coach: Bob Huggins

Captain: Keith Gregor

Southeast Regional (Orlando, Fla.)

M 15	UNC Greensboro	W	66-61
------	----------------	---	-------

M 17	Temple	W	78-65
------	--------	---	-------

Southeast Regional Finals (Lexington, Ky.)

M 22	Georgia Tech	W	87-70
------	--------------	---	-------

M 24	Mississippi State	L	63-73
------	-------------------	---	-------

1995 -- Final Record: 23-11 -- Seed: No. 7

Head Coach: Bob Huggins

Captains: Curtis Bostic, LaZelle Durden,

Keith Gregor

West Regional (Salt Lake City, Utah)

M 16	Temple	W	77-71
------	--------	---	-------

M 18	Connecticut	L	91-96
------	-------------	---	-------

1994 -- Final Record: 22-10 -- Seed: No. 8

Head Coach: Bob Huggins

Captains: Curtis Bostic, Keith Gregor

West Regional (Ogden, Utah)

M 17	Wisconsin	L	72-80
------	-----------	---	-------

1993 -- Final Record: 27-5 -- Seed: No. 2

Head Coach: Bob Huggins

Captains: Tarrance Gibson, Terry Nelson

East Regional (Syracuse, N.Y.)

M 19	Coppin State	W	93-66
------	--------------	---	-------

M 21	New Mexico State	W	92-55
------	------------------	---	-------

East Regional Finals (East Rutherford, N.J.)

M 26	Virginia	W	71-54
------	----------	---	-------

M 28	North Carolina	L-ot	68-75
------	----------------	------	-------

1992 -- Final Record: 29-5 -- Seed: No. 3

NCAA Final Four

Head Coach: Bob Huggins

Captains: Anthony Buford, Herb Jones,

Mike Reicheneker

Midwest Regional (Dayton, Ohio)

M 20	Delaware	W	85-47
------	----------	---	-------

M 22	Michigan State	W	77-65
------	----------------	---	-------

Midwest Regional Finals (Kansas City, Mo.)

M 27	Texas-El Paso	W	69-67
------	---------------	---	-------

M 29	Memphis State	W	88-57
------	---------------	---	-------

Final Four (Minneapolis, Minn.)

A 4	Michigan	L	72-76
-----	----------	---	-------

1977 -- Final Record: 25-5

Head Coach: Gale Catlett

Captain: Gary Yoder

Midwest Regional (Omaha, Neb.)

M 12	Marquette	L	51-66
------	-----------	---	-------

1976 -- Final Record: 25-6

Head Coach: Gale Catlett

Captains: Mike Artis, Garry Kamstra,

Hal Ward

Midwest Regional (Lawrence, Kan.)

M 13	Notre Dame	L	78-79
------	------------	---	-------

1975 -- Final Record: 23-6

Head Coach: Gale Catlett

Captain: Steve Collier

Midwest Regional (Lubbock, Texas)

M 15	Texas A&M	W	87-79
------	-----------	---	-------

Midwest Regional Finals (Las Cruces, N.M.)

M 20	Louisville	L	63-78
------	------------	---	-------

M 22	Notre Dame	W	95-87
------	------------	---	-------

1966 -- Final Record: 21-7

Head Coach: Tay Baker

Captain: Don Rolfes

Midwest Regional (Lubbock, Texas)

M 11	Texas-El Paso	L-ot	76-78
------	---------------	------	-------

M 12	So. Methodist	L	84-89
------	---------------	---	-------

1963 -- Final Record: 26-2

NCAA Runner-Up

Head Coach: Ed Jucker

Captain: Tony Yates

Midwest Regional (Lawrence, Kan.)

M 15	Texas	W	73-68
------	-------	---	-------

M 16	Colorado	W	67-60
------	----------	---	-------

Final Four (Louisville, Ky.)

M 22	Oregon State	W	80-46
------	--------------	---	-------

M 23	Loyola (IL)	L-ot	58-60
------	-------------	------	-------

1962 -- Final Record: 29-2

NCAA Champions

Head Coach: Ed Jucker

Captain: Paul Hogue

Midwest Regional (Manhattan, Kan.)

M 16	Creighton	W	66-46
------	-----------	---	-------

M 17	Colorado	W	73-46
------	----------	---	-------

Final Four (Louisville, Ky.)

M 23	UCLA	W	72-70
------	------	---	-------

M 24	Ohio State	W	71-59
------	------------	---	-------

1961 -- Final Record: 27-3

NCAA Champions

Head Coach: Ed Jucker

Captains: Bob Weisenhahn, Carl Bouldin

Midwest Regional (Lawrence, Kan.)

M 17	Texas Tech	W	78-55
------	------------	---	-------

M 18	Kansas State	W	69-64
------	--------------	---	-------

Final Four (Kansas City, Mo.)

M 24	Utah	W	82-67
------	------	---	-------

M 25	Ohio State	W-ot	70-65
------	------------	------	-------

1960 -- Final Record: 28-2

NCAA Final Four

Head Coach: George Smith

<

BEARCATS SEASON ENDS WITH NCAA TOURNAMENT FIRST ROUND LOSS TO IOWA

- » COLUMBUS, Ohio -- Luka Garza scored 20 points, Jordan Bohannon made a three-point play during the Hawkeyes' closing surge and No. 10 seed Iowa rallied for a 79-72 victory over No. 7 seed Cincinnati.
- » After trailing most of the way, the Hawkeyes (23-11) rallied late for their first NCAA Tournament win in four years. Bohannon's big play with 1:07 left put Iowa up 73-64, and the league's most accurate foul shooter made one of two with 18 seconds left.
- » For Cincinnati, it was another early flameout. The Bearcats haven't made it past the opening weekend for seven straight years.
- » Justin Jenifer kept the Bearcats in the game with a career-high 19 points. Jarron Cumberland went 3 of 9 from beyond the arc and finished with 18 points. Nysier Brooks added 11 points while Trevon Scott had 10 points and a team-high seven rebounds.
- » The Hawkeyes missed eight of their first 10 shots, three of them from beneath the basket, and had four turnovers as Cincinnati pulled ahead 18-5. Cumberland had a layup and two assists during the spurt.
- » The Hawkeyes went to a zone defense that changed the pace, and Joe Wieskamp had a driving layup and a 3-pointer that helped the Hawkeyes close to 36-31 at the half. Bohannon's long 3 -- his only basket beyond the arc -- gave Iowa a lead early in the second half, but Cumberland matched with his first 3-pointer to put Cincinnati ahead, setting a back-and-forth pace.
- » Wieskamp hit another 3-pointer during an 11-2 surge that put the Hawkeyes ahead to stay. He finished with 19 points.

LOOKING BACK AT THE AAC CHAMPIONSHIP WIN OVER HOUSTON

- » MEMPHIS, Tenn. (AP) - With conference player of the year Jarron Cumberland running the show, No. 24 Cincinnati pulled away to win its second American Athletic Conference Tournament.
- » Cumberland had 33 points and eight rebounds as No. 24 Cincinnati won its second straight AAC tournament title, defeating No. 11 Houston 69-57 on Sunday.
- » Cane Broome finished with 15 points and Trevon Scott added 12 for Cincinnati (28-6), who had lost to Houston twice during the regular season, including 85-69 March 10 at Cincinnati. This time was different as the Bearcats shut down Houston's offense.
- » In the second half, Houston shot a mere 27.8 percent, including making 3 of 18 from 3-point range. That provided Cincinnati, the tournament's No. 2 seed, the opportunity to build a double-digit lead -- a margin that reached 15 three times in the final seven minutes.
- » Armoni Brooks led Houston (31-3) with 17 points and Corey Davis added 12 for the Cougars, who were the tournament's top seed.
- » While the Bearcat defense stifled Houston shooting in the second half, Cincinnati put the ball in the hands of Cumberland, voted the tournament's most valuable player, and he responded with 20 second-half points. Cumberland made 7 of 14 shots after halftime and also was 6 of 9 from the free throw line.

CUMBERLAND NAMED MVP; SCOTT TABBED TO ALL-TOURNAMENT TEAM

- » Jarron Cumberland earned tournament MVP honors at the Air Force Reserve American Championship, averaging 23.3 points, 6.0 and 4.3 assists. He scored 26 points with eight assists against SMU (3/15) in the quarterfinals and set an AAC Tournament championship game record, posting 33 points on 11-of-24 shooting against No. 11 Houston on Sunday.
- » Trevon Scott was named to the all-tournament team after averaging 13.7 points and a team-high 9.3 rebounds during the event. Scott posted a double-double against SMU in the quarterfinals, tallying 17 points and a game-high 12 rebounds.

CUMBERLAND: AAC PLAYER OF THE YEAR & UNANIMOUS FIRST TEAM ALL-AAC

- » UC junior guard Jarron Cumberland was named the 2018-19 American Athletic Conference Player of the Year and was tabbed a unanimous first-team All-AAC selection by the league's coaches on March 13.
- » It marked the second consecutive year a Bearcat received the league's top honor (Gary Clark in 2017-18) and the first time Cincinnati has won a conference player of the year honor in back-to-back seasons since Steve Logan in 2001 and 2002 (Conference USA).
- » Cumberland was one of three players in the league to earn unanimous first-team All-AAC honors along with Cory Davis Jr. of Houston and Jeremiah Martin of Memphis. The other first-team honorees were Temple's Shizz Alston Jr. and UCF's B.J. Taylor.
- » It marked the second consecutive season and third time in the league's six years that a Bearcat was tabbed a unanimous first-team all-league selection. UC All-Americans Gary Clark (2018) and Sean Kilpatrick (2014) also earned the distinction.
- » As a freshman, Cumberland was named to The American's All-Rookie Team and was the AAC's Co-Sixth Man of the Year in 2016-17.

TIP INS

- » **STRETCH OF REMARKABLE SUCCESS:** Cincinnati's 89 wins since the start of 2016-17 are the most in any three-year stretch in school history. The previous high was 85 wins compiled from 2000-2002.
- » **FIVE POINTS OR LESS:** Cincinnati finished 11-2 for the season in games decided by five points or less. Eleven conference games were decided within that margin.
- » **COMEBACK CATS:** Cincinnati's 82-74 win over SMU in the AAC Tournament quarterfinals marked the seventh time the Bearcats rallied from a deficit of eight or more points to earn a win. SMU led 29-21 at 7:37 in the first half.
- » **PERFECT JENIFER:** Cincinnati senior guard Justin Jenifer was perfect from the field against SMU in the AAC Tournament quarterfinals, making all six attempts, including a 5-of-5 effort from three-point range. It marked only the fourth time in school history that a Bearcat shot 100 percent from long range (with a minimum of five attempts) and the first occasion since Sean Kilpatrick went 5 for 5 against Wright State in 2010-11.

- » **JUST WIN BABY:** Jenifer ranks among the winningest Bearcats in school history. Jenifer played in 110 victories during his UC career, second most at Cincinnati behind only Steve Logan (111 from 1999-2002).
- » **NATIONAL STATS:** Cincinnati finished the season ranked among the nation's Top 30 in scoring defense (14th at 62.7), win-loss percentage (20th at .800), turnovers per game (15th at 10.4), offensive rebounds per game (20th at 12.8), turnover margin (23rd at +3.2) and rebound margin (30th at +5.0).
- » **AWAY FROM HOME:** Cincinnati is 25-9 (.758) in true road games and 40-14 (.741) in all non-home games (road and neutral site) since the start of the 2016-17 season.
- » Cincinnati finished 7-4 on the road this season, including a 6-3 mark in league road games. The Bearcats ended the year 5-1 in neutral site games.
- » **MAKING UGLY LOOK PRETTY:** Cincinnati shot only 26.6 percent (17 of 64) from the field in its 52-49 road win at SMU (2/27). It marked the lowest shooting percentage in a Bearcats win during the Mick Cronin era and the second lowest in the nation this season by a winning team. Charlotte shot 26.2 percent (11 of 42) in a 42-39 win over Longwood (11/19).
- » **HOME SWEET HOME VS. AAC:** Cincinnati is 49-5 in AAC home games since league formation (2013-14 campaign).
- » The Bearcats had won 25 consecutive AAC home games in Fifth Third Arena before their loss to Houston (3/10).
- » **400TH WIN AT FIFTH THIRD:** In a special season at Fifth Third Arena, the Bearcats recorded their 400th win all-time in the facility with a 60-55 victory over UCF (2/21).
- » Cincinnati has registered a 401-81 record (.832 win percentage) at the arena, while making 21 NCAA appearances, six Sweet 16 appearances, one Final Four appearance and winning 11 conference titles, since its opening for the 1989-90 campaign.
- » **OVERTIME NOTES:** Cincinnati recorded back-to-back overtime wins in January - rallying for a 70-65 overtime win at Tulsa (1/10) and holding on for a 74-72 overtime home victory against UConn (1/12) - for the first time since the 1996-97 season (W, 77-70 at Wisconsin [12/3/96] and W, 45-44 at home over Miami, Ohio [12/10/96]).
- » The Bearcats' current four-game win streak in overtime games is the longest in school history. They have won six of their last nine OT games dating back to the 2014-15 season.
- » UC's four-game win streak in overtime is the sixth longest in the nation. Marquette owns the nation's longest streak, having won 10 overtime games in a row. Complete list on page 15 of notes.
- » Mick Cronin's 15 overtime wins are the most in school history, passing Bob Huggins (14 overtime wins in 16 seasons).



GOLDEN STATE MAKES EVANS

A FIRST-ROUND PICK IN 2018 NBA DRAFT

- » Jacob Evans III was taken by the Golden State Warriors as the 28th pick in the first round of the 2018 NBA draft.
- » Evans became the 57th player in Cincinnati history chosen in the draft and the first since Lance Stephenson was selected by the Indiana Pacers as the 40th pick in the second round of the 2010 draft.
- » Evans was the first Bearcat drafted in the opening round since Jason Maxiell was chosen by the Detroit Pistons as the 26th pick overall in the 2005 draft.

BEARCATS IN THE NBA

FORMER UC PLAYER (YEARS)	NBA TEAM (YRS IN NBA)
Troy Caupain (2014-17)	Orlando Magic (First Year)*
Gary Clark (2015-18)	Houston Rockets (First Year)
Jacob Evans (2016-18)	Golden State Warriors (First Year)
Lance Stephenson (2010)	L.A. Lakers (Ninth Year)

*-Currently on a two-way contract with organization.

UNIVERSITY BICENTENNIAL



BOLDLY BEARCAT BICENTENNIAL

- » The University of Cincinnati celebrates its 200th anniversary in 2018-19.
- » UC is the 18th-oldest public institution in the United States and traces its origins to the founding of the Medical College of Ohio and Cincinnati College in 1819.
- » Reaching the historic milestone puts UC in prestigious company of other pioneering and enduring institutions. Home of the first cooperative education program, the nation's first teaching hospital, the oral polio vaccine, and the first antihistamine, it is rooted in innovation, grit, and tenacity to learn more, to be more and to do more.
- » Join UC as we mark this historic milestone of our first 200 years that have paved the way for our future, as we show the world that UC will lead urban public universities into a new era of innovation and impact.

AMONG THE WINNINGEST PROGRAMS OVER THE LAST THREE SEASONS

- » Cincinnati's 89 wins since the start of the 2016-17 season ranked third most in the nation behind only Gonzaga (102) and Villanova (94) at the end of the 2018-19 season.
- » The Bearcats began 2018-19 coming off the program's first back-to-back 30-win seasons, including a 31-5 mark in 2017-18 that tied the school record for most wins.
- » With 28 victories this season, Cincinnati's three-year total of 89 wins is the highest in school history.

MOST WINS SINCE THE START OF 2016-17 (THRU 2018-19 SEASON)

Rk	Team	16-17	17-18	18-19	Record (%)
1.	Gonzaga	37-2	32-5	33-4	102-11 (.903)
2.	Villanova	32-4	36-4	26-10	94-18 (.839)
T3. Cincinnati	30-6	31-5	28-7	89-18 (.832)	
T3.	Virginia	23-11	31-3	35-3	89-17 (.840)
T3.	Michigan	26-12	33-8	30-7	89-27 (.767)
T3.	Duke	28-9	29-8	32-6	89-23 (.795)
T7.	Kansas	31-5	31-8	26-10	88-23 (.793)
T7.	North Carolina	33-7	26-11	29-7	88-25 (.779)
T7.	Kentucky	32-6	26-11	30-7	88-24 (.786)
10.	Nevada	28-7	29-8	29-5	86-20 (.811)

AMONG THE NATION'S BEST AT HOME

- » Cincinnati finished the 2018-19 season with one of the nation's best home win percentages (.942) since the start of 2016-17 ranked first in the nation.
- » The Bearcats are 49-3 (.942) at home overall since the start of 2016-17. Cincinnati was 18-0 at Fifth Third Arena in 2016-17 and 15-1 at home during the 2017-18 campaign at BBGT Arena located on Northern Kentucky's campus. The venue served as Cincinnati's home while Fifth Third Arena was undergoing an \$87 million renovation.
- » UC was 16-2 at the new Fifth Third Arena in 2018-19.

BEST HOME WIN PERCENTAGE SINCE START OF 2016-17 (THRU 2018-19 SEASON)

Team	W-L	Win%
Gonzaga	48-2	.960
Nevada	42-2	.955
Cincinnati	49-3	.942
Purdue	46-3	.939
New Mexico State	46-3	.939
Florida State	45-3	.938
South Dakota State	40-3	.930
Duke	45-4	.918
Michigan State	45-4	.918

MOST HOME WINS SINCE START OF 2016-17 (THRU 2018-19 SEASON)

Team	Wins
Texas Tech	50
Cincinnati	49
Gonzaga	48
Kentucky	48
Louisville	47
Michigan	47
Saint Mary's	47
Houston	46
New Mexico State	46
Oregon	46
Purdue	46
Syracuse	44

GROWING COMFORT LEVEL

- » The 2018-19 saw several Bearcats step into greater levels of responsibility and leadership after serving as reserves a year ago.
- » UC returned two starters and 11 lettermen from 2017-18, but those with quality returning experience were hard to find.
- » Only two Bearcats who started the 2018-19 season opener against Ohio State entered the game with more than three career starts at Cincinnati - junior guard Jarron Cumberland (36 starts) and senior guard Justin Jenifer (33).
- » After playing behind forward Gary Clark (now with the Houston Rockets), guard Jacob Evans III (now with the Golden State Warriors) and forward Kyle Washington (now playing in the G League), players such as redshirt junior forward Trevon Scott, junior center Nysier Brooks and sophomore guard Keith Williams logged the most minutes of their careers in 2018-19.

INCREASING CONTRIBUTIONS IN 2018-19

NYSIER BROOKS	Career Prior	2018-19
Points/Game	2.5	8.1
Rebounds/Game	2.0	6.3
Minutes/Game	9.1	22.9
Starts	2	35
TREVON SCOTT	Career Prior	2018-19
Points/Game	3.1	9.3
Rebounds/Game	3.0	6.9
Minutes/Game	11.3	30.6
Starts	0	35
KEITH WILLIAMS	Career Prior	2018-19
Points/Game	3.1	9.9
Rebounds/Game	1.2	3.2
Minutes/Game	9.8	25.9
Starts	0	32

RETURNING HEADLINERS

#34 JARRON CUMBERLAND, G HONORS:

- 2019 AAC Tournament MOP
- 2019 American Athletic Conference Player of the Year
- 2019 First Team All-AAC (unanimous selection)
- 2019 USBWA All-District 5
- 2019 Jerry West Shooting Guard of the Year Award One of 10 Candidates
- 2019 Citizen Naismith Trophy Midseason Watch List
- 2019 Lute Olson Award Midseason Watch List
- AAC Player of the Week (4X THIS SEASON: 11/26/18, 12/24/18, 1/21/19, 1/28/19)
- AAC Weekly Honor Roll (5X: 3/4/19, 2/18/19, 2/11/19, 2/4/19, 1/14/19)
- 2018 Emerald Coast Classic MVP
- 2018-19 Preseason AAC First Team
- 2018-19 Jerry West Shooting Guard of the Year Watch List
- 2016-17 AAC All-Rookie Team
- 2016-17 AAC's Co-Sixth Man of the Year
- » **2018-19 SEASON NOTES:** Cumberland scored 20 or more points 17 times in 2018-19, including in 10 AAC games and two of three AAC Tournament games... He scored in double figures in 33 of 35 games in 2018-19... He led the Bearcats in scoring in 22 games this season, including 14 of 18 league games ... Cumberland led UC in points, rebounds and assists in three games in 2018-19.
- » **AAC TOURNAMENT MVP:** Cumberland grabbed tournament MVP honors averaging 23.3 points, 6.0 and 4.3 assists in Memphis, Tenn. He set an AAC Tournament championship game record, scoring 33 points on 11-of-24 shooting against No. 11 Houston.

- » **TOP PERFORMANCE:** Cumberland scored a career-high 34 points, shooting 9 of 20 from the field, 14 of 16 from the free throw line with four steals against USF (1/15).
- » **LEAGUE RANKINGS (SEASON):** Cumberland finished the season ranked among the AAC's best in points (3rd at 18.8), three-pointers made (7th at 2.3), three-point field goal percentage (7th at .388), free throw percentage (10th at .773), assists (11th at 3.6), assist-to-turnover ratio (13th at 1.3), minutes played (14th at 32.5) and steals (15th at 1.1).
- » **LEAGUE RANKINGS (AAC PLAY):** Cumberland finished league play ranked among AAC leaders in seven categories: points (3rd at 19.9), minutes played (4th at 35.1), assists (T8th at 4.0), free throw percentage (10th at .774), three-pointers made (10th at 2.2), assist-to-turnover ratio (10th at 1.4) and three-point percentage (13th at .364).
- » **CLUTCH SHOWINGS ON THE ROAD:** Cumberland had a hand in 10 of Cincinnati's 12 points in overtime in its 70-65 win at Tulsa (1/10). He scored five points and assisted on UC's other two baskets in the extra period. He finished the game with 14 points.
- » Cumberland also scored 16 of his game-high 25 points in the second half at Temple (Jan. 27) to help rally the Bearcats from a 14-point second-half deficit for a 72-68 victory. It marked UC's largest comeback win this season.
- » Cumberland scored nine of UC's last 11 points in the final 2:16 at Memphis (2/7), including two and-1s, to seal the 11-point second-half comeback.
- » He scored a game-high 27 points, including 16 in the second half at then-No. 12 Houston (2/10).
- » Cumberland scored eight of Cincinnati's last 10 points in the final 2:31 to claim a 52-49 win at SMU (2/27).
- » **NEWEST MEMBER OF 1,000-POINT CLUB:** Cumberland became the 53rd member of Cincinnati's 1,000-point club when he poured in a career-high 34 points against USF (1/15). He became the ninth Bearcat to join the club during the Cronin coaching era.
- » Cumberland finished 2018-19 in 20th place on UC's career scoring list with 1,363 points.
- » **600-POINT SEASON:** Cumberland scored 657 points in 2018-19. He ranked as the 14th player in school history to score 600 or more points in a season and the first since Sean Kilpatrick (701 in 2013-14).
- » **THREES IN A SEASON:** Cumberland finished with 80 three-pointers in 2018-19, sixth most during the Cronin era. He is one of only three players during the era to hit 77 or more threes in a season along with Deonta Vaughn (twice) and Sean Kilpatrick (three times).
- » **WINNING BEARCAT:** Cincinnati owns an 88-18 record in games Jarron Cumberland has played during his career.

MOST 20-POINT GAMES - SEASON (CRONIN ERA)

RK	NAME (YEAR)	POINTS
1.	Sean Kilpatrick (2013-14)	19
2.	Jarron Cumberland (2018-19)	17

MOST 20-POINT GAMES - CAREER (CRONIN ERA)

RK	NAME (YEARS)	POINTS
1.	Sean Kilpatrick (2011-14)	37
2.	Deonta Vaughn (2007-10)	27
3.	Jarron Cumberland (2017-Present)	20

MOST 30-POINT GAMES - SEASON (CRONIN ERA)

RK	NAME (YEAR)	POINTS
1.	Deonta Vaughn (2007-08)	3
T2.	Sean Kilpatrick (2012-13)	2
T2.	Jarron Cumberland (2018-19)	2

MOST 30-POINT GAMES - CAREER (CRONIN ERA)

RK	NAME (YEARS)	POINTS
1.	Deonta Vaughn (2007-10)	4
2.	Sean Kilpatrick (2011-14)	3
3.	Jarron Cumberland (2017-Present)	2

MOST POINTS IN A GAME (CRONIN ERA)

RK	NAME (YEARS)	POINTS
1.	Troy Caupain vs. UConn (3/11/16) - 40T	37
T2.	Sean Kilpatrick vs. Marquette (1/19/13)	36
T2.	Deonta Vaughn vs. Coastal Carolina (11/16/07)	36
T4.	Jarron Cumberland vs. USF (1/15/19)	34
T4.	Sean Kilpatrick vs. Memphis (3/6/14)	34
T4.	Deonta Vaughn vs. Notre Dame (2/4/09)	34
T4.	Deonta Vaughn vs. UConn (1/23/08)	34

MOST THREE-POINTERS - SEASON (CRONIN ERA)

RK	NAME (YEAR)	THREES
1.	Deonta Vaughn (2007-08)	97
2.	Sean Kilpatrick (2013-14)	93
3.	Sean Kilpatrick (2011-12)	92
4.	Sean Kilpatrick (2012-13)	82
5.	Deonta Vaughn (2008-09)	81
6.	Jarron Cumberland (2018-19)	80

POINTS (CAREER - CINCINNATI HISTORY)

RK	NAME (YEARS)	POINTS
1.	Oscar Robertson (1958-60)	2,973
2.	Sean Kilpatrick (2011-14)	2,145
3.	Steve Logan (1999-2002)	1,985
--		
16.	Gary Clark (2015-18)	1,462
17.	Dwight Jones (1980-83)	1,451
18.	Paul Hogue (1960-62)	1,391
19.	Bobby Austin (1979-1982)	1,385
20.	Jarron Cumberland (2017-Present)	1,363

#3 JUSTIN JENIFER, G

- » **PERFECT JENIFER:** Justin Jenifer was perfect from the field against SMU in the quarterfinals, making all six attempts, including a 5-of-5 effort from three-point range. It marked only the fourth time in school history that a Bearcat shot 100 percent from long range (with a minimum of five attempts) and the first occasion since Sean Kilpatrick went 5 for 5 against Wright State in 2010-11.
- » **THE LEAGUE'S BEST FROM THREE:** Jenifer led the conference in three-point shooting percentage at .444 (60 of 135). He made at least one three in 25 of his last 30.
- » Jenifer made a career-high six three-pointers with 18 points against Tulsa (1/24). He scored 14 points with four threes at Memphis (2/7). He tallied a career-high 19 points on 7-of-12 shooting with a trio of threes against Iowa (3/22) in the NCAA Tournament.
- » **FINISHED SECOND IN SCHOOL HISTORY:** Jenifer finished with a .398 (117 of 294) three-point shooting percentage for his career, ranking second in school history.
- » **LEAGUE RANKINGS (SEASON):** Jenifer ranked among the league leaders in three-point field goal percentage (1st at .444) and three-pointers made (13th at 1.8). His assist average (2.9) finished just below the AAC required 3.0 assists to be considered for assists and assists-to-turnover ratio rankings.
- » **TAKING CARE OF THE BALL:** Jenifer finished the season with a 3.9-to-1 assist-to-turnover ratio. He would have ranked third in the nation in the category but his assists average (2.9) finished just below the minimum average required by the NCAA (3.0). Jenifer had 98 assists with 25 turnovers in 2018-19.

- » Jenifer's 25 turnovers in 2018-19 were the fewest in The AAC among players listed among the leaders in assist-to-turnover ratio. He recorded only six multi-turnover games in 2018-19.
- » Jenifer matched a career high handing out nine assists with one turnover against Xavier (12/8). He handed out as many as six assists on two other occasions: N.C. Central (11/13) and at UNLV (12/1).
- » **JUST WIN BABY:** Jenifer ranked among the winningest Bearcats in school history. Jenifer played in 110 victories during his UC career, behind only Steve Logan (111 from 1999-2002).
- » **FOURTH NCAA APPEARANCE:** Jenifer joined former Bearcats Gary Clark (2015-18), Troy Caupain (2014-17), Kevin Johnson (2014-17), Shaq Thomas (2013-2016), Jermaine Sanders (2012-2015), Sean Kilpatrick (2011-2014) and Justin Jackson (2011-2014) as Mick Cronin-coached players to participate in four NCAA Tournaments during their careers.

#15 CANE BROOME, G

HONORS:

- AAC Weekly Honor Roll (2/25/19)
- 2018 Emerald Coast Classic All-Tournament Team
- » **2018-19 SEASON NOTES:** Cane Broome was Cincinnati's third-leading scorer at the AAC Tournament, averaging 10.0 points while shooting 54.5 percent from three-point range (6 of 11). He hit a season-high three three-pointers against No. 11 Houston.
- » **CLUTCH THREES AT UCONN:** Broome helped Cincinnati escape Hartford with a 66-60 win at UConn (2/24), hitting a pair of threes inside the final 1:29 of the second half. His second three from about 30 feet out gave the Bearcats a 62-58 lead with 12 seconds left.
- » **OUTSTANDING EFFORT AT TULSA:** Broome helped rally the Bearcats to a 70-65 overtime win at Tulsa (1/10). He scored Cincinnati's final 14 points of regulation, including a jumper with a foot on the three-point line that tied the score at 58 with 0.7 seconds left. He ended with 16 points on 6-of-12 shooting with a pair of threes and six assists.
- » **ALL-TOURNEY TEAM:** Broome was named to the Emerald Coast Classic All-Tournament team after scoring a game-high 21 points on 7-of-13 shooting against George Mason (11/23). It's the most points he has scored in a UC game.
- » Broome poured in 17 points on 6-of-7 shooting with three assists against Tulane (1/2/19) in his first start since the Milwaukee (11/16) game - a span of 10 games.
- » **1,694 CAREER POINTS:** Broome finished his college career with 1,694, scoring 558 points at Cincinnati (2017-18 & 2018-19) and 1,136 points while at Sacred Heart (2014-15 & 2015-16).
- » Transfer from Sacred Heart, who became eligible to play in 2017-18 after sitting out the 2016-17 campaign.

PREVIOUS HONORS:

- 2016 Player of the Year Northeastern Conference
- 2016 NEC First Team
- 2016 AP Honorable Mention All-American
- 2016 USBWA All-District I First Team
- 2016 All-ECAC First Team
- 2016 NABC All-District 18 First Team
- 2016 All-MET Basketball Writers' Assoc. First Team
- 2015 NEC All-Rookie Team
- » **NATIONAL NUMBERS:** Broome ranked eighth in the nation in scoring (23.1 points) in 2015-16. He led all active sophomores in the nation with 1,157 career points following the 2015-16 season.

#13 TREVON SCOTT, F

HONORS:

- 2019 American Championship All-Tournament Team
- » **PLAYING BIG AT LEAGUE TOURNAMENT:** Trevon Scott earned all-tournament team honors at the AAC Championship in Memphis, Tenn. He averaged 13.7 points and a team-high 9.3 rebounds during the event. Scott posted a double-double against SMU in the quarterfinals, tallying 17 points and a game-high 12 rebounds.
- » **LEAGUE RANKINGS (SEASON):** Scott ranked among AAC's leaders in rebounds (7th at 6.9), defensive rebounds (9th at 4.5), offensive rebounds (7th at 2.3) and minutes played (19th at 30.6).
- » **BIG STEP FORWARD IN 2018-19:** Trevon Scott more than tripled his point production from the 2017-18 season, scoring 326 points in 2018-19. He scored 110 points a year ago and 107 points during 2016-17.
- » Scott ranked among the team leaders in rebounds (1st at 6.9), minutes played (2nd at 30.6) and points (3rd at 9.3). He led UC on the boards in a team-best 19 games.
- » Scott poured in a team-high 20 points on 9-of-15 shooting with a pair of threes and nine rebounds at UCF (3/7).
- » **DOUBLE-DOUBLES:** Scott recorded all five of his career double-doubles in 2018-19: He poured in a career-high 22 points while grabbing 10 rebounds against Northern Kentucky (12/4). He also made a career-best 12 of 13 free throws against the Norse.
- » Scott tallied 13 points and a career-high 11 rebounds against Tulsa (1/24).
- » Scott posted 10 points and 10 rebounds against Xavier (12/8). He registered his first collegiate double-double with 15 points and 10 rebounds against Milwaukee (11/16).
- » **GRADUATION CEREMONY TO REMEMBER:** Scott earned his undergraduate degree in interdisciplinary studies in three and a half years in mid-December. Scott couldn't join in UC's commencement ceremonies on campus as the Bearcats were on the road to play Mississippi State. However, UC head coach Mick Cronin and the Bearcats created their own ceremony following the team's gameday shoot around at Humphrey Coliseum in Starkville. Cronin and Scott donned the traditional cap and gown and Cronin presented the redshirt junior with his degree.
- » **FAMILY AFFAIR:** Trevon Scott's twin sisters (identical) - Jada and Jadyn Scott - signed nation letters of intent on Wednesday, Nov. 14, to play for first-year Cincinnati women's basketball head coach Michelle Clark-Heard beginning in 2019-2020. The twins, both Top 40 wing prospects according to ESPN, attend Frederica Academy in Saint Simons Island, Ga.

#33 NYSIER BROOKS, C

- » **DURING AAC PLAY:** Nysier Brooks finished league play ranked among AAC leaders in offensive rebounds (2nd at 3.1), blocks (4th at 1.7) and rebounds (10th at 6.5).
- » **LEAGUE RANKINGS (SEASON):** Brooks ranked among AAC leaders in blocks (3rd at 1.5), offensive rebounds (4th at 2.7) and rebounds (11th at 6.3).
- » **REBOUNDS:** Brooks grabbed a career-high 12 rebounds in Cincinnati wins over SMU (2/27) and Memphis (3/2). He has led the Bearcats in rebounds in 15 games this season.
- » **BLOCKS:** Brooks matched a career-high with five blocks against Wichita State (2/17). He has at least two blocks in 17 games this season and at least one block in 27 games.
- » Nysier Brooks matched a career high scoring 17 points on 6-of-8 shooting from the field with six rebounds against UConn (1/12).



NEWLY RENOVATED FIFTH THIRD ARENA REOPENS

After a 20-month, privately-funded \$87-million renovation, Fifth Third Arena reopened in 2018-19 as the latest marker in the continued growth of University of Cincinnati basketball.

One of the winningest programs in the nation which boasts some of the most iconic players in the game now calls this amazing on-campus facility home.

Improvements to the new-look, 12,012-seat, arena include two 360-degree concourses with court-centric seating, new club seats, loge boxes and premium suites. The Arena Club, Champions Club and the Mercedes-Benz Courtside Club provide entertainment options for fans. State-of-the-art videoboards and ribbon boards raise the gameday experience to a new level while increased points-of-sale for concessions feature food options from some of Cincinnati's most famous restaurants.

New student-athlete amenities include new locker rooms, a film room, a hydrotherapy room and the Margaret K. Valentine Classroom creates more learning environments for the University.

What isn't expected to change though is the thrilling environment on game day featuring loud and intimidating student sections along both baselines and passionate, determined play on the court.

Originally tabbed the Myrl H. Shoemaker Center, it was named after the former Ohio lieutenant governor who was instrumental in securing state funding for the building while he was chairman of the Ohio House Finance Appropriations Committee. Shoemaker died in 1985.

Affectionately known as "The Shoe," the arena was renamed Fifth Third Arena at Myrl H. Shoemaker Center in 2004 in recognition of Fifth Third Bank's support of the Varsity Village facilities enhancement project. Fifth Third Bank remains a valued long-term campus-wide partner on numerous initiatives.

In 2002, the floor was named Ed Jucker Court in honor of the head coach who led Cincinnati to its two national titles in 1961 and 1962.

NEW ARENA FEATURES

- » Renovation of the building facade, entries and plazas, including the addition of an outdoor videoboard
- » Two 360-degree concourses and permanent lower bowl with court-centric seating and new chairback seating
- » New hospitality areas, including main and upper level concourse bars available to all fans and the addition of three exclusive clubs - the Arena Club, the Champions Club and the Mercedes-Benz Courtside Club
- » New upper-level concourse with its own fan amenities, including new restrooms, concessions and a specialty drink bar
- » Additional bars at the north end of the main and upper concourses - the Armory Bar and the Queen City Bar - that highlight UC Athletics' partnerships with Braxton, MadTree and Rhinegeist
- » New center-hung videoboard, ribbon boards, sound system and LED lighting to enhance game atmosphere
- » Increased points and sale for concessions including some of Cincinnati's favorite food options - Buffalo Wings & Rings, Frisch's, Skyline Chili and Taste of Belgium
- » Open entrance plaza with centralized ticketing and guest services along with the new Fan First Center

- » Brooks started all 35 games for UC in 2018-19 after only having two career starts prior. He averaged 22.9 minutes in 2018-19 after entering the season averaging 9.1 minutes for his career.
- » **DOUBLE-DOUBLES:** He posted 13 points and 12 rebounds against Memphis (3/2). He scored 15 points and had 10 rebounds against Western Michigan (11/19).
- » A game prior, Brooks registered 12 points on 5-of-5 shooting from the floor with 10 rebounds and a pair of blocks against Milwaukee (11/16).

#2 KEITH WILLIAMS, G

- » **2018-19 SEASON NOTES:** Moved into the starting lineup in the second game of the season and started 32 games during the season.
- » Williams has scored 10 or more points in 19 games.
- » **LEAGUE RANKINGS (SEASON):** Williams ranked among AAC leaders in blocks (11th at 0.9).
- » **LEAGUE RANKINGS (AAC PLAY):** Williams finished league play ranks among AAC leaders in free throw percentage (7th at .800), steals (10th at 1.2), blocks (13th at 0.8) and points (30th at 10.3).
- » The Brooklyn, N.Y., native scored a career-high 19 points on 8-of-13 shooting with a trio of three-pointers and four assists against UCLA (12/19).
- » Williams posted 16 points on 7-of-14 shooting with four rebounds and two blocks against Xavier (12/8).
- » Williams helped will the Bearcats to victory at UNLV (12/1), scoring 15 points on 5-of-10 shooting with a pair of threes to go with a career-high eight rebounds in 29 minutes.

CINCINNATI ANNOUNCES SERIES WITH TENNESSEE; ALSO WILL PLAY IOWA AT 2019 CHICAGO LEGENDS EVENT

- » Cincinnati announced on Dec. 11 a home-and-home series with Tennessee beginning next season in the Queen City.
- » Cincinnati will play host to Tennessee on Dec. 18, 2019 at Fifth Third Arena. The following season, the Bearcats will travel to Knoxville, Tennessee, to battle the Volunteers on Dec. 12, 2020 at Thompson-Boling Arena.
- » In early December, it also was announced that Cincinnati will play Iowa in the Chicago Legends event on Dec. 21, 2019 at the United Center. The matchup is part of a doubleheader that also features Dayton playing Colorado.

- SEASON NOTES -

FIFTH THIRD ARENA REOPENS

- » After a 20-month, privately funded \$87-million renovation Fifth Third Arena (capacity 12,012) reopened in 2018-19.
- » A record of more than 9,000 season tickets were sold for the 2018-19 campaign.
- » UC averaged 11,256 fans per game this season, the highest attendance average for the arena since 2003-04 (12,237).
- » The Bearcats have registered a 401-81 record (.833 win percentage) at the arena since its opening for the 1989-90 campaign. UC was 16-2 at home in 2018-19.

OVER THE LAST EIGHT-PLUS SEASONS

- » Cincinnati is one of six schools in the nation to have appeared in the last nine NCAA Tournaments, joining Duke, Gonzaga, Kansas, Michigan State and North Carolina.
- » **UC'S ACHIEVEMENTS OVER THE LAST 8-PLUS SEASONS:**
 - » 235-79 overall record (.748 win percentage)
 - » 86 wins in AAC play (league best)
 - » Won two AAC regular-season titles (2014 & 2018) and the 2018 AAC tournament championship.
 - » 138-22 home record (.863 win percentage), including a 49-3 mark since the start of 2016-17.
 - » Ranked in the AP Top 25 poll for 71 weeks.
 - » Ranked in the Top 25 nationally for scoring defense each of the past seven seasons.
 - » 24 all-conference awards won by 10 different players.
 - » Four former players signing with NBA teams (Troy Caupain, Gary Clark, Jacob Evans III and Sean Kilpatrick).

BEARCAT POINTS OF PRIDE

- » Cincinnati is one of six schools in the nation to have appeared in the last nine NCAA Tournaments, joining Duke, Gonzaga, Kansas, Michigan State and North Carolina.
- » Cincinnati's 33 NCAA Tournament appearances are tied for 12th most in the nation.
- » UC ranks 13th in the nation for most wins (1,816).
- » Cincinnati's 2017-18 squad tied the school record for wins in a season with 31. The Bearcats posted 30 wins in back-to-back seasons (2016-17 and 2017-18) for the first time in school history. UC has won 26 or more games in five of the last eight seasons and has won at least 22 games in each of the last nine seasons, including 2018-19.
- » Since the 2011-12 academic year, 24 of 27 UC men's basketball seniors have graduated including 15 straight. Redshirt junior Trevon Scott graduated in December while seniors Cane Broome and Justin Jenifer graduated in April.

CINCINNATI TRADITION - BY THE NUMBERS

- » 2 National Titles (1961, 1962)
- » 6 Final Fours (1959-63, 1992)
- » 8 Elite Eights (Last: 1996)
- » 11 Sweet Sixteens (Last: 2012)
- » 33 NCAA Tournament Appearances
- » 23 NCAA Tournament Appearances since 1992
- » 10 NIT Appearances
- » 29 Conference Regular-Season Titles (Last: 2018)
- » 12 Conference Tournament Titles (Last: 2019)
- » 1,816 all-time wins (13th in nation)
- » 31 All-Americans (Last: Gary Clark [2018])
- » 82 All-Conference Selections (Last: Jarron Cumberland [2019])
- » 57 NBA Draft Picks (Last: Jacob Evans III [2018])
- » 53 members of 1,000-point club
- » Ranked as the No. 10 program in the nation by the Associated Press in a 2017 ranking of school's with the most appearance in the AP poll.
- » 431 weeks ranked in AP Top 25
- » 212 weeks ranked in AP Top 10
- » 45 weeks ranked as AP No. 1
- » 2 Members of National Basketball Hall of Fame
 - Jack Twyman & Oscar Robertson
- » 2 Olympic Gold Medalists
 - Robertson (1960) & George Wilson (1964)

NCAA DIVISION I WINS - TOP 20 (THRU 2018-19 SEASON)

Rk	Team	Wins
1.	Kentucky	2,293
2.	Kansas	2,275
3.	North Carolina	2,262
4.	Duke	2,176
5.	Temple	1,926
6.	Syracuse	1,903
7.	UCLA	1,886
8.	Notre Dame	1,880
9.	St. John's	1,853
10.	Indiana	1,836
11.	BYU	1,829
12.	Utah	1,819
13.	Cincinnati	1,816
14.	Arizona	1,813
15.	Purdue	1,802
16.	Western Kentucky	1,794
17.	Texas	1,792
18.	Washington	1,791
T19.	Illinois	1,790
T19.	Penn	1,790

MOST DIVISION I COACHING WINS - UNDER AGE OF 50 (THRU 2018-19 SEASON)

Name (Team)	Age	Career W-L
1. Sean Miller (Arizona)	49	386-135
2. Mick Cronin (Cincinnati)	47	365-171
3. Matt Painter (Purdue)	48	345-167
4. Scott Drew (Baylor)	48	338-220
5. Brad Brownell (Clemson)	49	336-211
6. Travis Ford (Saint Louis)	48	332-274
7. Tony Bennett (Virginia)	49	325-122
8. Will Brown (Albany)	47	296-270

- Ages as of Nov. 1, 2018

AAC LEAGUE WINS - SINCE FORMATION (2013-14) (RECORDS THRU MARCH 10)

Rk	Team (First season in league)	W-L
1.	Cincinnati (2013-14)	86-22
2.	Houston (2013-14)	64-42
3.	Memphis (2013-14)	60-48
4.	Temple (2013-14)	59-48
5.	SMU (2013-14)	*57-39
6.	UConn (2013-14)	55-52
7.	Tulsa (2014-15)	54-36
8.	UCF (2013-14)	46-60

* - Vacated 12 wins from 2013-14 season

-GOBEARCATS.COM-



AWARDS

- » 2018 Sporting News National Coach of the Year
- » 2018 Naismith Trophy National Coach of the Year Semifinalist
- » 2014 American Athletic Conference Coach of the Year
- » 2014 NABC District 25 Coach of the Year
- » 2014 USBWA Henry Iba Award Finalist
- » 2006 Ohio Valley Conference Coach of the Year

NOTES & ACCOMPLISHMENTS

- » One of only six coaches to take his team to the NCAA Tournament in each of the last nine years, joining Mark Few (Gonzaga), Tom Izzo (Michigan State), Mike Krzyzewski (Duke), Bill Self (Kansas) and Roy Williams (North Carolina).
- » Leads the nation for most Division I wins (365) among active coaches age 47 or younger and ranks second in the same statistic among coaches under the age of 50.
- » Cincinnati has ranked among the nation's Top 25 in scoring defense each of the last seven seasons.
- » The Bearcats claimed the 2014 and 2018 American Athletic Conference regular-season crowns and the 2018 and 2019 AAC Tournament titles.
- » Murray State won the 2004 Ohio Valley Tournament crown and the 2006 OVC regular-season and tournament title.
- » Cronin has directed 11 teams to the NCAA Tournament as a head coach and advanced 16 teams to the Big Dance as a head coach or assistant.

CINCINNATI HEAD COACH MICK CRONIN

Mick Cronin's tenure as head basketball coach at the University of Cincinnati saw the rebirth of the Bearcats, rising from a program that featured only one returning scholarship player when he arrived in 2006-07 to one that recorded the first back-to-back 30-win seasons in school history (2016-17 and 2017-18); the most wins over a three-year period (89 from 2016-17 to 2018-19) in school history; won the 2018 American Athletic Conference regular-season and back-to-back AAC Tournament championships (2018 & 2019) and made its ninth consecutive appearance in the NCAA Tournament in 2019.

Cronin is one of six coaches in the nation to take his team to the NCAA Tournament each of the past nine seasons, along with Mark Few (Gonzaga), Tom Izzo (Michigan State), Mike Krzyzewski (Duke), Bill Self (Kansas) and Roy Williams (North Carolina).

Cronin was named the 2018 Sporting News Coach of the Year and a semifinalist for the Naismith Trophy National Coach of the Year Award last season.

The Cincinnati native and UC alumnus leads the nation in Division I wins (365) and total NCAA Tournament appearances (11) among active coaches his age (47-years old) or younger and ranks second in Division I wins among active coaches under the age of 50.

Built on toughness, tenacious defense and continuous all-out effort, Cronin's Bearcats rank as one of two programs (along with Virginia) to be listed among the nation's top 25 in scoring defense each of the past seven seasons.

Cronin has guided Cincinnati to two AAC regular season titles (2013-14 and 2017-18) in the five-year history of the league and directed the Bearcats to back-to-back AAC Tournament titles - UC's first back-to-back conference tournament title since 1995 (Great Midwest Conference) and 1996 (Conference USA).

At Murray State from 2004-2006, Cronin guided the Racers to two Ohio Valley Conference tournament titles and one regular-season crown while receiving OVC Coach of the Year distinction in 2006.

Along with his three seasons in Murray, Cronin compiled a 365-171 career record in 15 years as a college head coach, including a 296-147 mark at Cincinnati.

Cronin's rebuilding job at Cincinnati began immediately when his first squad featured only one returning starter for the 2006-07 campaign. He tirelessly went to work setting the culture necessary to building long-term success while competing within arguably the sport's toughest league - the old BIG EAST Conference.

Despite the surroundings, Cincinnati began the retooling process, becoming the only program from a major conference to improve its win total every season from 2007 to 2011, building from 11 wins in 2007 to 26 victories and a return to the NCAA Tournament in 2011.

Now a fixture at the Big Dance, Cincinnati can include itself among an elite list of six programs appearing in nine consecutive NCAA Tournaments, along with Duke, Gonzaga, Kansas, Michigan State and North Carolina.

NINE CONSECUTIVE TRIPS TO THE NCAA TOURNAMENT

2018-19: Despite losing AAC Player of the Year Gary Clark (Houston Rockets), Jacob Evans III (Golden State Warriors) and Kyle Washington (NBA G League), Cincinnati proved the naysayers wrong, winning 13 of its last 16 conference games to finish second in the league during the regular season. Behind Jarron Cumberland, UC's second AAC Player of the Year recipient in as many years, the Bearcats found ways to win, clawing out 11 victories by five points or less before claiming back-to-back league tournament titles for the first time since 1995 & 1996 with a win over No. 11 Houston.

2017-18: Cincinnati matched the school record for wins while posting a 31-5 overall record, marking the first time in program history the Bearcats posted 30 or more wins in back-to-back seasons. The Bearcats won their first outright regular-season league title since 2002 and their first conference tournament title since 2004. UC won 16 consecutive games and climbed to No. 5 in Associated Press poll while making its eighth consecutive appearance in the NCAA Tournament. Gary Clark won Associated Press honorable mention honors along with the American Athletic Conference Player of the Year, Defensive Player of the Year, American Championship Most Valuable Player and Sportsmanship awards. Clark and Jacob Evans III were tabbed AAC first team selections while Kyle Washington received honorable mention all-league accolades.

2016-17: Cincinnati achieved a 30-6 overall record, marking the second time in program history the Bearcats posted 30 wins in a season. UC advanced to the second round of the NCAA Tournament and tied the school record for league victories (16-2) while finishing second in the American Athletic Conference. The Bearcats also posted an 18-0 home record, the fourth undefeated season at Fifth Third Arena and were ranked in the national polls for 15 weeks during the season, a Cronin-era record high. The UC head coach also achieved a personal milestone, registering his 300th career victory against Tulsa on Feb. 18.

2015-16: Cincinnati won 11 of its final 15 games of the regular season, including a 61-54 win over then-No. 24 SMU, to register its sixth consecutive NCAA Tournament appearance. Junior Troy Caupain received first team all-conference accolades while sophomore Gary Clark was named the league's defensive player of the year and second-team all-conference honoree. The Bearcats finished 22-11 overall and tied for third in the league with a 12-6 mark.

2014-15: A young, inexperienced group of newcomers and role players overcame the loss of its head coach due to health reasons and banded together to register a 23-11 mark and achieve the program's first second-round NCAA Tournament appearance since 2012. UC finished third in the conference but swept league-winner SMU and registered a victory at second-place Tulsa (in the only meeting between the schools) to secure the school's fifth consecutive NCAA Tournament invite. The Bearcats outlasted Purdue 66-65 in overtime in the first round of the NCAA Tournament before falling to previously unbeaten Kentucky, 64-51.

2013-14: Cincinnati won a share of the inaugural American Athletic Conference regular-season crown, the program's first conference title since 2003-04, behind the efforts of AP All-American Sean Kilpatrick and league defensive player of the year Justin Jackson. Kilpatrick led The American with 20.6 points per game and Cronin was named The American's Coach of the Year in leading UC to a 27-7 record - its most wins since 2001-02. The Bearcats strung together 15 consecutive wins, including their first 11 league games. UC was listed among the top 15 teams in the AP poll during each of the last eight weeks of the regular season, climbing as high as seventh.

2012-13: Senior Cashmere Wright fought through nagging injuries and, along with fellow senior JaQuon Parker and junior Sean Kilpatrick, helped lead the Bearcats to a 22-12 overall record and third consecutive NCAA Tournament appearance. Wright finished his career as UC's all-time steals leader (198) and Cronin claimed his 200th career coaching win. The Bearcats ranked sixth nationally with 6.1 blocks per game.

2011-12: Cincinnati advanced to the NCAA Sweet 16, registered 26 wins for the second consecutive season and defeated a school-record eight nationally ranked teams, including No. 2 Syracuse in the semifinals of the BIG EAST Championship. The Bearcats posted a school-record 12 wins in the BIG EAST en route to tying for fourth place in the league standings and finishing as runners up in the league tournament. Yancy Gates capped off his career as one of only six players in program history to compile more than 1,400 points and 900 rebounds. The Bearcats outlasted Texas and Florida State before falling to Ohio State in the NCAA Tournament regional semifinals.

2010-11: Cincinnati won its first 15 games of the season and closed strong with five victories in its last six regular-season contests to secure its first NCAA Tournament appearance since 2005. Yancy Gates led the Bearcats with 11.9 points and 6.9 rebounds and Sean Kilpatrick was named to the BIG EAST All-Rookie team. UC defeated Missouri 78-63 before falling to eventual national champion UConn 69-58 in the second round of the NCAA Tournament. The Bearcats finished 26-9 overall.

PRIOR TO CINCINNATI

Success seems to follow Cronin, who came to Cincinnati after serving three years as head coach at Murray State (2004-06). As mentor of the Racers, Cronin compiled a 69-24 overall record while earning a pair of NCAA Tournament berths.

In his debut season as head coach, Cronin directed Murray State to a school-best 28-6 record, the Ohio Valley Conference Tournament championship and an NCAA Tournament appearance. His 28 wins were the sixth most in NCAA history for a first-year head coach at the time. He earned OVC Coach of the Year honors two seasons later, guiding Murray State to another OVC regular-season title, league tournament crown and NCAA Tournament appearance with a 24-6 mark in 2005-06.

Prior to Murray State, Cronin built a sterling reputation for his ability to evaluate and recruit top talent. In his stint at UC as an assistant coach for Bob Huggins from 1997-2001, Cronin recruited several top players, including NBA Draft selections Steve Logan (Golden State); DerMarr Johnson (Atlanta); Pete Mickeal (Dallas); Kenny Satterfield (Dallas); and Jason Maxiell (Detroit).

Following the 2000-01 season, Cronin became the associate head coach and recruiting coordinator at Louisville, under Rick Pitino. In his first year, Cronin helped attract a top-10 ranked recruiting class.

COMMUNITY INVOLVEMENT

Cronin's passion for success on the court also carries over to the local community where he is committed to making a difference. He currently serves as a board member on both the American Cancer Society in Cincinnati and the ACS's Coaches vs. Cancer program.

He also assists with a major fundraising event - Soul of the City Soiree - for Our Daily Bread that has generated more than \$100,000 multiple times to assist the soup kitchen and community center in Cincinnati.

Cronin also annually speaks with the Young Executive Group of the Catholic Inner-City Schools Education (CISE) Fund. The group raises money from area corporations to help give children from low income urban settings the opportunity to attend Catholic schools.

During the 2013-14 season, Cronin also wrote a column in the Cincinnati Enquirer highlighting the dangers of texting while driving as part of the AT&T sponsored "It Can Wait" campaign. He spotlighted the campaign again during an on-campus awareness event in October 2014.

PATH TO COACHING

Cronin has long held great pride in the Queen City, the University of Cincinnati and the sport of basketball. As a child growing up on the west side of town, he used to follow his father Harold "Hep" Cronin -- a highly successful local high school coach with more than 400 career wins -- around the gyms of Cincinnati. A product of LaSalle High School, Cronin had his playing career end sooner than expected due to a knee injury in high school.

That didn't stop his desire to find his place in basketball. While completing his undergraduate degree at UC, Cronin served as assistant varsity coach and head junior varsity coach at Woodward High School. He helped develop six players who went on to play Division I college basketball, including former Bearcat Damon Flint, who ranks among the top 25 scorers in program history.

Cronin made the jump from high school to college coaching during the 1996-97 season joining Huggins as video coordinator at UC. A year later, Cronin was elevated to an assistant coach for the Bearcats, setting the stage for his long tenure in college basketball.

Cronin resided in Cincinnati with his 12-year old daughter, Samantha.



CRONIN’S YEARLY COACHING RECORD

SEASON	SCHOOL (CONF.)	POSITION	RECORD/CONF.	POSTSEASON (RECORD)
1996-97	Cincinnati (C-USA)	Video Coordinator		
1997-98	Cincinnati (C-USA)	Asst. Coach	27-6/14-2	NCAA Second Round (1-1)
1998-99	Cincinnati (C-USA)	Asst. Coach	27-6/12-4	NCAA Second Round (1-1)
1999-00	Cincinnati (C-USA)	Asst. Coach	29-4/16-0	NCAA Second Round (1-1)
2000-01	Cincinnati (C-USA)	Asst. Coach	25-10/11-5	NCAA Regional Semifinals (2-1)
2001-02	Louisville (C-USA)	Assoc. Head Coach	19-13/8-8	NIT (1-1)
2002-03	Louisville (C-USA)	Assoc. Head Coach	25-7/11-5	NCAA Second Round (1-1)
2003-04	Murray State (OVC)	Head Coach	28-6/14-2	NCAA First Round (0-1)
2004-05	Murray State (OVC)	Head Coach	17-11/11-5	---
2005-06	Murray State (OVC)	Head Coach	24-7/17-3	NCAA First Round (0-1)
Murray State Totals		3 years	69-24/42-10	.742/.808
2006-07	Cincinnati (BIG EAST)	Head Coach	11-19/2-14	---
2007-08	Cincinnati (BIG EAST)	Head Coach	13-19/8-10	College Basketball Invitational (0-1)
2008-09	Cincinnati (BIG EAST)	Head Coach	18-14/8-10	---
2009-10	Cincinnati (BIG EAST)	Head Coach	19-16/7-11	NIT (1-1)
2010-11	Cincinnati (BIG EAST)	Head Coach	26-9/11-7	NCAA Second Round (1-1)
2011-12	Cincinnati (BIG EAST)	Head Coach	26-11/12-6	NCAA Regional Semifinals (2-1)
2012-13	Cincinnati (BIG EAST)	Head Coach	22-12/9-9	NCAA First Round (0-1)
2013-14	Cincinnati (American)	Head Coach	27-7/15-3	NCAA First Round (0-1)
2014-15	Cincinnati (American)	Head Coach	23-11/13-5	NCAA Second Round (1-1)
2015-16	Cincinnati (American)	Head Coach	22-11/12-6	NCAA First Round (0-1)
2016-17	Cincinnati (American)	Head Coach	30-6/16-2	NCAA Second Round (1-1)
2017-18	Cincinnati (American)	Head Coach	31-5/16-2	NCAA Second Round (1-1)
2018-19	Cincinnati (American)	Head Coach	28-7/14-4	
Cincinnati Totals		13th season	296-147/143-89	.668/.616
Head Coaching Totals		16th season	365-171/185-99	.681/.651

CRONIN’S RECORD AGAINST ALL OPPONENTS

SCHOOL	W-L	SCHOOL	W-L	SCHOOL	W-L
Alabama	1-0	Kansas State	1-0	Southern Illinois	1-2
Alabama State	2-0	Kennesaw State	1-0	SE Louisiana	1-0
Albany	1-0	Kentucky	0-1	Southern Miss	1-0
Appalachian State	1-0	Lipscomb	2-0	South Carolina State	1-0
Arkansas-Little Rock	1-0	Louisville	5-7	South Carolina Upstate	1-0
Arkansas-Pine Bluff	5-0	Marquette	3-4	South Dakota	1-0
Arkansas Tech	1-0	Marshall	2-1	St. Francis (Pa.)	2-0
Austin Peay	4-1	Maryland	1-0	St. John's	5-6
Belmont	0-1	Maryland Eastern Shore	1-0	Saint Joseph's	0-0
Bowling Green	2-1	Memphis	9-5	St. Mary's (Calif.)	0-1
Bradley	0-1	Miami (Ohio)	5-0	Stony Brook	1-0
Brown	1-0	Middle Tennessee	2-0	Syracuse	2-6
Buffalo	1-0	Milwaukee	1-0	Texas	1-0
Butler	0-2	Mississippi State	2-1	TCU	1-0
Cal-State Bakersfield	1-0	Mississippi Valley State	1-0	Temple	9-3
Cal-Davis	1-0	Missouri	1-1	Tennessee	0-1
Campbell	2-0	Morehead State	8-0	Tennessee State	5-1
Campbellsville	1-0	Morgan State	1-0	Tennessee Tech	3-2
Central Michigan	1-0	Mount St. Mary's	1-0	Tennessee-Martin	9-0
Charleston Southern	1-0	Nebraska	2-1	Texas A&M-CC	1-1
Chicago State	3-0	Nevada	0-1	Texas-San Antonio	2-0
Cincinnati	0-1	New Mexico	0-2	Texas Southern	3-0
Cleveland State	1-0	Norfolk State	1-0	Toledo	2-0
Coastal Carolina	2-0	North Carolina	0-1	Tulane	6-1
Coppin State	1-0	North Carolina A&T	1-0	Tulsa	7-1
Creighton	0-1	North Carolina Central	3-0	UAB	1-4
Dayton	1-1	NC State	3-1	UCF	9-2
Delaware State	2-0	Northern Kentucky	1-0	UCLA	2-1
DePaul	6-3	Northwestern State	1-0	UConn	14-13
East Carolina	5-2	Notre Dame	3-7	UMass Lowell	1-0
Eastern Illinois	6-1	Oakland	1-0	UNLV	2-0
Eastern Kentucky	6-1	Ohio	0-1	USC Upstate	2-0
Fairfield	1-0	Ohio State	0-3	USF	14-4
Fairleigh Dickinson	1-0	Oklahoma	2-0	Utah Valley	1-0
Florida	0-1	Ole Miss	1-1	Vanderbilt	1-0
Florida A&M	1-0	Oregon	1-0	Villanova	4-4
Florida State	1-1	Penn State	1-0	VCU	1-1
George Mason	1-0	Pittsburgh	4-8	Wagner	2-0
Georgetown	6-6	Prairie View A&M	1-0	Weber State	1-0
Georgetown College	1-0	Presbyterian	0-1	West Florida	1-0
George Washington	1-0	Providence	4-5	West Virginia	3-5
Georgia	1-0	Purdue	1-0	Western Carolina	3-0
Georgia Southern	1-0	Radford	1-0	Western Illinois	1-0
Georgia State	1-0	Rhode Island	0-1	Western Kentucky	1-1
Gonzaga	0-1	Rice	2-0	Western Michigan	1-0
Harvard	0-1	Richmond	1-0	Winthrop	1-0
High Point	1-0	Robert Morris	1-0	Wichita State	4-1
Houston	10-4	Rutgers	8-4	Wofford	0-1
Howard	1-0	Saint Joseph's	0-1	Wright State	3-0
Illinois	0-1	Samford	3-3	Wyoming	1-0
Illinois-Chicago	1-0	San Diego State	1-0	Xavier	5-8
Illinois State	0-1	Savannah State	2-0		
Iowa	0-1	Seton Hall	4-3		
Iowa State	2-1	SIU-Edwardsville	2-0		
IPFW	1-0	SMU	10-4		
Jacksonville State	6-0	SE Missouri State	5-2		

Possible 2018-19 opponents
in boldface

CINCINNATI’S DEFENSIVE NUMBERS UNDER CRONIN

CINCINNATI’S DEFENSIVE STATISTICS DURING THE MICK CRONIN ERA (13 SEASONS; 2007-2019)

YEAR	UC RECORD	OPP FGM-FGA	OPP FG%	OPP 3FGM-3FGA	OPP 3FG%	OPP PPG	GAMES ALLOWED <70 PTS	GAMES ALLOWED <60 PTS	GAMES ALLOWED <50 PTS	GAMES ALLOWED <40% FG	GAMES ALLOWED <35% FG	FORCED TURNOVERS	UC BLOCKS	UC STEALS
2006-07	11-19	685-1539	.445	231-612	.377	67.7	14	8	2	8	4	451	58	230
2007-08	13-19	717-1669	.430	209-621	.337	67.8	18	7	2	8	3	380	73	169
2008-09	18-14	752-1802	.417	186-581	.320	66.3	19	10	3	13	7	406	103	183
2009-10	19-16	807-1954	.413	230-676	.340	66.5	23	12	1	13	5	423	107	199
2010-11	26-9	735-1790	.411	171-529	.323	(9th) 59.6	30	18	7	17	7	492	129	258
2011-12	26-11	849-2063	.412	207-641	.323	(40th) 61.5	29	15	4	16	7	518	(44th) 170	(43rd) 298
2012-13	22-12	716-1851	(14th) .387	171-562	(34th) .304	(22nd) 59.0	30	18	3	16	9	452	(7th) 208	240
2013-14	27-7	690-1745	(19th) .395	182-568	.320	(4th) 58.4	31	19	6	19	8	485	(20th) 188	(24th) 268
2014-15	23-11	700-1804	(15th) .388	192-601	.319	(6th) 55.8	33	22	7	21	11	409	(11th) 185	222
2015-16	22-11	750-1907	(13th) .393	240-672	.357	(12th) 63.3	24	15	2	20	7	450	(9th) 192	(34th) 257
2016-17	30-6	767-1975	(9th) .388	264-765	.345	(8th) 61.3	26	17	3	19	10	476	(16th) 178	(32nd) 260
2017-18	31-5	739-1974	(2nd) .374	231-747	(8th) .309	(2nd) 57.5	30	22	8	24	15	514	(9th) 194	(32nd) 256
2018-19	28-7	766-1869	.410	284-800	.355	(14th) 62.7	28	12	3	13	5	476	155	214

National ranking in parentheses; Cronin-era bests in boldface

THE POLLS

ASSOCIATED PRESS POLL (MARCH 18)

Rk.	Team (First Place Votes)	
1	Duke (58)	1592
2	Virginia (5)	1497
3	North Carolina	1453
4	Gonzaga (1)	1398
5	Michigan State	1382
6	Tennessee	1270
7	Kentucky	1232
8	Michigan	1146
9	Texas Tech	1033
10	Florida State	1017
11	Houston	933
12	LSU	886
13	Purdue	727
14	Auburn	665
15	Buffalo	608
16	Virginia Tech	595
17	Kansas	590
18	Kansas State	529
19	Wofford	385
20	Nevada	361
21	Wisconsin	339
22	Cincinnati	335
23	Villanova	306
24	Iowa State	245
25	Utah State	73

OTHERS RECEIVING VOTES:

Marquette 63, Maryland 55, Mississippi St. 35, Murray St. 12, New Mexico St. 11, UCF 9, Louisville 8, VCU 4, Seton Hall 3, Old Dominion 2, Liberty 1.

USA TODAY COACHES POLL (APRIL 9)

Rk.	Team (First Place Votes)	
1	Duke (25)	744
1	Virginia (32)	800
2	Texas Tech	767
3	Michigan State	722
4	Duke	667
5	Auburn	665
6	Gonzaga	633
7	Kentucky	590
8	Purdue	563
9	North Carolina	552
10	Tennessee	535
11	Michigan	485
12	Houston	470
13	Florida State	409
14	Virginia Tech	384
15	LSU	313
16	Kansas	241
17	Buffalo	232
18	Wofford	205
19	Kansas State	171
20	Villanova	127
21	Oregon	117
22	Maryland	110
23	Nevada	105
24	Wisconsin	93
25	Iowa State	85

OTHERS RECEIVING VOTES:

UCF 79, **Cincinnati 62**, Murray State 39, Marquette 31, Washington 26, Baylor 21, Iowa 18, Utah State 14, UC Irvine 11, Oklahoma 11, Louisville 8, Liberty 8, Ohio State 7, Arizona State 6, Seton Hall 6, Mississippi State 6, Florida 2, Minnesota 2, Texas 2.

CINCINNATI'S WEEKLY RANKINGS

Associated Press	Week	USA Today
RV	Preseason	RV
--	Nov. 12	No Poll
--	Nov. 19	--
--	Nov. 26	--
--	Dec. 3	RV
RV	Dec. 10	RV
RV	Dec. 17	RV
RV	Dec. 24	RV
RV	Dec. 31	RV
--	Jan. 7	--
RV	Jan. 14	--
RV	Jan. 21	RV
RV	Jan. 28	RV
25	Feb. 4	23
RV	Feb. 11	RV
RV	Feb. 18	25
23	Feb. 25	22
20	Mar. 4	19
24	Mar. 11	23
22	Mar. 18	24
No Poll	Apr. 9	RV

2018-19 AMERICAN ATHLETIC CONFERENCE

2018-19 AMERICAN CONFERENCE STANDINGS (FINAL)

Team	AAC	Pct.	Overall	Pct.
Houston	16-2	.889	33-4	.892
Cincinnati	14-4	.778	28-7	.800
UCF	13-5	.722	24-9	.727
Temple	13-5	.722	23-10	.697
Memphis	11-7	.611	22-14	.611
Wichita State	10-8	.556	22-15	.595
Tulsa	8-10	.444	18-14	.563
USF	8-10	.444	24-14	.632
UConn	6-12	.333	16-17	.485
SMU	6-12	.333	15-17	.469
ECU	3-15	.167	10-21	.323
Tulane	0-18	.000	4-27	.129

2019 AMERICAN CHAMPIONSHIP FEDEXFORUM • MEMPHIS, TENN.

First Round - Thursday, March 14

Game 1: No. 9 UConn 80, No. 8 USF 73
Game 2: No. 5 Memphis 83, No. 12 Tulane 68
Game 3: No. 10 SMU 74, No. 7 Tulsa 65
Game 4: No. 6 Wichita State 73, No. 11 ECU 57

Quarterfinals - Friday, March 15

Game 5: No. 1 Houston 84, No. 9 UConn 45
Game 6: No. 5 Memphis 79, No. 4 UCF 55
Game 7: No. 2 Cincinnati 82, No. 10 SMU 74
Game 8: No. 6 Wichita State 80, No. 3 Temple 74

Semifinals - Saturday, March 16

Game 9: No. 1 Houston 61, No. 5 Memphis 58
Game 10: No. 2 Cincinnati 66, No. 6 Wichita State 63

Final - Sunday, March 17

Game 11: No. 2 Cincinnati 69, No. 1 Houston 57

CINCINNATI IN THE AMERICAN 2018-19 TEAM STATISTICS (MARCH 17)

CATEGORY	[*NATIONAL] LEAGUE RANK (STAT)
Scoring	9th (71.7)
Scoring Defense	[14th] 2nd (62.7)
Scoring Margin	[32nd] 2nd (+9.0)
Free Throw Pct.	5th (.704)
Field Goal Pct.	8th (.432)
Field Goal Pct. Defense	[32nd] 3rd (.410)
3-Pt Field Goal Pct.	3rd (.345)
3-Pt Field Goal Pct. Defense	12th (.355)
Rebounding Offense	7th (36.1)
Rebounding Defense	1st (31.1)
Rebounding Margin	[30th] 3rd (+5.0)
Blocked Shots	2nd (4.4)
Assists	9th (13.3)
Steals	6th (6.1)
Turnover Margin	[23rd] 2nd (+3.17)
Assist-to-Turnover Ratio	3rd (1.3)
Offensive Rebounds	[20th] 2nd (12.8)
Defensive Rebounds	12th (23.3)
3-Pt Field Goals Made	11th (6.6)

INDIVIDUAL STATISTICS

PLAYER	[*NATIONAL] LEAGUE RANK (STAT)
Scoring	
Jarron Cumberland	3rd (18.8)
Rebounding	
Trevon Scott	7th (6.9)
Nysier Brooks	11th (6.3)
Field Goal Percentage	
Trevon Scott	15th (.472)
Assists	
Jarron Cumberland	11th (3.6)
Free Throw Percentage	
Jarron Cumberland	8th (.773)
Steals	
Jarron Cumberland	15th (1.1)
Three-Point Field Goal Percentage	
Justin Jenifer	1st (.444)
Jarron Cumberland	7th (.388)
Three-Point Field Goals Made	
Jarron Cumberland	7th (2.3)
Justin Jenifer	13th (1.8)
Blocked Shots	
Nysier Brooks	3rd (1.5)
Keith Williams	11th (0.9)
Assist-Turnover Ratio	
Jarron Cumberland	13th (1.3)
Offensive Rebounds	
Nysier Brooks	4th (2.7)
Trevon Scott	7th (2.3)
Defensive Rebounds	
Trevon Scott	9th (4.5)
Minutes Played	
Jarron Cumberland	14th (32.5)
Trevon Scott	19th (30.6)

*National rankings (thru 4/6/19) are in brackets.

CINCINNATI'S RECORD WHEN

	06-07	07-08	08-09	09-10	10-11	11-12	12-13	13-14	14-15	15-16	16-17	17-18	18-19	TOTAL
Home games	10-8	10-7	13-5	13-5	15-3	14-4	13-5	18-1	15-3	14-3	18-0	15-1	16-2	182-46
Away games	0-9	3-11	4-7	2-9	7-4	7-5	5-5	7-3	6-5	6-6	9-3	9-2	7-4	72-73
Neutral site games	1-2	0-1	1-2	4-2	4-2	5-2	4-2	2-3	2-3	2-2	3-3	7-2	5-1	40-27
Conference games	2-14	8-10	8-10	7-11	11-7	12-6	9-9	15-3	13-5	12-6	16-2	16-2	14-3	142-88
vs. Top 25 teams	0-4	2-5	1-7	3-6	3-7	8-4	2-8	4-2	2-1	1-3	2-5	2-4	1-4	31-60
Overtime games	2-0	1-1	2-1	0-3	1-0	1-2	2-1	0-0	2-1	0-3	2-0	0-0	2-0	15-12
Lead at halftime	6-1	10-3	11-3	13-4	25-0	18-3	15-3	23-1	17-3	19-5	24-2	26-2	23-1	329-31
Trail at halftime	4-17	3-15	6-11	4-11	0-9	7-8	7-9	1-6	5-8	1-6	5-2	5-3	4-6	52-111
Tied at halftime	1-1	0-1	1-0	2-1	1-0	1-0	0-0	3-0	1-0	2-0	1-2	0-0	1-0	14-5
Lead with 10:00 left	10-1	9-1	14-1	13-3	26-0	18-4	19-1	23-1	20-3	22-3	27-1	26-1	24-1	305-21
Trail with 10:00 left	1-18	1-18	3-13	6-11	0-9	7-7	3-9	3-6	3-8	0-7	3-5	4-4	4-6	38-121
Tied with 10:00 left	0-0	3-0	1-0	0-2	0-0	1-0	0-2	1-0	0-0	0-1	0-0	1-0	0-0	7-5
Lead with 5:00 left	9-3	11-1	17-1	18-2	25-0	19-4	19-2	26-0	24-1	19-4	28-0	28-1	25-0	268-19
Trail with 5:00 left	0-16	2-17	1-13	0-13	0-9	5-7	2-9	1-7	0-8	1-6	2-6	2-3	2-6	18-120
Tied with 5:00 left	2-0	0-1	0-0	1-1	1-0	2-0	1-1	0-0	0-2	1-1	0-0	1-1	1-1	10-8
Lead with 2:00 left	10-2	11-1	16-0	18-2	25-1	23-2	19-2	25-1	23-1	19-3	27-0	29-1	26-0	272-16
Trail with 2:00 left	0-17	1-17	2-14	1-14	0-8	3-9	1-10	2-6	1-9	2-7	3-5	2-3	1-7	19-126
Tied with 2:00 left	1-0	1-1	0-0	0-0	1-0	0-0	2-0	0-0	0-1	0-1	0-1	0-1	1-0	6-5
Shoot better FG%	8-2	8-3	13-1	15-4	22-0	16-2	15-1	21-0	21-3	16-5	24-0	29-0	20-0	228-21
Shoot worse FG%	3-17	5-16	5-13	4-12	4-9	8-9	4-11	6-7	2-8	6-6	6-6	2-4	8-7	63-125
Shoot 50%-plus	0-2	0-0	4-1	8-1	7-0	6-0	4-0	3-0	9-1	4-2	14-0	8-0	6-0	73-7
Shoot below 50%	11-17	13-19	14-13	11-15	16-8	20-11	18-12	24-7	14-9	16-9	16-6	22-5	21-7	215-138
Opp. shoots 50%-plus	1-9	0-6	0-6	0-2	2-4	1-2	0-1	1-3	0-2	2-3	2-2	1-1	1-2	11-43
Opp. shoots below 50%	10-10	13-13	18-8	19-14	22-5	24-9	22-11	25-4	22-9	19-7	28-4	27-4	27-5	276-103
Opp. shoots below 40%	7-1	6-1	9-3	10-3	17-0	15-1	16-1	17-1	16-5	17-2	19-1	24-0	13-0	185-19
Make 7 or fewer 3FGs	10-12	8-12	7-11	13-12	21-6	12-9	12-9	22-7	20-11	9-5	18-4	16-4	18-6	183-108
Make 8 or more 3FGs	1-7	5-7	11-3	6-4	6-4	14-2	10-3	5-0	3-0	13-6	12-2	15-1	10-1	111-40
Shoot more FTs than opp.	7-3	6-3	12-1	11-2	22-2	16-4	16-3	20-2	20-6	14-3	19-2	21-3	23-3	207-37
Out-rebound opp.	9-5	10-11	13-4	17-8	24-3	10-4	17-8	19-4	18-8	18-7	24-3	25-3	23-2	236-70
Opp. out-rebounds UC	2-14	3-7	2-9	2-8	2-5	13-6	3-4	8-2	3-3	3-2	6-3	3-2	5-5	55-70
Same number of rebounds	0-0	0-1	3-1	0-0	0-1	3-1	2-0	0-1	1-1	1-2	0-0	3-0	0-0	13-8
Commit fewer TOs	7-11	4-5	9-3	7-6	16-6	22-5	14-4	16-4	13-3	17-2	25-3	22-3	22-5	194-60
Commit the same/more TOs	4-8	9-14	9-11	12-10	9-2	4-3	8-7	11-3	10-8	3-10	4-1	9-1	6-2	97-78
Commit 12 or less TOs	7-9	4-7	5-4	5-5	10-5	17-7	8-8	20-4	13-5	14-6	22-5	19-2	20-4	164-71
Outscore opp. bench	6-8	8-6	15-9	19-11	24-7	13-3	11-6	17-1	14-7	15-6	19-3	20-1	18-1	199-69
1-3 point games	1-4	5-5	2-0	4-5	2-1	5-4	2-3	4-2	1-4	2-6	4-0	3-1	4-2	49-37
4-5 point games	0-1	2-1	2-1	3-2	0-2	6-0	2-2	4-1	2-1	4-1	0-2	0-2	7-0	32-16
6-10 point games	5-2	2-6	5-6	4-4	7-2	5-3	7-4	2-2	8-1	3-3	7-2	6-1	3-3	64-39
11-19 point games	4-10	3-5	4-4	4-4	8-5	4-2	6-2	9-1	7-4	6-1	8-2	5-2	7-2	75-44
20-plus point games	1-2	1-2	5-3	4-1	9-1	7-1	5-1	8-1	5-1	7-0	11-0	16-0	7-0	86-13
Score 59 or fewer pts	0-9	3-7	1-6	0-7	3-8	3-7	1-9	2-7	6-11	2-4	4-3	3-0	1-4	29-80
Score 60-69 pts	6-7	8-7	4-6	9-4	9-1	7-4	9-3	11-0	9-0	8-2	6-2	6-2	8-1	99-39
Score 70 or more pts	5-3	2-5	13-2	10-5	14-0	16-2	12-0	14-0	8-0	12-5	20-1	22-3	19-2	167-28
Hold opp. to 50 or fewer pts	3-0	3-0	4-0	1-0	7-0	3-2	4-0	7-0	9-2	4-0	6-0	9-0	3-0	63-4
Hold opp. to 51-60 pts	3-4	5-1	6-2	9-2	12-1	12-3	12-4	11-3	10-3	12-1	11-2	16-0	9-1	129-27
Hold opp. to 61-70 pts	3-2	5-5	5-3	7-4	5-5	10-1	4-7	7-3	4-5	3-5	8-0	4-2	13-2	78-45
Opp. scores 70-plus pts	2-13	0-13	3-9	2-10	2-3	1-5	2-1	2-1	0-1	2-4	5-4	2-3	3-4	26-71
November	5-1	4-2	5-1	4-1	5-0	4-2	6-0	6-0	5-1	7-0	5-1	7-0	6-1	69-10
December	4-3	1-5	5-2	5-2	9-0	6-1	7-1	5-2	4-2	3-4	6-1	5-2	5-1	64-26
January	1-7	5-4	4-4	5-4	4-4	5-4	4-3	9-0	6-2	6-2	8-0	8-0	7-1	72-35
February	1-7	3-3	4-3	2-5	4-3	6-2	2-5	4-2	5-4	5-2	6-2	5-2	6-1	53-41
March	0-1	0-5	0-4	3-4	4-2	5-2	2-3	3-3	3-2	1-3	5-2	6-1	4-3	36-35
Monday	0-0	1-0	3-2	2-2	2-0	2-1	2-2	1-0	0-0	0-0	1-0	3-0	1-0	18-7
Tuesday	0-2	1-1	1-2	4-2	3-0	2-0	4-0	6-0	5-1	3-2	1-0	5-0	4-0	39-10
Wednesday	4-5	4-5	4-1	7-3	9-1	7-0	3-1	2-0	5-1	2-1	6-0	3-0	3-1	59-19
Thursday	0-1	0-2	3-0	1-2	3-1	3-1	1-3	5-1	3-1	3-3	6-0	5-1	4-1	37-17
Friday	1-0	1-1	0-1	0-0	1-0	4-1	1-2	2-1	2-1	2-2	3-0	3-0	3-1	23-10
Saturday	5-7	6-5	6-5	5-3	8-4	5-7	10-2	8-5	5-6	6-3	8-2	6-2	9-2	86-59
Sunday	1-4	0-5	1-3	0-4	0-3	3-1	2-1	2-0	3-1	6-0	5-4	6-2	4-2	33-30

BEARCATS STARTING LINEUPS

OPPONENT	UC STARTERS
<i>Tusculum (EXH.)</i>	<i>Jenifer, Broome, Cumberland, Scott, Brooks</i>
Ohio State	Jenifer, Broome, Cumberland, Scott, Brooks
North Carolina Central	Jenifer, Williams, Cumberland, Scott, Brooks
Milwaukee	Broome, Williams, Cumberland, Scott, Brooks
Western Michigan	Jenifer, Williams, Cumberland, Scott, Brooks
vs. George Mason	Jenifer, Williams, Cumberland, Scott, Brooks
vs. Ole aMiss	Jenifer, Williams, Cumberland, Scott, Brooks
Arkansas-Pine Bluff	Jenifer, Williams, Cumberland, Scott, Brooks
at UNLV	Jenifer, Williams, Cumberland, Scott, Brooks
NKU	Jenifer, Williams, Cumberland, Scott, Brooks
Xavier	Jenifer, Williams, Cumberland, Scott, Brooks
at Mississippi State	Jenifer, Williams, Cumberland, Scott, Brooks
UCLA	Jenifer, Williams, Cumberland, Scott, Brooks
South Carolina State	Jenifer, Williams, Cumberland, Scott, Brooks
Tulane	Jenifer, Broome, Cumberland, Scott, Brooks
at ECU	Jenifer, Williams, Cumberland, Scott, Brooks
at Tulsa	Jenifer, Williams, Cumberland, Scott, Brooks
UConn	Jenifer, Williams, Cumberland, Scott, Brooks
USF	Jenifer, Williams, Cumberland, Scott, Brooks
at Wichita State	Jenifer, Williams, Cumberland, Scott, Brooks
Tulsa	Jenifer, Williams, Cumberland, Scott, Brooks
at Temple	Jenifer, Williams, Cumberland, Scott, Brooks
SMU	Jenifer, Williams, Cumberland, Scott, Brooks
at Memphis	Jenifer, Williams, Cumberland, Scott, Brooks
at Houston	Jenifer, Williams, Cumberland, Scott, Brooks
Wichita State	Jenifer, Williams, Cumberland, Scott, Brooks
UCF	Jenifer, Williams, Cumberland, Scott, Brooks
at UConn	Jenifer, Williams, Cumberland, Scott, Brooks
at SMU	Jenifer, Williams, Cumberland, Scott, Brooks
Memphis	Jenifer, Williams, Cumberland, Scott, Brooks
at UCF	Jenifer, Williams, Cumberland, Scott, Brooks
Houston	Jenifer, Broome, Cumberland, Scott, Brooks
vs. SMU	Jenifer, Williams, Cumberland, Scott, Brooks
vs. Wichita State	Jenifer, Williams, Cumberland, Scott, Brooks
vs. Houston	Jenifer, Williams, Cumberland, Scott, Brooks
vs. Iowa	Jenifer, Williams, Cumberland, Scott, Brooks

RECORD BY STARTING LINEUPS

UC STARTERS	RECORD
Jenifer, Broome, Cumberland, Scott, Brooks	1-2
Jenifer, Williams, Cumberland, Scott, Brooks	26-5
Broome, Williams, Cumberland, Scott, Brooks	1-0

PLAYERS IN DOUBLE FIGURES

# OF PLAYERS	0	1	2	3	4	5	6	7
TIMES THIS SEASON	0	4	5	11	11	3	1	0

LEADS & DEFICITS

LARGEST LEAD - 56 pts (0:39, 2nd Half vs. Arkansas-Pine Bluff (11/27/18)
LARGEST LEAD LOST IN DEFEAT - 13 pts (12:00, 1st Half vs. Iowa (3/22/19)
LARGEST DEFICIT OF SEASON - 18 pts (1:15, 2nd Half vs. Houston (3/10/19)
LARGEST DEFICIT OVERCOME - 14 pts (18:04, 2nd Half at Temple (1/27/19)

SPECIALTY STATISTICS

OPPONENT	RESULT	OFF TO	IN PAINT	2ND CHANCE	FAST BREAK	BENCH
Ohio State		7	18	14	5	9
at Cincinnati	L, 56-64	10	18	9	8	9
North Carolina Central		8	14	6	3	12
at Cincinnati	W, 73-51	19	28	9	6	21
Milwaukee		10	24	7	10	21
at Cincinnati	W, 74-63	14	32	17	19	4
Western Michigan		9	12	2	9	3
at Cincinnati	W, 76-52	19	36	16	11	24
George Mason		15	28	5	0	18
vs. Cincinnati	W, 71-55	15	30	8	0	33
Ole Miss		11	22	6	0	9
vs. Cincinnati	W, 71-57	17	20	7	0	17
Arkansas-Pine Bluff		11	18	11	10	14
at Cincinnati	W, 105-49	45	46	11	25	53
at UNLV		11	16	16	11	39
Cincinnati	W, 65-61	20	26	14	10	27
NKU		9	26	14	9	18
at Cincinnati	W, 78-65	10	28	20	7	14
Xavier		2	22	6	4	14
at Cincinnati	W, 62-47	17	28	12	6	6
at Mississippi State		16	18	14	6	24
Cincinnati	L, 59-70	12	20	9	0	7
UCLA		7	22	10	12	8
at Cincinnati	W, 93-64	20	30	10	11	17
South Carolina State		14	18	2	9	17
at Cincinnati	W, 77-56	7	34	20	10	30
Tulane		8	20	5	5	10
at Cincinnati	W, 93-61	20	34	15	19	29
at ECU		16	18	8	15	25
Cincinnati	L, 71-73	15	38	14	10	6
at Tulsa		8	4	4	0	22
Cincinnati	W, 70-65 (ot)	13	22	12	6	26
UConn		8	26	9	13	7
at Cincinnati	W, 74-72 (ot)	17	32	5	10	8
USF		12	30	19	16	8
at Cincinnati	W, 82-76	30	26	11	12	5
at Wichita State		16	18	11	2	16
Cincinnati	W, 66-55	10	14	14	2	4
Tulsa		11	26	5	6	15
at Cincinnati	W, 88-64	11	26	25	14	23
at Temple		11	18	3	15	20
Cincinnati	W, 72-68	8	30	17	14	14
SMU		7	20	10	8	1
at Cincinnati	W, 73-68	12	26	13	4	20
at Memphis		8	28	7	9	8
Cincinnati	W, 69-64	7	18	12	9	16
at Houston		2	32	14	6	33
at Cincinnati	L, 58-65	9	20	17	3	13
Wichita State		9	14	23	7	31
at Cincinnati	W, 72-62	14	18	6	17	19
UCF		18	14	4	8	8
at Cincinnati	W, 60-55	17	16	13	2	9
at UConn		9	30	12	14	29
Cincinnati	W, 64-60	13	30	18	14	25
at SMU		8	20	9	10	3
Cincinnati	W, 52-49	9	24	25	4	14
Memphis		8	36	6	13	23
at Cincinnati	W, 71-69	22	30	15	11	6
at UCF		10	30	14	11	16
Cincinnati	L, 55-58	10	30	17	13	16
Houston		22	30	18	14	32
at Cincinnati	L, 69-85	14	26	16	3	17
SMU (AAC)		10	26	11	14	9
vs Cincinnati	W, 82-74	13	38	17	7	11
Wichita State (AAC)		5	20	3	7	8
vs Cincinnati	W, 66-63	11	28	14	4	17
Houston (AAC)		12	18	13	2	14
vs Cincinnati	W, 69-57	5	20	15	4	15
Iowa (NCAA)		15	28	6	4	17
vs Cincinnati	L, 72-79	11	28	13	8	10
TOTALS		OFF TO	IN PAINT	2ND CHANCE	FAST BREAK	BENCH
CINCINNATI		519	950	488	303	585
AVERAGE		14.8	27.1	13.9	8.7	16.7
OPPONENTS		371	764	317	287	555
AVERAGE		10.6	21.8	9.1	8.2	15.9

OVERTIME RECORDS

UC'S OVERALL RECORD	58-55
1 OT Games	49-44
2 OT Games	8-8
3 OT Games	0-1
4 OT Games	0-2
7 OT Games	1-0

RECORDS IN OVERTIME GAMES

Home	28-17	.622
Schmidlapp Gym	3-4	.429
Schmidt Fieldhouse	0-1	.000
Music Hall	0-1	.000
Armory Fieldhouse	5-4	.556
Cincinnati Gardens	3-2	.600
U.S. Bank Arena	3-1	.750
Fifth Third Arena	15-4	.789
Away	18-30	.375
Neutral	11-8	.579

Current Streak: Won 4

Longest Winning Streak: 5 (Tay Baker - 1966-67)

Longest Losing Streak: 4 (Bob Ruess, 1943 - John Weithe, 1950)

• On Dec. 21, 1981 UC & Bradley played an NCAA-record 70T game (UC won, 75-73)

• Cincinnati has been involved in two of the five NCAA tournament championship games to go into overtime. The Bearcats defeated Ohio State, 70-65, in 1961, but lost to Loyola (Ill.), 60-58, in 1963.

• In 1966-67, Cincinnati played six overtime games, winning five.

UC COACHES IN OVERTIME GAMES

COACH (YEARS)	NO.	RECORD	PCT.
Mick Cronin (2006-pres.)	27	15-12	.556
Bob Huggins (1989-2005)	25	14-11	.560
Tay Baker (1965-72)	9	7-2	.778
Ed Jucker (1960-65)	9	4-5	.444
Ed Badger (1978-83)	8	3-5	.375
Tony Yates (1983-89)	7	2-5	.286
John Wiethe (1946-52)	5	1-4	.200
George Smith (1952-60)	4	3-1	.750
Gale Catlett (1972-78)	4	2-2	.500
Frank Rice (1928-32)	4	1-3	.250
Boyd Chambers (1918-28)	3	3-0	1.000
Clark Ballard (1939-42)	2	2-0	1.000
Andy Kennedy (2005-06)	2	1-1	.250
Tay Brown (1933-37)	2	0-2	.000
John Halliday (1932-33)	1	0-1	.000
Bob Ruess (1942-44)	1	0-1	.000
Walter Van Winkle (1937-39)	0	—	—
Ray Farnham (1944-46)	0	—	—

OVERTIME GAMES IN MICK CRONIN ERA

1/20/07	W	UC 96, West Virginia 83	1	SC
2/28/07	W	UC 70, Seton Hall 67	1	SC
2/9/08	W	UC 72, Rutgers 68	1	SC
3/2/08	L	Providence 81, UC 79	1	A
12/20/08	W	UC 85, Eastern Kentucky 77	1	SC
2/7/09	W	UC 64, Georgetown 62	1	SC
3/7/09	L	Seton Hall 67, UC 63	1	SC
11/25/09	L	Gonzaga 61, UC 59	1	N
12/13/09	L	Xavier 83, UC 79	2	A
2/21/10	L	Marquette 79, UC 76	1	SC
2/19/11	W	UC 93, Providence 81	1	A
11/25/11	L	Marshall 73, UC 69	1	SC
1/21/12	L	West Virginia 77, UC 74	1	A
3/8/12	W	UC 72, Georgetown 70	2	N
1/19/13	W	UC 71, Marquette 69	1	SC
2/21/13	L	UConn 73, UC 66	1	A
3/9/13	W	UC 61, USF 53	1	SC
12/13/14	L	Nebraska 56, UC 55	2	A
12/17/14	W	UC 71, San Diego State 62	1	SC
3/19/15	W	UC 66, Purdue 65	1	N
1/16/16	L	Temple 67, UC 65	2	A
2/18/16	L	Tulsa 70, UC 68	1	A
3/11/16	L	UConn 104, UC 97	4	N
12/1/16	W	UC 55, Iowa State 54	1	A
12/22/16	W	UC 93, Marshall 91	1	SC
1/10/19	W	UC 70, Tulsa 65	1	A
1/12/19	W	UC 74, UConn 72	1	SC

ACTIVE OVERTIME WIN STREAKS (THRU MAR. 17)

Rk.	Wins	School	Last Loss (Date)
1.	10	Marquette	vs. Butler (1/31/2015)
2.	9	Harvard	vs. Boston College (1/14/2015)
T3.	7	Illinois State	vs. Charleston Southern (11/22/2017)
	7	Florida State	vs. Iowa (12/2/2015)
5.	6	The Citadel	vs. UMBC (12/19/2016)
6.	4	Cincinnati	vs. UConn (3/11/2016)

THE LAST TIME...

TEAM		
100 POINTS BY A TEAM		
By UC	105 vs. Arkansas-Pine Bluff, 11/27/18	
By Opponent	104 by UConn (40T), 3/11/16	
90-99 POINTS BY A TEAM		
By UC	93 vs. UCLA, 12/19/18	
By Opponent	91 by Marshall, 12/22/16	
30-PLUS POINT WIN		
By UC	32 (93-61) vs. Tulane, 1/2/19	
By Opponent	38 (89-51) vs. Notre Dame, 3/10/11	
60 PERCENT SHOOTING BY A TEAM		
By UC	.641 vs. Arkansas-Pine Bluff, 11/27/18	
By Opponent	.674 vs. Pittsburgh, 2/14/09	
50 PERCENT SHOOTING BY A TEAM		
By UC	.508 vs. SMU, 3/15/19	
By Opponent	.517 by SMU, 3/15/19	
CINCINNATI PLAYED A RANKED OPPONENT		
UC Win	69-57 vs. No. 11 Houston, 3/17/19	
UC Loss	69-85 vs. No. 12 Houston, 3/10/19	
SINGLE OVERTIME GAME		
UC Win	74-72 (OT) vs. UConn, 1/12/19	
UC Loss	104-97 (4OT) vs. UConn, 3/11/16	
DOUBLE OVERTIME GAME		
UC Win	72-70 (2OT) vs. Georgetown, 3/8/12	
UC Loss	104-97 (4OT) vs. UConn, 3/11/16	
TRIPLE OVERTIME GAME		
UC Win	75-73 (7OT*) vs. Bradley, 12/21/81	
UC Loss	104-97 (4OT) vs. UConn, 3/11/16	
* - NCAA record.		
INDIVIDUAL		
40 POINTS BY A PLAYER		
By UC	41, Steve Logan vs. Southern Mississippi, 2/15/02	
By Opponent	40, Trevon Bluiett, Xavier, 1/26/17	
30 POINTS BY A PLAYER		
By UC	33, Jarron Cumberland, vs. Houston, 3/17/19	
By Opponent	31, Corey Davis Jr., vs. Houston, 3/10/19	
20 REBOUNDS BY A PLAYER		
By UC	20, Cedric McGowan vs. DePaul, 1/4/06	
By Opponent	four times	
15 REBOUNDS BY A PLAYER		
By UC	15, Gary Clark, at UCF, 1/16/18	
By Opponent	15, Greg Monroe, vs. Georgetown, 3/6/10	
TWO PLAYERS WITH 20 OR MORE POINTS IN SAME GAME		
By UC	Gary Clark (25), Jacob Evans (20) vs. UConn, 3/11/17	
By Opponent	Daniel Hamilton (32), Jalen Adams (22) vs. UConn, 3/11/16	
THREE PLAYERS WITH 10 OR MORE REBOUNDS IN SAME GAME		
By UC	Gary Clark (10), Kyle Washington (10) & Troy Caupain (10) at Iowa State, 12/1/16	
TWO PLAYERS WITH 10 OR MORE REBOUNDS IN SAME GAME		
By UC	Trevon Scott (10), Nysier Brooks (10) at Wichita State, 1/19/18	
By Opponent	Ben Moore (11), Sterling Brown (11) vs. SMU, 1/12/17	


10 ASSISTS BY A PLAYER		
By UC	10, Troy Caupain, vs. USF, 2/4/16	
By Opponent	10, Chris Howard, at USF, 2/14/09	
FIVE STEALS BY A PLAYER		
By UC	5, Jacob Evans III vs. Temple, 1/24/18	
By Opponent	5, Galen Robinson, Jr., vs. Houston, 3/11/18	
FIVE BLOCKED SHOTS BY A PLAYER		
By UC	5, Nysier Brooks, vs. Wichita State, 2/17/19	
By Opponent	5, Tacko Fall, vs. UCF, 2/21/19	
DOUBLE-DOUBLE BY A UC PLAYER		
UC Win	Trevon Scott (17 pts, 12 rebs) vs. SMU, 3/15/19	
UC Loss	Gary Clark (14 pts, 12 rebs) at Butler, 12/10/16	
DOUBLE-DOUBLES BY TWO UC PLAYERS		
By UC	Trevon Scott (15 pts, 10 rebs) & Nysier Brooks (12 pts, 10 rebs) vs. Milwaukee, 11/16/18	
DOUBLE-DOUBLES BY THREE UC PLAYERS		
By UC	Troy Caupain (37 pts, 10 rebs), Octavius Ellis (13 pts, 10 rebs) & Gary Clark (12 pts, 12 rebs) vs. UConn, 3/11/16	
TRIPLE-DOUBLE BY A UC PLAYER		
By UC	Eric Hicks (22 pts., 12 rebs., 10 blks.) vs. Marquette, 1/7/06	
UC PLAYER LED TEAM IN POINTS, REBOUNDS & ASSISTS		
By UC	Jarron Cumberland (24 pts, 9 rebs,57 assts) vs. SMU, 2/2/19	
A PLAYER WON A GAME IN THE FINAL SECONDS		
By UC	Jacob Evans III hits 19-foot jumper with 0.4 left at Temple as UC wins 55-53, 1/4/18	
By Opponent	Roosevelt Jones layup with 0.1 left Butler defeats UC 78-76, 12/2/15	
FOUR PLAYERS SCORED IN DOUBLE FIGURES		
By UC	Justin Jenifer (19), Jarron Cumberland (18), Nysier Brooks (11), Trevon Scott (10) vs. Iowa, 3/22/19	
FIVE PLAYERS SCORED IN DOUBLE FIGURES		
By UC	Jarron Cumberland (34), Trevon Scott (12), Keith Williams (11), Nysier Brooks (10), Justin Jenifer (10) vs. USF, 1/15/19	
SIX PLAYERS SCORED IN DOUBLE FIGURES		
By UC	Justin Jenifer (13), Keith Williams (12), Cane Broome (11) Trevon Scott (11), Jarron Cumberland (10), Rashawn Fredericks (10) vs. Arkansas-Pine Bluff, 11/27/18	
SEVEN PLAYERS SCORED IN DOUBLE FIGURES		
By UC	Kevin Johnson (18), Jacob Evans (17), Justin Jenifer (13), Kyle Washington (12), Jarron Cumberland (11) Troy Caupain (10), Tre Scott (10) vs. Fairleigh Dickinson, 12/17/16	
EIGHT PLAYERS SCORED IN DOUBLE FIGURES		
By UC	Farad Cobb (15), Shaq Thomas (14), Kevin Johnson (14), Coreontae DeBerry (12), Justin Jenifer (11), Quadri Moore (10), Jacob Evans (10), Ocatvius Ellis (10) vs. Robert Morris, 11/15/15	

CRONIN ERA BESTS		
MOST POINTS SCORED		
119 (W, 119-68)	vs. Fairleigh Dickinson	12/17/16
107 (W, 107-77)	vs. Savannah State	11/10/17
106 (W, 106-44)	vs. Robert Morris	11/15/15
105 (W, 105-49)	vs. Arkansas-Pine Bluff	11/27/18
102 (W, 102-60)	vs. Miss. Valley St.	11/13/12
102 (W, 102-62)	vs. Chicago State	12/23/13
102 (W, 102-51)	vs. Western Carolina	11/13/17
MOST POINTS SCORED (HALF)		
65 (W, 119-68)	vs. Fairleigh Dickinson	(1st) 12/17/16
60 (W, 99-50)	vs. Arkansas-Pine Bluff	(2nd) 11/22/15
60 (W, 107-77)	vs. Savannah State	(1st) 11/10/17
59 (W, 105-49)	vs. Arkansas-Pine Bluff	(1st) 11/27/18
59 (W, 96-58)	vs. Texas Southern	(2nd) 12/13/16
59 (W, 97-84)	vs. No. 20 Memphis	(2nd) 3/6/14
59 (W, 102-60)	vs. Miss. Valley St.	(2nd) 11/13/12
HIGHEST FG PERCENTAGE		
.647 (44-68)	vs. Fairleigh Dickinson	12/17/16
.647 (33-51)	vs. UCF	2/25/15
.641 (41-64)	vs. Arkansas-Pine Bluff	11/27/18
.632 (36-57)	vs. Campbell	11/20/13
.628 (27-43)	vs. St. John's	2/11/09
.628 (27-43)	vs. Kansas State	3/17/17
.610 (36-59)	vs. Western Carolina	11/13/15
HIGHEST 3-PT. PERCENTAGE		
.682 (15-22)	vs. Tulsa	2/25/18
.643 (9-14)	vs. Temple	1/17/14
.636 (7-11)	vs. Stony Brook	12/2/14
.600 (6-10)	vs. St. John's	2/11/09
MOST REBOUNDS		
69	vs. Chicago State	12/23/13
65	vs. Savannah State	11/10/17
56	at Temple (20T)	1/16/16
	vs. North Carolina A&T	11/18/12
MOST ASSISTS		
32	vs. Robert Morris	11/15/15
29	vs. Fairleigh Dickinson	12/17/16
27	vs. USF	1/29/17
	vs. Toledo	11/18/09
MOST BLOCKED SHOTS		
12	vs. Wagner	12/23/14
	vs. Marquette	1/19/13
	at DePaul	1/15/13
	vs. North Carolina A&T	11/18/12
11	vs. Mississippi State	12/12/17
	at Xavier	12/2/17
MOST STEALS		
23	vs. Arkansas-Little Rock	12/6/12
19	vs. Arkansas-Pine Bluff	11/22/15
18	vs. Robert Morris	11/15/15
MOST FORCED TURNOVERS		
32	vs. Arkansas-Little Rock	12/6/12
	vs. North Carolina State	12/23/06
31	vs. Arkansas-Pine Bluff	11/27/18
30	vs. Arkansas-Pine Bluff	11/22/15
FEWEST POINTS ALLOWED		
34	vs. Dayton	11/27/10
37	vs. Saint Francis (Pa.)	11/14/14
38	at UCF	1/16/18
39	vs. Howard	11/10/06
	at West Virginia	1/30/08
	vs. North Carolina A&T	11/18/12
FEWEST POINTS ALLOWED (HALF)		
13	vs. Marquette	1/19/13
13	vs UCF	(1st) 2/6/18
14	vs. Richmond	(1st) 11/21/17
14	vs. Alabama State	(1st) 11/13/11
LOWEST FG PERCENTAGE ALLOWED		
.152 (10-66)	vs. North Carolina A&T	11/18/12
.200 (12-60)	vs. Dayton	11/27/10
.200 (10-50)	at West Virginia	1/30/08
LOWEST 3-PT. FG PERCENTAGE ALLOWED		
.000 (0-14)	vs UCF	2/6/18
.000 (0-10)	at No. 24/22 Pittsburgh	12/31/12
.000 (0-4)	vs. Texas Southern	11/18/08
.045 (1-22)	at West Virginia	1/30/08
.063 (1-16)	vs. Providence	3/13/13
.091 (1-11)	vs. USF	2/2/14
BIGGEST WIN		
62 (106-44)	vs. Robert Morris	11/15/15
56 (105-49)	vs. Arkansas-Pine Bluff	11/27/18
54 (93-39)	vs. North Carolina A&T	11/18/12
BIGGEST COMEBACK		
Down 18 (won 80-70)	vs. Houston	1/31/18
Down 17 (won 96-83 in OT)	vs. West Virginia	1/20/07
Down 16 (won 70-55)	vs. Samford	11/23/16
Down 15 (won 93-91 in OT)	vs. Marshall	12/22/16
SEASON RECAP		

CINCINNATI RADIO-TV CHART




0 **LOGAN JOHNSON**
G • 6-2 • 175 • FR-HS
MOUNTAIN VIEW, CALIF.



2 **KEITH WILLIAMS**
G • 6-5 • 210 • SO-1L
BROOKLYN, N.Y.



3 **JUSTIN JENIFER**
G • 5-10 • 175 • SR-3L
BALTIMORE, MD.



5 **TREVOR MOORE**
G • 6-5 • 195 • SO-1L
HOUSTON, TEXAS




10 **RASHAWN FREDERICKS**
G/F • 6-5 • 200 • JR-TR
ST. CROIX, VIRGIN ISLANDS



11 **LAQUILL HARDNETT**
F • 6-8 • 210 • FR-HS
PHILADELPHIA, PA.



13 **TREVON SCOTT**
F • 6-8 • 225 • R-JR-2L
TOWNSEND, GA.



15 **CANE BROOME**
G • 6-0 • 165 • SR-1L
EAST HARTFORD, CONN.




20 **MAMOUDOU DIARRA**
F • 6-9 • 215 • R-FR-HS
BAMAKO, MALI



22 **ELIEL NSOSEME**
F/C • 6-9 • 225 • SO-1L
KINSHASA, CONGO



24 **PRINCE GILLAM TOYAMBI**
F • 6-7 • 225 • FR-HS
KINSHASA, CONGO




31 **SAM MARTIN**
G • 5-10 • 170 • SO-1L
CINCINNATI, OHIO



32 **JOHN KOZ**
G • 6-1 • 200 • JR-2L
CLEVELAND, OHIO



33 **NYSIER BROOKS**
C • 6-11 • 240 • JR-2L
PHILADELPHIA, PA.



34 **JARRON CUMBERLAND**
G • 6-5 • 205 • JR-2L
WILMINGTON, OHIO



MICK CRONIN
HEAD COACH



DARREN SAVINO
ASSOCIATE HEAD COACH



ANTWON JACKSON
ASSISTANT COACH



GREG YOUNCOFSKI
ASSISTANT COACH

CINCINNATI PLAYER SEASON & CAREER HIGHS

#0 - LOGAN JOHNSON

2018-19 Season		Career
8, 2x (last vs. UAPB, 11/27/18)	Pts	8, 2x (last vs. UAPB, 11/27/18)
6 vs. NC Central, 11/13/18	FG Atts	6 vs. NC Central, 11/13/18
3, 3x (last at Memphis, 2/7/19)	FG Made	3, 3x (last at Memphis, 2/7/19)
2, 2x (last vs. Tulsa, 1/24/19)	3PT-FG Atts	2, 2x (last vs. Tulsa, 1/24/19)
1, 3x (last vs. Houston, 3/10/19)	3PT-FG Made	1, 3x (last vs. Houston, 3/10/19)
6 vs. UCLA, 12/19/18	FT Atts	6 vs. UCLA, 12/19/18
5 vs. UCLA, 12/19/18	FT Made	5 vs. UCLA, 12/19/18
7 vs. SC State, 12/22/18	Rebs	7 vs. SC State, 12/22/18
6 vs. Milwaukee, 11/16/18	Assts	6 vs. Milwaukee, 11/16/18
4 vs. Arkansas-Pine Bluff, 11/27/18	Stls	4 vs. Arkansas-Pine Bluff, 11/27/18
2 vs. Ohio State, 11/7/18	Blks	2 vs. Ohio State, 11/7/18
21 vs. Milwaukee, 11/16/18	Mins	21 vs. Milwaukee, 11/16/18

#2 - KEITH WILLIAMS

2018-19 Season		Career
19 vs. UCLA, 12/19/18	Pts	19 vs. UCLA, 12/19/18
14 vs. Xavier, 12/8/18	FG Atts	14 vs. Xavier, 12/8/18
8 vs. UCLA, 12/19/18	FG Made	8 vs. UCLA, 12/19/18
5, 2x (last vs. Houston, 2/10/19)	3PT-FG Atts	5, 2x (last vs. Houston, 2/10/19)
3 vs. UCLA, 12/19/18	3PT-FG Made	3 vs. UCLA, 12/19/18
10 vs. Wichita State, 2/17/19	FT Atts	10 vs. Wichita State, 2/17/19
9 vs. Wichita State, 2/17/19	FT Made	9 vs. Wichita State, 2/17/19
8 at UNLV, 12/1/18	Rebs	8 at UNLV, 12/1/18
5 vs. Tulsa, 1/24/19	Assts	5 vs. Tulsa, 1/24/19
4, 2x (last vs. Houston, 2/10/19)	Stls	4, 2x (last vs. Houston, 2/10/19)
3 vs. NC Central, 11/13/18	Blks	3 vs. NC Central, 11/13/18
37, 2x (last vs. Houston, 2/10/19)	Mins	37, 2x (last vs. Houston, 2/10/19)

#3 - JUSTIN JENIFER

2018-19 Season		Career
19 vs. Iowa, 3/22/19	Pts	19 vs. Iowa, 3/22/19
12, 2x (last vs. Iowa, 3/22/19)	FG Atts	12, 3x (last vs. Iowa, 3/22/19)
7 vs. Iowa, 3/22/19	FG Made	7 vs. Iowa, 3/22/19
10 vs. Tulsa, 1/24/19	3PT-FG Atts	10 vs. Tulsa, 1/24/19
6 vs. Tulsa, 1/24/19	3PT-FG Made	6 vs. Tulsa, 1/24/19
8, 2x (last at Wichita State, 1/19/19)	FT Atts	8, 2x (last at Wichita State, 1/19/19)
7 at Wichita State, 1/19/19	FT Made	7 at Wichita State, 1/19/19
6 at ECU, 1/5/19	Rebs	6 at ECU, 1/5/19
9 vs. Xavier, 12/8/18	Assts	9, 4x (last vs. Xavier, 12/8/18)
2, 3x (last at Memphis, 2/7/19)	Stls	3, 2x (last vs. USF, 2/4/16)
0	Blks	0
38 at ECU, 1/5/19	Mins	38 at ECU, 1/5/19

#5 - TREVOR MOORE

2018-19 Season		Career
10 vs. SC State, 12/22/18	Pts	14 vs. UCF, 2/6/18
10 vs. SC State, 12/22/18	FG Atts	10 vs. SC State, 12/22/18
4 vs. SC State, 12/22/18	FG Made	4, 4x (last vs. SC State, 12/22/18)
8 vs. SC State, 12/22/18	3PT-FG Atts	8, 2x (last vs. SC State, 12/22/18)
3, 2x (last vs. SMU, 2/2/19)	3PT-FG Made	4 vs. UConn, 2/22/18
2, 4x (last vs. Iowa, 3/22/19)	FT Atts	5 vs. UCF, 2/6/18
2, 3x (last vs. Iowa, 3/22/19)	FT Made	4 vs. UCF, 2/6/18
5 at Temple, 1/27/19	Rebs	8 vs. Richmond, 11/21/17
4 vs. Arkansas-Pine Bluff, 11/27/18	Assts	4 vs. Arkansas-Pine Bluff, 11/27/18
3, 2x (last at Tulsa, 1/10/19)	Stls	3, 2x (last at Tulsa, 1/10/19)
1 vs. Arkansas-Pine Bluff, 11/27/18	Blks	1, 3x (last vs. Ark.-Pine Bluff, 11/27/18)
26 at Tulsa, 1/10/19	Mins	26, 2x (last at Tulsa, 1/10/19)

#10 - RASHAWN FREDERICKS

2018-19 Season		Career
11 vs. George Mason, 11/23/18	Pts	11 vs. George Mason, 11/23/18
8 vs. Arkansas-Pine Bluff, 11/27/18	FG Atts	8 vs. Arkansas-Pine Bluff, 11/27/18
5 vs. George Mason, 11/23/18	FG Made	5 vs. George Mason, 11/23/18
5 vs. Tulane, 1/2/19	3PT-FG Atts	5 vs. Tulane, 1/2/19
3 vs. Tulane, 1/2/19	3PT-FG Made	3 vs. Tulane, 1/2/19
4 vs. SC State, 12/22/18	FT Atts	4 vs. SC State, 12/22/18
4 vs. SC State, 12/22/18	FT Made	4 vs. SC State, 12/22/18
8 vs. Wichita State, 2/17/19	Rebs	8 vs. Wichita State, 2/17/19
1, 7x (last vs. Tulsa, 1/24/19)	Assts	1, 7x (last vs. Tulsa, 1/24/19)
3 vs. SC State, 12/22/18	Stls	3 vs. SC State, 12/22/18
2 vs. Arkansas-Pine Bluff, 11/27/18	Blks	2 vs. Arkansas-Pine Bluff, 11/27/18
23 vs. Arkansas-Pine Bluff, 11/27/18	Mins	23 vs. Arkansas-Pine Bluff, 11/27/18

#11 - LaQUILL HARDNETT

2018-19 Season		Career
0	Pts	0
0	FG Atts	0
0	FG Made	0
0	3PT-FG Atts	0
0	3PT-FG Made	0
0	FT Atts	0
0	FT Made	0
0	Rebs	0
0	Assts	0
0	Stls	0
0	Blks	0
0	Mins	0

#13 - TREVON SCOTT

2018-19 Season		Career
22 vs. NKU, 12/4/18	Pts	22 vs. NKU, 12/4/18
17 vs. SMU, 3/15/19	FG Atts	17 vs. SMU, 3/15/19
9 at UCF, 3/7/19	FG Made	9 at UCF, 3/7/19
5 at Memphis, 2/7/19	3PT-FG Atts	5 at Memphis, 2/7/19
2, 3x (last vs. Wichita State, 3/16/19)	3PT-FG Made	2, 3x (last vs. Wichita State, 3/16/19)
13 vs. NKU, 12/4/18	FT Atts	13 vs. NKU, 12/4/18
12 vs. NKU, 12/4/18	FT Made	12 vs. NKU, 12/4/18
12 vs. SMU, 3/15/19	Rebs	12 vs. SMU, 3/15/19
4, 2x (last vs. Wichita State, 2/17/19)	Assts	6 vs. Western Carolina, 11/13/17
2, 5x (last vs. SMU, 3/15/19)	Stls	5 vs. USF, 1/29/17
2, 2x (last vs. Ole Miss, 11/24/18)	Blks	5 vs. Lipscomb, 11/26/16
39 at UCF, 3/7/19	Mins	39 at UCF, 3/7/19

#15 - CANE BROOME

2018-19 Season		Career
21 vs. George Mason, 11/23/18	Pts	39 at Fairleigh Dickinson, 2/20/16*
13 vs. George Mason, 11/23/18	FG Atts	25, 2x (last vs. LIU Brooklyn, 3/2/16)*
8 vs. Milwaukee, 11/16/18	FG Made	15 vs. LIU Brooklyn, 3/2/16*
7 at Tulsa, 1/10/19	3PT-FG Atts	13 at LIU Brooklyn, 1/27/16*
3 vs. Houston, 3/7/19	3PT-FG Made	6 at LIU Brooklyn, 1/27/16*
8, 2x (last vs. UConn, 1/12/19)	FT Atts	22 at Fairleigh Dickinson, 2/20/16*
7 vs. George Mason, 11/23/18	FT Made	15 at Fairleigh Dickinson, 2/20/16*
5, 2x (last vs. UConn, 1/12/19)	Rebs	10, 2x (last at Bryant, 2/18/16)*
6 at Tulsa, 1/10/19	Assts	6, 6x (last at Tulsa, 1/10/19)
3 vs. Milwaukee, 11/16/18	Stls	4, 4x (last vs. Wagner, 1/9/16)*
1 vs. SMU, 2/2/19	Blks	2 at Brown, 12/28/14*
36 vs. Milwaukee, 11/16/18	Mins	44 at Bryant, 3/4/15*

#20 - MAMOUDOU DIARRA

2018-19 Season		Career
9 vs. Arkansas-Pine Bluff, 11/27/18	Pts	9, 2x (last vs. Ark.-Pine Bluff, 11/27/18)
6, 2x (last vs. SC State, 12/22/18)	FG Atts	6, 3x (last vs. SC State, 12/22/18)
4 vs. Arkansas-Pine Bluff, 11/27/18	FG Made	4 vs. Arkansas-Pine Bluff, 11/27/18
1, 2x (last vs. SC State, 12/22/18)	3PT-FG Atts	2 vs. Coppin State, 11/16/17
1 vs. Arkansas-Pine Bluff, 11/27/18	3PT-FG Made	1, 2x (last vs. Ark.-Pine Bluff, 11/27/18)
4 vs. Western Michigan, 11/19/18	FT Atts	4, 2x (last vs. Western Michigan, 11/19/18)
3 vs. Houston (3/10/19)	FT Made	3, 2x (last vs. Houston, 3/10/19)
6, 3x (last at UConn, 2/24/19)	Rebs	6, 4x (last at UConn, 2/24/19)
1, 4x (last at UCF, 3/7/19)	Assts	1, 6x (last at UCF, 3/7/19)
2 at UCF, 3/7/19	Stls	2 at UCF, 3/7/19
2 vs. Tulane, 1/2/19	Blks	2, 2x (last vs. Tulane, 1/2/19)
15 at UConn, 2/24/19	Mins	15 at UConn, 2/24/19

#22 - ELIEL NSOSEME

2018-19 Season		Career
6 vs. NKU, 12/4/18	Pts	6 vs. NKU, 12/4/18
5 vs. Tulane, 1/2/19	FG Atts	5, 2x (last vs. Tulane, 1/2/19)
2, 3x (last vs. NKU, 12/4/18)	FG Made	2, 5x (last vs. NKU, 12/4/18)
0	3PT-FG Atts	0
0	3PT-FG Made	0
4, 2x (last vs. Wichita State, 2/17/19)	FT Atts	5 vs. Savannah State, 11/10/17
2, 4x (last at UConn, 2/24/19)	FT Made	2, 4x (last at UConn, 2/24/19)
8, 2x (last vs. NKU, 12/4/18)	Rebs	8, 3x (last vs. NKU, 12/4/18)
1, 4x (last vs. UConn, 1/12/19)	Assts	2 vs. Coppin State, 11/16/17
2 vs. USF, 1/15/19	Stls	2 vs. USF, 1/15/19
4 vs. USF, 1/15/19	Blks	4, 2x (last vs. USF, 1/15/19)
22 vs. NKU, 12/4/18	Mins	22 vs. NKU, 12/4/18

#33 - NYSIER BROOKS

2018-19 Season		Career
17, 2x (last vs. UConn, 1/12/19)	Pts	17, 2x (last vs. UConn, 1/12/19)
12 at SMU, 2/27/19	FG Atts	12 at SMU, 2/27/19
6, 3x (last vs. Houston, 3/10/19)	FG Made	6, 3x (last vs. Houston, 3/10/19)
0	3PT-FG Atts	0
0	3PT-FG Made	0
9 at ECU, 1/5/19	FT Atts	9 at ECU, 1/5/19
8 vs. SC State, 12/22/18	FT Made	8 vs. SC State, 12/22/18
12, 2x (last vs. Memphis, 3/2/19)	Rebs	12, 2x (last vs. Memphis, 3/2/19)
3 vs. UCLA, 12/19/18	Assts	3 vs. UCLA, 12/19/18
3 at Tulsa, 1/10/19	Stls	3 at Tulsa, 1/10/19
5 vs. Wichita State, 2/17/19	Blks	5, 2x (last vs. Wichita State, 2/17/19)
34, 2x (last vs. UCF, 2/21/19)	Mins	34, 2x (last vs. UCF, 2/21/19)

#34 - JARRON CUMBERLAND

2018-19 Season		Career
34 vs. USF, 1/15/19	Pts	34 vs. USF, 1/15/19
25 at Houston, 2/10/19	FG Atts	25 at Houston, 2/10/19
11, 2x (last vs. Houston, 3/17/19)	FG Made	11, 2x (last vs. Houston, 3/17/19)
10, 3x (last vs. Wichita State, 2/17/19)	3PT-FG Atts	11 vs. Georgia State, 3/16/18
6 vs. Wichita State, 2/17/19	3PT-FG Made	6, 2x (last vs. Wichita State, 2/17/19)
17 at Temple, 1/27/19	FT Atts	17 at Temple, 1/27/19
14 vs. USF, 1/15/19	FT Made	14 vs. USF, 1/15/19
9 vs. SMU, 2/2/19	Rebs	11 vs. Georgia State, 3/16/18
8 vs. SMU, 3/15/19	Assts	8, 3x (last 8 vs. SMU, 3/15/19)
4 vs. USF, 1/15/19	Stls	5 vs. SMU, 3/12/17
2, 3x (last vs. UCF, 2/21/19)	Blks	3 vs. ECU, 1/20/18
42 vs. UConn, 1/12/19	Mins	42 vs. UConn, 1/12/19



#0 LOGAN JOHNSON

GUARD • 6-2 • 175 • FRESHMAN • HS • MOUNTAIN VIEW, CALIF. (SAINT FRANCIS HS)

MOMENTS

» Stole a Tigers' pass with one second left to secure Cincinnati's thrilling 71-69 win over Memphis (3/2/19).

2018-19 Season (Freshman): Played in 32 games as a reserve, averaging 2.0 points, 1.2 rebounds and 0.7 assists ... Stole a pass from Isaiah Maurice of Memphis with one second remaining to secure Cincinnati's 71-69 home win over the Tigers (3/2) ... scored as many as eight points twice against North Carolina Central (11/13) and UAPB (11/27) ... handed out a season-high six assists without a turnover in 21 minutes against Milwaukee (11/16) ... scored seven points, including 5-of-6 free throws in seven minutes against UCLA (12/19) ... grabbed a season-high seven rebounds against South Carolina State (12/22) ... posted four points, three rebounds, two steals and a block in 11 minutes at Temple (1/27).

Prior to Cincinnati: Averaged 22 points, eight rebounds, six assists and three steals as a senior at Saint Francis High School, helping lead the Lancers in the Division I Playoffs ... tabbed West Catholic Athletic League First Team, San Francisco Chronicle All-Metro First Team, MaxPreps All-NorCal Second Team and SportsStars Magazine All-NorCal First Team as a senior ... guided the Lancers to the Northern California Division II championship game, averaging 18 points, eight rebounds, five assists and two steals as a junior ... named West Catholic Athletic League Most Valuable Player, the San Francisco Chronicle Player of the Year, the Cal Hi Sports Bay Area Player of the Year, a Mercury News First Team All-Bay Area selection, a Pangos All-American and a Cal Hi Sports Third Team All-State honoree as a junior ... tabbed a four-star prospect according to Scout.com, Johnson was listed among the Top 20 players in the Golden State and among the Top 150 players in the nation by 247 Sports and Rivals.com.

Personal: Born 10/11/99 in Spokane, Wash. ... son of Jennifer and Milton Johnson ... has one sister, Lauren, and three brothers, Brandon, Tyler and Gabe ... his brother, Tyler Johnson, plays for the NBA's Miami Heat ... ambidextrous.

SEASON & CAREER STATISTICS

2018-19 Season		Career
8, 2x (last vs. UAPB, 11/27/18)	Pts	8, 2x (last vs. UAPB, 11/27/18)
6 vs. NC Central, 11/13/18	FG Atts	6 vs. NC Central, 11/13/18
3, 3x (last at Memphis, 2/7/19)	FG Made	3, 3x (last at Memphis, 2/7/19)
2, 2x (last vs. Tulsa, 1/24/19)	3PT-FG Atts	2, 2x (last vs. Tulsa, 1/24/19)
1, 3x (last vs. Houston, 3/10/19)	3PT-FG Made	1, 3x (last vs. Houston, 3/10/19)
6 vs. UCLA, 12/19/18	FT Atts	6 vs. UCLA, 12/19/18
5 vs. UCLA, 12/19/18	FT Made	5 vs. UCLA, 12/19/18
7 vs. SC State, 12/22/18	Rebs	7 vs. SC State, 12/22/18
6 vs. Milwaukee, 11/16/18	Assts	6 vs. Milwaukee, 11/16/18
4 vs. Arkansas-Pine Bluff, 11/27/18	Stls	4 vs. Arkansas-Pine Bluff, 11/27/18
2 vs. Ohio State, 11/7/18	Blks	2 vs. Ohio State, 11/7/18
21 vs. Milwaukee, 11/16/18	Mins	21 vs. Milwaukee, 11/16/18

MISCELLANEOUS STATISTICS

CATEGORY	2018-19	CAREER
Double-Figure Scoring Games	0	0
Double-Figure Rebounding Games	0	0
Double-Double Games	0	0
20-Point Scoring Games	0	0
Games Led UC in Scoring	0	0
Games Led UC in Rebounding	0	0
Games Led UC in Assists	1	1
Games With 3+ Assists	1	1
Games With 3+ Blocks	0	0
Games With 3+ Steals	1	1
Games With 3+ Three-Pointers	0	0


GAME-BY-GAME STATISTICS

2018-19 (FRESHMAN SEASON)

Opponent	Date	gs	min	Total		3-Pointers		Free throws		Rebounds		pf	a	tlo	blk	stl	pts	avg		
				fg-fga	pct	3fg-fga	pct	ft-fga	pct	off	def								tot	avg
OHIO ST.	11/07/18	10	0-2	.000	0-1	.000	2-2	1.000	0	0	0	0	0	2	0	0	2	2.0		
N.C. CENTRAL	11/13/18	18	3-6	.500	0-1	.000	2-2	1.000	2	2	4	2	0	2	2	0	8	5.0		
MILWAUKEE	11/16/18	21	2-2	1.000	0-0	.000	0-0	.000	1	1	2	2	0	1	6	0	4	4.7		
WESTERN MICH.	11/19/18	11	0-0	.000	0-0	.000	0-0	.000	0	0	0	1	5	3	0	1	0	3.5		
vs George Mason	11/23/18	5	0-0	.000	0-0	.000	0-0	.000	0	1	1	1	4	0	0	1	0	2.8		
vs Ole Miss	11/24/18	12	1-3	.333	0-0	.000	1-2	.500	1	1	2	1	5	1	1	1	0	3.8		
ARK.-PINE BLUFF	11/27/18	19	3-5	.600	1-2	.500	1-2	.500	0	3	3	1	7	0	2	1	4	8.6		
at UNLV	12/01/18	8	2-2	1.000	1-1	1.000	0-0	.000	0	0	0	1	5	1	0	2	0	5.8		
NORTHERN KY.	12/04/18	12	1-3	.333	0-1	.000	0-0	.000	0	2	2	1	6	2	0	0	1	2.6		
XAVIER	12/08/18	1	0-0	.000	0-0	.000	0-0	.000	0	0	0	1	4	1	0	0	0	3.2		
at Mississippi State	12/15/18	3	0-0	.000	0-0	.000	0-0	.000	0	0	0	1	3	0	0	0	0	2.9		
UCLA	12/19/18	6	1-1	1.000	0-0	.000	5-6	.833	0	1	1	1	3	1	0	1	0	7.3		
SOUTH CAROLINA ST.	12/22/18	12	1-4	.250	0-0	.000	0-0	.000	3	4	7	1	7	1	2	1	0	2.3		
TULANE	01/02/19	7	0-2	.000	0-0	.000	0-0	.000	1	0	1	1	6	0	0	1	0	2.9		
at ECU	01/05/19	2	0-0	.000	0-0	.000	0-0	.000	1	0	1	1	6	0	0	2	1	2.7		
at Tulsa	01/10/19	5	0-1	.000	0-1	.000	1-2	.500	0	1	1	1	6	1	0	0	1	2.6		
UConn	01/12/19	2	0-0	.000	0-0	.000	0-0	.000	0	1	1	1	5	1	0	1	0	2.5		
SOUTH FLA.	01/15/19	5	0-0	.000	0-0	.000	0-0	.000	0	0	0	1	4	0	1	1	0	2.3		
TULSA	01/24/19	12	1-4	.250	0-2	.000	0-0	.000	2	1	3	1	5	1	1	0	0	2.3		
at Temple	01/27/19	11	1-3	.333	0-1	.000	2-2	1.000	1	2	3	1	6	2	1	0	1	2.4		
SMU	02/02/19	4	0-0	.000	0-0	.000	0-0	.000	0	0	0	1	5	0	0	0	0	2.3		
at Memphis	02/07/19	14	3-3	1.000	0-0	.000	0-0	.000	2	2	4	1	6	1	2	2	0	6.2		
at Houston	02/10/19	2	0-1	.000	0-0	.000	0-0	.000	0	0	0	1	6	1	0	0	0	2.3		
WICHITA ST.	02/17/19	3	1-3	.333	0-0	.000	0-0	.000	1	0	1	1	5	2	1	0	0	2.3		
UCF	02/21/19	0	0-0	.000	0-0	.000	0-0	.000	0	0	0	1	5	0	0	0	0	2.2		
at UConn	02/24/19	7	2-3	.667	0-1	.000	0-0	.000	0	0	0	1	4	0	0	0	0	4.3		
at SMU	02/27/19	1	0-0	.000	0-0	.000	0-0	.000	0	0	0	1	4	1	0	2	0	2.2		
MEMPHIS	03/02/19	3	0-0	.000	0-0	.000	0-0	.000	0	0	0	1	3	0	0	0	1	2.1		
at UCF	03/07/19	0	0-0	.000	0-0	.000	0-0	.000	0	0	0	1	3	0	0	0	0	2.1		
HOUSTON	03/10/19	5	1-1	1.000	1-1	1.000	0-2	.000	0	1	1	1	3	0	0	0	0	3.2		
vs SMU	03/15/19	0	0-0	.000	0-0	.000	0-0	.000	0	0	0	1	2	0	0	0	0	2.0		
vs Iowa	03/22/19	0	0-0	.000	0-0	.000	0-0	.000	0	0	0	1	2	1	0	0	0	2.0		
Totals		0	221	23-49	.469	3-12	.250	14-20	.700	15	23	38	1.2	24	21	19	7	11	63	2.0

CAREER STATISTICS

			Total		3-Point		F-Throws		Rebounds											Scoring	
Season	gp-gs	min/avg	fg-fga	pct	fg-fga	pct	ft-fa	pct	off	def	tot	avg	pf	fo	ast	to	blk	stl	pts	avg	
2018-19	32-0	221/6.9	23-49	.469	3-12	.250	14-20	.700	15	23	38	1.2	24	0	21	19	7	11	63	2.0	
TOTAL	32-0	221/6.9	23-49	.469	3-12	.250	14-20	.700	15	23	38	1.2	24	0	21	19	7	11	63	2.0	



#2 KEITH WILLIAMS

GUARD • 6-5 • 210 • SOPHOMORE • 1L • BROOKLYN, N.Y. (BISHOP LOUGHLIN MEMORIAL)

MOMENTS

- » Scored a career-high 19 points on 8-of-13 shooting with three threes vs. UCLA (12/19/18).
- » Tallied team highs with 15 points and eight rebounds at UNLV (12/1/18).
- » Scored 15 points in his first collegiate start against NC Central (11/13/18).

2018-19 Season (Sophomore): Played in 35 games with 32 starts, averaging 9.9 points, 3.2 rebounds, 1.1 assists and 1.1 steals in 25.9 minutes ... ranked among AAC leaders in blocks (11th at 0.9) ... scored a career-high 19 points on 8-of-13 shooting with a trio of three-pointers and four assists against UCLA (12/19) ... posted 16 points on 7-of-14 shooting with four rebounds and two blocks against Xavier (12/8) ... scored 15 points on 5-of-10 shooting with a pair of threes to go with a career-high eight rebounds in 29 minutes at UNLV (12/1) ... tallied a team-high 12 points with six rebounds and three assists, including a pair a game-clinching free throws with four seconds left at UConn (2/24) ... scored 15 points with three blocks and three assists against North Carolina Central (11/13) in his first collegiate start ... scored 10 or more points in 19 games.

2017-18 Season (Freshman): Played in 33 games as a reserve, averaging 3.1 points and 1.2 rebounds in 9.8 minutes ... scored in double figures in each of his first two collegiate games, netting 10 points on 5-of-12 shooting with five rebounds in the season opener with Savannah State (11/10) and 10 points on 5-of-7 shooting against Western Carolina (11/13) ... grabbed a season-high five rebounds against Savannah State (11/10) and Tulane (3/1) ... scored nine points on 4-of-7 shooting in 14 minutes against Arkansas-Pine Bluff (12/19) ... hit a three-pointer at No. 19 Wichita State (3/4) in the regular-season finale ... knocked in a three-pointer just prior to the halftime buzzer at UConn (3/3).

Prior to Cincinnati: Named the 2017 All-New York City Player of the Year and Catholic High School Athletic Association (CHSAA) Class AA Most Valuable Player, helping Bishop Loughlin to the Brooklyn/Queens championship game and intersectional semifinals ... averaged 24.2 points and 12.6 rebounds as a senior and 15 points and 4.3 rebounds as a junior ... netted 37 points in a CHSAA Brooklyn/Queens diocesan semifinal double overtime win against Christ the King ... tallied 25 points on 12-of-17 shooting from the field in the 2017 Jordan Brand Classic Regional Boys Game at the Barclays Center ... averaged 15.0 points and 4.3 rebounds while shooting 47.8 percent (96 of 201) from the field and 40.6 percent (28 of 69) from three-point range in 17 games for New Heights, an AAU squad on the 2016 Under Armour Association's 17U summer circuit ... tabbed a four-star prospect by Rivals.com and 247Sports.

Personal: Born July 25, 1998 in Brooklyn, New York ... son of Yvette and Keith Williams Sr. ... has two brothers, Cleyon Carryl and Courtney Tyrell, and a sister, Tuanieha Williams ... right-handed.

SEASON & CAREER STATISTICS

2018-19 Season		Career
19 vs. UCLA, 12/19/18	Pts	19 vs. UCLA, 12/19/18
14 vs. Xavier, 12/8/18	FG Atts	14 vs. Xavier, 12/8/18
8 vs. UCLA, 12/19/18	FG Made	8 vs. UCLA, 12/19/18
5, 2x (last vs. Houston, 2/10/19)	3PT-FG Atts	5, 2x (last vs. Houston, 2/10/19)
3 vs. UCLA, 12/19/18	3PT-FG Made	3 vs. UCLA, 12/19/18
10 vs. Wichita State, 2/17/19	FT Atts	10 vs. Wichita State, 2/17/19
9 vs. Wichita State, 2/17/19	FT Made	9 vs. Wichita State, 2/17/19
8 at UNLV, 12/1/18	Rebs	8 at UNLV, 12/1/18
5 vs. Tulsa, 1/24/19	Assts	5 vs. Tulsa, 1/24/19
4, 2x (last vs. Houston, 2/10/19)	Stls	4, 2x (last vs. Houston, 2/10/19)
3 vs. NC Central, 11/13/18	Blks	3 vs. NC Central, 11/13/18
37, 2x (last vs. Houston, 2/10/19)	Mins	37, 2x (last vs. Houston, 2/10/19)

MISCELLANEOUS STATISTICS

CATEGORY	2017-18	2018-19	CAREER
Double-Figure Scoring Games	2	18	20
Double-Figure Rebounding Games	0	0	0
Double-Double Games	0	0	0
20-Point Scoring Games	0	0	0
Games Led UC in Scoring	0	3	3
Games Led UC in Rebounding	0	1	1
Games Led UC in Assists	0	2	2
Games With 3+ Assists	0	4	4
Games With 3+ Blocks	0	2	2
Games With 3+ Steals	0	5	5
Games With 3+ Three-Pointers	0	1	1

GAME-BY-GAME STATISTICS

2018-19 (SOPHOMORE SEASON)

Opponent	Date	gs	min	Total		3-Pointers		Free throws		Rebounds									
				fg	pts	3fg	pts	ft	pts	off	def	tot	avg	pf	a	t/o	blk	stl	pts
OHIO ST.	11/07/18	13	1-6	.167	0-2	.000	2-2	1.000	1	2	3	3.0	1	0	1	1	4	4.0	
N.C. CENTRAL	11/13/18	26	7-12	.583	1-2	.500	0-1	.000	3	1	4	3.5	2	3	1	3	2	15	9.5
MILWAUKEE	11/16/18	23	3-7	.429	0-2	.000	6-8	.750	1	1	2	3.0	1	1	2	0	1	12	10.3
WESTERN MICH.	11/19/18	21	4-6	.667	0-0	.000	0-0	.000	3	2	5	3.5	0	0	3	1	4	8	9.8
vs George Mason	11/23/18	17	3-5	.600	0-1	.000	0-0	.000	1	2	3	3.4	0	0	1	0	2	6	9.0
vs Ole Miss	11/24/18	24	2-6	.333	2-2	1.000	3-6	.500	2	3	5	3.7	4	0	0	0	0	9	9.0
ARK-PINE BLUFF	11/27/18	26	6-9	.667	0-1	.000	0-0	.000	1	1	2	3.4	0	2	1	0	1	12	9.4
at UNLV	12/01/18	29	5-10	.500	2-2	1.000	3-4	.750	4	4	8	4.0	3	0	2	0	0	15	10.1
NORTHERN KY.	12/04/18	23	3-9	.333	0-3	.000	4-8	.500	2	2	4	4.0	3	0	2	1	1	10	10.1
XAVIER	12/08/18	31	7-14	.500	0-3	.000	2-2	1.000	1	3	4	4.0	1	0	1	2	0	16	10.7
at Mississippi State	12/15/18	37	6-13	.462	1-4	.250	2-6	.333	1	1	2	3.8	4	1	2	1	2	15	11.1
UCLA	12/19/18	25	8-13	.615	3-4	.750	0-1	.000	0	3	3	3.8	3	4	0	0	0	19	11.8
SOUTH CAROLINA ST.	12/22/18	11	0-1	.000	0-1	.000	1-2	.500	0	1	1	3.5	3	0	1	0	0	1	10.9
TULANE	01/02/19	20	4-10	.400	0-2	.000	2-2	1.000	0	0	0	3.3	2	2	1	3	3	10	10.9
at ECU	01/05/19	34	6-12	.500	0-3	.000	1-2	.500	1	2	3	3.3	3	0	2	1	2	13	11.0
at Tulsa	01/10/19	32	6-11	.545	2-5	.400	0-0	.000	1	3	4	3.5	5	0	2	0	3	14	11.2
UCONN	01/12/19	32	5-7	.714	1-2	.500	1-2	.500	1	1	2	3.2	4	1	0	1	2	12	11.2
SOUTH FLA.	01/15/19	29	4-7	.571	2-2	1.000	1-1	1.000	2	0	2	3.2	3	0	1	2	1	11	11.2
at Wichita St.	01/19/19	32	5-9	.556	1-2	.500	3-5	.600	1	0	1	3.1	2	0	4	2	0	14	11.4
TULSA	01/24/19	22	1-4	.250	0-1	.000	1-2	.500	1	3	4	3.1	2	5	0	0	0	3	11.0
at Temple	01/27/19	21	2-6	.333	1-2	.500	4-4	1.000	3	2	5	3.2	4	0	2	0	1	9	10.9
SMU	02/02/19	28	4-7	.571	1-3	.333	4-6	.667	0	3	3	3.2	1	1	2	0	1	13	11.0
at Memphis	02/07/19	24	3-8	.375	1-2	.500	2-2	1.000	2	1	3	3.2	2	1	1	1	0	9	10.9
at Houston	02/10/19	37	4-13	.308	0-5	.000	0-0	.000	2	2	4	3.2	2	1	1	1	4	8	10.8
WICHITA ST.	02/17/19	26	3-6	.500	0-2	.000	9-10	.900	0	3	3	3.2	1	0	1	1	0	15	10.9
UCF	02/21/19	30	4-12	.333	2-3	.667	2-2	1.000	0	0	0	3.1	1	1	1	1	0	12	11.0
at UConn	02/24/19	25	4-9	.444	0-2	.000	4-4	1.000	2	4	6	3.2	4	3	3	1	0	11	11.0
at SMU	02/27/19	29	2-11	.182	0-4	.000	4-4	1.000	2	3	5	3.3	2	2	0	1	1	8	10.9
MEMPHIS	03/02/19	34	4-11	.364	0-1	.000	2-4	.500	1	2	3	3.2	2	3	5	1	3	10	10.9
at UCF	03/07/19	27	2-8	.250	0-2	.000	0-0	.000	2	1	3	3.2	3	1	1	1	0	4	10.6
HOUSTON	03/10/19	21	4-6	.667	1-2	.500	0-0	.000	0	1	1	3.2	4	2	2	0	0	9	10.6
vs SMU	03/15/19	26	1-5	.200	0-1	.000	2-2	1.000	1	0	1	3.1	3	0	1	1	0	4	10.4
vs Wichita St.	03/16/19	27	3-6	.500	0-1	.000	0-0	.000	1	3	4	3.1	0	2	1	2	2	6	10.2
vs Houston	03/17/19	19	2-4	.500	0-0	.000	0-0	.000	1	1	2	3.1	3	0	2	1	3	4	10.1
vs Iowa	03/22/19	27	2-5	.400	0-2	.000	0-0	.000	2	4	6	3.2	3	1	1	0	1	4	9.9
Totals		32	908	130-288	.451	21-76	.276	65-92	.707	46	65	111	3.2	84	38	50	31	346	9.9

2017-18 (FRESHMAN SEASON)

Opponent	Date	gs	min	Total		3-Pointers		Free throws		Rebounds				pts	avg					
				f-g	pct	f-g	pct	f-t	pct	off	def	tot	avg							
SAVANNAH STATE	11/10/17	15	5-12	.417	0-4	.000	0-0	.000	3	2	5	5.0	0	1	0	10.0				
WESTERN CAROLINA	11/13/17	19	5-7	.714	0-2	.000	0-2	.000	0	1	1	3.0	0	1	0	10.0				
COPPIN STATE	11/16/17	18	2-6	.333	0-2	.000	0-3	.000	0	2	2	2.7	0	2	0	1	4.0			
vs Buffalo	11/20/17	13	2-5	.400	0-0	.000	0-1	.000	0	1	1	2.3	2	0	2	1	7.0			
vs Richmond	11/21/17	15	0-2	.000	0-0	.000	1-2	.500	0	1	1	2.0	2	1	3	0	1	5.8		
vs Wyoming	11/22/17	11	1-3	.333	1-2	.500	1-2	.500	0	0	0	1.7	0	0	0	1	4.5			
ALABAMA STATE	11/27/17	20	3-5	.600	0-1	.000	2-3	.667	2	0	2	1.7	0	2	0	0	8.5			
at Xavier	12/02/17	2	0-0	.000	0-0	.000	0-0	.000	0	1	1	1.6	1	0	0	0	0.5			
vs Florida	12/09/17	2	0-0	.000	0-0	.000	0-0	.000	0	1	1	1.6	0	0	1	0	0	4.6		
MISSISSIPPI ST.	12/12/17	13	2-4	.500	0-2	.000	0-0	.000	0	1	1	1.5	1	0	2	1	1	4.5		
at UCLA	12/16/17	11	2-6	.333	0-1	.000	0-0	.000	2	1	3	1.6	1	1	1	0	4.5			
UA-PINE BLUFF	12/19/17	14	4-7	.571	0-1	.000	1-1	1.000	0	2	2	1.7	1	1	1	0	9.4			
CLEVELAND STATE	12/21/17	9	2-4	.500	1-1	1.000	0-0	.000	1	1	2	1.7	1	0	0	0	5.4			
MEMPHIS	12/31/17	17	1-3	.333	0-1	.000	1-2	.500	0	0	0	1.6	1	1	2	0	3.7			
at Temple	01/04/18	6	0-2	.000	0-0	.000	0-0	.000	0	0	0	1.5	0	0	0	1	0	4.4		
SMU	01/07/18	5	0-0	.000	0-0	.000	2-2	1.000	0	1	1	1.4	0	0	0	1	2	4.3		
at USF	01/13/18	5	0-1	.000	0-0	.000	0-0	.000	0	0	0	1.4	0	1	1	0	0	4.0		
ECU	01/20/18	12	0-5	.000	0-1	.000	0-0	.000	0	3	3	1.4	0	0	0	0	0	3.8		
TEMPLE	01/24/18	9	1-3	.333	0-0	.000	4-4	1.000	0	1	1	1.4	2	0	1	0	2	6.9		
at Memphis	1/27/18	2	0-0	.000	0-0	.000	0-0	.000	0	0	0	1.4	0	0	0	0	0	3.7		
HOUSTON	01/31/18	1	0-0	.000	0-0	.000	0-0	.000	0	0	0	1.3	0	0	0	0	0	3.5		
at UCONN	2/3/18	2	1-1	1.000	1-1	1.000	0-0	.000	0	0	0	1.2	0	0	0	0	0	3.5		
UCF	02/06/18	14	1-5	.200	0-2	.000	0-0	.000	1	1	2	1.3	2	2	0	2	1	2	3.4	
at SMU	02/11/18	12	3-5	.600	0-1	.000	2-2	1.000	0	0	0	1.2	1	1	2	0	1	8.3		
WICHITA STATE	02/18/18	6	0-0	.000	0-0	.000	1-2	.500	1	0	1	1.2	0	0	0	0	1	3.5		
UCONN	02/22/18	11	1-5	.200	0-2	.000	0-0	.000	1	0	1	1.2	2	1	1	0	2	3.5		
TULSA	02/25/18	7	1-2	.500	0-0	.000	0-1	.000	1	0	1	1.2	0	0	1	1	0	2.4		
at Tulane	03/01/18	27	2-6	.333	0-0	.000	2-4	.500	3	2	5	1.3	1	1	3	2	1	6.3		
at Wichita State	03/04/18	9	1-1	1.000	1-1	1.000	0-0	.000	0	1	1	1.3	1	0	0	0	0	3.5		
vs SMU	03/09/18	8	0-2	.000	0-1	.000	0-1	.000	0	1	1	1.3	1	0	1	0	0	3.4		
vs Memphis	3-10-18	9	0-1	.000	0-1	.000	0-0	.000	0	1	1	1.3	2	0	0	1	0	3.3		
vs Houston	3-11-18	0	0-0	.000	0-0	.000	0-0	.000	0	0	0	1.3	1	0	0	0	0	3.2		
vs Georgia State	03/16/18	1	0-1	.000	0-0	.000	0-0	.000	0	0	0	1.2	0	0	0	0	0	3.1		
Totals		0	325	40-104	.385	4-27	.148	17-32	.531	15	25	40	1.2	23	14	27	5	15	101	3.1



#3 JUSTIN JENIFER

GUARD • 5-10 • 175 • SENIOR • 3L • BALTIMORE, MD. (MILFORD MILL ACADEMY)

MOMENTS

- » Scored 17 points against SMU (3/15/19) in the AAC Tournament Quarterfinals on 6-of-6 field goal shooting, including 5-of-5 from three-point range (tying the school record for three-point field goal percentage).
- » Tallied 18 pointers with four threes, five assists and no turnovers against Tulane (1/2/19).
- » Scored 16 points with four threes against Coppin State (11/16/17).
- » Had a 21st birthday to remember, scoring 14 points on 5-of-8 shooting with four threes against Bowling Green (12/4/16).
- » Netted 11 points and dished out nine assists in 16 minutes against Robert Morris (11/15/15).

Career Recap: Finished career playing in 110 victories at Cincinnati, second most behind only Steve Logan (111 from 1999-2002) ... ranks second in school history with a .398 three-point shooting percentage (117 of 294) ... completed career with 291 assists and 82 turnovers (3.56-to-1 assist-to-turnover ratio)... helped the program achieve an 89-18 record during his final three seasons, the most wins in a three-year period in school history... helped UC advance to four NCAA Tournaments while winning the 2018 AAC regular-season championship and 2018 and 2019 AAC Tournament titles ... tied for ninth in school history with 132 games played ... started 67 of 132 career games played, averaging 4.8 points, 1.1 rebounds and 2.2 assists.

2018-19 Season (Senior): Started all 34 games played, averaging 8.6 points, 1.7 rebounds and 2.9 assists in 26.1 minutes ... finished the season with a 3.9-to-1 assist-to-turnover ratio which would have ranked third in the nation but his assists average (2.9) was just below the minimum average required by the NCAA (3.0) ... finished the season with 98 assists with 25 turnovers, recording only six multi-turnover games ... ranked among the AAC leaders in three-point shooting percentage (first at .444) and three-pointers made (13th at 1.8) ... shot 55.6 percent (10 of 18) from three-point range during the postseason ... scored a career-high 19 points on 7-of-12 shooting with a trio of threes against Iowa (3/22) in the first round of the NCAA Tournament ... converted a career-high six three-pointers, scoring 18 points against Tulsa (1/24) ... went 5-of-5 from three-point range in the quarterfinals of the AAC Tournament against SMU (3/15), marking only the fourth time in school history that a Bearcat shot 100 percent from long range (with a minimum of five attempts) and the first occasion since Sean Kilpatrick went 5 for 5 against Wright State in 2010-11 ... matched a career high handing out nine assists with one turnover against Xavier (12/8) ... scored seven of UC's last 12 points and assisted on three others to help the Bearcats to a 60-55 home win over UCF (2/21), finished with a team-high 12 points ... made at least one three in 25 of the last 30 games.

2017-18 Season (Junior): Started 33 of 36 games, averaging 4.8 points, 2.5 assists and 1.0 rebounds in 19.6 minutes ... finished season with 91 assists and only 24 turnovers (3.8-to-1 assist-to-turnover ratio), committing only four turnovers in the last 13 games (239 minutes) ... handed out a season-high seven assists against Cleveland State (12/21) ... scored a career-high 16 points with four three-pointers against Coppin State (11/16) ... tallied 15 points against on 6-of-12 shooting against Savannah State (11/10) ... netted 11 points with a trio of three-pointers against UCF (2/6) ... handed out three of more assists 14 times.

2016-17 Season (Sophomore): Played in 35 games as a reserve, averaging 2.8 points, 1.9 assists and 1.0 rebounds in 12.7 minutes ... handed out 68 assists with only 16 turnovers, a 4.3-to-1 assist-to-turnover ratio, for the season ... registered 35 assists with only five turnovers, a 7.0-to-1 assist-to-turnover ratio, in 12.2 minutes during league play ... scored a career-high 14 points on 5-of-8 shooting with a career-best four three-pointers in 28 minutes against Bowling Green (12/4) on his birthday ... tallied 13 points on 6-of-11 shooting with five assists in 23 minutes against Fairleigh Dickinson (12/17) ... recorded 12 points with nine assists and five rebounds in 28 minutes against USF (1/29) ... handed out nine assists without a turnover in 22 minutes against Texas Southern (12/13) ... handed out three or more assists nine times.

2015-16 Season (Freshman): Played in all 34 games as a reserve, averaging 2.4 points and 1.3 assists in 8.6 minutes ... shot 70.0 percent (14 of 20) from the free throw line for the season ... tallied a season-high 11 points and nine assists against Robert Morris (11/15) ... scored six or more points in seven games on the year ... played a conference-season high 18 minutes against Tulane (1/24), posting six points on a pair of threes to go with two assists and two rebounds ... registered eight points with a pair of threes against Arkansas-Pine Bluff (11/22) ... named to the Bearcat Honor Roll and the Dean's List during the spring 2016 semester.

SEASON & CAREER STATISTICS

2018-19 Season		Career
19 vs. Iowa, 3/22/19	Pts	19 vs. Iowa, 3/22/19
12, 2x (last vs. Iowa, 3/22/19)	FG Atts	12, 3x (last vs. Iowa, 3/22/19)
7 vs. Iowa, 3/22/19	FG Made	7 vs. Iowa, 3/22/19
10 vs. Tulsa, 1/24/19	3PT-FG Atts	10 vs. Tulsa, 1/24/19
6 vs. Tulsa, 1/24/19	3PT-FG Made	6 vs. Tulsa, 1/24/19
8, 2x (last at Wichita State, 1/19/19)	FT Atts	8, 2x (last at Wichita State, 1/19/19)
7 at Wichita State, 1/19/19	FT Made	7 at Wichita State, 1/19/19
6 at ECU, 1/5/19	Rebs	6 at ECU, 1/5/19
9 vs. Xavier, 12/8/18	Assts	9, 4x (last vs. Xavier, 12/8/18)
2, 3x (last at Memphis, 2/7/19)	Stls	3, 2x (last vs. USF, 2/4/16)
0	Blks	0
38 at ECU, 1/5/19	Mins	38 at ECU, 1/5/19

MISCELLANEOUS STATISTICS

CATEGORY	2015-16	2016-17	2017-18	2018-19	CAREER
Double-Figure Scoring Games	1	3	3	14	20
Double-Figure Rebounding Games	0	0	0	0	0
Double-Double Games	0	0	0	0	0
20-Point Scoring Games	0	0	0	0	0
Games Led UC in Scoring	0	0	0	3	3
Games Led UC in Rebounding	0	0	0	0	0
Games Led UC in Assists	1	4	7	11	23
Games With 3+ Assists	3	8	14	16	41
Games With 3+ Blocks	0	0	0	0	0
Games With 3+ Steals	2	1	0	0	3
Games With 3+ Three-Pointers	0	1	3	9	13

Prior to Cincinnati: Earned Baltimore Sun All-Metro second-team honors while averaging 17.3 points, 7.0 assists and 3.0 rebounds as a senior at Milford Mill Academy ... scored 30 or more points three times, including a 40-point effort during his final year, guiding the Millers to a 15-8 overall mark and an appearance at the regional finals ... tabbed a Gatorade Player of the Year nominee as a senior ... scored more than 1,000 points during his career ... helped his squad advance to the Maryland Class 3A state semifinals as a junior, averaging 18 points and 13 assists during the year ... claimed Baltimore Sun All-Metro first-team honors and was tabbed co-Baltimore County Player of the Year while posting double figures in every game and registered 12 double-doubles as a junior ... saw his team post a 26-2 record and win the state championship as a sophomore, tallying 17 points, seven assists and seven rebounds in the title game ... earned Baltimore Sun All-Metro second-team accolades as a sophomore ... named most valuable player at the 2013 Mary Kline Classic, posting 23 points and 10 assists.

Personal: Born December 4, 1995 in Baltimore, Maryland ... son of Kisha Hull and Howard Jenifer ... has one sister, Raeshawnda ... left-handed.

CAREER STATISTICS

Season	gp-gs min/avg		Total		3-Point		F-Throws		Rebounds				Scoring					
			fg-fga	pct	fg-fga	pct	ft-fa	pct	off	def	tot	avg	pf	fo	ast	to	blk	stl
2015-16	27-0	232/8.6	21-58	.362	10-30	.333	14-20	.700	2	16	18	0.7	18	0	34	17	0	14
2016-17	35-0	446/12.7	37-90	.411	17-45	.378	7-14	.500	8	27	35	1.0	32	0	68	16	0	16
2017-18	36-33	704/19.6	50-137	.365	30-84	.357	44-57	.772	8	29	37	1.0	43	0	91	24	0	17
2018-19	34-34	889/26.1	98-219	.447	60-135	.444	35-46	.761	6	53	59	1.7	42	0	98	25	0	22
TOTAL	132-67	2271/17.2	206-504	.409	117-294	.398	100-137	.730	24	125	149	1.1	135	0	291	82	0	69



#3 JUSTIN JENIFER

GUARD • 5-10 • 175 • SENIOR • 3L • BALTIMORE, MD. (MILFORD MILL ACADEMY)

GAME-BY-GAME STATISTICS

2018-19 (SENIOR SEASON)

Opponent	Date	gs	min	Total		3-Pointers		Free throws		Rebounds				pf	a	t/o	blk	stl	pts	avg	
				fg	pct	3fg	pct	ft	pct	off	def	tot	avg								
OHIO ST.	11/07/18	*	27	2-8	.250	1-4	.250	0-0	.000	0	2	2	2.0	2	5	1	0	1	5	5.0	
N.C. CENTRAL	11/13/18	*	22	4-5	.800	2-3	.667	0-0	.000	0	0	0	1.0	1	6	0	2	10	7.5		
WESTERN MICH.	11/19/18	*	18	0-4	.000	0-2	.000	0-0	.000	0	1	1	1.0	2	5	0	0	0	5.0		
vs George Mason	11/23/18	*	25	2-6	.333	0-0	.000	0-0	.000	0	1	1	1.0	1	3	0	0	4	4.8		
vs Ole Miss	11/24/18	*	27	3-6	.500	1-2	.500	0-0	.000	0	1	1	1.0	1	0	1	0	7	5.2		
ARK-PINE BLUFF	11/27/18	*	16	4-6	.667	3-5	.600	2-2	1.000	0	1	1	1.0	2	2	0	0	1	13	6.5	
at UNLV	12/01/18	*	28	2-5	.400	1-2	.500	2-4	.500	0	1	1	1.0	3	6	2	1	7	6.6		
NORTHERN KY.	12/04/18	*	20	3-3	1.000	2-2	1.000	2-2	1.000	0	3	3	1.3	0	3	0	0	10	7.0		
XAVIER	12/08/18	*	29	1-5	.200	1-4	.250	4-4	1.000	0	0	0	1.1	1	9	1	0	7	7.0		
at Mississippi State	12/15/18	*	28	1-2	.500	0-1	.000	0-0	.000	0	1	1	1.1	3	4	1	0	2	6.5		
UCLA	12/19/18	*	22	4-7	.571	3-5	.600	0-0	.000	0	0	0	1.0	1	5	0	0	11	6.9		
SOUTH CAROLINA ST.	12/22/18	*	29	4-11	.364	3-9	.333	0-0	.000	0	2	2	1.1	3	5	0	0	11	7.3		
TULANE	01/02/19	*	26	6-7	.857	4-5	.800	2-2	1.000	1	3	4	1.3	2	5	0	0	18	8.1		
at ECU	01/05/19	*	38	3-8	.375	1-5	.200	0-0	.000	0	6	6	1.6	2	3	0	0	1	7	8.0	
at Tulsa	01/10/19	*	13	1-4	.250	0-1	.000	0-0	.000	0	0	0	1.5	0	1	1	0	1	2	7.6	
UCONN	01/12/19	*	34	3-9	.333	3-7	.429	4-8	.500	0	4	4	1.7	1	0	2	0	1	13	7.9	
SOUTH FLA.	01/15/19	*	25	2-8	.250	2-5	.400	4-4	1.000	0	2	2	1.7	3	2	2	0	2	10	8.1	
at Wichita St.	01/19/19	*	27	4-5	.800	2-3	.667	7-8	.875	0	0	0	1.6	0	0	0	0	17	8.6		
TULSA	01/24/19	*	31	6-11	.545	6-10	.600	0-0	.000	0	2	2	1.6	0	4	2	0	18	9.1		
at Temple	01/27/19	*	24	3-7	.429	1-3	.333	2-4	.500	0	3	3	1.7	2	0	0	0	1	9	9.1	
SMU	02/02/19	*	24	2-5	.400	0-2	.000	0-0	.000	0	1	1	1.7	0	3	1	0	4	8.8		
at Memphis	02/07/19	*	34	5-12	.417	4-9	.444	0-0	.000	0	1	1	1.6	1	2	1	0	2	14	9.0	
at Houston	02/10/19	*	13	0-0	.000	0-0	.000	0-0	.000	0	0	0	1.6	0	1	1	0	0	0	8.7	
WICHITA ST.	02/17/19	*	24	2-5	.400	1-3	.333	0-0	.000	1	3	4	1.7	2	2	2	0	1	5	8.5	
UCF	02/21/19	*	23	4-7	.571	2-5	.400	2-2	1.000	0	2	2	1.7	1	3	0	0	12	8.6		
at UConn	02/24/19	*	26	4-8	.500	2-3	.667	0-0	.000	0	1	1	1.7	1	1	2	0	1	10	8.7	
at SMU	02/27/19	*	25	2-8	.250	2-6	.333	0-0	.000	0	2	2	1.7	1	1	0	0	1	6	8.6	
MEMPHIS	03/02/19	*	18	3-9	.333	2-6	.333	0-0	.000	0	1	1	1.6	1	2	1	0	1	8	8.6	
at UCF	03/07/19	*	27	1-3	.333	1-2	.500	0-0	.000	0	3	3	1.7	1	1	1	0	0	3	8.4	
HOUSTON	03/10/19	*	28	0-5	.000	0-3	.000	2-4	.500	0	3	3	1.7	1	2	0	0	2	8.2		
vs SMU	03/15/19	*	31	6-6	1.000	5-5	1.000	0-0	.000	1	0	1	1.7	1	4	1	0	1	17	8.5	
vs Wichita St.	03/16/19	*	37	3-8	.375	1-3	.333	0-0	.000	1	1	2	1.7	1	4	0	0	1	7	8.4	
vs Houston	03/17/19	*	35	1-4	.250	1-3	.333	0-0	.000	0	0	0	1.7	1	2	1	0	0	3	8.2	
vs Iowa	03/22/19	*	35	7-12	.583	3-7	.429	2-2	1.000	2	2	4	1.7	0	2	1	0	0	19	8.6	
Totals			34	889	98-219	.447	60-135	.444	35-46	.761	6	53	59	1.7	42	98	25	0	22	291	8.6

2016-17 (SOPHOMORE SEASON)

Opponent	Date	gs	min	Total		3-Pointers		Free throws		Rebounds		pf	a	t/o	blk	stl	pts	avg		
				fg-ga	pct	3fg-3ga	pct	ft-fta	pct	off	def									
BROWN	11/11/16	27	2-4	.500	1-3	.333	1-1	1.000	2	3	5	5.0	1	2	1	0	1	6.0		
ALBANY	11/14/16	19	2-5	.400	1-2	.500	1-2	.500	0	1	1	3.0	2	5	1	0	3	6.0		
vs Rhode Island	11/19/16	16	1-2	.500	1-2	.500	0-0	.000	0	0	0	2.0	2	0	0	0	1	3.50		
vs Penn State	11/20/16	23	1-4	.250	1-2	.500	0-1	.000	0	1	1	1.8	1	1	1	0	0	3.45		
SAMFORD	11/23/16	9	0-3	.000	0-2	.000	0-2	.000	0	0	0	1.4	1	1	1	0	0	0.36		
LIPSCOMB	11/26/16	13	2-4	.500	1-1	1.000	0-0	.000	0	2	2	1.5	0	2	2	0	1	5.38		
at Iowa State	12-01-16	5	0-1	.000	0-0	.000	0-0	.000	0	0	0	1.3	1	1	0	0	0	0.33		
BOWLING GREEN	12/04/16	28	5-8	.625	4-5	.800	0-0	.000	1	2	3	1.5	1	1	1	0	0	14.46		
at Butler	12/10/16	9	0-1	.000	0-1	.000	0-0	.000	1	1	2	1.6	1	1	1	0	0	0.41		
TEXAS SOUTHERN	12/13/16	22	3-5	.600	1-3	.333	1-2	.500	0	2	2	1.6	1	9	0	0	1	8.45		
FAIRLEIGH DICKINSON	12/17/16	23	6-11	.545	1-4	.250	0-0	.000	0	0	0	1.5	2	5	2	0	2	13.53		
MARSHALL	12/22/16	13	1-3	.333	0-1	.000	1-2	.500	0	1	1	1.4	0	3	0	0	0	3.51		
at Temple	12/28/16	12	1-3	.333	0-1	.000	0-0	.000	0	0	0	1.3	1	1	0	0	1	2.48		
TULANE	01/01/17	20	3-5	.600	1-2	.500	2-2	1.000	1	0	1	1.3	0	4	0	0	0	9.51		
at Houston	1/7/17	14	0-2	.000	0-1	.000	0-0	.000	0	1	1	1.3	1	3	1	0	0	0.48		
SMU	01/12/17	4	0-1	.000	0-1	.000	0-0	.000	0	1	1	1.3	1	0	0	0	0	0.45		
at East Carolina	01/15/17	11	1-2	.500	0-1	.000	0-0	.000	0	0	0	1.2	1	0	0	0	0	2.44		
TEMPLE	01/18/17	4	0-1	.000	0-1	.000	0-0	.000	0	0	0	1.1	0	0	0	0	0	0.41		
at Tulane	01/21/17	12	0-2	.000	0-2	.000	0-0	.000	0	1	1	1.1	1	2	0	0	0	0.39		
XAVIER	01/26/17	3	0-0	.000	0-0	.000	0-0	.000	0	0	0	1.1	1	0	0	0	0	0.37		
USF	01/29/17	28	5-7	.714	2-3	.667	0-0	.000	3	2	5	1.2	3	9	1	0	1	12.41		
at Tulsa	02/01/17	2	0-0	.000	0-0	.000	0-0	.000	0	0	0	1.2	1	0	0	0	0	0.39		
UCONN	02/04/17	15	0-1	.000	0-1	.000	0-0	.000	0	1	1	1.2	2	2	0	0	0	0.37		
UCF	02/08/17	15	2-5	.400	2-3	.667	0-0	.000	0	0	0	1.1	0	2	0	0	0	6.38		
at SMU	02/12/17	9	0-0	.000	0-0	.000	1-2	.500	0	0	0	1.1	1	2	0	0	0	1.37		
at USF	02/15/17	15	0-2	.000	0-0	.000	0-0	.000	0	0	0	1.0	0	5	0	0	2	0.36		
TULSA	02/18/17	17	1-1	1.000	0-0	.000	0-0	.000	0	1	1	1.0	1	3	2	0	1	2.35		
MEMPHIS	02/23/17	5	0-2	.000	0-1	.000	0-0	.000	0	2	2	1.1	1	0	0	0	0	0.34		
at UCF	2/26/17	9	0-0	.000	0-0	.000	0-0	.000	0	2	2	1.1	2	1	1	0	0	0.33		
HOUSTON	03/02/17	7	0-1	.000	0-0	.000	0-0	.000	0	0	0	1.1	0	0	0	0	0	0.32		
at UConn	3/5/17	20	1-2	.500	1-1	1.000	0-0	.000	0	1	1	1.1	0	1	0	0	1	3.32		
vs Tulsa	3/10/17	11	0-2	.000	0-1	.000	0-0	.000	0	2	2	1.1	0	1	0	0	1	0.31		
at UConn	3/11/17	2	0-0	.000	0-0	.000	0-0	.000	0	0	0	1.1	2	0	1	0	0	0.30		
vs Kansas State	03/17/17	2	0-0	.000	0-0	.000	0-0	.000	0	0	0	1.0	0	0	0	0	0	0.29		
vs UCLA	03/19/17	2	0-0	.000	0-0	.000	0-0	.000	0	0	0	1.0	0	1	0	0	0	0.28		
Totals		0	446	37-90	.411	17-45	.378	7-14	.500	8	27	35	1.0	32	68	16	0	16	98	2.8

2017-18 (JUNIOR SEASON)

Opponent	Date	gs	min	Total		3-Pointers		Free throws		Rebounds		pf	a	t/o	blk
----------	------	----	-----	-------	--	------------	--	-------------	--	----------	--	----	---	-----	-----



#5 TREVOR MOORE

GUARD • 6-5 • 195 • SOPHOMORE • 1L • HOUSTON, TEXAS/SOUTH KENT PREP (CONN.)

MOMENTS

- » Tallied a season-best 14 points on 4-of-7 shooting against UCF (2/6/18).
- » Hit a season-best four threes for 12 points against UConn (2/22/18).
- » Scored nine points with a season-best eight rebounds against Richmond (11/21/17).

2018-19 Season (Sophomore): Played in 34 games as a reserve, averaging 2.3 points and 1.4 rebounds in 11.8 minutes ... scored a season-high 10 points with a pair of threes against South Carolina State (12/22) ... hit a trio of three-pointers for nine points vs. SMU (2/2) and at Tulsa (1/10) ... contributed five points with four assists and three steals in 22 minutes against Arkansas Pine-Bluff (11/27) ... grabbed a season-high five rebounds at Temple (1/27) ... named to the Bearcats Academic Honor Roll during the 2018 fall semester.

2017-18 Season (Freshman): Played in 35 games as a reserve, averaging 3.4 points and 1.7 rebounds in 11.9 minutes ... posted a season-high 14 points on 4-of-7 shooting with a pair of threes in 13 minutes against UCF (2/6) ... scored 12 points with a season-best four three-pointers in 19 minutes against UConn (2/22) ... tallied 12 points with three threes in 16 minutes against Memphis (12/31) ... scored 11 points with a pair of steals against Alabama State (11/27) ... produced nine points and grabbed a season-high eight rebounds against Richmond (11/21).

Prior to Cincinnati: Averaged 13 points, 6.5 rebounds and three assists during the 2016-17 season at South Kent Prep in Connecticut ... ranked as the seventh-best prospect in Connecticut for 2017 according to the New England Recruiting Report ... averaged 14.3 points while shooting 37.6 percent (56 of 149) from three-point range and 39.0 percent (67 of 172) from the field during 16 games for the 2016 Houston Defenders, an AAU squad on the Under Armour Association's 17U summer circuit ... made 35 three-pointers during the circuit's April-May schedule, ranking second among all guards ... three-time all-district selection at Phillis Wheatley High School, led the Greater Houston area in three-pointers made as a junior ... advanced to the 2017 NEPSAC Class AAA semifinals and the 2017 National Prep School Championship quarterfinals.

Personal: Born July 3, 1999 in Houston, Texas ... son of Renell and Ray Moore ... has two brothers, D'Ion and KJ and two sisters, Alteria and Kenetra.

SEASON & CAREER STATISTICS

2018-19 Season		Career
10 vs. SC State, 12/22/18	Pts	14 vs. UCF, 2/6/18
10 vs. SC State, 12/22/18	FG Atts	10 vs. SC State, 12/22/18
4 vs. SC State, 12/22/18	FG Made	4, 4x (last vs. SC State, 12/22/18)
8 vs. SC State, 12/22/18	3PT-FG Atts	8, 2x (last vs. SC State, 12/22/18)
3, 2x (last vs. SMU, 2/2/19)	3PT-FG Made	4 vs. UConn, 2/22/18
2, 4x (last vs. Iowa, 3/22/19)	FT Atts	5, vs UCF, 2/6/18
2, 3x (last vs. Iowa, 3/22/19)	FT Made	4 vs UCF, 2/6/18
5 at Temple, 1/27/19	Rebs	8 vs. Richmond, 11/21/17
4 vs. Arkansas-Pine Bluff, 11/27/18	Assts	4 vs. Arkansas-Pine Bluff, 11/27/18
3, 2x (last at Tulsa, 1/10/19)	Stls	3, 2x (last at Tulsa, 1/10/19)
1 vs. Arkansas-Pine Bluff, 11/27/18	Blks	1, 3x (last vs. Ark.-Pine Bluff, 11/27/18)
26 at Tulsa, 1/10/19	Mins	26, 2x (last at Tulsa, 1/10/19)

MISCELLANEOUS STATISTICS

CATEGORY	2017-18	2018-19	CAREER
Double-Figure Scoring Games	4	1	5
Double-Figure Rebounding Games	0	0	0
Double-Double Games	0	0	0
20-Point Scoring Games	0	0	0
Games Led UC in Scoring	1	0	1
Games Led UC in Rebounding	1	0	1
Games Led UC in Assists	0	0	0
Games With 3+ Assists	1	1	2
Games With 3+ Blocks	0	0	0
Games With 3+ Steals	0	2	2
Games With 3+ Three-Pointers	3	2	5

GAME-BY-GAME STATISTICS

2018-19 (SOPHOMORE SEASON)

Opponent	Date	gs	min	Total		3-Pointers		Free throws		Rebounds				pf	a	tlo	blk	stl	pts	avg
				fg-fga	pct	3fg-fga	pct	ft-fa	pct	off	def	tot	avg							
OHIO ST.	11/07/18	18	1-5	200	0-3	0.00	0-0	0.00	0	2	2	2.0	1	0	0	1	2	2.0		
N.C. CENTRAL	11/13/18	16	1-3	333	0-1	0.00	1-1	1.000	0	0	0	1.0	2	1	0	0	0	3	2.5	
MILWAUKEE	11/16/18	10	0-1	0.00	0-1	0.00	0-0	0.00	0	0	0	0.7	0	1	0	0	0	0	1.7	
WESTERN MICH.	11/19/18	10	0-0	0.00	0-0	0.00	2-2	1.000	1	1	2	1.0	0	1	0	0	0	2	1.8	
vs George Mason	11/23/18	5	0-0	0.00	0-0	0.00	0-0	0.00	0	1	1	1.0	0	0	3	0	2	0	1.4	
ARK.-PINE BLUFF	11/27/18	22	2-4	500	1-3	333	0-0	0.00	0	2	2	1.2	3	4	0	1	3	5	2.0	
at UNLV	12/01/18	7	1-2	500	1-2	500	0-0	0.00	1	2	3	1.4	0	1	0	0	0	3	2.1	
NORTHERN KY.	12/04/18	12	0-1	0.00	0-1	0.00	0-0	0.00	0	2	2	1.5	1	1	1	0	0	0	1.9	
XAVIER	12/08/18	7	1-1	1.000	1-1	1.000	0-0	0.00	0	1	1	1.4	1	0	0	0	1	3	2.0	
at Mississippi State	12/15/18	4	0-1	0.00	0-1	0.00	0-0	0.00	0	0	0	1.3	0	0	0	0	0	0	1.8	
UCLA	12/19/18	19	1-4	250	1-3	333	0-0	0.00	0	3	3	1.6	1	2	0	0	2	3	1.9	
SOUTH CAROLINA ST.	12/22/18	22	4-10	400	2-8	250	0-0	0.00	0	3	3	1.6	1	1	2	0	0	10	2.6	
TULANE	01/02/19	5	0-1	0.00	0-1	0.00	0-0	0.00	0	0	0	1.5	0	0	0	0	0	0	2.4	
at ECU	01/05/19	6	2-4	500	0-2	0.00	0-0	0.00	1	0	1	1.4	2	0	0	0	1	4	2.5	
at Tulsa	01/10/19	26	3-7	429	3-7	429	0-0	0.00	1	2	3	1.5	2	0	0	0	3	9	2.9	
UCONN	01/12/19	10	0-1	0.00	0-1	0.00	0-0	0.00	0	0	0	1.4	0	0	0	0	0	0	2.8	
SOUTH FLA.	01/15/19	10	0-2	0.00	0-2	0.00	0-0	0.00	1	1	2	1.5	1	2	0	0	0	0	2.6	
at Wichita St.	01/19/19	8	0-1	0.00	0-1	0.00	0-0	0.00	0	1	1	1.4	4	0	0	0	0	0	2.4	
TULSA	01/24/19	7	1-3	333	1-3	333	0-0	0.00	0	1	1	1.4	1	0	1	0	0	3	2.5	
at Temple	01/27/19	17	1-2	500	0-1	0.00	0-0	0.00	2	3	5	1.6	1	0	0	0	0	2	2.5	
SMU	02/02/19	17	3-6	500	3-6	500	0-0	0.00	1	0	1	1.6	1	1	0	0	0	9	2.8	
at Memphis	02/07/19	12	1-2	500	1-2	500	0-0	0.00	0	0	0	1.5	1	1	0	0	0	3	2.8	
at Houston	02/10/19	15	1-4	250	1-3	333	0-0	0.00	1	0	1	1.5	1	1	0	0	1	3	2.8	
WICHITA ST.	02/17/19	11	0-1	0.00	0-1	0.00	0-0	0.00	0	0	0	1.4	2	1	0	0	0	0	2.7	
UCF	02/21/19	13	0-1	0.00	0-1	0.00	0-0	0.00	0	2	2	1.4	1	0	2	0	0	0	2.6	
at UConn	02/24/19	14	1-2	500	1-2	500	0-0	0.00	1	0	1	1.4	2	0	0	0	0	3	2.6	
at SMU	02/27/19	11	1-4	250	1-3	333	0-0	0.00	0	1	1	1.4	0	0	0	0	0	3	2.6	
MEMPHIS	03/02/19	15	0-2	0.00	0-1	0.00	0-2	0.00	1	0	1	1.4	1	1	0	0	0	0	2.5	
at UCF	03/07/19	11	1-2	500	1-2	500	2-2	1.000	0	1	1	1.4	1	1	0	0	0	5	2.6	
HOUSTON	03/10/19	8	0-0	0.00	0-0	0.00	0-0	0.00	0	1	1	1.4	2	0	0	0	0	0	2.5	
vs SMU	03/15/19	13	1-3	333	0-1	0.00	0-0	0.00	2	2	4	1.5	1	0	1	0	0	2	2.5	
vs Wichita St.	03/16/19	8	0-2	0.00	0-1	0.00	0-0	0.00	1	0	1	1.4	1	0	0	0	0	0	2.4	
vs Houston	03/17/19	4	0-0	0.00	0-0	0.00	0-0	0.00	0	0	0	1.4	0	0	0	0	0	0	2.3	
vs Iowa	03/22/19	9	0-3	0.00	0-3	0.00	2-2	1.000	0	1	1	1.4	4	1	0	0	0	2	2.3	
Totals		0	402	27-85	318	18-68	265	7-9	.778	14	33	47	1.4	39	18	10	1	14	79	2.3

2017-18 (FRESHMAN SEASON)

Opponent	Date	gs	min	Total		3-Pointers		Free throws		Rebounds				pf	a	tlo	blk	stl	pts	avg
				fg/fga	pct	3fg/3ga	pct	ft/fta	pct	off	def	tot	avg							
SAVANNAH STATE	11/10/17	14	2-4	500	2-4	500	0-0	0.00	1	1	2	2.0	1	0	0	0	0	8	8.0	
WESTERN CAROLINA	11/13/17	13	1-3	333	1-3	333	2-2	1.000	0	3	3	2.5	1	0	1	0	0	5	6.5	
COPPIN STATE	11/16/17	14	1-3	333	1-3	333	2-4	.500	1	1	2	2.3	1	0	1	0	2	5	6.0	
vs Buffalo	11/20/17	9	1-1	1.000	1-1	1.000	0-0	0.00	0	1	1	2.0	2	0	0	0	0	3	5.3	
vs Richmond	11/21/17	24	3-6	500	3-6	500	0-0	0.00	1	7	8	3.2	2	3	1	0	1	9	6.0	
vs Wyoming	11/22/17	15	1-3	333	1-2	500	0-0	0.00	0	3	3	3.2	1	0	0	0	0	3	5.5	
ALABAMA STATE	11/27/17	15	3-7	429	2-6	333	3-4	.750	0	3	3	3.1	3	0	1	0	2	11	6.3	
at Xavier	12/02/17	9	0-3	0.00	0-3	0.00	0-0	0.00	0	2	2	3.0	2	0	0	0	1	0	5.5	
MISSISSIPPI ST.	12/12/17	3	0-1	0.00	0-1	0.00	0-0	0.00	0	0	0	2.7	1	0	0	0	0	0	4.9	
at UCLA	12/16/17	0	0-0	0.00	0-0	0.00	0-0	0.00	0	0	0	2.4	0	0	0	0	0	0	4.4	
UA-PINE BLUFF	12/19/17	22	2-5	400	1-3	333	1-2	.500	1	3	4	2.5	1	2	1	0	2	6	4.5	
CLEVELAND STATE	12/21/17	9	1-3	333	1-3	333	0-0	0.00	0	0	0	2.3	0	1	0	0	0	3	4.4	
MEMPHIS	12/31/17	16	4-7	571	3-6	500	1-2	.500	2	0	2	2.3	2	1	0	0	1	12	5.0	
at Temple	01/04/18	11	0-1	0.00	0-1	0.00	0-0	0.00	2	1	3	2.4	1	0	1	0	2	0	4.6	
SMU	01/07/18	6	0-2	0.00	0-1	0.00	1-2	.500	1	0	1	2.3	1	0	1	0	1	4	4.4	
at USF	1/13/18	16	0-2	0.00	0-0	0.00	1-2	.500	0	1	1	2.2	1	0	0	0	1	1	4.2	
at UCF	1/16/18	14	1-3	333	0-1	0.00	1-2	.500	0	3	3	2.2	2	0	0	0	1	3	4.1	
ECU	01/20/18	10	0-2	0.00	0-1	0.00	2-2	1.000	0	0	0	2.1	0	0	0	0	1	2	4.0	
TEMPLE	01/24/18	13	2-6	333	1-4	250	0-1	.000	0	2	2	2.1	2	1	1	0	0	5	4.1	
at Memphis	1/27/18	26	2-4	500	2-4	500	2-2	1.000	0	3	3	2.2	2	1	0	0	0	8	4.3	
HOUSTON	01/31/18	7	0-2	0.00	0-1	0.00	1-2	.500	1	0	1	2.1	1	0	0	0	0	1	4.1	
at UCONN	2/3/18	10	0-1	0.00	0-1	0.00	0-0	0.00	0	0	0	2.0	0	0	0	0	1	0	3.9	
UCF	02/06/18	13	4-7	571	2-4	500	4-5	.800	0	1	1	2.0	0	0	1	0	0	14	4.3	
at SMU	02/11/18	15	0-4	0.00	0-4	0.00	0-0	0.00	0	1	1	1.9	1	0	2	1	0	0	4.2	
at Houston	2/15/18	10	0-1	0.00	0-1	0.00	0-0	0.00	0	1	1	1.9	0	0	0	0	0	0	4.0	
WICHITA STATE	02/18/18	6	0-2	0.00	0-1	0.00	0-0	0.00	1	0	1	1.8	0	0	0	0	0	0	3.8	
UCONN	02/22/18	19	4-8	500	4-8	500	0-0	0.00	1	2	3	1.9	1	2	0	0	1	12	4.1	
TULSA	02/25/18	14	1-3	333	0-2	0.00	0-0	0.00	1	0	1	1.9	0	0	2	0	0	2	4.1	
at Tulane	03/01/18	16	0-1	0.00	0-1	0.00	2-2	1.000	0	1	1	1.8	3	0	1	1	1	2	4.0	
at Wichita State	03/04/18	2	0-0	0.00	0-0	0.00	0-0	0.00	0	1	1	1.8	0	0	0	0	0	0	3.9	
vs SMU	03/09/18	6	0-1	0.00	0-0	0.00	0-0	0.00	1	2	3	1.8	1	1	0	0	0	0	3.7	
vs Memphis	3-10-18	7	0-0	0.00	0-0	0.00	0-0	0.00	0	0	0	1.8	1	0	0	0	0	0	3.6	
vs Houston	3-11-18	7	0-2	0.00	0-1	0.00	0-0	0.00	0	0	0	1.7	2	0	0	0	0	0	3.5	
vs Georgia State	03/16/18	11	0-4	0.00	0-3	0.00	0-0	0.00	0	3	3	1.8	3	1	1	0	0	0	3.4	
vs Nevada	03/18/18	16	1-2	500	1-2	500	0-0	0.00	0	1	1	1.7	1	0	0	0	0	3	3.4	
Totals		0	418	35-105	333	26-82	317	23-34	676	14	47	61	1.7	40	14	15	2	18	119	3.4



#10 RASHAWN FREDERICKS

GUARD/FORWARD • 6-5 • 200 • JUNIOR • TR • ST. CROIX, VIRGIN ISLANDS (MOTLOW STATE CC)

2018-19 Season (Junior): Played in 35 games as a reserve, averaging 2.3 points and 2.2 rebounds in 10.3 minutes ... scored a season-high 11 points on 5-of-6 shooting in 11 minutes against George Mason (11/23) ... posted 10 points, three rebounds and two blocks in a season-high 23 minutes against Arkansas-Pine Bluff (11/27) ... hit a trio of threes for nine points against Tulane (1/2) ... pulled down a season-high eight rebounds against Wichita State (2/17) ... grabbed four rebounds and scored six key points to give Cincinnati the lead for good at SMU (2/27).

Prior to Cincinnati: Played the last two seasons at Motlow State Community College in Tennessee, averaging double-doubles in points and rebounds each season while helping lead the Bucks to a combined 53-14 record, back-to-back state championships and a final eight appearance at the 2016-17 NJCAA national tournament ... 2017-18 NJCAA First Team All-America and the TCCAA Regular-Season Player of the Year ... 2016-17 TCCAA/Region VII Freshman of the Year ... averaged 17.7 points and 10.3 rebounds while shooting 46.7 percent from the field in 2017-18 ... ranked 12th nationally with 117 offensive rebounds and 18th in rebounding average ... scored 36 points on 14-of-26 shooting from the floor with nine rebounds in an NJCAA Tournament second-round loss to No. 3 Vincennes ... averaged 13.1 points and 10.0 rebounds while shooting 52.7 percent from the field and 41.1 percent from beyond the arc in 2016-17 ... played for the Virgin Islands senior men's national team in the 2017 FIBA America Cup Tournament and the Under-17 national team in the FIBA 2013 Centrobasket U-17 Championships ... attended Chamberlain High School in Tampa, Fla.

Personal: Born Nov. 12, 1996 in St. Croix, Virgin Islands ... son of Dedra Rivera ... has three sisters: Ariffa, Rashawna and Rashiema and two brothers: Rashiem and Rasim ... right-handed.

SEASON & CAREER STATISTICS

2018-19 Season		Career
11 vs. George Mason, 11/23/18	Pts	11 vs. George Mason, 11/23/18
8 vs. Arkansas-Pine Bluff, 11/27/18	FG Atts	8 vs. Arkansas-Pine Bluff, 11/27/18
5 vs. George Mason, 11/23/18	FG Made	5 vs. George Mason, 11/23/18
5 vs. Tulane, 1/2/19	3PT-FG Atts	5 vs. Tulane, 1/2/19
3 vs. Tulane, 1/2/19	3PT-FG Made	3 vs. Tulane, 1/2/19
4 vs. SC State, 12/22/18	FT Atts	4 vs. SC State, 12/22/18
4 vs. SC State, 12/22/18	FT Made	4 vs. SC State, 12/22/18
8 vs. Wichita State, 2/17/19	Rebs	8 vs. Wichita State, 2/17/19
1, 7x (last vs. Tulsa, 1/24/19)	Assts	1, 7x (last vs. Tulsa, 1/24/19)
3 vs. SC State, 12/22/18	Stls	3 vs. SC State, 12/22/18
2 vs. Arkansas-Pine Bluff, 11/27/18	Blks	2 vs. Arkansas-Pine Bluff, 11/27/18
23 vs. Arkansas-Pine Bluff, 11/27/18	Mins	23 vs. Arkansas-Pine Bluff, 11/27/18

MISCELLANEOUS STATISTICS

CATEGORY	2018-19	CAREER
Double-Figure Scoring Games	2	2
Double-Figure Rebounding Games	0	0
Double-Double Games	0	0
20-Point Scoring Games	0	0
Games Led UC in Scoring	0	0
Games Led UC in Rebounding	1	1
Games Led UC in Assists	0	0
Games With 3+ Assists	0	0
Games With 3+ Blocks	0	0
Games With 3+ Steals	1	1
Games With 3+ Three-Pointers	1	1

GAME-BY-GAME STATISTICS

2018-19 (JUNIOR SEASON)

Opponent	Date	gs	min	Total		3-Pointers		Free throws		Rebounds		pf	a	t/o	blk	stl	pts	avg		
				fg-fga	pct	3fg-fga	pct	ft-fa	pct	off	def									
OHIO ST.	11/07/18	14	0-2	.000	0-2	.000	1-2	.500	1	1	2	2	0	1	0	0	0	1.0		
N.C. CENTRAL	11/13/18	11	1-1	1.000	0-0	.000	1-2	.500	0	0	0	1	0	1	1	1	0	3.20		
MILWAUKEE	11/16/18	8	0-4	.000	0-3	.000	0-0	.000	1	1	2	1	2	1	0	1	0	0.13		
WESTERN MICH.	11/19/18	9	2-5	.400	0-2	.000	0-0	.000	2	2	4	2	0	1	0	0	4	2.0		
vs George Mason	11/23/18	11	5-6	.833	1-2	.500	0-0	.000	0	0	0	1	6	1	0	0	0	11.38		
vs Ole Miss	11/24/18	15	1-1	1.000	0-0	.000	1-2	.500	0	2	2	1	1	1	2	0	3	3.37		
ARK.-PINE BLUFF	11/27/18	23	4-8	.500	2-2	1.000	0-0	.000	1	2	3	1	9	2	1	3	2	10.46		
at UNLV	12/01/18	9	0-1	.000	0-0	.000	2-2	1.000	1	0	1	1	8	0	1	1	0	2.43		
NORTHERN KY.	12/04/18	12	1-2	.500	0-1	.000	0-0	.000	1	1	2	1	8	1	0	2	0	1.24		
XAVIER	12/08/18	6	0-2	.000	0-0	.000	0-0	.000	0	0	0	1	6	1	0	0	0	0.36		
at Mississippi State	12/15/18	17	1-3	.333	0-2	.000	3-3	1.000	3	2	5	1	9	1	0	0	0	5.37		
UCLA	12/19/18	20	1-2	.500	1-2	.500	0-0	.000	1	3	4	2	1	0	0	0	0	3.37		
SOUTH CAROLINA ST.	12/22/18	17	1-3	.333	0-1	.000	4-4	1.000	2	3	5	2	3	0	0	0	3	6.38		
TULANE	01/02/19	16	3-6	.500	3-5	.600	0-0	.000	0	3	3	2	4	1	0	0	0	9.42		
at ECU	01/05/19	12	0-0	.000	0-0	.000	0-0	.000	1	0	1	2	3	2	1	1	0	0.39		
at Tulsa	01/10/19	13	0-3	.000	0-2	.000	0-0	.000	1	1	2	2	3	2	0	0	0	3.37		
UCONN	01/12/19	6	0-1	.000	0-1	.000	0-0	.000	0	0	0	2	1	0	1	0	1	0.35		
SOUTH FLA.	01/15/19	5	0-0	.000	0-0	.000	0-0	.000	0	0	0	2	0	0	0	0	1	0.33		
at Wichita St.	01/19/19	4	0-1	.000	0-1	.000	0-0	.000	0	0	0	1	9	0	1	0	0	0.31		
TULSA	01/24/19	8	2-2	1.000	0-0	.000	0-0	.000	2	1	3	2	0	1	1	0	0	4.32		
at Temple	01/27/19	1	0-0	.000	0-0	.000	0-0	.000	0	0	0	1	9	0	0	0	0	0.30		
SMU	02/02/19	9	0-1	.000	0-0	.000	0-0	.000	1	3	4	2	0	0	0	0	0	2.9		
at Memphis	02/07/19	17	1-6	.167	0-2	.000	0-2	.000	4	2	6	2	1	2	0	1	2	2.28		
at Houston	02/10/19	14	0-2	.000	0-0	.000	0-0	.000	1	2	3	2	2	1	0	0	0	2.27		
WICHITA ST.	02/17/19	15	1-3	.333	1-2	.500	0-0	.000	0	8	8	2	4	1	0	0	1	3.27		
UCF	02/21/19	5	0-1	.000	0-0	.000	0-0	.000	0	1	1	2	3	1	0	0	0	0.26		
at UConn	02/24/19	9	0-1	.000	0-1	.000	0-0	.000	0	1	1	2	3	1	0	0	0	0.25		
at SMU	02/27/19	15	2-3	.667	0-0	.000	2-2	1.000	1	3	4	2	4	2	0	0	0	6.26		
MEMPHIS	03/02/19	4	0-3	.000	0-1	.000	0-0	.000	3	0	3	2	4	0	0	0	0	0.26		
at UCF	03/07/19	3	0-0	.000	0-0	.000	0-0	.000	0	2	2	4	1	0	0	0	0	0.25		
HOUSTON	03/10/19	10	0-0	.000	0-0	.000	0-0	.000	0	0	0	2	3	0	0	0	0	0.24		
vs SMU	03/15/19	6	1-2	.500	0-0	.000	0-0	.000	0	1	1	2	3	2	0	0	0	2.24		
vs Wichita St.	03/16/19	7	2-3	.667	0-0	.000	1-1	1.000	1	3	4	2	3	0	0	1	0	5.25		
vs Houston	03/17/19	5	0-2	.000	0-0	.000	0-0	.000	0	1	1	2	3	0	0	0	0	2.4		
vs Iowa	03/22/19	3	0-1	.000	0-1	.000	0-0	.000	1	0	1	2	2	0	0	0	0	0.23		
Totals		0	359	29-81	.358	8-34	.235	15-20	.750	29	49	78	22	28	8	12	5	10	81	2.3

CAREER STATISTICS

			Total		3-Point		F-Throws		Rebounds											Scoring	
Season	gp-gs	min/avg	fg-fga	pct	fg-fga	pct	ft-fa	pct	off	def	tot	avg	pf	fo	ast	to	blk	stl	pts	avg	
2018-19	35-0	359/10.3	29-81	.358	8-34	.235	15-20	.750	29	49	78	2.2	28	0	8	12	5	10	81	2.3	
TOTAL	35-0	359/10.3	29-81	.358	8-34	.235	15-20	.750	29	49	78	2.2	28	0	8	12	5	10	81	2.3	



#11 LAQUILL HARDNETT

FORWARD • 6-8 • 210 • FRESHMAN • HS • PHILADELPHIA, PA. (PERRY HALL HS)

2018-19 Season (Redshirt): Did not see action.

Prior to Cincinnati: Averaged 17 points, 10 rebounds and four assists with 13 double-doubles as a senior at Perry Hall High School, helping the Gators to a 21-6 mark and their second consecutive Maryland Class 4A state championship ... scored 31 points and grabbed 12 rebounds in the state title game, helping the Gators rally for the win tallying 12 points in the fourth quarter ... shot 58.6 percent from the field and averaged 19 points, 12 rebounds, four assists and two blocks during the state tournament ... averaged 12.9 points, 10.2 rebounds and four assists with 15 double-doubles as a junior, helping the Gators to a 26-2 mark and their first state crown in 2016-17 ... finished as the 2016-17 state tournament's leading rebounder, averaging 16.5 boards per game while also scoring 12.5 points and 2.5 blocks ... a two-time Baltimore Sun All-Metro First Team selection and two-time All-Xfinity All-Tournament team honoree, Hardnett scored 1,087 career points as a three-year starter at Perry Hall.

Personal: Born Sept. 26, 1999 in Philadelphia, Pa. ... son of Anita and Darryl Hardnett ... right-handed.

SEASON & CAREER STATISTICS

2018-19		CAREER
0	Pts	0
0	FG Atts	0
0	FG Made	0
0	3PT-FG Atts	0
0	3PT-FG Made	0
0	FT Atts	0
0	FT Made	0
0	Rebs	0
0	Assts	0
0	Stls	0
0	Blks	0
0	Mins	0

MISCELLANEOUS STATISTICS

CATEGORY	2018-19	CAREER
Double-Figure Scoring Games	0	0
Double-Figure Rebounding Games	0	0
Double-Double Games	0	0
20-Point Scoring Games	0	0
Games Led UC in Scoring	0	0
Games Led UC in Rebounding	0	0
Games Led UC in Assists	0	0
Games With 3+ Assists	0	0
Games With 3+ Blocks	0	0
Games With 3+ Steals	0	0
Games With 3+ Three-Pointers	0	0

GAME-BY-GAME STATISTICS

2018-19 (FRESHMAN SEASON)

CAREER STATISTICS



#13 TREVON SCOTT

FORWARD • 6-8 • 225 • R-JUNIOR • 2L • TOWNSEND, GA./McINTOSH COUNTY ACADEMY

CONFERENCE AWARDS

» All-Tournament Team (2019)

MOMENTS

» Notched 17 points and 12 rebounds against SMU (3/15/19) in the AAC Tournament Quarterfinals.

» Posted a career-high 22 points and matched a career-best with 10 rebounds, making 12 of 13 free throws vs. Northern Kentucky (12/4/18).

» Recorded his first career double-double with 15 points and 10 rebounds against Milwaukee (11/16/18).

2018-19 Season (R-Junior): Started all 35 games, averaging 9.3 points, 6.9 rebounds and 1.5 assists in 30.6 minutes ... named to American Championship All-Tournament Team, averaging 13.7 points and a team-high 9.3 rebounds ... finished the season ranked among AAC leaders in in rebounds (seventh at 6.9), offensive rebounds (seventh at 2.3), defensive rebounds (ninth at 4.5), field goal percentage (14th at .472) and minutes played (19th at 30.6) ... registered five double-doubles on the season, including 17 points and a career-high 12 rebounds against SMU (3/15) in the quarterfinals of the AAC Tournament ... poured in a team-high 20 points on 9-of-15 shooting with a pair of threes and nine rebounds at UCF (3/7) ... achieved a career-high 22 points and matched a career-high with 10 rebounds while making 12 of 13 free throws vs. Northern Kentucky (12/4) ... scored in double figures in 16 games ... led the Bearcats in rebounding in 19 games ... named to the Bearcats Academic Honor Roll and Dean's List during the 2019 spring semester.

2017-18 Season (R-Sophomore): Played in all 36 games as a reserve, averaging 3.1 points, 3.6 rebounds, and 0.9 assists in 12.5 minutes ... shot 55.4 percent (41 of 74) from the field ... scored a season-high 10 points on 3-of-7 shooting with six rebounds in 17 minutes at Tulane (3/1) ... posted nine points on 4-of-5 shooting with a season-high nine rebounds in 19 minutes against UConn (2/22) ... grabbed at least one rebound in 30 of 36 games ... named to the Bearcats Academic Honor Roll and Dean's List during the fall 2017 semester ... earned Legion of Excellence Award for team's highest grade-point average ... received 2018 Academic All-AAC honors.

2016-17 Season (R-Freshman): Played in 35 games as a reserve, averaging 3.1 points and 2.5 rebounds in 10.2 minutes ... shot 50 percent (45 of 90) from the field on the season ... scored a season-high 11 points on 5-of-10 shooting with seven rebounds and three assists in 18 minutes against Texas Southern (12/13) ... recorded 10 points on 5-of-5 shooting against Fairleigh Dickinson (12/17) ... registered 10 points on 5-of-6 shooting against Penn State (11/20) ... tallied nine points and nine rebounds with a season-best five assists and five blocks in a season-high 29 minutes against Lipscomb (11/26) ... recorded nine points, seven rebounds and a season-high five steals against USF (1/29) ... grabbed at least one rebound in 28 of 35 games played.

2015-16 Season (Redshirt): Did not see action.

Prior to Cincinnati: Named the Georgia Region 2A Player of the Year as a junior and senior ... tabbed first team all-region as a freshman and sophomore ... set the school scoring mark with 1,824 points while averaging 13.3 rebounds during his career at McIntosh County Academy in Darien, Georgia (population 1,880) ... averaged 21.6 points, 14.1 rebounds, 6.5 assists and 3.5 blocks as a senior ... posted 22.3 points, 13.7 rebounds, 6.7 assists and 3.7 blocks as a junior ... tabbed a three-star prospect by ESPN, Rivals.com and Scout.com and 247 Sports.

Personal: Born Nov. 25, 1996 in Brunswick, Georgia ... son of Anitra and Eddie Scott ... has two sisters, Jada and Jadyn, who signed NLLs to play for Cincinnati beginning in 2019-2020 ... right-handed ... first named pronounced "TREVY-vaughn."

SEASON & CAREER STATISTICS

2018-19 Season		Career
22 vs. NKU, 12/4/18	Pts	22 vs. NKU, 12/4/18
17 vs. SMU, 3/15/19	FG Atts	17 vs. SMU, 3/15/19
9 at UCF, 3/7/19	FG Made	9 at UCF, 3/7/19
5 at Memphis, 2/7/19	3PT-FG Atts	5 at Memphis, 2/7/19
2, 3x (last vs. Wichita State, 3/16/19)	3PT-FG Made	2, 3x (last vs. Wichita State, 3/16/19)
13 vs. NKU, 12/4/18	FT Atts	13 vs. NKU, 12/4/18
12 vs. NKU, 12/4/18	FT Made	12 vs. NKU, 12/4/18
12 vs. SMU, 3/15/19	Rebs	12 vs. SMU, 3/15/19
4, 2x (last vs. Wichita State, 2/17/19)	Assts	6 vs. Western Carolina, 11/13/17
2, 5x (last vs. SMU, 3/15/19)	Stls	5 vs. USF, 1/29/17
2, 2x (last vs. Ole Miss, 11/24/18)	Blks	5 vs. Lipscomb, 11/26/16
39 at UCF, 3/7/19	Mins	39 at UCF, 3/7/19

MISCELLANEOUS STATISTICS

CATEGORY	2016-17	2017-18	2018-19	CAREER
Double-Figure Scoring Games	3	1	16	20
Double-Figure Rebounding Games	1	0	7	8
Double-Double Games	0	0	5	5
20-Point Scoring Games	0	0	2	2
Games Led UC in Scoring	0	0	2	2
Games Led UC in Rebounding	2	5	19	26
Games Led UC in Assists	1	2	0	3
Games With 3+ Assists	2	6	8	16
Games With 3+ Blocks	1	0	0	1
Games With 3+ Steals	1	0	0	1
Games With 3+ Three-Pointers	0	0	0	0

CAREER STATISTICS

Season	gp-gs		Total		3-Point		F-Throws		Rebounds				Scoring			
			fg-fga	pct	fg-fga	pct	ft-fita	pct	off	def	tot	avg	pts	avg	pf	fo
2016-17	35-0	356/10.2	45-90	.500	1-3	.333	16-32	.500	24	64	88	2.5	107	3.1	25	0
2017-18	36-0	449/12.5	41-74	.554	0-1	.000	28-47	.596	50	78	128	3.6	110	3.1	38	0
2018-19	35-35	1071/30.6	125-265	.472	12-39	.308	64-96	.667	82	158	240	6.9	326	9.3	60	1
TOTAL	106-35	1876/17.7	211-429	.492	13-43	.302	108-175	.617	156	300	456	4.3	543	5.1	123	1



#13 TREVON SCOTT

FORWARD • 6-8 • 225 • R-JUNIOR • 2L • TOWNSEND, GA./McINTOSH COUNTY ACADEMY


GAME-BY-GAME STATISTICS

2018-19 (R-JUNIOR SEASON)

Opponent	Date	gs	min	Total		3-Pointers		Free throws		Rebounds			pf	a	t/o	blk	stl	pts	avg	
				fg-fga	pct	fg-fga	pct	ft-fa	pct	off	def	tot								avg
OHIO ST.	11/07/18	*	29	2-5	.400	1-3	.333	3-4	.750	2	4	6	6.0	2	2	2	2	0	8	8.0
N.C. CENTRAL	11/13/18	*	29	6-6	1.000	0-0	.000	0-0	.000	1	2	3	4.5	0	2	1	1	1	12	10.0
MILWAUKEE	11/16/18	*	38	6-13	.462	1-3	.333	2-4	.500	2	8	10	6.3	1	2	1	0	2	15	11.7
WESTERN MICH.	11/19/18	*	30	2-7	.286	0-0	.000	0-0	.000	1	2	3	5.5	3	2	0	0	1	4	9.8
vs George Mason	11/23/18	*	37	7-9	.778	0-0	.000	0-1	.000	2	6	8	6.0	2	1	1	1	0	14	10.6
vs Ole Miss	11/24/18	*	33	3-6	.500	0-0	.000	3-6	.500	2	7	9	6.5	3	0	1	2	1	9	10.3
ARK-PINE BLUFF	11/27/18	*	16	4-7	.571	0-0	.000	3-4	.750	2	5	7	6.6	3	1	4	0	1	11	10.4
at UNLV	12/01/18	*	31	2-6	.333	0-0	.000	0-0	.000	0	2	2	6.0	5	0	3	0	1	4	9.6
NORTHERN KY.	12/04/18	*	28	5-8	.625	0-0	.000	12-13	.923	3	7	10	6.4	0	3	1	1	0	22	11.0
XAVIER	12/08/18	*	34	5-11	.455	0-0	.000	0-0	.000	2	8	10	6.8	2	0	0	1	1	10	10.9
at Mississippi State	12/15/18	*	27	2-9	.222	0-0	.000	1-2	.500	1	3	4	6.5	4	0	1	1	1	5	10.4
UCLA	12/19/18	*	21	2-5	.400	0-2	.000	3-4	.750	2	3	5	6.4	0	4	0	1	1	7	10.1
SOUTH CAROLINA ST.	12/22/18	*	20	3-5	.600	0-0	.000	0-0	.000	4	1	5	6.3	0	2	1	0	0	6	9.8
TULANE	01/02/19	*	24	3-11	.273	0-2	.000	1-2	.500	2	1	3	6.1	2	1	0	1	1	7	9.6
at ECU	01/05/19	*	28	5-9	.556	0-1	.000	2-4	.500	3	6	9	6.3	3	3	2	0	1	12	9.7
at Tulsa	01/10/19	*	31	5-7	.714	0-0	.000	2-2	1.000	2	7	9	6.1	1	1	2	0	2	12	9.9
UConn	01/12/19	*	34	1-7	.143	0-0	.000	0-0	.000	0	1	1	6.1	2	3	1	0	0	2	9.4
SOUTH FLA.	01/15/19	*	31	4-5	.800	0-0	.000	4-4	1.000	1	3	4	6.0	3	0	0	1	2	12	9.6
at Wichita St.	01/19/19	*	36	1-4	.250	0-0	.000	3-4	.750	4	6	10	6.2	1	1	2	1	0	5	9.3
TULSA	01/24/19	*	28	6-7	.857	1-1	1.000	0-1	.000	2	9	11	6.5	1	1	0	0	1	13	9.5
at Temple	01/27/19	*	29	5-8	.625	0-1	.000	3-5	.600	1	5	6	6.4	3	1	2	0	0	13	9.7
SMU	02/02/19	*	27	1-1	1.000	0-0	.000	0-0	.000	3	0	3	6.3	3	2	1	0	0	2	9.3
at Memphis	02/07/19	*	34	4-9	.444	2-5	.400	3-7	.429	3	6	9	6.4	1	3	0	0	1	13	9.5
at Houston	02/10/19	*	35	1-4	.250	1-2	.500	0-0	.000	0	3	3	6.3	0	1	0	0	1	3	9.2
WICHITA ST.	02/17/19	*	32	1-7	.143	0-0	.000	1-2	.500	3	5	8	6.3	1	4	0	1	1	3	9.0
UCF	02/21/19	*	29	3-7	.429	1-2	.500	0-0	.000	3	2	5	6.3	1	2	2	1	1	7	8.9
at UConn	02/24/19	*	29	2-7	.286	0-1	.000	1-2	.500	4	4	8	6.3	4	0	3	1	1	5	8.7
at SMU	02/27/19	*	22	2-8	.250	0-2	.000	0-0	.000	4	6	10	6.5	0	2	2	0	0	4	8.6
MEMPHIS	03/02/19	*	32	3-6	.500	0-1	.000	2-4	.500	3	4	7	6.5	0	1	2	1	2	8	8.6
at UCF	03/07/19	*	39	9-15	.600	2-3	.667	0-1	.000	6	3	9	6.6	1	3	1	0	1	20	8.9
HOUSTON	03/10/19	*	33	1-5	.200	0-2	.000	5-6	.833	3	5	8	6.6	3	0	1	0	0	7	8.9
vs SMU	03/15/19	*	35	8-17	.471	0-2	.000	1-2	.500	5	7	12	6.8	0	1	1	0	2	17	9.1
vs Wichita St.	03/16/19	*	39	4-11	.364	2-3	.667	2-4	.500	2	6	8	6.8	2	1	0	1	1	12	9.2
vs Houston	03/17/19	*	34	3-5	.600	1-2	.500	5-6	.833	1	7	8	6.9	1	2	0	0	1	12	9.3
vs Iowa	03/22/19	*	37	4-8	.500	0-1	.000	2-2	1.000	3	4	7	6.9	2	0	1	1	1	10	9.3
Totals			35	1071	125-265	472	12-39	308	64-96	667	82	158	240	6.9	60	52	39	19	326	9.3

2016-17 (R-FRESHMAN SEASON)

Opponent	Date	gs	min	Total		3-Pointers		Free throws		Rebounds			pf	a	t/o	blk	stl	pts	avg		
				fg-fga	pct	3fg-fga	pct	ft-fa	pct	off	def	tot								avg	
BROWN	11/11/16		9	2-3	.667	0-0	.000	2-3	.667	0	2	2	2.0	1	0	0	1	0	6	6.0	
ALBANY	11/14/16		7	2-3	.667	0-0	.000	0-0	.000	2	1	3	2.5	0	0	0	1	0	4	5.0	
vs Rhode Island	11/19/16		0	0-0	.000	0-0	.000	0-0	.000	0	0	0	1.7	0	0	0	0	0	0	3.3	
vs Penn State	11/20/16		18	5-6	.833	0-0	.000	0-0	.000	2	1	3	2.0	1	1	0	1	0	10	5.0	
SAMFORD	11/23/16		7	0-2	.000	0-0	.000	0-0	.000	0	2	2	2.0	0	0	0	0	0	0	4.0	
LIPSCOMB	11/26/16		29	3-6	.500	0-0	.000	3-5	.600	4	5	9	3.2	2	5	2	5	0	9	4.8	
at Iowa State	12/01/16		12	0-1	.000	0-0	.000	0-0	.000	2	1	3	3.1	0	1	1	0	0	0	4.1	
BOWLING GREEN	12/04/16		14	1-4	.250	0-0	.000	0-0	.000	0	4	4	3.3	1	1	0	0	2	2	3.9	
at Butler	12/10/16		11	0-1	.000	0-0	.000	0-0	.000	0	3	3	3.2	0	0	0	0	0	0	3.4	
TEXAS SOUTHERN	12/13/16		18	5-10	.500	0-1	.000	1-2	.500	1	6	7	3.6	1	3	0	1	1	11	4.2	
FAIRLEIGH DICKINSON	12/17/16		15	5-5	1.000	0-0	.000	0-4	.000	1	2	3	3.5	1	2	0	1	0	10	4.7	
MARSHALL	12/22/16		26	3-6	.500	0-0	.000	2-5	.400	1	4	5	3.7	2	1	3	1	1	8	5.0	
at Temple	12/28/16		21	2-3	.667	0-0	.000	1-1	1.000	1	5	6	3.8	0	0	2	1	2	5	5.0	
TULANE	01/01/17		20	2-5	.400	0-1	.000	2-2	1.000	2	8	10	4.3	1	1	1	0	0	6	5.1	
at Houston	1/7/17		6	0-0	.000	0-0	.000	0-0	.000	0	0	0	4.0	2	0	0	1	0	0	4.7	
SMU	01/12/17		15	2-4	.500	0-0	.000	0-0	.000	0	2	2	3.9	0	0	0	0	1	0	4.7	
at East Carolina	01/15/17		8	0-2	.000	0-0	.000	0-0	.000	0	3	3	3.8	0	1	2	0	0	0	4.4	
TEMPLE	01/18/17		5	1-1	1.000	0-0	.000	0-0	.000	1	0	1	3.7	1	0	1	0	0	2	4.3	
at Tulane	01/21/17		10	3-5	.600	0-0	.000	1-2	.500	1	2	3	3.6	0	0	1	0	0	7	4.4	
XAVIER	01/26/17		4	0-2	.000	0-0	.000	0-0	.000	1	0	1	3.5	1	0	0	0	0	0	4.2	
USF	01/29/17		17	4-8	.500	1-1	1.000	0-2	.000	2	5	7	3.7	2	1	0	0	5	9	4.4	
at Tulsa	02/01/17		6	0-0	.000	0-0	.000	0-0	.000	0	0	0	3.5	0	1	0	0	1	0	4.2	
UConn	02/04/17		10	0-0	.000	0-0	.000	2-4	.500	1	1	2	3.4	0	2	0	0	0	2	4.1	
UCF	02/08/17		6	1-2	.500	0-0	.000	0-0	.000	1	0	1	3.3	3	0	0	0	0	2	4.0	
at SMU	02/12/17		4	0-0	.000	0-0	.000	0-0	.000	0	0	0	3.2	0	0	0	0	0	0	3.9	
at USF	02/15/17		7	0-0	.000	0-0	.000	0-0	.000	0	1	1	3.1	1	0	1	1	2	0	3.7	
TULSA	02/18/17		10	0-0	.000	0-0	.000	0-0	.000	0	1	1	3.0	0	0	1	0	2	0	3.6	
MEMPHIS	02/23/17		8	2-2	1.000	0-0	.000	2-2	1.000	0	1	1	3.0	0	0	0	0	1	6	3.7	
at UCF	2/26/17		2	0-1	.000	0-0	.000	0-0	.000	0	0	0	2.9	2	1	0	1	0	0	3.6	
HOUSTON	03/02/17		8	1-3	.333	0-0	.000	0-0	.000	0	1	1	2.8	1	0	0	0	0	2	3.5	
at UConn	3/5/17		5	0-3	.000	0-0	.000	0-0	.000	0	1	1	2.7	0	0	0	0	0	0	3.4	
vs Tulsa	3/10/17		11	1-2	.500	0-0	.000	0-0	.000	1	1	2	2.7	2	0	0	0	0	2	3.3	
at UConn	3/11/17		3	0-0	.000	0-0	.000	0-0	.000	0	0	0	2.6	0	0	0	0	0	0	3.2	
vs SMU	3/12/17		1	0-0	.000	0-0	.000	0-0	.000	0	0	0	2.6	0	0	0	0	0	0	3.1	
vs UCLA	03/19/17		3	0-0	.000	0-0	.000	0-0	.000	0	1	1	2.5	0	0	0	0	0	0	3.1	
Totals			0	356	45-90	.500	1-3	.333	16-32	.500	24	64	88	2.5	25	20	16	15	17	107	3.1



#15 CANE BROOME

GUARD • 6-0 • 165 • SENIOR • 1L • EAST HARTFORD, CONN. (SACRED HEART)

CONFERENCE AWARDS

- » NEC Player of the Year (2015-16)
- » First Team (2015-16)
- » All-Rookie Team (2014-15)
- » Player of the Week (NEC: 4X: 2/22/16, 1/5/16, 11/16/15, 12/8/14)
- » Rookie of the Week (NEC: 5X: 3/2/15, 2/23/15, 1/26/15, 12/22/14, 12/8/14)

OTHER HONORS

- » Named to 2018 Emerald Coast Classic All-Tournament Team
- » AP Honorable Mention All-American (2015-16)
- » USBWA All-District I First Team (2015-16)
- » All-ECAC First Team
- » NABC All-District 18 First Team (2015-16)
- » All-MET Basketball Writers' Association First Team (2015-16)

MOMENTS

- » Hit two threes inside the final 1:29, including a 30-footer with 12 seconds left in UC's 64-60 win at UConn (2/24/19).
- » Scored UC's final 14 points of regulation helping the Bearcats rally for an overtime win at Tulsa (1/10/19).
- » Recorded his first 20-point game as a Bearcat, scoring a game-high 21 points against George Mason (11/23/18).

Career Recap: Finished career with 1,694 points (558 points at Cincinnati and 1,136 points at Sacred Heart) ... In three seasons with Cincinnati (sat out 2016-17, playing 2017-2019), helped the program achieve an 89-18 record, the most wins in a three-year period in school history while advancing to three NCAA Tournaments and winning the 2018 AAC regular-season championship and 2018 and 2019 AAC Tournament titles ... started seven of 69 games played with Cincinnati, serving primarily as the top scoring option off the bench ... averaged 8.1 points, 1.6 rebounds and 2.6 assists in 20.9 minutes at Cincinnati.

2018-19 Season (Senior): Started four of 35 games played while serving as Cincinnati's top scorer off the bench, averaging 8.3 points, 1.7 rebounds and 2.2 assists in 21.2 minutes ... ranked as UC's third-leading scorer during the AAC Tournament, averaging 10.0 points while shooting 54.5 percent from three-point range (6 of 11) ... made a season-high three three-pointers, scoring 15 points against Houston (3/17) in the championship game of the AAC Tournament ... named to AAC Weekly Honor Roll after hitting two three-pointers inside the final 1:29, including a 30-footer with 12 seconds left, scoring 10 points at UConn (2/24) ... accounted for Cincinnati's final 14 points of regulation and finished with 16 points and six assists at Tulsa (1/10) ... scored 17 points on 6-of-7 shooting with three assists against Tulane (1/2) ... named to Emerald Coast Classic All-Tournament team after averaging 15.0 points and shooting 50 percent (10 of 20) from the floor during two games in Florida ... posted a season-high 21 points on 7-of-13 shooting against George Mason (11/23), marking his first 20-point game as a Bearcat ... scored in double figures in 13 games.

2017-18 Season (Junior): Started three of 34 games played, serving most of the season as the Bearcats' sixth starter, averaging 7.9 points, shooting 46.3 percent (95 of 205) from the floor with 2.8 assists and 1.5 rebounds in 20.5 minutes ... ranked 13th in the league with 2.9 assists during conference play, handing out 46 assists with only 19 turnovers in 20.5 minutes ... scored in double figures in 13 games ... scored 17 points twice against Savannah State (11/10) and Arkansas-Pine Bluff (12/19) ... scored his most points in a league game with 16 against No. 19 Wichita State (2/18), making 7 of 10 shots with a pair of threes ... scored 12 of his 16 points in the first half at No. 21 Xavier (12/2) ... tallied a team-high 15 points on 6-of-8 shooting against No. 5 Florida (12/9) ... handed out five or more assists seven times ... hit a season-high five three-pointers against Savannah State (11/10).

2016-17 Season (Junior): Sat out the 2016-17 season due to NCAA transfer rules ... named the Bearcat Honor Roll during the spring 2017 semester.

Prior to Cincinnati: Earned numerous regional and national honors during the 2015-16 season, including Associated Press Honorable Mention All-America, United States Basketball Writers' Association (USBWA) All-District I, First Team All-ECAC, National Association of Basketball Coaches (NABC) All-District 18 accolades and First Team All-MET Basketball Writers' Association accolades ... named the 2015-16 Northeast Conference Player of the Year after ranking eighth in the nation in scoring at 23.1 points per game to go with 4.9 rebounds, 2.9 assists and 1.7 steals in 37.5 minutes for Sacred Heart ... became first underclassman voted NEC Player of the Year since 1992 ... broke the league's sophomore scoring record, becoming the first second-year player in the NEC to average at least 22.0 points per game since 1988-89 ... led all active sophomores in the country with 1,157 career points following the 2015-16 campaign ... scored 30 or more

SEASON & CAREER STATISTICS

2018-19 Season			Career
21 vs. George Mason, 11/23/18	Pts	39 at Fairleigh Dickinson, 2/20/16•	
13 vs. George Mason, 11/23/18	FG Atts	25, 2x (last vs. LIU Brooklyn, 3/2/16)•	
8 vs. Milwaukee, 11/16/18	FG Made	15 vs. LIU Brooklyn, 3/2/16•	
7 at Tulsa, 1/10/19	3PT-FG Atts	13 at LIU Brooklyn, 1/27/16•	
3 vs. Houston, 3/17/19	3PT-FG Made	6 at LIU Brooklyn, 1/27/16•	
8, 2x (last vs. UConn, 1/12/19)	FT Atts	22 at Fairleigh Dickinson, 2/20/16•	
7 vs. George Mason, 11/23/18	FT Made	15 at Fairleigh Dickinson, 2/20/16•	
5, 2x (last vs. UConn, 1/12/19)	Rebs	10, 2x (last at Bryant, 2/18/16)•	
6 at Tulsa, 1/10/19	Assts	6, 6x (last at Tulsa, 1/10/19)	
3 vs. Milwaukee, 11/16/18	Stls	4, 4x (last vs. Wagner, 1/9/16)•	
1 vs. SMU, 2/2/19	Blks	2 at Brown, 12/28/14•	
36 vs. Milwaukee, 11/16/18	Mins	44 at Bryant, 3/4/15•	

MISCELLANEOUS STATISTICS

CATEGORY	2015-16•	2016-17•	2017-18	2018-19	CAREER
Double-Figure Scoring Games	23	29	13	13	78
Double-Figure Rebounding Games	0	2	0	0	2
Double-Double Games	0	2	0	0	2
20-Point Scoring Games	6	20	0	1	27
Games Led Team in Scoring	10	25	3	3	41
Games Led Team in Rebounding	3	5	0	0	8
Games Led Team in Assists	3	14	11	7	35
Games With 3+ Assists	15	18	18	14	65
Games With 3+ Blocks	0	0	0	0	0
Games With 3+ Steals	5	9	2	1	18
Games With 3+ Three-Pointers	5	12	3	1	21

• - Statistics from player career at Sacred Heart

points five times during the 2015-16 season, including a 39-point effort at Fairleigh Dickinson on Feb. 20 ... ranking among the NEC leaders in points (first at 23.1), minutes played (first at 37.5), free-throw attempts (first at 203), three-pointers made (fourth at 2.2), steals (fifth at 1.7), assists (10th at 2.9) and free-throw percentage (14th at .768) in 2015-16 ... named to the NEC All-Rookie Team in 2014-15, ranking eighth in the league, averaging 14.2 points ... named NEC Rookie of the Week five times and NEC Player of the Week once as a freshman ... earned all-state honors and was a two-time all-conference performer at East Hartford High School averaging 27.0 points and 5.0 assists for the Hornets ... named a McDonald's All-American nominee and received NEPSAC AAA Honorable Mention accolades at Saint Thomas More, averaging 12.5 points and 6.0 assists.

Personal: Born Nov. 29, 1994 in Hartford, Connecticut ... Son of April Walden-Broome and Sam Broome ... Has a sister, Cane ... left-handed.

CAREER STATISTICS

Season	gp-gs		Total		3-Point		F-Throws		Rebounds				Scoring			
			fg-fga	pct	fg-fga	pct	ft-fa	pct	off	def	tot	avg	pts	avg	pts	avg
2014-15*	31	30	984/31.7	.441	42-128	.328	84-113	.743	15	107	122	3.9	62	1	77	14.3
2015-16*	30	30	1124/37.5	.445	66-212	.311	156-203	.768	17	131	148	4.9	71	2	88	23.1
2017-18	34	3	698/20.5	.463	32-82	.390	46-65	.708	16	36	52	1.5	44	0	95	7.9
2018-19	35	4	742/21.2	.396	29-101	.287	63-84	.750	11	47	58	1.7	36	0	77	8.3
TOTAL	69	7	1440/20.9	.426	61-183	.333	109-149	.732	27	83	110	1.6	80	0	172	8.1
All*	130	67	3548/27.3	.438	169-523	.323	349-465	.751	59	321	380	2.9	213	3	337	13.0



#15 CANE BROOME

GUARD • 6-0 • 165 • SENIOR • 1L • EAST HARTFORD, CONN. (SACRED HEART)

GAME-BY-GAME STATISTICS

2018-19 (SENIOR SEASON)

Opponent	Date	gs	min	Total		3-Pointers		Free throws		Rebounds				pf	a	tlo	blk	stl	pts	avg	
				fg-fga	pct	3fg-fga	pct	ft-fa	pct	off	def	tot	avg								
OHIO ST.	11/07/18	*	28	1-10	.100	1-4	.250	2-2	1.000	2	0	2	2.0	1	2	0	0	0	5	5.0	
N.C. CENTRAL	11/13/18		14	0-3	.000	0-2	.000	0-0	.000	0	0	0	1.0	2	0	2	0	0	0	2.5	
MILWAUKEE	11/16/18	*	36	8-12	.667	1-4	.250	0-0	.000	0	1	1	1.0	0	4	1	0	3	17	7.3	
WESTERN MICH.	11/19/18		28	5-9	.556	1-2	.500	3-3	1.000	0	5	5	2.0	1	3	2	0	1	14	9.0	
vs George Mason	11/23/18		32	7-13	.538	0-2	.000	7-8	.875	0	1	1	1.8	0	2	2	0	0	21	11.4	
vs Ole Miss	11/24/18		24	3-7	.429	1-2	.500	2-3	.667	0	1	1	1.7	0	4	1	0	2	9	11.0	
ARK.-PINE BLUFF	11/27/18		15	4-5	.800	1-2	.500	2-3	.667	1	0	1	1.6	2	0	0	0	1	11	11.0	
at UNLV	12/01/18		23	7-12	.583	0-3	.000	0-1	.000	0	1	1	1.5	1	4	4	0	0	14	11.4	
NORTHERN KY.	12/04/18		22	1-8	.125	0-1	.000	2-2	1.000	2	1	3	1.7	1	1	0	0	2	4	10.6	
XAVIER	12/08/18		17	1-5	.200	0-4	.000	1-2	.500	0	3	3	1.8	1	3	2	0	0	3	9.8	
at Mississippi State	12/15/18		10	0-3	.000	0-1	.000	2-2	1.000	0	1	1	1.7	0	3	2	0	1	2	9.1	
UCLA	12/19/18		16	1-4	.250	0-0	.000	0-0	.000	0	2	2	1.8	1	3	1	0	2	2	8.5	
SOUTH CAROLINA ST.	12/22/18		18	1-5	.200	0-2	.000	1-2	.500	0	1	1	1.7	2	4	3	0	0	3	8.1	
TULANE	01/02/19	*	25	6-7	.857	0-1	.000	5-5	1.000	2	0	2	1.7	1	3	1	0	0	17	8.7	
at ECU	01/05/19		8	0-3	.000	0-2	.000	0-0	.000	0	0	0	1.6	0	0	1	0	1	0	8.1	
at Tulsa	01/10/19		32	6-12	.500	2-7	.286	2-2	1.000	0	2	2	1.6	2	6	2	0	2	16	8.6	
UCONN	01/12/19		22	2-4	.500	0-2	.000	4-8	.500	0	5	5	1.8	2	2	1	0	2	8	8.6	
SOUTH FLA.	01/15/19		17	1-4	.250	1-2	.500	0-0	.000	0	1	1	1.8	2	5	1	0	0	3	8.3	
at Wichita St.	01/19/19		14	0-4	.000	0-2	.000	4-4	1.000	0	1	1	1.7	2	1	1	0	0	4	8.1	
TULSA	01/24/19		17	3-8	.375	1-2	.500	3-3	1.000	0	1	1	1.7	0	3	1	0	2	10	8.2	
at Temple	01/27/19		27	2-8	.250	0-3	.000	2-3	.667	1	2	3	1.8	0	3	2	0	0	6	8.0	
SMU	02/02/19		17	4-9	.444	1-4	.250	2-2	1.000	0	2	2	1.8	1	3	0	0	1	11	8.2	
at Memphis	02/07/19		8	2-4	.500	1-3	.333	0-1	.000	0	1	1	1.7	1	1	0	0	0	5	8.0	
at Houston	02/10/19		28	4-9	.444	2-3	.667	0-1	.000	1	2	3	1.8	3	2	0	0	1	10	8.1	
WICHITA ST.	02/17/19		19	3-6	.500	2-4	.500	4-5	.800	0	2	2	1.8	1	1	1	0	0	12	8.3	
UCF	02/21/19		22	4-7	.571	1-2	.500	0-0	.000	0	1	1	1.8	0	1	2	0	0	9	8.3	
at UConn	02/24/19		21	3-6	.500	2-2	1.000	2-2	1.000	1	2	3	1.8	0	2	2	0	1	10	8.4	
at SMU	02/27/19		23	1-5	.200	1-2	.500	2-2	1.000	0	1	1	1.8	1	1	0	0	0	5	8.3	
MEMPHIS	03/02/19		23	2-7	.286	1-4	.250	1-4	.250	0	1	1	1.8	2	1	0	0	0	6	8.2	
at UCF	03/07/19		23	3-10	.300	2-6	.333	0-0	.000	0	0	0	1.7	0	0	0	0	2	8	8.2	
HOUSTON	03/10/19	*	34	2-11	.182	1-6	.167	2-2	1.000	0	0	0	1.6	1	5	2	0	0	7	8.1	
vs SMU	03/15/19		10	1-2	.500	1-2	.500	4-6	.667	0	0	0	1.6	2	0	0	0	0	7	8.1	
vs Wichita St.	03/16/19		22	3-9	.333	2-4	.500	0-0	.000	0	2	2	1.6	0	2	0	0	0	8	8.1	
vs Houston	03/17/19		28	5-10	.500	3-5	.600	2-2	1.000	1	2	3	1.6	3	1	4	0	0	15	8.3	
vs Iowa	03/22/19		19	3-9	.333	0-4	.000	2-4	.500	0	2	2	1.7	0	1	1	0	0	8	8.3	
Totals			4	742	99-250	.396	29-101	.287	63-84	.750	11	47	58	1.7	36	77	42	1	22	290	8.3

2017-18 (JUNIOR SEASON)

Opponent	Date	gs	min	Total		3-Pointers		Free throws		Rebounds				pf	a	tlo	blk	stl	pts	avg	
				fg-fga	pct	3fg-fga	pct	ft-fa	pct	off	def	tot	avg								
SAVANNAH STATE	11/10/17	*	20	6-11	.545	5-9	.556	0-0	.000	0	4	4	4.0	2	4	6	0	0	17	17.0	
WESTERN CAROLINA	11/13/17		20	6-11	.545	2-3	.667	1-2	.500	1	1	2	3.0	2	4	0	0	3	15	16.0	
COPPIN STATE	11/16/17	*	21	1-3	.333	0-1	.000	2-4	.500	0	1	1	2.3	0	2	1	0	1	4	12.0	
vs Buffalo	11/20/17	*	12	0-1	.000	0-0	.000	2-2	1.000	0	2	2	2.3	3	1	2	0	1	2	9.5	
vs Richmond	11/21/17		23	5-7	.714	0-0	.000	3-4	.750	0	2	2	2.2	2	1	5	0	2	13	10.2	
vs Wyoming	11/22/17		14	4-8	.500	0-1	.000	2-2	1.000	0	2	2	2.2	2	3	2	0	2	10	10.2	
ALABAMA STATE	11/27/17		17	1-5	.200	0-2	.000	0-0	.000	0	0	0	1.9	1	4	0	0	2	2	9.0	
at Xavier	12/02/17		27	6-12	.500	1-4	.250	3-6	.500	0	2	2	1.9	4	5	2	0	1	16	9.9	
vs Florida	12/09/17		28	6-8	.750	1-2	.500	2-4	.500	0	3	3	2.0	2	0	2	1	2	15	10.4	
MISSISSIPPI ST.	12/12/17		20	1-4	.250	0-1	.000	0-0	.000	0	0	0	1.8	1	4	2	0	2	2	9.6	
at UCLA	12/16/17		20	2-6	.333	1-2	.500	4-4	1.000	1	1	2	1.8	0	3	1	0	1	9	9.5	
UA-PINE BLUFF	12/19/17		26	6-9	.667	3-5	.600	2-2	1.000	2	1	3	1.9	3	3	1	0	1	17	10.2	
CLEVELAND STATE	12/21/17		17	1-3	.333	1-2	.500	2-2	1.000	1	1	2	1.9	2	6	1	0	1	5	9.8	
SMU	01/07/18		12	0-3	.000	0-2	.000	3-4	.750	1	0	1	1.9	4	2	3	0	1	3	9.3	
at USF	11/13/18		21	1-2	.500	1-2	.500	3-5	.600	0	0	0	1.7	0	4	1	0	1	6	9.1	
at UCF	11/16/18		21	1-7	.143	1-3	.333	0-0	.000	0	2	2	1.8	1	5	2	0	0	3	8.7	
ECU	01/20/18		28	3-7	.429	1-2	.500	0-0	.000	2	1	3	1.8	0	6	0	0	1	7	8.6	
TEMPLE	12/24/18		32	1-3	.333	1-2	.500	0-0	.000	0	0	0	1.7	0	2	1	0	1	3	8.3	
at Memphis	12/27/18		26	3-7	.429	2-4	.500	1-3	.333	0	0	0	1.6	4	6	1	0	0	9	8.3	
HOUSTON	01/31/18		21	2-5	.400	0-2	.000	0-0	.000	1	1	2	1.7	0	1	2	0	0	4	8.1	
at UCONN	2/3/18		24	4-10	.400	2-4	.500	0-1	.000	0	0	0	1.6	0	3	2	0	1	10	8.2	
UCF	02/06/18		13	1-7	.143	1-5	.200	0-0	.000	0	0	0	1.5	0	5	2	0	3	3	8.0	
at SMU	02/11/18		17	0-1	.000	0-0	.000	3-5	.600	0	1	1	1.5	0	1	0	0	0	3	7.7	
at Houston	2/15/18		6	0-0	.000	0-0	.000	0-0	.000	0	0	0	0.4	2	1	0	0	0	0	7.4	
WICHITA STATE	02/18/18		26	7-10	.700	2-3	.667	0-1	.000	2	2	2	1.4	1	1	2	0	0	16	7.8	
UCONN	02/22/18		24	4-7	.571	1-3	.333	4-4	1.000	1	2	3	1.5	1	4	1	0	1	13	8.0	
TULSA	02/25/18		20	5-7	.714	3-4	.750	2-2	1.000	1	0	1	1.5	2	4	1	1	0	15	8.2	
at Tulane	03/01/18		25	6-7	.857	1-1	1.000	0-0	.000	1	2	3	1.5	2	0	0	0	1	13	8.4	
at Wichita State	03/04/18		26	3-7	.429	0-1	.000	0-0	.000	0	1	1	1.5	1	1	1	0	1	6	8.3	
vs SMU	03/09/18		24	4-9	.444	1-4	.250	4-5	.800	2	1	3	1.6	1	2	0	0	0	13	8.5	
3-10-18	22		26	2-6	.333	1-5	.200	0-0	.000	1	0	1	1.5	0	5	1	0	1	5	8.4	
vs Houston	3-11-18		23	2-3	.667	0-0	.000	0-0	.000	2	2	2	1.6	0	0	2	0	1	4	8.2	
vs Georgia State	03/16/18		19	0-3	.000	0-2	.000	0-0	.000	0	0	0	1.5	0	1	2	0	0	0	8.0	
vs Nevada	03/18/17		17	1-6	.167	0-1	.000	3-3	1.000	0	2	2	1.5	1	1	2	0	0	5	7.9	
Totals			3	698	95-205	463	32.82	390	46-65	708	16	36	52	1.5	44	95	51	2	31	268	7.9



#20 MAMOUDOU DIARRA

FORWARD • 6-9 • 215 • R-FRESHMAN • HS • BAMAKO, MALI (22 FEET ACADEMY [S.C.])

2018-19 Season (R-Freshman): Played in 20 games as a reserve, averaging 2.3 points and 1.9 rebounds in 6.9 minutes ... scored a season-high nine points on 4-of-6 shooting with a pair of rebounds and a block in 13 minutes against Arkansas-Pine Bluff (11/27) ... tallied eight points and five rebounds in 12 minutes against South Carolina State (12/22) ... scored six points and grabbed six rebounds in a season-high 15 minutes at UConn (2/24).

2017-18 Season (Redshirt): Played in seven games as a reserve, averaging 2.9 points, 1.9 rebounds and 0.7 blocks in 6.6 minutes ... scored a season-high nine points with six rebounds and a block in a season-high 12 minutes against Western Carolina (11/13) ... netted five points and a three-pointer with three rebounds in nine minutes against Coppin State (11/16) ... recorded a pair of blocks against Alabama State (11/27) ... scored in five of his seven games ... named to the Bearcat Honor Roll during the fall 2017 semester.

Prior to Cincinnati: Helped 22 Feet Academy to a 29-9 record in 2016-17 while earning First Team All-Grind Session accolades and averaging 18.5 points, 10.2 rebounds and 3.2 blocks ... honored as one of 30 campers from 23 countries invited to participate in the NBA's Basketball Without Borders Camp surrounding the 2015 NBA All-Star Game.

Personal: Born Oct. 4, 1997 in Bamako, Mali ... son of Mastan Baha and Salifou Diarra ... has one sister, Kadidia ... his aunt Marietou Diarra played professional basketball in France ... right-handed.

SEASON & CAREER STATISTICS

2018-19 Season		Career
9 vs. Arkansas-Pine Bluff, 11/27/18	Pts	9, 2x (last vs. Ark.-Pine Bluff, 11/27/18)
6, 2x (last vs. SC State, 12/22/18)	FG Atts	6, 3x (last vs. SC State, 12/22/18)
4 vs. Arkansas-Pine Bluff, 11/27/18	FG Made	4 vs. Arkansas-Pine Bluff, 11/27/18
1, 2x (last vs. SC State, 12/22/18)	3PT-FG Atts	2 vs. Coppin State, 11/16/17
1 vs. Arkansas-Pine Bluff, 11/27/18	3PT-FG Made	1, 2x (last vs. Ark.-Pine Bluff, 11/27/18)
4 vs. Western Michigan, 11/19/18	FT Atts	4, 2x (last vs. Western Michigan, 11/19/18)
3 vs. Houston (3/10/19)	FT Made	3, 2x (last vs. Houston, 3/10/19)
6, 3x (last at UConn, 2/24/19)	Rebs	6, 4x (last at UConn, 2/24/19)
1, 4x (last at UCF, 3/7/19)	Assts	1, 6x (last at UCF, 3/7/19)
2 at UCF, 3/7/19	Stls	2 at UCF, 3/7/19
2 vs. Tulane, 1/2/19	Blks	2, 2x (last vs. Tulane, 1/2/19)
15 at UConn, 2/24/19	Mins	15 at UConn, 2/24/19

MISCELLANEOUS STATISTICS

CATEGORY	2017-18	2018-19	CAREER
Double-Figure Scoring Games	0	0	0
Double-Figure Rebounding Games	0	0	0
Double-Double Games	0	0	0
20-Point Scoring Games	0	0	0
Games Led Team in Scoring	0	0	0
Games Led Team in Rebounding	0	0	0
Games Led Team in Assists	0	0	0
Games With 3+ Assists	0	0	0
Games With 3+ Blocks	0	0	0
Games With 3+ Steals	0	0	0
Games With 3+ Three-Pointers	0	0	0

GAME-BY-GAME STATISTICS

2018-19 (R-FRESHMAN SEASON)

Opponent	Date	Total				3-Pointers		Free throws		Rebounds				pf	a	t/o	blk	stl	pts	avg
		gs	min	fg-fga	pct	3fg-fga	pct	ft-fa	pct	off	def	tot	avg							
N.C. CENTRAL	11/13/18	4	1-1	1.000	0-0	.000	0-0	.000	0	2	2	2.0	1	0	0	0	0	0	2.20	
WESTERN MICH.	11/19/18	12	0-2	.000	0-0	.000	2-4	.500	2	4	6	4.0	2	1	0	0	1	2	2.20	
vs Ole Miss	11/24/18	2	0-0	.000	0-0	.000	0-0	.000	0	1	1	3.0	0	0	0	0	0	0	1.13	
ARK.-PINE BLUFF	11/27/18	14	4-6	.667	1-1	1.000	0-0	.000	0	2	2	2.8	2	0	0	1	0	9	3.33	
UCLA	12/19/18	5	0-2	.000	0-0	.000	0-0	.000	0	1	1	2.4	0	1	0	0	0	0	2.26	
SOUTH CAROLINA ST.	12/22/18	12	3-6	.500	0-1	.000	2-3	.667	1	4	5	2.8	1	0	0	0	0	8	3.55	
TULANE	01/02/19	12	2-4	.500	0-0	.000	0-0	.000	2	4	6	3.3	1	1	0	2	1	4	3.66	
at Tulsa	01/10/19	0	0-0	.000	0-0	.000	0-0	.000	0	0	0	2.9	0	0	0	0	0	0	3.11	
SOUTH FLA.	01/15/19	3	0-1	.000	0-0	.000	0-0	.000	0	0	0	2.6	0	0	0	0	0	0	2.28	
at Wichita St.	01/19/19	1	0-0	.000	0-0	.000	0-0	.000	0	0	0	2.3	0	0	0	0	0	0	2.25	
TULSA	01/24/19	10	2-5	.400	0-0	.000	0-0	.000	1	0	1	2.2	3	0	0	1	0	4	2.66	
at Temple	01/27/19	2	0-0	.000	0-0	.000	0-0	.000	0	0	0	2.0	1	0	0	0	0	0	2.24	
at Memphis	02/07/19	3	0-1	.000	0-0	.000	0-0	.000	0	2	2	2.0	0	0	0	0	0	0	2.22	
at UConn	02/24/19	15	2-5	.400	0-0	.000	2-2	1.000	2	4	6	2.3	2	1	2	1	0	6	2.55	
at SMU	02/27/19	5	0-0	.000	0-0	.000	0-0	.000	0	1	1	2.2	0	0	0	0	1	0	2.23	
at UCF	03/07/19	14	1-3	.333	0-0	.000	1-2	.500	2	1	3	2.3	0	1	0	1	2	3	2.34	
HOUSTON	03/10/19	8	1-3	.333	0-0	.000	3-3	1.000	0	1	1	2.2	1	0	0	1	0	5	2.55	
vs SMU	03/15/19	8	0-1	.000	0-0	.000	0-0	.000	1	0	1	2.1	0	1	1	0	0	0	2.24	
vs Wichita St.	03/16/19	5	1-1	1.000	0-0	.000	0-0	.000	0	0	0	2.0	0	0	1	1	0	2	2.24	
vs Iowa	03/22/19	3	0-1	.000	0-0	.000	0-0	.000	0	0	0	1.9	1	0	0	0	0	0	2.23	
Totals		0	138	17-42	.405	1-2	.500	10-14	.714	11	27	38	1.9	15	6	4	8	5	45	2.3

2017-18 (FRESHMAN SEASON)

Opponent	Date	gs	min	Total		3-Pointers		Free throws		Rebounds				pf	a	t/o	blk	stl	pts	avg
				fg-fga	pct	ft-fa	pct	off	def	tot	avg									
SAVANNAH STATE	11/10/17	0	0-0	.000	0-0	.000	0-0	.000	0	0	0	0.0	0	0	1	0	0	0	0	
WESTERN CAROLINA	11/13/17	12	3-6	.500	0-0	.000	3-4	.750	2	4	6	3.0	1	0	0	1	0	9	4.5	
COPPIN STATE	11/16/17	9	1-5	.200	1-2	.500	2-2	1.000	1	2	3	3.0	0	1	1	1	0	5	4.7	
ALABAMA STATE	11/27/17	8	1-4	.250	0-0	.000	0-0	.000	1	1	2	2.8	1	0	0	2	1	2	4.0	
MISSISSIPPI ST.	12/12/17	1	0-0	.000	0-0	.000	0-0	.000	0	0	0	2.2	0	0	0	0	0	0	3.2	
UA-PINE BLUFF	12/19/17	12	1-3	.333	0-0	.000	0-0	.000	1	0	1	2.0	1	1	2	1	0	2	3.0	
MEMPHIS	12/31/17	4	1-2	.500	0-0	.000	0-0	.000	0	1	1	1.9	0	0	0	0	0	2	2.9	
Totals		0	46	7-20	.350	1-2	.500	5-6	.833	5	8	13	1.9	3	2	4	5	1	20	2.9

CAREER STATISTICS

			Total		3-Point		F-Throws		Rebounds											Scoring	
Season	gp-gs	min/avg	fg-fga	pct	fg-fga	pct	ft-fa	pct	off	def	tot	avg	pf	fo	ast	to	blk	stl	pts	avg	
2017-18	7-0	46/6.6	7-20	.350	1-2	.500	5-6	.833	5	8	13	1.9	3	0	2	4	5	1	20	2.9	
2018-19	20-0	138/6.9	17-42	.405	1-2	.500	10-14	.714	11	27	38	1.9	15	0	6	4	8	5	45	2.3	
TOTAL	27-0	184/6.8	24-62	.387	2-4	.500	15-20	.750	16	35	51	1.9	18	0	8	8	13	6	65	2.4	



#22 ELIEL NSOSEME

FORWARD/CENTER • 6-9 • 225 • SOPHOMORE • 1L • KINSHASA, CONGO (RISE CENTRE ACADEMY [ONTARIO])

2018-19 Season (Sophomore): Played in 33 games as a reserve, averaging 1.3 points, 3.2 rebounds and 0.5 blocks in 10.9 minutes ... tallied a season-high six points and matched a career best with eight rebounds vs. Northern Kentucky (12/4) ... grabbed eight rebounds to go with three points and two blocks at UNLV (12/1) ... recorded four blocks against USF (1/15) ... pulled down seven rebounds with a basket and a block at Temple (1/27) ... snatched six rebounds in 21 minutes against Tulane (1/2) ... pulled down five rebounds and had one block in 16 minutes against UCLA (12/19) ... grabbed seven rebounds in 16 minutes against Xavier (12/8) ... named to the Bearcats Academic Honor Roll during the 2018 fall semester and the Bearcats Academic Honor Roll and Dean's List during the 2019 spring semester.

2017-18 Season (Freshman): Played in 29 games as a reserve, averaging 0.9 points, 1.7 rebounds and 0.4 blocks in 5.7 minutes ... scored five points with a pair of field goals and four rebounds in nine minutes against Memphis (12/31) ... scored three points and pulled down a season-high eight rebounds with one block in 13 minutes against Savannah State (11/10) ... recorded a season-best four blocks with three rebounds in eight minutes at No. 21 Xavier (12/2) ... registered three blocks with five rebounds in four minutes against ECU (1/20) ... shot 52.4 percent (11 of 21) from the field ... grabbed three of more rebounds in eight games ... played a season-high 13 minutes against Savannah State (11/10), Coppin State (11/16) and Wichita State (2/18) ... named to the Bearcats Academic Honor Roll during the fall 2017 semester.

Prior to Cincinnati: Averaged 14 points, 13 rebounds and 6.5 blocks while earning team most valuable player honors at The RISE Centre Academy in Brantford, Ontario, Canada ... named a 2016 Adidas Nation All-Star for team Canada ... earned most valuable player honors at the 2016 Pinky Lewis Invitational ... produced six triple-doubles (points, rebounds, blocks) while averaging 14 points, 11 rebounds and six blocks per game during the 2015-16 season at Clarkson Academy in Mississauga, Ontario, Canada.

Personal: Born June 18, 1997 in Kinshasa, the Democratic Republic of Congo ... son of Nicole and Jean Nsoseme ... has four sisters, Grace, Dora, Mirelle, Miriette and one brother, David ... left-handed.

SEASON & CAREER STATISTICS

2018-19 Season		Career
6 vs. NKU, 12/4/18	Pts	6 vs. NKU, 12/4/18
5 vs. Tulane, 1/2/19	FG Atts	5, 2x (last vs. Tulane, 1/2/19)
2, 3x (last vs. NKU, 12/4/18)	FG Made	2, 5x (last vs. NKU, 12/4/18)
0	3PT-FG Atts	0
0	3PT-FG Made	0
4, 2x (last vs. Wichita State, 2/17/19)	FT Atts	5 vs. Savannah State, 11/10/17
2, 4x (last at UConn, 2/24/19)	FT Made	2, 4x (last at UConn, 2/24/19)
8, 2x (last vs. NKU, 12/4/18)	Rebs	8, 3x (last vs. NKU, 12/4/18)
1, 4x (last vs. UConn, 1/12/19)	Assts	2 vs. Coppin State, 11/16/17
2 vs. USF, 1/15/19	Stls	2 vs. USF, 1/15/19
4 vs. USF, 1/15/19	Blks	4, 2x (last vs. USF, 1/15/19)
22 vs. NKU, 12/4/18	Mins	22 vs. NKU, 12/4/18

MISCELLANEOUS STATISTICS

CATEGORY	2017-18	2018-19	CAREER
Double-Figure Scoring Games	0	0	0
Double-Figure Rebounding Games	0	0	0
Double-Double Games	0	0	0
20-Point Scoring Games	0	0	0
Games Led UC in Scoring	0	0	0
Games Led UC in Rebounding	0	2	2
Games Led UC in Assists	0	0	0
Games With 3+ Assists	0	0	0
Games With 3+ Blocks	2	1	3
Games With 3+ Steals	0	0	0
Games With 3+ Three-Pointers	0	0	0

GAME-BY-GAME STATISTICS

2018-19 (SOPHOMORE SEASON)

Opponent	Date	gs	min	Total		3-Pointers		Free throws		Rebounds		pf	a	tlo	blk	stl	pts	avg		
				fg	fga	pct	fga	pct	ft	fta	off								def	tot
OHIO ST.	11/07/18	14	0-1	0.00	0.0	.000	0.0	.000	2	4	6	6.0	2	1	1	0	0	0.0		
N.C. CENTRAL	11/13/18	13	2-3	.667	0.0	.000	1-3	.333	0	4	5.0	1	0	1	1	1	5	2.5		
MILWAUKEE	11/16/18	9	0-1	0.00	0.0	.000	0.1	.000	2	2	4	4.7	1	0	0	0	0	1.7		
WESTERN MICH.	11/19/18	6	1-1	1.000	0.0	.000	0.2	.000	1	3	4	4.5	3	0	1	1	0	2.8		
vs George Mason	11/23/18	15	0-0	0.00	0.0	.000	1.2	.500	0	4	4	4.4	2	0	1	0	1	1.6		
vs Ole Miss	11/24/18	8	1-3	.333	0.0	.000	0.0	.000	1	1	2	4.0	3	0	1	0	0	2.17		
ARK.-PINE BLUFF	11/27/18	12	2-3	.667	0.0	.000	1.2	.500	2	1	3	3.9	0	0	1	1	0	5.21		
at UNLV	12/01/18	18	1-2	.500	0.0	.000	1.1	1.000	2	6	8	4.4	1	0	0	2	0	3.23		
NORTHERN KY.	12/04/18	22	2-4	.500	0.0	.000	2.2	1.000	4	4	8	4.8	0	0	0	0	1	6.27		
XAVIER	12/08/18	16	0-2	.000	0.0	.000	0.0	.000	4	3	7	5.0	0	0	0	0	0	2.4		
at Mississippi State	12/15/18	17	0-0	.000	0.0	.000	0.0	.000	1	1	2	4.7	2	0	1	0	0	2.2		
UCLA	12/19/18	15	1-2	.500	0.0	.000	0.0	.000	1	4	5	4.8	1	1	0	1	0	2.22		
SOUTH CAROLINA ST.	12/22/18	9	0-2	.000	0.0	.000	1.2	.500	1	4	5	4.8	1	0	0	1	0	1.21		
TULANE	01/02/19	22	1-5	.200	0.0	.000	2-4	.500	2	4	6	4.9	2	1	0	0	0	4.22		
at ECU	01/05/19	8	1-2	.500	0.0	.000	0.0	.000	0	2	2	4.7	2	0	0	2	0	2.22		
at Tulsa	01/10/19	15	0-1	.000	0.0	.000	0.0	.000	0	3	3	4.6	1	0	0	0	1	2.1		
UConn	01/12/19	10	0-1	.000	0.0	.000	0.0	.000	0	2	2	4.4	2	1	1	0	0	0.19		
SOUTH FLA.	01/15/19	16	1-1	1.000	0.0	.000	0.0	.000	1	1	2	4.3	1	0	0	4	2	2.19		
at Wichita St.	01/19/19	11	0-0	.000	0.0	.000	0.0	.000	1	1	2	4.2	0	0	0	1	0	1.8		
TULSA	01/24/19	9	0-0	.000	0.0	.000	0.3	.000	0	2	2	4.1	2	0	0	0	1	0.18		
at Temple	01/27/19	16	1-1	1.000	0.0	.000	0.2	.000	2	5	7	4.2	0	0	1	0	1	2.18		
SMU	02/02/19	16	0-1	.000	0.0	.000	0.0	.000	1	4	5	4.2	0	0	0	0	0	0.17		
at Houston	02/10/19	5	0-0	.000	0.0	.000	0.0	.000	0	1	1	4.1	0	0	0	0	0	0.16		
WICHITA ST.	02/17/19	9	0-0	.000	0.0	.000	2-4	.500	2	0	2	4.0	1	0	2	0	1	2.16		
UCF	02/21/19	6	0-0	.000	0.0	.000	0.0	.000	0	0	0	3.8	2	0	0	0	0	0.16		
at UConn	02/24/19	8	0-0	.000	0.0	.000	2-2	1.000	0	1	1	3.7	2	0	1	1	0	2.16		
at SMU	02/27/19	4	0-0	.000	0.0	.000	0.0	.000	0	0	0	3.6	0	0	0	0	0	0.15		
MEMPHIS	03/02/19	8	0-0	.000	0.0	.000	0.0	.000	0	2	2	3.5	2	0	1	0	0	0.15		
at UCF	03/07/19	7	0-0	.000	0.0	.000	0.0	.000	0	1	1	3.4	2	0	0	1	0	0.14		
HOUSTON	03/10/19	1	0-0	.000	0.0	.000	0.0	.000	0	0	0	3.3	0	0	0	0	0	0.14		
vs Wichita St.	03/16/19	4	1-1	1.000	0.0	.000	0.2	.000	1	3	4	3.4	1	0	0	0	0	2.14		
vs Houston	03/17/19	4	0-0	.000	0.0	.000	0.0	.000	1	1	2	3.3	1	0	0	0	0	0.13		
vs Iowa	03/22/19	7	0-1	.000	0.0	.000	0.0	.000	1	0	1	3.2	1	0	0	0	1	0.13		
Totals		0	360	15-38	.395	0-0	.000	13-32	.406	33	74	107	3.2	39	4	11	18	9	43	1.3

2017-18 (FRESHMAN SEASON)

Opponent	Date	gs	min	Total		3-Pointers		Free throws		Rebounds		pf	a	t/o	blk	stl	pts	avg		
				fg	fga	3pt	3pta	ft	fta	off	def								tot	avg
SAVANNAH STATE	11/10/17	13	1-3	.333	0-0	.000	1-5	.200	4	4	8	8.0	2	0	2	1	0	3	3.0	
COPPIN STATE	11/16/17	13	1-1	1.000	0-0	.000	0-1	.000	1	4	5	6.5	3	2	1	0	0	2	2.5	
vs Buffalo	11/20/17	0	0-0	.000	0-0	.000	0-0	.000	0	0	0	4.3	0	0	1	0	0	0	1.7	
vs Richmond	11/21/17	7	0-0	.000	0-0	.000	0-1	.000	0	1	1	3.5	1	0	0	0	0	0	1.3	
vs Wyoming	11/22/17	2	0-0	.000	0-0	.000	1-2	.500	0	0	0	2.8	0	0	0	0	0	0	1.2	
ALABAMA STATE	11/27/17	8	0-0	.000	0-0	.000	0-1	.000	2	2	4	3.0	1	0	1	0	0	0	1.0	
at Xavier	12/02/17	8	0-0	.000	0-0	.000	0-0	.000	0	3	3	3.0	2	1	0	4	1	0	0.9	
vs Florida	12/09/17	1	0-0	.000	0-0	.000	0-0	.000	0	0	0	2.6	1	0	1	0	0	0	0.8	
at UCLA	12/16/17	6	0-0	.000	0-0	.000	0-0	.000	0	1	1	2.4	0	0	0	0	0	1	0.7	
UA-PINE BLUFF	12/19/17	7	0-0	.000	0-0	.000	0-0	.000	0	1	1	2.3	0	1	1	0	0	0	0.6	
CLEVELAND STATE	12/21/17	2	0-0	.000	0-0	.000	0-0	.000	0	1	1	2.2	0	0	0	0	0	0	0.5	
MEMPHIS	12/31/17	9	2-5	.400	0-0	.000	1-3	.333	1	3	4	2.3	1	0	0	0	0	5	0.9	
at Temple	01/04/18	2	0-0	.000	0-0	.000	0-0	.000	0	1	1	2.2	0	0	0	0	0	0	0.8	
SMU	01/07/18	4	0-0	.000	0-0	.000	0-0	.000	0	0	0	2.1	0	0	0	0	0	0	0.8	
at USF	01/13/18	1	0-0	.000	0-0	.000	0-0	.000	0	0	0	1.9	0	0	0	0	0	0	0.7	
ECU	01/20/18	4	1-2	.500	0-0	.000	0-1	.000	3	2	5	2.1	0	0	1	3	0	2	0.8	
TEMPLE	01/24/18	11	2-2	1.000	0-0	.000	0-1	.000	3	2	5	2.3	1	0	0	0	0	4	1.0	
at Memphis	01/27/18	1	0-0	.000	0-0	.000	0-0	.000	0	0	0	2.2	1	0	0	0	0	0	0.9	
UCF	02/06/18	12	1-2	.500	0-0	.000	1-2	.500	2	2	4	2.3	4	0	0	1	0	3	1.1	
at SMU	02/11/18	11	2-3	.667	0-0	.000	0-1	.000	1	0	1	2.2	1	1	1	0	0	4	1.2	
at Houston	02/15/18	12	2-0	.000	0-0	.000	0-0	.000	0	0	0	2.1	0	0	0	0	0	0	1.1	
WICHITA STATE	02/18/18	13	0-0	.000	0-0	.000	0-0	.000	0	0	0	2.0	2	0	1	0	0	0	1.1	
UConn	02/22/18	9	1-2	.500	0-0	.000	0-2	.000	1	0	1	2.0	0	0	0	0	1	2	1.1	
TULSA	02/25/18	1	0-0	.000	0-0	.000	0-0	.000	0	0	0	1.9	0	0	0	0	0	0	1.1	
at Tulane	03/01/18	5	0-0	.000	0-0	.000	0-0	.000	0	0	0	1.8	2	0	1	1	0	0	1.0	
at Wichita State	03/04/18	3	0-1	.000	0-0	.000	0-0	.000	1	1	2	1.8	1	0	0	0	0	0	1.0	
vs SMU	03/09/18	1	0-0	.000	0-0	.000	0-0	.000	0	0	0	1.7	0	0	0	1	0	0	1.0	
vs Memphis	3-10-18	3	0-0	.000	0-0	.000	0-0	.000	0	0	0	1.7	0	0	0	0	0	0	0.9	
vs Nevada	03/18/18	7	0-0	.000	0-0	.000	0-0	.000	1	1	1	2.7	0	0	0	0	0	0	0.9	
Totals		0	166	11-21	.524	0-0	.000	4-20	.200	20	29	49	17	23	5	11	11	3	26	0.9



#24 PRINCE TOYAMBI

FORWARD • 6-7 • 225 • FRESHMAN • HS • KINSHASA, CONGO (FRESNO HS [CALIF.]

2018-19 Season (Redshirt): Did not see action ... named to the Bearcats Academic Honor Roll and Dean's List during the 2019 spring semester.

Prior to Cincinnati: Averaged 17.4 points, 9.7 rebounds and 1.3 steals while shooting 58.7 percent (88 of 150) from the floor during 12 games for team "The Truth" at the NIKE EBYL and Peach Jam Invitational during the summer 2018 ... attended Fresno High School in Fresno, Calif. ... reclassified from the 2019 class to the 2018 class and signed with the Bearcats in early September.

Personal: Born Dec. 2, 2000 in Kinshasa, Congo ... has one sister: Magali Toyambi ... right-handed ... last name pronounced "toy-YAHM-bee."

SEASON & CAREER STATISTICS

2018-19		CAREER
0	Pts	0
0	FG Atts	0
0	FG Made	0
0	3PT-FG Atts	0
0	3PT-FG Made	0
0	FT Atts	0
0	FT Made	0
0	Rebs	0
0	Assts	0
0	Stls	0
0	Blks	0
0	Mins	0


MISCELLANEOUS STATISTICS

CATEGORY	2018-19	CAREER
Double-Figure Scoring Games	0	0
Double-Figure Rebounding Games	0	0
Double-Double Games	0	0
20-Point Scoring Games	0	0
Games Led UC in Scoring	0	0
Games Led UC in Rebounding	0	0
Games Led UC in Assists	0	0
Games With 3+ Assists	0	0
Games With 3+ Blocks	0	0
Games With 3+ Steals	0	0
Games With 3+ Three-Pointers	0	0

GAME-BY-GAME STATISTICS

2018-19 (FRESHMAN SEASON)

CAREER STATISTICS



#31 SAM MARTIN

GUARD • 5-10 • 170 • SOPHOMORE • 1L • CINCINNATI, OHIO (SUMMIT COUNTRY DAY)

MOMENTS

- » Posted a career-high five points with an assist in five minutes against UAPB (11/27/18).
- » Scored his first collegiate points, making a pair of free throws against Richmond (11/21/17) in the semifinals of the Cayman Islands Classic.

2018-19 Season (Sophomore): Played in six games as a walk-on reserve, averaging 0.8 points and 0.5 assists in 2.2 minutes ... scored a career-high five points with an assist in five minutes against UAPB (11/27) ... named to the Bearcats Academic Honor Roll and Dean's List during the 2018 fall semester and the Bearcats Academic Honor Roll during the 2019 spring semester.

2017-18 Season (Freshman): Played in 10 games as a walk-on reserve, averaging 0.2 points, 0.2 assists and 0.1 rebounds in 1.9 minutes ... collected his first collegiate points with a pair of free throws in two minutes against Richmond (11/21) ... handed out two assists in two minutes of play against Memphis (12/31) ... took two shots without a basket and grabbed a rebound in four minutes against Temple (1/24) ... named to the Bearcats Academic Honor Roll and Dean's List during the 2017 fall semester.

Prior to Cincinnati: Averaged 15.4 points, 3.0 rebounds, 2.8 assists and 2.4 steals as a senior at Summit Country Day ... helped guide the Silver Knights to a 26-1 record and regional championship appearance in 2016-17 ... named an Associated Press Division III second team all-state selection as a senior ... chosen Miami Valley Conference Player of the Year and earned league first team accolades as a junior and senior ... helped lead Summit Country Day to a pair of soccer state titles as a junior and senior, combining for a 42-4-1 record ... tallied 38 goals, 24 assists and 100 points as a senior ... named all-midwest region, all-state first team and all-southwest Ohio first team selection as a senior ... set records during 2016 for most goals in a state championship game, most goals in a state semifinal game and most goals and most points in the city ... played basketball for his father, Scott, at St. Xavier High School as a freshman and sophomore.

Personal: Born Nov. 16, 1998 in Cincinnati, Ohio ... son of Carrie and Scott Martin ... has two sisters, Rachel and Lily ... his father, Scott, played basketball at Rollins College (1988-91) ... right-handed.

SEASON & CAREER STATISTICS

2017-18 SEASON

		CAREER
5 vs. Arkansas-Pine Bluff, 11/27/18	Pts	5 vs. Arkansas-Pine Bluff, 11/27/18
2, 2x (last vs. Ark.-Pine Bluff, 11/27/18)	FG Atts	2, 2x (last vs. Ark.-Pine Bluff, 11/27/18)
2 vs. Arkansas-Pine Bluff, 11/27/18	FG Made	2 vs. Arkansas-Pine Bluff, 11/27/18
1, 2x (last vs. UCF, 2/6/18)	3PT-FG Atts	1, 2x (last vs. UCF, 2/6/18)
0	3PT-FG Made	0
2 vs. Richmond, 11/21/17	FT Atts	2 vs. Richmond, 11/21/17
2 vs. Richmond, 11/21/17	FT Made	2 vs. Richmond, 11/21/17
1 vs. Temple, 1/24/18	Rebs	1 vs. Temple, 1/24/18
2 vs. Memphis, 12/31/17	Assts	2 vs. Memphis, 12/31/17
0	Stls	0
0	Blks	0
5 vs. Arkansas-Pine Bluff, 11/27/18	Mins	5 vs. Arkansas-Pine Bluff, 11/27/18

MISCELLANEOUS STATISTICS

CATEGORY	2017-18	2018-19	CAREER
Double-Figure Scoring Games	0	0	0
Double-Figure Rebounding Games	0	0	0
Double-Double Games	0	0	0
20-Point Scoring Games	0	0	0
Games Led UC in Scoring	0	0	0
Games Led UC in Rebounding	0	0	0
Games Led UC in Assists	0	0	0
Games With 3+ Assists	0	0	0
Games With 3+ Blocks	0	0	0
Games With 3+ Steals	0	0	0
Games With 3+ Three-Pointers	0	0	0

GAME-BY-GAME STATISTICS

2018-19 (SOPHOMORE SEASON)

Opponent	Date	gs	min	fg-fga	pct	3fg-fga	pct	ft-fa	pct	off	def	tot	avg	pf	a	t/o	blk	stl	pts	avg
ARK-PINE BLUFF	11/27/18	5	2-2	1.000	0-0	.000	1-1	1.000	0	0	0	0	0	0	1	0	0	0	5	5.0
NORTHERN KY.	12/04/18	1	0-0	.000	0-0	.000	0-0	.000	0	0	0	0	0	0	0	0	0	0	0	2.5
XAVIER	12/08/18	1	0-0	.000	0-0	.000	0-0	.000	0	0	0	0	0	0	0	0	0	0	0	1.7
UCLA	12/19/18	3	0-0	.000	0-0	.000	0-0	.000	0	0	0	0	0	2	1	0	0	0	0	1.3
TULANE	01/02/19	2	0-0	.000	0-0	.000	0-0	.000	0	0	0	0	0	1	0	0	0	0	0	1.0
TULSA	01/24/19	1	0-0	.000	0-0	.000	0-0	.000	0	0	0	0	0	0	0	0	0	0	0	0.8
Totals		0	13	2-2	1.000	0-0	.000	1-1	1.000	0	0	0	0	2	3	0	0	0	5	0.8

2017-18 (FRESHMAN SEASON)

Opponent	Date	gs	min	fg-fga	pct	3fg-fga	pct	ft-fa	pct	off	def	tot	avg	pf	a	t/o	blk	stl	pts	avg
SAVANNAH STATE	11/10/17	1	0-0	.000	0-0	.000	0-0	.000	0	0	0	0	0	0	0	0	0	0	0	0.0
WESTERN CAROLINA	11/13/17	1	0-1	.000	0-0	.000	0-0	.000	0	0	0	0	0	0	0	0	0	0	0	0.0
COPPIN STATE	11/16/17	1	0-0	.000	0-0	.000	0-0	.000	0	0	0	0	0	0	0	0	0	0	0	0.0
vs Richmond	11/21/17	2	0-0	.000	0-0	.000	2-2	1.000	0	0	0	0	0	2	0	0	0	0	2	0.5
vs Wyoming	11/22/17	1	0-0	.000	0-0	.000	0-0	.000	0	0	0	0	0	1	0	0	0	0	0	0.4
ALABAMA STATE	11/27/17	1	0-0	.000	0-0	.000	0-0	.000	0	0	0	0	0	0	0	0	0	0	0	0.3
UA-PINE BLUFF	12/19/17	2	0-1	.000	0-1	.000	0-0	.000	0	0	0	0	0	0	0	0	0	0	0	0.3
MEMPHIS	12/31/17	2	0-0	.000	0-0	.000	0-0	.000	0	0	0	0	0	1	2	0	0	0	0	0.3
TEMPLE	01/24/18	4	0-2	.000	0-0	.000	0-0	.000	0	1	1	0	1	0	0	0	0	0	0	0.2
UCF	02/06/18	4	0-1	.000	0-1	.000	0-0	.000	0	0	0	1	0	0	0	0	0	0	0	0.2
Totals		0	19	0-5	.000	0-2	.000	2-2	1.000	0	1	1	0	5	2	2	0	0	2	0.2

CAREER STATISTICS

Season	gp-gs	min/avg	Total fg-fga	pct	3-Point fg-fga	pct	F-Throws ft-fa	pct	Rebounds off	def	tot	avg	pf	fo	ast	to	blk	stl	Scoring pts	avg
2017-18	10-0	19/1.9	0-5	.000	0-2	.000	2-2	1.000	0	1	1	0.1	5	0	2	2	0	0	2	0.2
2018-19	6-0	13/2.2	2-2	1.000	0-0	.000	1-1	1.000	0	0	0	0.0	2	0	3	0	0	0	5	0.8
TOTAL	16-0	32/2.0	2-7	.286	0-2	.000	3-3	1.000	0	1	1	0.1	7	0	5	2	0	0	7	0.4



#32 JON KOZ

GUARD • 6-1 • 200 • JUNIOR • 2L • CLEVELAND, OHIO (BAY)

MOMENTS

» Scored his first collegiate points on a basket inside against Temple (1/24/18).

2018-19 Season (Junior): Played in five games as a walk-on reserve, averaging 0.4 points and 0.4 rebounds in 1.8 minutes ... scored on a layup in two minute of play against Tulane (1/2) ... grabbed a rebound in two minutes against Arkansas-Pine Bluff (11/27) ... named to the Bearcats Academic Honor Roll during the fall 2018 semester.

2017-18 Season (Sophomore): Played in eight games as a walk-on reserve, averaging 0.3 points, 0.3 rebounds and 0.1 assists in 1.3 minutes ... scored his first collegiate basketball in two minutes against Temple (1/24) ... grabbed two rebounds in two minutes against UCF (2/6) ... handed out an assist in one minute against Alabama State (11/27) ... named to the Bearcats Academic Honor Roll during the 2017 fall semester.

2016-17 Season (Freshman): Played in six games as a walk-on reserve, averaging 0.0 points, 0.3 rebounds and 0.3 assists in 1.7 minutes ... grabbed one rebound and handed out one assist against both Bowling Green (12/4) and USF (1/29) ... attempted one shot against Texas Southern (12/13) and USF (1/29) ... played a season-high three minutes against USF (1/29) ... named to Bearcats Academic Honor Roll during 2016 fall and 2017 spring semesters.

Prior to Cincinnati: Averaged 21.6 points, 4.8 rebounds and 2.4 assists as a senior at Bay High School, helping lead the Rockets to a 25-4 record and the school's first appearance in the Division II state semifinals ... set the school record for career points (1,279) and points in a season (604 as a senior) ... named the Great Lakes Conference Most Valuable Player in 2015-16 ... named all-state twice and all-conference three times ... helped lead Bay High School to two conference championships ... three-year starting quarterback on football team, missed most of senior campaign due to injury but still helped the Rockets to a 10-win season ... guided the team to the school's first playoff wins as a junior ... coached in basketball by Jared Shetzer and football by Ron Rutt.

Personal: Born December 19, 1997 in Cleveland, Ohio ... son of Courtney and John Koz ... has three sisters: Chloe, Claudia and Kayla ... his cousin, Matt Koz, wrestled at Chattanooga ... his dad played football at Baldwin Wallace ... right-handed ... pronunciation of last name rhymes with nose.

SEASON & CAREER STATISTICS

2017-18 SEASON

	Pts	CAREER
2, 2x (last vs. Tulane, 1/2/19)	2, 2x (last vs. Tulane, 1/2/19)	
2 vs. Tulane, 1/2/19	FG Atts	2 vs. Tulane, 1/2/19
1, 2x (last vs. Tulane, 1/2/19)	FG Made	1, 2x (last vs. Tulane, 1/2/19)
0	3PT-FG Atts	1, 2x (last vs. USF, 1/29/17)
0	3PT-FG Made	0
0	FT Atts	0
0	FT Made	0
2 vs. UCF, 2/6/18	Rebs	2 vs. UCF, 2/6/18
1 vs. Alabama State, 11/27/17	Assts	1, 3x (last vs. Alabama State, 11/27/17)
0	Stls	0
0	Blks	0
2, 5x (last vs. Tulane, 1/2/19)	Mins	3 vs. USF, 1/29/17

MISCELLANEOUS STATISTICS

CATEGORY	2016-17	2017-18	2018-19	CAREER
Double-Figure Scoring Games	0	0	0	0
Double-Figure Rebounding Games	0	0	0	0
Double-Double Games	0	0	0	0
20-Point Scoring Games	0	0	0	0
Games Led UC in Scoring	0	0	0	0
Games Led UC in Rebounding	0	0	0	0
Games Led UC in Assists	0	0	0	0
Games With 3+ Assists	0	0	0	0
Games With 3+ Blocks	0	0	0	0
Games With 3+ Steals	0	0	0	0
Games With 3+ Three-Pointers	0	0	0	0

GAME-BY-GAME STATISTICS

2018-19 (JUNIOR SEASON)

Opponent	Date	gs	min	Total		3-Pointers		Free throws		Rebounds										
				fg-fga	pct	3fg-fga	pct	ft-fga	pct	off	def	tot	avg	pf	a	t/o	blk	stl	pts	avg
vs George Mason	11/23/18	2	0-0	.000	0-0	.000	0-0	.000	0	0	0	0	0	0	0	0	0	0	0	0.0
ARK-PINE BLUFF	11/27/18	2	0-0	.000	0-0	.000	0-0	.000	0	1	0.5	0	1	0	0	1	0	0	0	0.0
UCLA	12/19/18	2	0-0	.000	0-0	.000	0-0	.000	0	0	0.3	0	0	0	0	0	0	0	0	0.0
TULANE	01/02/19	2	1-2	.500	0-0	.000	0-0	.000	0	0	0.3	0	0	0	0	0	0	2	0.5	
TULSA	01/24/19	1	0-0	.000	0-0	.000	0-0	.000	0	1	1	0.4	0	0	0	0	0	0	0	0.4
Totals		0	9	1-2	.500	0-0	.000	0-0	.000	0	2	2	0.4	0	0	1	0	0	2	0.4

2017-18 (SOPHOMORE SEASON)

Opponent	Date	gs	min	Total	3-Pointers	Free throws	Rebounds													
				fg-fga	pct	3fg-fga	pct	ft-fga	pct	off	def	tot	avg	pf	a	t/o	blk	stl	pts	avg
SAVANNAH STATE	11/10/17	1	0-0	.000	0-0	.000	0-0	.000	0	0	0	0.0	0	0	0	0	0	0	0.0	
WESTERN CAROLINA	11/13/17	1	0-0	.000	0-0	.000	0-0	.000	0	0	0	0.0	0	0	0	0	0	0	0.0	
COPPIN STATE	11/16/17	1	0-0	.000	0-0	.000	0-0	.000	0	0	0	0.0	0	0	0	0	0	0	0.0	
ALABAMA STATE	11/27/17	1	0-0	.000	0-0	.000	0-0	.000	0	0	0	0.0	0	1	0	0	0	0	0.0	
UA-PINE BLUFF	12/19/17	1	0-0	.000	0-0	.000	0-0	.000	0	0	0	0.0	0	0	0	0	0	0	0.0	
MEMPHIS	12/31/17	1	0-0	.000	0-0	.000	0-0	.000	0	0	0	0.0	0	0	0	0	0	0	0.0	
TEMPLE	01/24/18	2	1-1	1.000	0-0	.000	0-0	.000	0	0	0	0.0	0	0	0	0	0	0	2	0.3
UCF	02/06/18	2	0-0	.000	0-0	.000	0-0	.000	1	1	2	0.3	0	1	0	0	0	0	0.3	
Totals		0	10	1-1	1.000	0-0	.000	0-0	.000	1	1	2	0.3	0	1	1	0	0	2	0.3

2016-17 (FRESHMAN SEASON)

Opponent	Date	gs	min	Total	3-Pointers	Free throws	Rebounds													
				fg-fga	pct	3fg-fga	pct	ft-fga	pct	off	def	tot	avg	pf	a	t/o	blk	stl	pts	avg
ALBANY	11/14/16	1	0-0	.000	0-0	.000	0-0	.000	0	0	0	0.0	0	0	0	0	0	0	0.0	
BOWLING GREEN	12/04/16	1	0-0	.000	0-0	.000	0-0	.000	0	1	1	0.5	0	1	0	0	0	0	0.0	
TEXAS SOUTHERN	12/13/16	1	0-1	.000	0-1	.000	0-0	.000	0	0	0	0.3	0	0	0	0	0	0	0.0	
FAIRLEIGH DICKINSON	12/17/16	2	0-0	.000	0-0	.000	0-0	.000	0	0	0	0.3	0	0	0	0	0	0	0.0	
TULANE	01/01/17	2	0-0	.000	0-0	.000	0-0	.000	0	0	0	0.2	0	0	0	0	0	0	0.0	
USF	01/29/17	3	0-1	.000	0-1	.000	0-0	.000	0	1	1	0.3	0	1	0	0	0	0	0.0	
Totals		0	10	0-2	.000	0-2	.000	0-0	.000	0	2	2	0.3	0	2	0	0	0	0.0	

CAREER STATISTICS

Season	gp-gs	min/avg	Total	3-Point	F-Throws	Rebounds															Scoring
			fg-fga	pct	fg-fga	pct	ft-fga	pct	off	def	tot	avg	pf	fo	ast	to	blk	stl	pts	avg	
2016-17	6-0	10/1.7	0-2	.000	0-2	.000	0-0	.000	0	2	2	0.3	0	0	2	0	0	0	0	0.0	
2017-18	8-0	10/1.3	1-1	1.000	0-0	.000	0-0	.000	1	1	2	0.3	0	0	1	1	0	0	2	0.3	
2018-19	5-0	9/1.8	1-2	.500	0-0	.000	0-0	.000	0	2	2	0.4	0	0	0	1	0	0	2	0.4	
TOTAL	19-0	29/1.5	2-5	.400	0-2	.000	0-0	.000	1	5	6	0.3	0	0	3	2	0	0	4	0.2	



#33 NYSIER BROOKS

CENTER • 6-11 • 240 • JUNIOR • 2L • PHILADELPHIA, PA. (ADVANCED PREP INTERNATIONAL [TEXAS])

MOMENTS

- » Posted his first career double-double with a career-high 12 points and 10 rebounds against Milwaukee (11/16).
- » Tallied a career-best five blocks in 13 minutes at East Carolina (1/15/17).

2018-19 Season (Junior): Started all 35 games, averaging 8.1 points, 6.3 rebounds and 1.5 blocks in 22.9 minutes ... ranked among the AAC leaders in blocks (third at 1.5), offensive rebounds (fourth at 2.7) and rebounds (11th at 6.3) ... posted three double-doubles ... grabbed a career-high 12 rebounds against SMU (2/27) and Memphis (3/2) ... matched a career-high with five blocks against Wichita State (2/17) ... matched a career-high scoring 17 points on 6-of-8 shooting against UConn (1/12) ... scored a team-high 13 points to go with a game-high nine rebounds against Wichita State (3/16) in the semifinals of the AAC Tournament ... scored 17 points on 5-of-8 shooting from the field and 7-of-8 shooting from the free throw line with eight rebounds against South Carolina State (12/22) ... tallied 16 points on 6-of-8 shooting with six rebounds and two blocks against Houston (3/10) ... led the Bearcats in rebounds in 15 games ... recorded at least two blocks in 17 games ... named to the Bearcats Academic Honor Roll and Dean's List during the 2019 spring semester.

2017-18 Season (Sophomore): Started two of 35 games played, averaging 2.6 points, 2.3 rebounds and 0.6 blocks in 9.7 minutes ... scored a season-high nine points on 3-of-3 shooting from the field in 13 minutes against Alabama State (11/27) ... netted eight points on 4-of-5 shooting with two rebounds, a block and a steal in 12 minutes against Cleveland State (12/21) ... tallied eight points with five rebounds in 11 minutes against ECU (1/20) ... made his first collegiate start, pulling down a season-best eight rebounds with four points and two assists in 12 minutes against Western Carolina (11/13) ... grabbed a team-high seven rebounds at Temple (1/4) ... blocked two shots each at No. 21 Xavier (12/2), at USF (1/13) and at Wichita State (3/4) ... pulled down three or more rebounds in 11 games ... recorded at least one block in 10 conference games ... named to the Bearcats Academic Honor Roll during the 2017 fall semester.

2016-17 Season (Freshman): Played in 33 games as a reserve, averaging 2.4 points, 1.6 rebounds and 0.7 blocks in 8.5 minutes ... scored 10 points on 4-of-5 shooting with four rebounds and three blocks against Samford (11/23) ... tallied eight points in a season-high 16 minutes against USF (1/29) ... grabbed a season-high five rebounds at UConn (3/5) ... recorded a season-best five blocks with four rebounds at East Carolina (1/15) ... had eight points with three rebounds against Fairleigh Dickinson (12/17) ... earned the Legion of Excellence award for the highest grade-point average on the men's basketball team ... named the Bearcats Academic Honor Roll and Dean's List during the spring 2017 semester.

Prior to Cincinnati: Averaged eight points, eight rebounds and three assists in 2015-16 with Advanced Prep International ... posted double-double numbers at Life Center Academy (Burlington, New Jersey) during the 2014-15 season, averaging 12 points and 10 rebounds to go along with four blocks ... tabbed a three-star prospect according to all recruiting sites.

Personal: Born Dec. 5, 1996 in Philadelphia, Pennsylvania ... son of Monique Brooks and John Mitchell ... guardian is James Johns ... has four brothers: Nyeem Brooks, Nymier Brooks, Knoney Mitchell and Ethan Mitchell as well as four sisters: Napree Brooks, Brittany Mitchell, Kaniyah Mitchell and Nyeera Mitchell ... right-handed ... first name pronounced "na-SEER."

SEASON & CAREER STATISTICS

2018-19 Season		Career
17, 2x (last vs. UConn, 1/12/19)	Pts	17, 2x (last vs. UConn, 1/12/19)
12 at SMU, 2/27/19	FG Atts	12 at SMU, 2/27/19
6, 3x (last vs. Houston, 3/10/19)	FG Made	6, 3x (last vs. Houston, 3/10/19)
0	3PT-FG Atts	0
0	3PT-FG Made	0
9 at ECU, 1/5/19	FT Atts	9 at ECU, 1/5/19
8 vs. SC State, 12/22/18	FT Made	8 vs. SC State, 12/22/18
12, 2x (last vs. Memphis, 3/2/19)	Rebs	12, 2x (last vs. Memphis, 3/2/19)
3 vs. UCLA, 12/19/18	Assts	3 vs. UCLA, 12/19/18
3 at Tulsa, 1/10/19	Stls	3 at Tulsa, 1/10/19
5 vs. Wichita State, 2/17/19	Blks	5, 2x (last vs. Wichita State, 2/17/19)
34, 2x (last vs. UCF, 2/21/19)	Mins	34, 2x (last vs. UCF, 2/21/19)

MISCELLANEOUS STATISTICS

CATEGORY	2016-17	2017-18	2018-19	CAREER
Double-Figure Scoring Games	1	0	13	14
Double-Figure Rebounding Games	0	0	6	6
Double-Double Games	0	0	3	3
20-Point Scoring Games	0	0	0	0
Games Led UC in Scoring	0	0	2	2
Games Led UC in Rebounding	0	2	13	15
Games Led UC in Assists	0	0	0	0
Games With 3+ Assists	0	0	1	1
Games With 3+ Blocks	2	0	5	7
Games With 3+ Steals	0	0	1	1
Games With 3+ Three-Pointers	0	0	0	0

CAREER STATISTICS

			Total		3-Point		F-Throws		Rebounds											Scoring	
Season	gp-gs	min/avg	fg-fga	pct	fg-fga	pct	ft-fa	pct	off	def	tot	avg	pf	fo	ast	to	blk	stl	pts	avg	
2016-17	33-0	279/8.5	28-53	.528	0-0	.000	23-40	.575	20	33	53	1.6	55	1	2	19	22	4	79	2.4	
2017-18	35-2	340/9.7	38-77	.494	0-0	.000	16-29	.552	32	49	81	2.3	54	0	8	22	20	12	92	2.6	
2018-19	35-35	802/22.9	99-185	.535	0-0	.000	84-133	.632	94	127	221	6.3	114	6	14	31	51	13	282	8.1	
TOTAL	103-37	1421/13.8	165-315	.524	0-0	.000	123-202	.609	146	209	355	3.4	223	7	24	72	93	29	453	4.4	



#33 NYSIER BROOKS

CENTER • 6-11 • 240 • JUNIOR • 2L • PHILADELPHIA, PA. (ADVANCED PREP INTERNATIONAL [TEXAS])


GAME-BY-GAME STATISTICS

2018-19 (JUNIOR SEASON)

Opponent	Date	gs	min	Total		3-Pointers		Free throws		Rebounds			pf	a	t/o	blk	stl	pts	avg		
				fg	fga	pct	3fg	3fga	pct	ft	fta	pct								off	def
OHIO ST.	11/07/18	*	24	3-6	500	0-0	.000	1-2	500	4	2	6	6.0	5	0	1	2	0	7	7.0	
N.C. CENTRAL	11/13/18	*	23	2-4	500	0-0	.000	1-2	500	0	7	7	6.5	2	1	0	2	0	5	6.0	
MILWAUKEE	11/16/18	*	29	5-5	1000	0-0	.000	2-5	400	4	6	10	7.7	0	0	1	2	0	12	8.0	
WESTERN MICH.	11/19/18	*	23	5-11	455	0-0	.000	5-5	1000	2	8	10	8.3	4	1	2	2	0	15	9.8	
vs George Mason	11/23/18	*	20	1-3	333	0-0	.000	1-2	500	2	1	3	7.2	4	0	1	0	1	3	8.4	
vs Ole Miss	11/24/18	*	22	1-1	1000	0-0	.000	2-2	1000	1	3	4	6.7	3	1	0	1	1	4	7.7	
ARK.-PINE BLUFF	11/27/18	*	16	2-3	667	0-0	.000	2-4	500	1	2	3	6.1	3	0	1	0	0	6	7.4	
at UNLV	12/01/18	*	22	3-4	750	0-0	.000	3-4	750	0	4	4	5.9	4	0	1	2	2	9	7.6	
NORTHERN KY.	12/04/18	*	18	4-5	800	0-0	.000	2-2	1000	1	1	2	5.4	3	0	1	3	0	10	7.9	
XAVIER	12/08/18	*	22	2-4	500	0-0	.000	0-2	000	3	1	4	5.3	3	0	0	0	0	4	7.5	
at Mississippi State	12/15/18	*	20	2-4	500	0-0	.000	5-6	833	2	6	8	5.5	5	0	3	1	0	9	7.6	
UCLA	12/19/18	*	19	5-6	833	0-0	.000	4-5	800	1	5	6	5.6	3	3	0	2	1	14	8.2	
SOUTH CAROLINA ST.	12/22/18	*	25	5-8	625	0-0	.000	7-8	875	4	4	8	5.8	3	0	2	0	0	17	8.8	
TULANE	01/02/19	*	8	0-2	000	0-0	.000	0-0	000	1	1	2	5.5	4	1	2	1	0	0	8.2	
at ECU	01/05/19	*	31	6-9	667	0-0	.000	3-9	333	4	1	5	5.5	4	0	2	3	0	15	8.7	
at Tulsa	01/10/19	*	23	1-3	333	0-0	.000	0-0	000	3	1	4	5.4	1	1	0	3	3	2	8.3	
UCONN	01/12/19	*	33	6-8	750	0-0	.000	5-8	625	3	3	6	5.4	2	1	0	2	0	17	8.8	
SOUTH FLA.	01/15/19	*	20	2-3	667	0-0	.000	6-7	857	2	4	6	5.4	4	1	1	2	0	10	8.8	
at Wichita St.	01/19/19	*	29	3-5	600	0-0	.000	2-4	500	3	7	10	5.7	3	0	2	2	0	8	8.8	
TULSA	01/24/19	*	21	2-7	286	0-0	.000	4-6	667	2	5	7	5.8	2	0	0	2	0	8	8.8	
at Temple	01/27/19	*	14	1-3	333	0-0	.000	0-0	000	4	2	6	5.8	4	0	0	1	0	2	8.4	
SMU	02/02/19	*	24	3-6	500	0-0	.000	4-8	500	1	4	5	5.7	3	1	2	0	0	10	8.5	
at Memphis	02/07/19	*	19	0-2	000	0-0	.000	0-0	000	1	4	5	5.7	4	1	1	2	0	0	8.1	
at Houston	02/10/19	*	22	3-8	375	0-0	.000	1-4	250	7	3	10	5.9	2	0	0	0	1	7	8.1	
WICHITA ST.	02/17/19	*	24	1-7	143	0-0	.000	1-2	500	1	5	6	5.9	2	0	0	5	1	3	7.9	
UCF	02/21/19	*	34	3-4	750	0-0	.000	3-4	750	4	3	7	5.9	4	0	2	0	1	9	7.9	
at UConn	02/24/19	*	11	1-3	333	0-0	.000	2-2	1000	2	3	5	5.9	5	0	0	0	1	4	7.8	
at SMU	02/27/19	*	30	3-12	250	0-0	.000	2-2	1000	6	6	12	6.1	0	0	1	3	0	8	7.8	
MEMPHIS	03/02/19	*	29	4-7	571	0-0	.000	5-6	833	6	6	12	6.3	4	0	0	1	1	13	8.0	
at UCF	03/07/19	*	13	1-3	333	0-0	.000	0-0	000	2	1	3	6.2	5	0	0	0	0	2	7.8	
HOUSTON	03/10/19	*	23	6-8	750	0-0	.000	4-4	1000	4	2	6	6.2	4	1	3	2	1	16	8.0	
vs SMU	03/15/19	*	31	3-5	600	0-0	.000	1-4	250	3	5	8	6.3	1	1	1	1	0	7	8.0	
vs Wichita St.	03/16/19	*	23	5-7	714	0-0	.000	3-8	375	7	2	9	6.3	5	0	0	1	0	13	8.2	
vs Houston	03/17/19	*	36	0-1	000	0-0	.000	2-4	500	1	6	7	6.4	4	0	1	1	0	2	8.0	
vs Iowa	03/22/19	*	21	5-8	625	0-0	.000	1-2	500	2	3	5	6.3	5	0	0	1	0	11	8.1	
Totals			35	802	99-185	.535	0-0	.000	84-133	.632	94	127	221	6.3	114	14	31	51	13	282	8.1

2017-18 (SOPHOMORE SEASON)

Opponent	Date	gs	min	Total		3-Pointers		Free throws		Rebounds			pf	a	t/o	blk	stl	pts	avg		
				fg	fga	pct	3fg	3fga	pct	ft	fta	pct								off	def
SAVANNAH STATE	11/10/17		11	1-3	.333	0-0	.000	1-2	.500	2	5	7	7.0	1	0	0	0	1	3.0		
WESTERN CAROLINA	11/13/17	*	12	2-5	.400	0-0	.000	0-0	.000	4	4	8	7.5	2	2	1	1	4	3.5		
COPPIN STATE	11/16/17		9	1-1	1.000	0-0	.000	0-0	.000	0	2	2	5.7	1	1	1	0	0	2.3		
vs Buffalo	11/20/17		16	0-1	.000	0-0	.000	2-2	1.000	0	2	2	4.8	0	0	0	0	1	2.8		
vs Richmond	11/21/17	*	15	1-2	.500	0-0	.000	0-0	.000	0	1	1	4.0	2	0	2	1	0	2.6		
vs Wyoming	11/22/17		10	0-1	.000	0-0	.000	2-2	1.000	1	1	2	3.7	2	0	1	0	2	2.5		
ALABAMA STATE	11/27/17		13	3-3	1.000	0-0	.000	3-6	.500	1	0	1	3.3	1	0	0	0	0	9.4		
at Xavier	12/02/17		6	0-1	.000	0-0	.000	0-0	.000	0	0	0	2.9	0	0	0	2	1	0	3.0	
vs Florida	12/09/17		3	1-1	1.000	0-0	.000	0-0	.000	0	2	2	2.8	2	0	0	0	0	2	2.9	
MISSISSIPPI ST.	12/12/17		8	0-0	.000	0-0	.000	0-0	.000	0	1	1	2.6	0	0	0	0	0	0	2.6	
at UCLA	12/16/17		5	1-1	1.000	0-0	.000	0-0	.000	0	1	1	2.5	4	0	0	0	0	2	2.5	
UA-PINE BLUFF	12/19/17		16	2-3	.667	0-0	.000	3-4	.750	0	1	1	2.3	3	0	0	0	0	7	2.9	
CLEVELAND STATE	12/21/17		12	4-5	.800	0-0	.000	0-0	.000	2	0	2	2.3	0	1	1	1	1	8	3.3	
MEMPHIS	12/31/17		17	3-6	.500	0-0	.000	0-0	.000	0	3	3	2.4	2	0	0	0	0	6	3.5	
at Temple	01/04/18		16	1-3	.333	0-0	.000	0-0	.000	4	3	7	2.7	3	0	2	1	0	2	3.4	
SMU	01/07/18		5	0-0	.000	0-0	.000	0-0	.000	0	2	2	2.6	1	0	0	0	0	0	3.2	
at USF	1/13/18		9	2-2	1.000	0-0	.000	2-2	1.000	1	1	2	2.6	3	0	1	2	0	6	3.4	
at UCF	1/16/18		10	1-2	.500	0-0	.000	0-0	.000	0	0	0	2.4	2	0	0	1	0	2	3.3	
ECU	01/20/18		11	4-7	.571	0-0	.000	0-0	.000	4	1	5	2.6	3	1	1	1	0	8	3.5	
TEMPLE	01/24/18		6	0-1	.000	0-0	.000	0-0	.000	0	2	2	2.6	1	0	1	0	0	0	3.4	
at Memphis	1/27/18		4	0-0	.000	0-0	.000	0-0	.000	0	2	2	2.5	0	0	0	0	1	0	3.2	
HOUSTON	01/31/18		13	3-3	1.000	0-0	.000	0-0	.000	0	0	0	2.4	2	0	0	1	1	6	3.3	
at UCONN	2/3/18		10	0-0	.000	0-0	.000	0-0	.000	0	0	0	2.3	4	0	2	1	1	0	3.2	
UCF	02/06/18		12	0-4	.000	0-0	.000	3-4	.750	5	1	6	2.5	2	0	2	0	1	3	3.2	
at SMU	02/11/18		19	2-7	.286	0-0	.000	0-2	.000	2	3	5	2.6	3	1	0	1	1	4	3.2	
at Houston	2/15/18		5	0-1	.000	0-0	.000	0-0	.000	0	5	5	2.7	2	0	1	1	0	0	3.1	
WICHITA STATE	02/18/18		9	0-0	.000	0-0	.000	0-0	.000	0	0	0	2.6	3	0	1	1	0	0	3.0	
UCONN	02/22/18		12	1-4	.250	0-0	.000	0-2	.000	1	2	3	2.6	1	1	0	1	0	2	2.9	
TULSA	02/25/18		1	0-1	.000	0-0	.000	0-0	.000	0	0	0	2.5	0	0	1	0	0	0	2.8	
at Tulane	03/01/18		11	2-2	1.000	0-0	.000	0-0	.000	2	1	3	2.5	1	0	0	0	0	4	2.9	
at Wichita State	03/04/18		8	0-0	.000	0-0	.000	0-2	.000	1	2	3	2.5	1	0	1	2	1	0	2.8	
vs SMU	03/09/18		9	3-6	.500	0-0	.000	0-1	.000	1	0	1	2.5	1	0	0	0	0	6	2.9	
vs Memphis	3-10-18		5	0-0	.000	0-0	.000	0-0	.000	0	0	0	2.4	1	0	0	1	0	0	2.8	
vs Houston	3-11-18		6	0-1	.000	0-0	.000	0-0	.000	0	1	1	2.4	0	0	0	1	0	0	2.7	
vs Georgia State	03/16/18		6	0-0	.000	0-0	.000	0-0	.000	1	0	1	2.3	0	1	0	0	0	0	2.6	
Totals			2	340	38-77	.494	0-0	.000	16-29	.552	32	49	81	2.3	54	8	22	20	12	92	2.6



#34 JARRON CUMBERLAND

GUARD • 6-5 • 205 • JUNIOR • 2L • WILMINGTON, OHIO (WILMINGTON HIGH SCHOOL)

CONFERENCE AWARDS

- » Tournament MVP (2019)
- » Player of the Year (2018-19)
- » First Team (2018-19) Unanimous pick
- » Player of the Week (5x: 12/24/18; 1/26/18; 1/30/17; 1/21/19; 1/28/19)
- » Weekly Honor Roll (4x: 2/18/19, 2/11/19, 2/4/19 & 1/14/19)
- » All-Rookie Team (2016-17)
- » Co-Sixth Man of the Year (2016-17)
- » Rookie of the Week (3x: 3/6/16; 1/2/17 & 12/19/16)

OTHER HONORS

- » Named one of 10 candidates to the 2019 Jerry West Shooting Guard of the Year Award.
- » Named to 2019 Citizen Naismith Midseason Team
- » Named to the 2019 Lute Olson Mid-Season Watch List
- » 2018 Emerald Coast Classic MVP

MOMENTS

- » Scored 33 points on 11-of-24 shooting against No. 11 Houston (3/17/19), marking the most points scored in AAC Tournament championship game history.

2018-19 Season (Junior): Started all 35 games, averaging 18.8 points, 4.4 rebounds, 3.6 assists and 1.1 steals in 32.5 minutes ... named Associated Press Honorable Mention All-America, American Athletic Conference Player of the Year, the American Championship Tournament Most Outstanding Player and a unanimous first-team all-conference selection ... earned NABC All-District 25 First Team honors ... named one of 10 candidates to the 2019 Jerry West Shooting Guard of the Year Award Watch List, selected to the Citizen Naismith Midseason Team and the Lute Olson Midseason Watch List ... named the 2018 Emerald Coast Classic Tournament Most Valuable Player ... recognized by The American nine times for weekly awards (AAC Player of the Week [five weeks] and AAC Weekly Honor Roll [four weeks]) ... set an AAC Tournament championship game record, scoring 33 points on 11-of-24 shooting with eight rebounds against No. 11 Houston (3/17) ... earned AAC Tournament Most Outstanding Player accolades, averaging 23.3 points, 6.0 rebounds and 4.3 assists during the three-game event... scored 657 points during 2018-19, the 10th most points scored in a season in school history and the most since Sean Kilpatrick (701 points in 2013-14) ... became the 53rd member of Cincinnati's 1,000-point club, finishing the season 20th on the list with 1,363 career points ... ranked among the league leaders in eight categories: points (third at 18.8), three-point field goal percentage (seventh at .388), three-point field goals made (seventh at 2.3), free throw percentage (10th at .773), assists (11th at 3.6), assist-to-turnover ratio (13th at 1.3), minutes played (14th at 32.5) and steals (15th at 1.1) ... scored a career-high 34 points on 9-of-20 shooting, going 14 of 15 from the free throw line with four steals against USF (1/15) ... scored a game-high 27 points, tying a career-high with six three-pointers to go with six rebounds and a game-high five assists against Wichita State (2/17) ... named the Emerald Coast Classic Tournament MVP and AAC Player of the Week after scoring a game-high 25 points against Ole Miss (11/24) in the event's championship game ... scored 20 or more points 17 times, most 20-points games in a season since Sean Kilpatrick (19 in 2013-14) ... hit 80 three-pointers, most in a season since Sean Kilpatrick (93 in 2013-14) ... scored in double figures in 33 of 35 games, leading the Bearcats in scoring 22 times.

2017-18 Season (Sophomore): Started all 36 games, averaging 11.5 points, 4.0 rebounds, 2.9 assists, 1.0 steals in 28.9 minutes ... named to The American's Weekly Honor Roll three times (11/20, 1/2, 1/15) ... ranked second on the team, averaging 14.0 points during five postseason games ... registered his first collegiate double-double, scoring a career-high 27 points on 8-of-17 shooting with four three-pointers to go with a career-high 11 rebounds against Georgia State (3/16). It marked the most points scored by a Bearcat in an NCAA Tournament game during the Mick Cronin coaching era (since 2006-07) ... finished the season ranked 24th in the league in scoring (11.5) ... ranked among the league leaders during conference play in assists (12th at 2.9), free throw percentage (15th at .736) and scoring (26th at 11.4) ... tied teammate Jacob Evans III with a team-high 60 three-pointers ... made as many as four three-pointers in six games ... scored 20 points on 6-of-9 shooting with four threes against Western Carolina (11/13) ... tallied 19 points with nine rebounds against Coppin State (11/16) ... scored 18 points with four threes and five assists against Memphis (3/10) in the semifinals of the American Championship ... handed out a season-high eight assists twice (Tulsa [2/25] and SMU [3/9]) ... scored in double figures in 22 games ... made at least one three-pointer in 28 of 36 games, including 15 of 18 conference contests.

2016-17 Season (Freshman): Played in 35 games as a reserve, averaging 8.3 points, 2.4 rebounds, 1.5 assists and 1.0 steals in 19.1 minutes ... named to The American's All-Rookie Team and selected as The American's Co-Sixth Man of the Year with SMU's Ben Emelogu ... named league's player of the week after a pair of strong performances: scoring a season-high 26 points on 8-of-11 shooting with a season-best six three-pointers against USF (1/29) and tallying 15 points, including 13 in the second half, against No. 24 Xavier (1/26) ... named league's player of the week three times ... netted 19 points with a trio of threes against Tulane (1/1) ... tallied 17 points on 4-of-6 shooting from the field and 8-of-10 shooting from the foul line against Lipscomb (11/26) ... shot 52.6 percent (22 of 42) from the field while averaging 11.6 points in five postseason games ... scored in double figures in 14 games ... led the team in scoring in six games.

SEASON & CAREER STATISTICS

2018-19 Season		Career	
34 vs. USF, 1/15/19	Pts	34 vs. USF, 1/15/19	
25 at Houston, 2/10/19	FG Atts	25 at Houston, 2/10/19	
11, 2x (last vs. Houston, 3/17/19)	FG Made	11, 2x (last vs. Houston, 3/17/19)	
10, 3x (last vs. Wichita State, 2/17/19)	3PT-FG Atts	11 vs. Georgia State, 3/16/18	
6 vs. Wichita State, 2/17/19	3PT-FG Made	6, 2x (last vs. Wichita State, 2/17/19)	
17 at Temple, 1/27/19	FT Atts	17 at Temple, 1/27/19	
14 vs. USF, 1/15/19	FT Made	14 vs. USF, 1/15/19	
9 vs. SMU, 2/2/19	Rebs	11 vs. Georgia State, 3/16/18	
8 vs. SMU, 3/15/19	Assts	8, 3x (last 8 vs. SMU, 3/15/19)	
4 vs. USF, 1/15/19	Stls	5 vs. SMU, 3/12/17	
2, 3x (last vs. UCF, 2/21/19)	Blks	3 vs. ECU, 1/20/18	
42 vs. UConn, 1/12/19	Mins	42 vs. UConn, 1/12/19	

MISCELLANEOUS STATISTICS


CATEGORY	2016-17	2017-18	2018-19	CAREER
Double-Figure Scoring Games	14	22	33	69
Double-Figure Rebounding Games	0	1	0	1
Double-Double Games	0	1	0	1
20-Point Scoring Games	1	2	17	20
Games Led UC in Scoring	6	8	22	36
Games Led UC in Rebounding	1	1	6	8
Games Led UC in Assists	2	11	20	33
Games With 3+ Assists	5	19	24	48
Games With 3+ Blocks	0	0	0	0
Games With 3+ Steals	4	2	3	9
Games With 3+ Three-Pointers	5	8	13	26

Prior to Cincinnati: Averaged 29.6 points, 7.4 rebounds, 3.6 steals and 3.2 assists while shooting 57.4 percent (303 of 528) from the field as a senior at Wilmington High School ... helped lead the Hurricane to a 27-2 record and the semifinals of the OHSAA Division I playoffs ... finished as the school's all-time leading scorer with 2,383 points ... posted a school-record 52 points against Washington Court House (2/11/16) ... named a finalist for the Ohio Mr. Basketball Award and a McDonald's All-American nominee ... scored a team-high 15 points and was named most valuable player of the 2016 Ohio-Kentucky All-Star game ... averaged 24.5 points, 7.5 rebounds and 3.3 assists as a junior ... averaged 17.8 points, 5.4 rebounds, 2.0 assists and 1.8 steals during AAU action with King James (Ohio) during the 2015 summer, later earning Third Team All-Peach Jam honors during Nike EYBL action ... earned First Team Associate Press Division I All-Ohio honors as a junior and senior ... ranked at No. 55 on ESPN's Top 100 prospects list ... tabbed as a four-star prospect by Rivals.com, Scout.com and 247 Sports.

Personal: Born Sept. 22, 1997 in Wilmington, Ohio ... son of Cheryl and Scott Cumberland ... has two sisters, Ebony and Chasity ... right-handed ... first name is pronounced "JAIR-in."

CAREER STATISTICS

Season	gp-gs	min/avg	Total		3-Point		F-Throws		Rebounds				Scoring					
			fg-fga	pct	fg-fga	pct	ft-fa	pct	off	def	tot	avg	pf	fo	ast	to	blk	stl
2016-17	35-0	669/19.1	99-201	.493	38-107	.355	56-87	.644	36	48	84	2.4	63	0	52	35	9	34
2017-18	36-36	1041/28.9	138-337	.409	60-177	.339	78-115	.678	45	98	143	4.0	76	1	103	64	13	37
2018-19	35-35	1136/32.5	207-512	.404	80-206	.388	163-211	.773	40	115	155	4.4	80	1	127	96	14	40
TOTAL	106-71	2846/26.8	444-1050	.423	178-490	.363	297-413	.719	121	261	382	3.6	219	2	282	195	36	111



#34 JARRON CUMBERLAND

GUARD • 6-5 • 205 • JUNIOR • 2L • WILMINGTON, OHIO (WILMINGTON HIGH SCHOOL)

GAME-BY-GAME STATISTICS

2018-19 (JUNIOR SEASON)

Opponent	Date	gs	min	Total		3-Pointers		Free throws		Rebounds			pf	a	t/o	blk	stl	pts	avg		
				fg-fga	pct	3fg-fga	pct	ft-fa	pct	off	def	tot								avg	
OHIO ST.	11/07/18	*	23	7-17	.412	3-7	.429	5-7	.714	0	2	2	2.0	2	4	0	1	22	22.0		
N.C. CENTRAL	11/13/18	*	24	4-9	.444	2-5	.400	0-1	.000	0	2	2	2.0	1	3	1	2	10	16.0		
MILWAUKEE	11/16/18	*	26	5-13	.385	2-6	.333	2-2	1.000	1	4	5	3.0	3	1	3	0	14	15.3		
WESTERN MICH.	11/19/18	*	32	11-19	.579	4-7	.571	1-1	1.000	0	0	0	2.3	2	6	2	0	27	18.3		
vs George Mason	11/23/18	*	31	2-11	.182	1-2	.500	6-8	.750	0	6	6	3.0	1	1	3	2	3	11	16.8	
vs Ole Miss	11/24/18	*	33	5-17	.294	2-8	.250	13-14	.929	1	2	3	3.0	1	2	0	2	25	18.2		
ARK-PINE BLUFF	11/27/18	*	14	4-6	.667	2-3	.667	0-0	.000	0	2	2	2.9	0	6	2	0	1	10	17.0	
at UNLV	12/01/18	*	25	1-5	.200	1-2	.500	0-0	.000	0	2	2	2.8	5	2	1	0	2	3	15.3	
NORTHERN KY.	12/04/18	*	30	4-9	.444	2-4	.500	2-4	.500	0	1	1	2.6	1	5	3	0	0	12	14.9	
XAVIER	12/08/18	*	36	7-15	.467	3-6	.500	2-3	.667	2	2	4	2.7	3	4	1	1	2	19	15.3	
at Mississippi State	12/15/18	*	37	7-16	.438	2-5	.400	5-5	1.000	2	2	4	2.8	2	0	5	0	2	21	15.8	
UCLA	12/19/18	*	27	9-17	.529	4-5	.800	3-4	.750	3	2	5	3.0	3	2	2	0	2	25	16.6	
SOUTH CAROLINA ST.	12/22/18	*	25	4-8	.500	4-8	.500	0-0	.000	0	2	2	2.9	2	4	3	1	3	12	16.2	
TULANE	01/02/19	*	31	6-10	.600	3-5	.600	7-8	.875	1	6	7	3.2	2	5	0	1	0	22	16.6	
at ECU	01/05/19	*	33	7-15	.467	2-6	.333	2-3	.667	3	2	5	3.3	3	4	3	0	0	18	16.7	
at Tulsa	01/10/19	*	35	5-16	.313	2-8	.250	2-3	.667	0	2	2	3.3	4	4	4	0	0	14	16.6	
UCONN	01/12/19	*	42	5-14	.357	1-4	.250	11-12	.917	1	5	6	3.4	2	7	2	0	2	22	16.9	
SOUTH FLA.	01/15/19	*	39	9-20	.450	2-7	.286	14-16	.875	0	2	2	3.3	2	3	4	0	4	34	17.8	
at Wichita St.	01/19/19	*	38	5-17	.294	2-5	.400	6-10	.600	1	6	7	3.5	2	2	3	0	1	18	17.8	
TULSA	01/24/19	*	33	8-14	.571	5-10	.500	2-5	.400	2	2	4	3.6	2	5	2	0	0	23	18.1	
at Temple	01/27/19	*	38	6-17	.353	1-7	.143	12-17	.706	2	6	8	3.8	3	3	2	0	1	25	18.4	
SMU	02/02/19	*	34	9-18	.500	5-10	.500	1-2	.500	2	7	9	4.0	2	5	5	0	0	24	18.7	
at Memphis	02/07/19	*	35	4-11	.364	2-6	.333	7-10	.700	2	4	6	4.1	2	6	3	1	1	17	18.6	
at Houston	02/10/19	*	29	9-25	.360	4-8	.500	5-6	.833	1	3	4	4.1	3	0	2	0	2	27	19.0	
WICHITA ST.	02/17/19	*	37	8-20	.400	6-10	.600	5-5	1.000	1	5	6	4.2	2	5	3	0	1	27	19.3	
UCF	02/21/19	*	38	3-13	.231	1-1	1.000	4-4	1.000	3	4	7	4.3	2	6	4	2	1	11	19.0	
at UConn	02/24/19	*	35	3-9	.333	0-4	.000	2-2	1.000	2	3	5	4.3	2	6	4	0	2	8	18.6	
at SMU	02/27/19	*	35	4-13	.308	0-4	.000	4-5	.800	2	5	7	4.4	4	4	2	0	0	12	18.3	
MEMPHIS	03/02/19	*	34	6-12	.500	1-5	.200	13-16	.813	1	5	6	4.4	3	3	3	1	1	26	18.6	
at UCF	03/07/19	*	36	5-18	.278	0-3	.000	0-1	.000	0	4	4	4.4	2	5	5	0	0	10	18.3	
HOUSTON	03/10/19	*	29	4-11	.364	3-7	.429	9-12	.750	0	3	3	4.4	3	1	3	1	0	20	18.4	
vs SMU	03/15/19	*	40	10-20	.500	3-8	.375	3-4	.750	1	3	4	4.4	1	8	2	1	1	26	18.6	
vs Wichita St.	03/16/19	*	28	3-16	.188	1-4	.250	4-6	.667	4	2	6	4.4	4	4	5	0	1	11	18.4	
vs Houston	03/17/19	*	35	11-24	.458	1-7	.143	10-13	.769	2	6	8	4.5	3	1	2	0	1	33	18.8	
vs Iowa	03/22/19	*	39	7-17	.412	3-9	.333	1-2	.500	0	1	1	4.4	1	4	2	0	1	18	18.8	
Totals			35	1136	207-512	.404	80-206	.388	163-211	.773	40	115	155	4.4	80	127	96	14	40	657	18.8

2016-17 (FRESHMAN SEASON)

Opponent	Date	gs	min	Total		3-Pointers		Free throws		Rebounds			pf	a	t/o	blk	stl	pts	avg	
				fg-fga	pct	ft-fa	pct	off	def	tot	avg									
BROWN	11/11/16	13	1-3	333	0-2	.000	1-3	.333	0	0	0	0.0	1	2	0	1	2	3	3.0	
ALBANY	11/14/16	19	4-6	.667	2-4	.500	1-1	1.000	1	1	2	1.0	1	1	0	0	0	11	7.0	
vs Rhode Island	11/19/16	15	0-1	.000	0-1	.000	0-1	.000	2	0	2	1.3	3	1	0	0	0	0	4.7	
vs Penn State	11/20/16	12	1-3	.333	0-2	.000	0-1	.000	0	1	1	1.3	0	3	0	0	1	2	4.0	
SAMFORD	11/23/16	8	0-1	.000	0-1	.000	0-0	.000	1	1	2	1.4	0	1	0	0	0	0	3.2	
LIPSCOMB	11/26/16	22	4-6	.667	1-3	.333	8-10	.800	0	1	1	1.3	1	1	2	1	3	17	5.5	
at Iowa State	12-01-16	7	0-2	.000	0-1	.000	0-0	.000	0	0	0	1.1	1	0	0	0	0	0	4.7	
BOWLING GREEN	12/04/16	18	1-7	.143	0-2	.000	0-0	.000	3	3	6	1.8	2	3	1	1	1	2	4.4	
at Butler	12/10/16	9	1-3	.333	0-1	.000	2-2	1.000	1	0	1	1.7	3	1	1	1	0	1	4	4.3
TEXAS SOUTHERN	12/13/16	24	7-9	.778	4-4	1.000	0-0	.000	3	3	6	2.1	1	1	0	1	1	18	5.7	
FAIRLEIGH DICKINSON	12/17/16	20	4-8	.500	3-6	.500	0-0	.000	1	3	4	2.3	3	5	0	0	1	11	6.2	
MARSHALL	12/22/16	7	0-2	.000	0-2	.000	2-2	1.000	0	0	0	2.1	1	0	1	0	0	2	5.8	
at Temple	12/28/16	19	2-6	.333	2-3	.667	4-6	.667	1	3	4	2.5	2	2	3	0	0	6	5.8	
TULANE	01/01/17	26	6-8	.750	3-3	1.000	4-6	.667	1	3	4	2.4	4	1	3	1	2	19	6.8	
at Houston	1/7/17	16	1-3	.333	0-2	.000	0-0	.000	0	2	2	2.4	2	1	2	0	0	2	6.5	
SMU	01/12/17	11	1-3	.333	1-3	.333	3-4	.750	0	2	2	2.4	1	1	1	0	0	6	6.4	
at East Carolina	01/15/17	21	1-7	.143	0-4	.000	2-3	.667	2	2	4	2.5	2	1	0	0	1	4	6.3	
TEMPLE	01/18/17	23	1-4	.250	1-2	.500	2-2	1.000	0	2	2	2.4	3	1	0	0	1	5	6.2	
at Tulane	01/21/17	16	2-2	1.000	0-0	.000	0-0	.000	1	1	2	2.4	1	2	3	0	0	4	6.1	
XAVIER	01/26/17	21	5-9	.556	2-5	.400	3-8	.375	1	3	4	2.5	3	1	1	0	0	15	6.6	
USF	01/29/17	20	8-11	.727	6-9	.667	4-7	.571	0	3	3	2.5	0	3	0	1	4	26	7.5	
at Tulsa	02/01/17	20	1-3	.333	0-2	.000	2-5	.400	0	0	0	2.4	4	1	1	0	2	4	7.3	
UCONN	02/04/17	21	5-9	.556	3-7	.429	2-2	1.000	0	2	2	2.3	2	1	1	0	4	15	7.7	
UCF	02/08/17	19	1-4	.250	0-2	.000	1-1	1.000	0	0	0	2.3	0	4	0	0	1	3	7.5	
at SMU	02/12/17	7	1-2	.500	1-2	.500	0-0	.000	1	0	1	2.2	2	0	0	0	1	0	3	7.3
at USF	02/15/17	31	3-6	.500	1-3	.333	0-1	.000	2	2	4	2.3	2	2	1	0	1	7	7.3	
MEMPHIS	02/23/17	22	3-7	.429	1-4	.250	2-2	1.000	1	1	2	2.3	1	4	1	1	0	9	7.3	
at UCF	2/26/17	28	3-8	.375	0-4	.000	5-8	.625	3	0	3	2.3	1	5	2	0	0	11	7.5	
HOUSTON	03/02/17	21	4-7	.571	2-5	.400	0-0	.000	1	2	3	2.3	4	0	4	0	1	10	7.6	
at UConn	3/5/17	25	6-9	.667	0-2	.000	3-3	1.000	2	1	3	2.3	1	1	1	1	0	15	7.8	
vs Tulsa	3/10/17	27	4-6	.667	1-2	.500	0-2	.000	1	2	3	2.4	2	0	3	0	0	9	7.8	
at UConn	3/11/17	27	3-5	.600	1-3	.333	4-6	.667	1	1	2	2.3	2	1	1	0	2	11	7.9	
vs SMU	3/12/17	31	4-13	.308	1-5	.200	5-6	.833	3	1	4	2.4	1	0	1	0	5	14	8.1	
vs Kansas State	03/17/17	23	4-5	.800	1-1	1.000	0-0	.000	1	2	3	2.4	3	0	0	0	0	9	8.1	
vs UCLA	03/19/17	20	7-13	.538	1-4	.250	0-0	.000	1	1	2	2.4	3	1	1	0	0	15	8.3	
Totals		0	669	99-201	.493	38-107	.355	56-87	.644	36	48	84	2.4	63	52	35	9	34	292	8.3

2018-19 BOX SCORES

GAME 1 • NOV. 7, 2018 OHIO STATE (64) AT RV/RV CINCINNATI (56) FIFTH THIRD ARENA (CINCINNATI, OHIO)

Ohio St. 64 • 1-0

#	Player	Total		3-Ptr		Rebounds			PF	TP	A	TO	Blk	Stl	Min
		FG-FGA	FG-FGA	FT-FTA	Off Def Tot										
24	Andre Wesson	f	2-3	2-2	0-0	0	2	2	4	6	0	2	0	0	17
25	Kyle Young	f	2-2	0-0	6-7	3	5	8	0	10	0	1	0	0	35
34	Kaleb Wesson	f	5-9	1-3	4-6	2	5	7	3	15	0	4	2	1	27
01	Luther Muhammad	g	4-10	2-3	1-2	0	2	2	4	11	1	2	1	0	29
03	C.J. Jackson	g	3-10	2-7	5-6	0	0	0	1	13	1	2	0	0	33
02	Musa Jallow		1-3	0-0	0-0	1	1	2	3	2	0	0	2	0	11
04	Duane Washington Jr.		1-3	1-2	0-0	0	4	4	3	3	0	0	0	0	20
32	Keyshawn Woods		2-7	0-3	0-1	0	2	2	4	4	5	2	0	1	27
Team						2	4	6							
Totals			20-47	8-20	16-22	8	25	33	22	64	7	13	5	2	199

FG % 1st Half: 9-27 33.3% 2nd half: 11-20 55.0% Game: 20-47 42.6% Deadball Rebounds 3.1
3FG % 1st Half: 3-11 27.3% 2nd half: 5-9 55.6% Game: 8-20 40.0%
FT % 1st Half: 6-6 100.0 2nd half: 10-16 62.5% Game: 16-22 72.7%

Cincinnati 56 • 0-1

#	Player	Total		3-Ptr		Rebounds			PF	TP	A	TO	Blk	Stl	Min
		FG-FGA	FG-FGA	FT-FTA	Off Def Tot										
13	SCOTT, Tre	f	2-5	1-3	3-4	2	4	6	2	8	2	2	2	0	29
33	BROOKS, Nysier	c	3-6	0-0	1-2	4	2	6	5	7	0	1	2	0	24
03	JENIFER, Justin	g	2-8	1-4	0-0	0	2	2	2	5	5	1	0	1	27
15	BROOME, Cane	g	1-10	1-4	2-2	2	0	2	1	5	2	0	0	0	28
34	CUMBERLAND, Jarron	g	7-17	3-7	5-7	0	2	2	2	22	2	4	0	1	23
00	JOHNSON, Logan		0-2	0-1	2-2	0	0	0	2	2	0	0	2	0	10
02	WILLIAMS, Keith		1-6	0-2	2-2	1	2	3	1	4	0	1	1	1	13
05	MOORE, Trevor		1-5	0-3	0-0	0	2	2	1	2	0	0	0	1	18
10	FREDERICKS, Rashawn		0-2	0-2	1-2	1	1	2	1	1	0	0	0	0	14
22	NSOSEME, Eliel		0-1	0-0	0-0	2	4	6	2	0	1	1	0	0	14
Team						7	1	8							
Totals			17-62	6-26	16-21	19	20	39	19	56	12	10	7	4	200

FG % 1st Half: 4-29 13.8% 2nd half: 13-33 39.4% Game: 17-62 27.4% Deadball Rebounds 5.2
3FG % 1st Half: 2-12 16.7% 2nd half: 4-14 28.6% Game: 6-26 23.1%
FT % 1st Half: 8-10 80.0% 2nd half: 8-11 72.7% Game: 16-21 76.2%

Officials: Terry Oglesby, Keith Kimble, Bill Ek
Technical fouls: Ohio St.-Luther Muhammad; TEAM. Cincinnati-None.
Attendance: 12012

Score by periods	1st	2nd	Total	Points		In	Off	2nd	Fast	Bench
Ohio St.	27	37	64	OSU	CIN	18	8	14	5	9
Cincinnati	18	38	56			12	9	8	8	9

Last FG - OSU 2nd-00:29, CIN 2nd-01:00.
Largest lead - OSU by 16 2nd-15:26, CIN by 3 1st-18:59.

Score tied - 0 times.
Lead changed - 1 time.

GAME 3 • NOV. 16, 2018 MILWAUKEE (63) AT --/RV CINCINNATI (74) FIFTH THIRD ARENA (CINCINNATI, OHIO)

Milwaukee 63 • 0-4

#	Player	Total		3-Ptr		Rebounds			PF	TP	A	TO	Blk	Stl	Min
		FG-FGA	FG-FGA	FT-FTA	Off Def Tot										
12	Amir Allen	f	3-4	0-0	0-2	1	3	4	1	6	1	0	0	0	18
02	Bobby Arthur-William	g	0-5	0-1	2-2	1	1	2	2	2	1	0	0	0	24
05	Carson Warren-Newso	g	6-10	4-4	2-3	1	5	6	4	18	7	4	0	0	33
13	Jake Wright	g	1-6	1-6	0-0	0	2	2	2	3	0	0	0	0	26
20	Darius Roy	g	6-13	1-4	0-0	0	4	4	3	13	1	4	0	2	39
00	Bryce Barnes		1-1	0-0	0-0	0	1	1	0	2	0	1	0	0	5
01	DeAndre Abram		4-11	2-6	0-0	2	1	3	2	10	0	2	0	0	29
04	Will Sessoms		1-1	0-0	0-0	0	0	0	3	2	0	0	0	0	5
11	Vance Johnson		3-4	1-1	0-0	0	1	1	2	7	1	0	0	0	19
25	Jamar Madge		0-0	0-0	0-0	0	0	0	0	0	0	0	0	0	0+
34	Tyler Behrendt		0-1	0-1	0-0	0	0	0	0	0	0	0	0	0	0+
54	Elijah Goodman		0-0	0-0	0-0	0	0	0	0	0	0	0	0	0	0+
Team						2	0	2							
Totals			25-56	9-23	4-7	7	18	25	19	63	11	11	0	2	198

FG % 1st Half: 14-27 51.9% 2nd half: 11-29 37.9% Game: 25-56 44.6% Deadball Rebounds 1
3FG % 1st Half: 5-10 50.0% 2nd half: 4-13 30.8% Game: 9-23 39.1%
FT % 1st Half: 0-0 0.0% 2nd half: 4-7 57.1% Game: 4-7 57.1%

Cincinnati 74 • 2-1

#	Player	Total		3-Ptr		Rebounds			PF	TP	A	TO	Blk	Stl	Min
		FG-FGA	FG-FGA	FT-FTA	Off Def Tot										
13	SCOTT, Tre	f	6-13	1-3	2-4	2	8	10	1	15	2	1	0	2	38
33	BROOKS, Nysier	c	5-5	0-0	2-5	4	6	10	0	12	0	1	2	0	29
02	WILLIAMS, Keith	g	3-7	0-2	6-8	1	1	2	1	12	1	2	0	1	23
15	BROOME, Cane	g	8-12	1-4	0-0	0	1	1	0	17	4	1	0	3	36
34	CUMBERLAND, Jarron	g	5-13	2-6	2-2	1	4	5	3	14	1	3	0	0	26
00	JOHNSON, Logan		2-2	0-0	0-0	1	1	2	1	4	6	0	0	1	21
05	MOORE, Trevor		0-1	0-1	0-0	0	0	0	0	0	1	0	0	0	10
10	FREDERICKS, Rashawn		0-4	0-3	0-0	1	1	2	0	0	1	0	1	0	8
22	NSOSEME, Eliel		0-1	0-0	0-1	2	2	4	1	0	0	0	0	0	9
Team						0	1	1							
Totals			29-58	4-19	12-20	12	25	37	7	74	16	8	3	7	200

FG % 1st Half: 14-30 46.7% 2nd half: 15-28 53.6% Game: 29-58 50.0% Deadball Rebounds 7.1
3FG % 1st Half: 2-10 20.0% 2nd half: 2-9 22.2% Game: 4-19 21.1%
FT % 1st Half: 3-10 30.0% 2nd half: 9-10 90.0% Game: 12-20 60.0%

Officials: Bill Jacobson, Todd Austin, Doug Simmons
Technical fouls: Milwaukee-None. Cincinnati-None.
Attendance: 10163

Score by periods	1st	2nd	Total	Points		In	Off	2nd	Fast	Bench
Milwaukee	33	30	63	MKE	CIN	24	10	7	10	21
Cincinnati	33	41	74			32	13	17	19	4

Last FG - MKE 2nd-00:48, CIN 2nd-02:16.
Largest lead - MKE by 9 1st-14:44, CIN by 11 2nd-03:53.

Score tied - 5 times.
Lead changed - 5 times.

GAME 2 • NOV. 13, 2018 NORTH CAROLINA CENTRAL (51) AT --/RV CINCINNATI (73) FIFTH THIRD ARENA (CINCINNATI, OHIO)

N.C. Central 51 • 0-2

#	Player	Total		3-Ptr		Rebounds			PF	TP	A	TO	Blk	Stl	Min
		FG-FGA	FG-FGA	FT-FTA	Off Def Tot										
01	Zacary Douglas	f	3-4	0-0	1-2	1	5	6	3	7	1	2	0	1	38
32	Raasean Davis	c	3-8	0-0	2-4	6	6	12	5	8	0	4	0	0	35
00	Larry McKnight Jr.	g	1-6	1-3	0-0	1	1	2	0	3	0	0	0	1	18
04	Jordan Perkins	g	0-5	0-0	0-0	0	0	0	2	0	6	2	0	1	30
11	Randy Miller Jr.	g	7-13	5-8	2-2	0	0	0	4	21	1	2	0	0	30
03	Roderick Taylor		0-1	0-0	0-0	0	0	0	1	0	0	0	0	0	5
05	Reggie Gardner Jr.		3-7	2-4	0-0	0	2	2	2	8	4	2	1	0	20
10	Rashann London		0-2	0-1	4-4	0	0	0	1	4	0	2	0	0	18
20	Julian Walters		0-1	0-1	0-0	0	1	1	0	0	0	0	0	0	4
55	John Guerra		0-0	0-0	0-0	0	0	0	0	0	0	0	0	0	1
Team						2	1	3							
Totals			17-47	8-17	9-12	10	16	26	18	51	12	15	1	4	199

FG % 1st Half: 7-26 26.9% 2nd half: 10-21 47.6% Game: 17-47 36.2% Deadball Rebounds 2.1
3FG % 1st Half: 3-8 37.5% 2nd half: 5-9 55.6% Game: 8-17 47.1%
FT % 1st Half: 2-4 50.0% 2nd half: 7-8 87.5% Game: 9-12 75.0%

Cincinnati 73 • 1-1

#	Player		Total		3-Ptr		Rebounds			PF	TP	A	TO	Blk	Stl	Min
			FG-FA	FG-FGA	FT-FTA	Off	Def	Tot								
13	SCOTT, Tre	f	6-6	0-0	0-0	1	2	3	0	12	2	1	1	1	29	
33	BROOKS, Nysier	c	2-4	0-0	1-2	0	7	7	2	5	1	0	2	0	23	
02	WILLIAMS, Keith	g	7-12	1-2	0-1	3	1	4	2	15	3	1	3	2	26	
03	JENIFER, Justin	g	4-5	2-3	0-0	0	0	0	1	10	6	0	0	2	22	
34	CUMBERLAND, Jarron	g	4-9	2-5	0-1	0	2	2	1	10	3	3	1	2	24	
00	JOHNSON, Logan		3-6	0-1	2-2	2	2	4	0	8	2	2	0	0	18	
05	MOORE, Trevor		1-3	0-1	1-1	0	0	0	2	3	1	0	0	0	16	
10	FREDERICKS, Rashawn		1-1	0-0	1-2	0	0	0	1	3	1	1	0	0	11	
15	BROOME, Cane		0-3	0-2	0-0	0	0	0	2	0	0	2	0	0	14	
20	DIARRA, Mamoudou		1-1	0-0	0-0	0	2	2	1	2	0	0	0	0	4	
22	NSOSEME, Eliel		2-3	0-0	1-3	0	4	4	1	5	0	1	1	1	13	
Team						4	1	5								
			31.53	5.14	6.13	14	13	27	12	72	10	12	8	9	200	

2018-19 BOX SCORES

GAME 5 • NOV. 23, 2018 • EMERALD COAST CLASSIC SEMIFINALS GEORGE MASON (55) VS CINCINNATI (71) THE ARENA (NICEVILLE, FLA.)

George Mason 55 • 2-4

#	Player	Total		3-Ptr		Rebounds			PF	TP	A	TO	Blk	Stl	Min
		FG-FGA	FG-FGA	FT-FTA	Off Def Tot	PF	TP	A TO Blk Stl							
00	Mar,G.	* 1-2	1-2	0-0	0 0 1	3	3	0 3 0 0	0	0	0	0	0	0	15
02	Livingston,O.	* 4-9	1-4	0-1	0 0 0	4	9	5 3 0 0	4	29					
05	Grayer,J.	* 3-8	2-6	0-0	2 0 2	1	8	1 1 1 0	0	27					
23	Greene,J.	* 4-8	1-5	2-2	0 1 1	5	11	1 1 0 1	0	19					
31	Reuter,J.	* 2-8	0-1	2-6	0 0 0	0	6	0 1 1 0	0	22					
01	Kier,J.	3-6	0-1	0-2	0 3 3	3	6	4 4 0 3	3	34					
10	Hartwell,J.	1-2	1-1	0-0	0 1 1	0	3	0 0 0 0	0	11					
12	Wilson,A.	1-3	0-1	0-0	1 3 4	1	2	0 0 1 0	0	13					
32	Boyd,I.	2-3	1-2	0-0	0 1 1	1	5	0 0 0 0	0	23					
33	Calixte,G.	1-1	0-0	0-0	0 2 2	1	2	1 0 0 0	0	7					
Team					3 2 5										
Totals		22-50	7-23	4-11	6 14 20	19	55	12 16 3 8		200					

FG % 1st Half: 9-22 40.9% 2nd half: 13-28 46.4% Game: 22-50 44.0% Deadball Rebounds 5,1
3FG % 1st Half: 4-11 36.4% 2nd half: 3-12 25.0% Game: 7-23 30.4%
FT % 1st Half: 1-4 25.0% 2nd half: 3-7 42.9% Game: 4-11 36.4%

Cincinnati 71 • 4-1

#	Player	Total		3-Ptr		Rebounds			PF	TP	A	TO	Blk	Stl	Min
		FG-FGA	FG-FGA	FT-FTA	Off Def Tot	PF	TP	A TO Blk Stl							
02	WILLIAMS, Keith	* 3-5	0-1	0-0	1 2 3	3	6	0 1 0 2	17						
03	JENIFER, Justin	* 2-6	0-0	0-0	0 1 1	1	4	3 0 0 0	0	25					
13	SCOTT, Tre	* 7-9	0-0	0-1	2 6 8	2	14	1 1 1 0	0	37					
33	BROOKS, Nysier	* 1-3	0-0	1-2	2 1 3	4	3	0 1 0 1	0	20					
34	CUMBERLAND, Jarron	* 2-11	1-2	6-8	0 6 6	1	11	1 3 2 3	31						
00	JOHNSON, Logan	0-0	0-0	0-0	0 1 1	0	0	0 1 0 0	0	5					
05	MOORE, Trevor	0-0	0-0	0-0	0 1 1	0	0	0 3 0 2	5						
10	FREDERICKS, Rashawn	5-6	1-2	0-0	0 0 0	1	11	0 0 0 0	0	11					
15	BROOME, Cane	7-13	0-2	7-8	0 1 1	0	21	2 2 0 0	0	32					
22	NSOSEME, Eliel	0-0	0-0	1-2	0 4 4	2	1	0 1 0 1	0	15					
32	KOZ, John	0-0	0-0	0-0	0 0 0	0	0	0 0 0 0	0	2					
Team					5 0 5										
Totals		27-53	2-7	15-21	10 23 33	14	71	7 13 3 9		200					

FG % 1st Half: 12-27 44.4% 2nd half: 15-26 57.7% Game: 27-53 50.9% Deadball Rebounds 7,1
3FG % 1st Half: 1-4 25.0% 2nd half: 1-3 33.3% Game: 2-7 28.6%
FT % 1st Half: 7-10 70.0% 2nd half: 8-11 72.7% Game: 15-21 71.4%

Officials: John Higgins, Jeff Anderson, John Gaffney
Technical fouls: George Mason-None. Cincinnati-None.
Attendance: 1250

Score by periods	1st	2nd	Total
George Mason	23	32	55
Cincinnati	32	39	71

Points	In Paint	Off T/O	2nd Chance	Fast Break	Bench
MASON	28	15	5	0	18
CIN	30	15	9	0	33

Last FG - MASON 2nd-00:40, CIN 2nd-00:03.
Largest lead - MASON None, CIN by 21 2nd-10:51.

Score tied - 0 times.
Lead changed - 0 times.

GAME 6 • NOV. 24, 2018 • EMERALD COAST CLASSIC CHAMPIONSHIP CINCINNATI (71) VS. OLE MISS (57) THE ARENA (NICEVILLE, FLA.)

Cincinnati 71 • 5-1

#	Player	Total		3-Ptr		Rebounds			PF	TP	A	TO	Blk	Stl	Min
		FG-FGA	FG-FGA	FT-FTA	Off Def Tot	PF	TP	A TO Blk Stl							
02	WILLIAMS, Keith	* 2-6	2-2	3-6	2 3 5	4	9	0 0 0 0	0	24					
03	JENIFER, Justin	* 3-6	1-2	0-0	0 1 1	1	7	0 1 0 0	0	27					
13	SCOTT, Tre	* 3-6	0-0	3-6	2 7 9	3	9	0 1 0 1	0	33					
33	BROOKS, Nysier	* 1-1	0-0	2-2	1 3 4	3	4	1 0 1 1	0	22					
34	CUMBERLAND, Jarron	* 5-17	2-8	13-14	1 2 3	1	25	2 0 2 0	0	33					
00	JOHNSON, Logan	1-3	0-0	1-2	1 1 2	1	3	1 1 1 0	0	12					
05	MOORE, Trevor	0-0	0-0	0-0	0 0 0	0	0	0 0 0 0	0	0					
10	FREDERICKS, Rashawn	1-1	0-0	1-2	0 2 2	1	3	1 2 0 0	0	15					
15	BROOME, Cane	3-7	1-2	2-3	0 1 1	0	9	4 1 0 2	0	24					
20	DIARRA, Mamoudou	0-0	0-0	0-0	0 1 1	0	0	0 0 0 0	0	2					
22	NSOSEME, Eliel	1-3	0-0	0-0	1 1 2	3	2	0 1 0 0	0	8					
31	MARTIN, Sam	0-0	0-0	0-0	0 0 0	0	0	0 0 0 0	0	0					
Team					3 0 3		1								
Totals		20-50	6-14	25-35	11 22 33	18	71	9 7 6 4		200					

FG % 1st Half: 9-22 40.9% 2nd half: 11-28 39.3% Game: 20-50 40.0% Deadball Rebounds 10,3
3FG % 1st Half: 3-7 42.9% 2nd half: 3-7 42.9% Game: 6-14 42.9%
FT % 1st Half: 16-21 76.2% 2nd half: 9-14 64.3% Game: 25-35 71.4%

Ole Miss 57 • 3-2

#	Player	Total		3-Ptr		Rebounds			PF	TP	A	TO	Blk	Stl	Min
		FG-FGA	FG-FGA	FT-FTA	Off Def Tot	PF	TP	A TO Blk Stl							
02	Shuler,D.	* 9-14	2-5	4-4	1 5 6	0	24	0 1 1 1	0	33					
03	Davis,T.	* 0-6	0-5	0-0	1 3 4	3	0	2 3 1 1	0	31					
04	Tyree,B.	* 4-11	0-5	6-6	0 1 1	2	14	1 2 1 0	0	32					
12	Stevens,B.	* 3-6	0-1	2-2	1 2 3	5	8	0 1 0 1	0	24					
14	Buffen,K.	* 0-1	0-0	2-3	0 6 6	4	2	0 2 1 0	0	28					
00	Hinson,B.	1-5	1-5	0-0	0 1 1	4	3	0 1 1 0	0	14					
01	Naylor,Z.	0-0	0-0	0-0	0 0 0	1	0	0 0 0 0	0	5					
05	Halums,B.	0-3	0-0	0-0	1 0 1	2	0	0 0 0 0	0	7					
13	Olejniczak,D.	2-4	0-0	2-2	2 0 2	4	6	0 0 1 1	0	14					
15	Rodriguez,L.	0-0	0-0	0-0	0 0 0	0	0	0 1 0 0	0	6					
20	Davis,D.	0-1	0-0	0-0	0 0 0	1	0	0 0 0 0	0	6					
Team					2 1 3										
Totals		19-51	3-21	16-17	8 19 27	26	57	3 11 6 3		200					

FG % 1st Half: 11-28 39.3% 2nd half: 8-23 34.8% Game: 19-51 37.3% Deadball Rebounds 0
3FG % 1st Half: 3-10 30.0% 2nd half: 0-11 0.0% Game: 3-21 14.3%
FT % 1st Half: 8-9 88.9% 2nd half: 8-8 100.0% Game: 16-17 94.1%

Officials: John Higgins, Mike Eades, Pat Adams
Technical fouls: Cincinnati-TEAM. Ole Miss-Davis,T..
Attendance: 1250
Outstanding Performer - Jarron Cumberland (CIN)

Score by periods	1st	2nd	Total
Cincinnati	37	34	71
Ole Miss	33	24	57

Last FG - CIN 2nd-05:08, MISS 2nd-05:29.
Largest lead - CIN by 18 2nd-02:27, MISS by 3 1st-19:18.

Score tied - 3 times.
Lead changed - 1 time.

GAME 7 • NOV. 27, 2018 ARKANSAS-PINE BLUFF (49) AT CINCINNATI (105) FIFTH THIRD ARENA (CINCINNATI, OHIO)

Ark.-Pine Bluff 49 • 2-5

#	Player	Total		3-Ptr		Rebounds			PF	TP	A	TO	Blk	Stl	Min
		FG-FGA	FG-FGA	FT-FTA	Off Def Tot	PF	TP	A TO Blk Stl							
12	Terrance Banyard	f 2-5	0-1	4-4	2 1 3	2	8	1 1 0 1	0	23					
21	Shaun Doss	f 2-9	0-3	2-4	2 3 5	2	6	0 7 0 0	0	2					
13	Trevor Banks	c 2-5	0-0	4-5	3 0 3	3	8	1 0 0 0	0	1					
01	Charles Jackson	g 2-6	2-6	0-0	0 2 2	1	6	1 4 0 1	0	18					
23	Martaveous Mcknight	g 2-11	0-5	3-4	0 4 4	0	7	1 4 0 1	0	28					
00	Dwayne Whitfield	0-1	0-0	0-0	0 0 0	0	0	0 0 0 0	0	4					
04	Jordan Mcnair	0-0	0-0	0-0	0 0 0	0	0	0 0 0 0	0	2					
05	Anthony Davis Jr	0-2	0-1	0-0	0 1 1	1	0	0 2 0 0	0	13					
10	Quamauri Hardy	0-0	0-0	0-0	1 1 2	1	0	3 1 0 0	0	6					
14	Marcus Wallace	2-3	0-1	0-0	0 0 0	2	4	1 1 0 0	0	9					
25	Christian Robertson	0-2	0-0	0-0	0 0 0	2	0	0 3 0 0	0	10					
30	Cameron Posey	3-4	2-3	0-0	0 2 2	1	8	2 6 0 0	0	21					
34	Chris Smith	1-1	0-0	0-0	1 2 3	4	2	0 0 0 0	0	11					
40	J'Breun Sprinkle	0-1	0-1	0-0	0 0 0	0	0	1 0 0 1	0	2					
Team					4 0 4		2								
Totals		16-50	4-21	13-17	13 16 29	19	49	11 31 0 7		200					

FG % 1st Half: 6-20 30.0% 2nd half: 10-30 33.3% Game: 16-50 32.0% Deadball Rebounds 2,1
3FG % 1st Half: 1-10 10.0% 2nd half: 3-11 27.3% Game: 4-21 19.0%
FT % 1st Half: 9-11 81.8% 2nd half: 4-6 66.7% Game: 13-17 76.5%

Cincinnati 105 • 6-1

#	Player	Total		3-Ptr		Rebounds			PF	TP	A	TO	Blk
---	--------	-------	--	-------	--	----------	--	--	----	----	---	----	-----

2018-19 BOX SCORES

GAME 9 • DEC. 4, 2018 NKU (65) AT --/RV CINCINNATI (78) FIFTH THIRD ARENA (CINCINNATI, OHIO)

Northern Ky. 65 • 8-2

#	Player		Total		3-Ptr		Rebounds			PF	TP	A	TO	Blk	Stl	Min
			FG-FGA	FG-FGA	FT-FTA	Off	Def	Tot								
32	Dantez Walton	f	2-11	2-7	2-2	3	2	5	5	8	2	2	0	1	22	
34	Drew McDonald	f	3-15	2-4	0-0	1	7	8	3	8	2	4	0	0	36	
05	Zaynah Robinson	g	3-5	2-3	0-0	1	1	2	2	8	2	0	0	1	28	
12	Trevon Faulkner	g	3-3	0-0	1-1	2	0	2	3	7	0	0	1	0	16	
15	Tyler Sharpe	g	6-9	4-7	0-0	2	2	4	1	16	1	2	0	0	30	
00	Silas Adheke		0-0	0-0	0-0	0	0	0	3	0	0	0	0	1	6	
02	Paul Djoko		0-0	0-0	0-0	0	0	0	0	0	0	2	2	0	12	
11	Jalen Tate		5-13	1-4	2-6	2	1	3	3	13	3	2	0	2	29	
33	Chris Vogt		2-4	0-0	1-6	1	1	2	2	5	1	1	0	0	21	
Team						4	1	5								
Totals				24-60	11-25	6-15	16	15	31	22	65	11	13	3	5	200
FG % 1st Half: 11-30 36.7%			2nd half: 13-30 43.3%			Game: 24-60 40.0%						Deadball Rebounds 5,1				
3FG % 1st Half: 4-12 33.3%			2nd half: 7-13 53.8%			Game: 11-25 44.0%										
FT % 1st Half: 2-5 40.0%			2nd half: 4-10 40.0%			Game: 6-15 40.0%										

Cincinnati 78 • 8-1

#	Player		Total		3-Ptr		Rebounds			PF	TP	A	TO	Blk	Stl	Min
			FG-FGA	FG-FGA	FT-FTA	Off	Def	Tot								
13	SCOTT, Tre	f	5-8	0-0	12-13	3	7	10	0	22	3	1	1	0	0	28
33	BROOKS, Nysier	c	4-5	0-0	2-2	1	1	2	3	10	0	1	3	0	0	18
02	WILLIAMS, Keith	g	3-9	0-3	4-8	2	2	4	3	10	0	2	1	1	1	23
03	JENIFER, Justin	g	3-3	2-2	2-2	0	3	3	0	10	3	0	0	0	0	20
34	CUMBERLAND, Jarron	g	4-9	2-4	2-4	0	1	1	1	12	5	3	0	0	0	30
00	JOHNSON, Logan		1-3	0-1	0-0	0	2	2	2	2	2	0	0	0	0	12
05	MOORE, Trevor		0-1	0-1	0-0	0	2	2	1	0	1	1	0	0	0	12
10	FREDERICKS, Rashawn		1-2	0-1	0-0	1	1	2	1	2	0	2	0	1	1	12
15	BROOME, Cane		1-8	0-1	2-2	2	1	3	1	4	1	0	0	2	2	22
22	NSOSEME, Eliel		2-4	0-0	2-2	4	4	8	0	6	0	0	0	0	1	22
31	MARTIN, Sam		0-0	0-0	0-0	0	0	0	0	0	0	0	0	0	0	1
Team						2	0	2								
Totals			24-52	4-13	26-33	15	24	39	12	78	15	11	5	6	200	
FG % 1st Half: 13-31 41.9%			2nd half: 11-21 52.4%			Game: 24-52 46.2%						Deadball Rebounds 4				
3FG % 1st Half: 3-8 37.5%			2nd half: 1-5 20.0%			Game: 4-13 30.8%										
FT % 1st Half: 16-18 88.9%			2nd half: 10-15 66.7%			Game: 26-33 78.8%										

Officials: Isaac Barnett, Marques Pettigrew, Joe Lindsay
Technical fouls: Northern Ky.-TEAM, Cincinnati-None.
Attendance: 11218

Score by periods	1st	2nd	Total
Northern Ky.	28	37	65
Cincinnati	45	33	78

Last FG - NKU 2nd-00:19, CIN 2nd-01:21.

Largest lead - NKU by 3 1st-18:43, CIN by 20 1st-02:54.

Score tied - 2 times.
Lead changed - 3 times.

GAME 10 • DEC. 8, 2018 • SKYLINE CHILI CROSSTOWN SHOOTOUT XAVIER (47) AT --/RV CINCINNATI (62) FIFTH THIRD ARENA (CINCINNATI, OHIO)

Xavier 47 • 6-4

#	Player		Total FG-FGA	3-Ptr FG-FGA	FT-FTA	Off	Def	Total	PF	TP	A	TO	Blk	Stl	Min
00	Tyrique Jones	f	1-3	0-0	0-0	3	4	7	1	2	0	0	0	0	26
13	Naji Marshall	f	2-13	1-8	3-4	1	6	7	1	8	1	2	1	0	38
01	Paul Scruggs	g	4-8	1-2	2-2	3	2	5	3	11	0	3	1	1	31
02	Kyle Castlin	g	0-5	0-3	0-1	0	2	2	0	0	1	0	0	0	27
03	Quentin Goodin	g	5-12	1-7	1-2	0	2	2	5	12	5	3	0	1	37
11	Keonte Kennedy		0-1	0-1	0-0	0	0	0	2	0	1	1	0	0	12
32	Ryan Welage		3-5	2-4	0-0	0	1	1	2	8	0	0	0	0	15
35	Zach Hankins		3-4	0-0	0-0	0	3	3	0	6	0	1	0	0	14
Team						0	3	3				2			
Totals			18-51	5-25	6-9	7	23	30	14	47	8	12	2	3	200
FG % 1st Half: 7-25 28.0%			2nd half: 11-26 42.3%			Game: 18-51 35.3%						Deadball Rebounds 3,2			
3FG % 1st Half: 3-15 20.0%			2nd half: 2-10 20.0%			Game: 5-25 20.0%									
FT % 1st Half: 5-6 83.3%			2nd half: 1-3 33.3%			Game: 6-9 66.7%									

Cincinnati 62 • 9-1

#	Player		Total		3-Ptr		Rebounds			PF	TP	A	TO	Blk	Stl	Min
			FG-FGA	FG-FGA	FT-FTA	Off	Def	Tot								
13	SCOTT, Tre	f	5-11	0-0	0-0	2	8	10	2	10	0	0	1	1	34	
33	BROOKS, Nysier	c	2-4	0-0	0-2	3	1	4	3	4	0	0	0	0	22	
02	WILLIAMS, Keith	g	7-14	0-3	2-2	1	3	4	1	16	0	1	2	0	31	
03	JENIFER, Justin	g	1-5	1-4	4-4	0	0	0	1	7	9	1	0	0	29	
34	CUMBERLAND, Jarron	g	7-15	3-6	2-3	2	2	4	3	19	4	1	1	2	36	
00	JOHNSON, Logan		0-0	0-0	0-0	0	0	0	1	0	0	0	0	0	1	
05	MOORE, Trevor		1-1	1-1	0-0	0	1	1	1	3	0	0	0	1	7	
10	FREDERICKS, Rashawn		0-2	0-0	0-0	0	0	0	1	0	0	0	0	0	6	
15	BROOME, Cane		1-5	0-4	1-2	0	3	3	1	3	3	2	0	0	17	
22	NSOSEME, Eliel		0-2	0-0	0-0	4	3	7	0	0	0	0	0	0	16	
31	MARTIN, Sam		0-0	0-0	0-0	0	0	0	0	0	0	0	0	0	1	
Team						0	3	3								
Totals			24-59	5-18	9-13	12	24	36	14	62	16	5	4	4	200	
FG % 1st Half: 12-33 36.4% 2nd half: 12-26 46.2% Game: 24-59 40.7% Deadball Rebounds 2,2																
3FG % 1st Half: 3-9 33.3% 2nd half: 2-9 22.2% Game: 5-18 27.8%																
FT % 1st Half: 1-2 50.0% 2nd half: 8-11 72.7% Game: 9-13 69.2%																

Officials: Lee Cassell, Pat Adams, Don Dailey
Technical fouls: Xavier-TEAM, Cincinnati-None.
Attendance: 12513

Score by periods	1st	2nd	Total
Xavier	22	25	47
Cincinnati	28	34	62

Points	In Paint	Off T/O	2nd Chance	Fast Break	Bench
XU	22	2	6	4	14
CIN	28	17	12	6	6

Last FG - XU 2nd-01:06, CIN 2nd-03:18.

Largest lead - XU by 4 1st-09:12, CIN by 20 2nd-04:40.

Score tied - 2 times.
Lead changed - 9 times.

GAME 11 • DEC. 15, 2018 RV/RV CINCINNATI (59) AT 18/17 MISSISSIPPI STATE (70) HUMPHREY COLISEUM (STARKVILLE, MISS.)

Cincinnati 59 • 9-2

#	Player		Total		3-Ptr		Rebounds			PF	TP	A	TO	Blk	Stl	Min	
			FG-FGA	FG-FGA	FT-FTA	Off	Def	Tot									
13	SCOTT, Tre	f	2-9	0-0	1-2	1	3	4	5	0	1	1	1	1	27		
33	BROOKS, Nysier	c	2-4	0-0	5-6	2	6	8	5	9	0	3	1	0	20		
02	WILLIAMS, Keith	g	6-13	1-4	2-6	1	1	2	4	15	2	1	2	1	37		
03	JENIFER, Justin	g	1-2	0-1	0-0	0	1	1	3	2	4	1	0	1	28		
34	CUMBERLAND, Jarron	g	7-16	2-5	5-5	2	2	4	2	21	0	5	0	2	37		
00	JOHNSON, Logan		0-0	0-0	0-0	0	0	0	0	0	0	0	0	0	3		
05	MOORE, Trevor		0-1	0-1	0-0	0	0	0	0	0	0	0	0	0	4		
10	FREDERICKS, Rashawn		1-3	0-2	3-3	3	2	5	1	5	0	0	0	0	17		
15	BROOME, Cane		0-3	0-1	2-2	0	1	1	0	2	3	2	0	1	10		
22	NLOSEME, Eliel		0-0	0-0	0-0	1	1	2	2	0	0	0	1	0	17		
Team						1	2	3									
Totals						19-51	3-14	18-24	11	19	30	21	59	9	13	5	600
FG % 1st Half: 11-29			37.9%	2nd half: 8-22	36.4%	Game: 19-51			37.3%	Deadball Rebounds 4							
3FG % 1st Half: 2-7			28.6%	2nd half: 1-7	14.3%	Game: 3-14			21.4%								
FT % 1st Half: 8-10			80.0%	2nd half: 10-14	71.4%	Game: 18-24			75.0%								

2018-19 BOX SCORES

GAME 13 • DEC. 22, 2018 SC STATE (56) AT RV/RV CINCINNATI (77) FIFTH THIRD ARENA (CINCINNATI, OHIO)

South Carolina St. 56 • 2-13

#	Player	Total		3-Ptr	FT-FTA	Rebounds			PF	TP	A	TO	Blk	Stl	Min
		FG-FGA	FG-FGA			Off	Def	Tot							
24	Ian Kinard	f	0-3	0-2	4-4	0	2	2	2	4	1	2	1	0	27
35	Damani Applewhite	f	5-14	0-2	1-2	0	7	7	0	11	1	2	0	0	35
00	Lavar Harewood	g	1-5	0-2	0-0	1	1	2	1	2	3	1	0	1	14
10	Allen Hatchett	g	2-6	2-5	1-2	1	2	3	2	7	1	0	0	1	32
11	Janai Raynor Powell	g	5-11	1-2	4-4	0	4	4	3	15	4	4	0	1	37
01	Armani Hill		2-3	0-0	4-7	2	4	6	4	8	0	1	0	2	18
14	Jahmari Etienne		1-5	1-4	0-0	1	0	1	2	3	2	2	0	0	21
20	Robert Flint		0-0	0-0	0-0	0	0	0	0	0	0	0	0	0	1
21	David Bottenberg		0-0	0-0	0-0	0	0	1	1	0	0	0	0	0	2
22	Fred SLATER		2-5	2-4	0-0	1	0	1	1	6	1	1	0	1	13
Team						0	1	1							
Totals			18-52	6-21	14-19	6	22	28	16	56	13	13	1	6	200
FG % 1st Half: 5-25		20.0%	2nd half: 13-27		48.1%	Game: 18-52		34.6%	Deadball						
3FG % 1st Half: 2-13		15.4%	2nd half: 4-8		50.0%	Game: 6-21		28.6%	Rebounds						
FT % 1st Half: 4-7		57.1%	2nd half: 10-12		83.3%	Game: 14-19		73.7%							

Cincinnati 77 • 11-2

#	Player	Total		3-Ptr	FT-FTA	Rebounds			PF	TP	A	TO	Blk	Stl	Min
		FG-FGA	FG-FGA			Off	Def	Tot							
13	SCOTT, Tre	f	3-5	0-0	0-0	4	1	5	0	6	2	1	0	0	20
33	BROOKS, Nysier	c	5-8	0-0	7-8	4	4	8	3	17	0	2	0	0	25
02	WILLIAMS, Keith	g	0-1	0-1	1-2	0	1	1	3	1	0	1	0	0	8
03	JENIFER, Justin	g	4-11	3-9	0-0	0	2	2	3	11	5	0	0	1	29
34	CUMBERLAND, Jarron	g	4-8	4-8	0-0	0	2	2	2	12	4	3	1	3	25
00	JOHNSON, Logan		1-4	0-0	0-0	3	4	7	1	2	2	1	0	0	12
05	MOORE, Trevor		4-10	2-8	0-0	0	3	3	1	10	1	2	0	0	22
10	FREDERICKS, Rashawn		1-3	0-1	4-4	2	3	5	0	6	0	0	0	3	17
15	BROOME, Cane		1-5	0-2	1-2	0	1	1	2	3	4	3	0	0	18
20	DIARRA, Mamoudou		3-6	0-1	2-3	1	4	5	1	8	0	0	0	0	12
22	NSOSEME, Eliel		0-2	0-0	1-2	1	4	5	1	1	0	0	1	0	9
Team						1	1	2							
Totals			26-63	9-30	16-21	16	30	46	17	77	18	13	2	7	200
FG % 1st Half: 12-30		40.0%	2nd half: 14-33		42.4%	Game: 26-63		41.3%	Deadball						
3FG % 1st Half: 4-11		36.4%	2nd half: 5-19		26.3%	Game: 9-30		30.0%	Rebounds						
FT % 1st Half: 7-9		77.8%	2nd half: 9-12		75.0%	Game: 16-21		76.2%							

Officials: Keith Patterson, Sean Casady, Brian Shey
Technical fouls: South Carolina St.-None. Cincinnati-None.
Attendance: 11623

Score by periods	1st	2nd	Total
South Carolina St.	16	40	56
Cincinnati	35	42	77

	In Paint	Off T/O	2nd Chance	Fast Break	Bench
Points SCSU	18	14	2	9	17
CIN	34	7	20	10	30

Last FG - SCSU 2nd-02:34, CIN 2nd-00:45.
Largest lead - SCSU by 3 1st-18:04, CIN by 23 1st-02:55.

Score tied - 0 times.
Lead changed - 1 time.

GAME 15 • JAN. 5, 2019 RV/RV CINCINNATI (71) AT ECU (73) MINGES COLISEUM (GREENVILLE, N.C.)

Cincinnati 71 • 12-3, 1-1

#	Player	Total		3-Ptr	FT-FTA	Rebounds			PF	TP	A	TO	Blk	Stl	Min
		FG-FGA	FG-FGA			Off	Def	Tot							
13	SCOTT, Tre	f	5-9	0-1	2-4	3	6	9	3	12	3	2	0	1	28
02	WILLIAMS, Keith	g	6-12	0-3	1-2	1	2	3	3	13	0	2	1	2	34
33	JENIFER, Justin	g	3-8	1-5	0-0	0	6	6	2	7	3	0	0	1	38
33	BROOKS, Nysier	g	6-9	0-0	3-9	4	1	5	4	15	0	2	3	0	31
34	CUMBERLAND, Jarron	g	7-15	2-6	2-3	3	2	5	3	18	4	3	0	0	33
00	JOHNSON, Logan		0-0	0-0	0-0	1	0	1	0	0	0	2	1	0	2
05	MOORE, Trevor		2-4	0-2	0-0	1	0	1	2	4	0	0	0	1	6
10	FREDERICKS, Rashawn		0-0	0-0	0-0	1	0	1	2	0	1	1	0	0	12
15	BROOME, Cane		0-3	0-2	0-0	0	0	0	0	0	0	1	0	1	8
22	NSOSEME, Eliel		1-2	0-0	0-0	0	2	2	2	2	0	0	2	0	8
Team						0	0	0							
Totals			30-62	3-19	8-18	14	19	33	21	71	11	15	7	6	200
FG % 1st Half: 13-33		39.4%	2nd half: 17-29		58.6%	Game: 30-62		48.4%	Deadball						
3FG % 1st Half: 0-10		0.0%	2nd half: 3-9		33.3%	Game: 3-19		15.8%	Rebounds						
FT % 1st Half: 1-2		50.0%	2nd half: 7-16		43.8%	Game: 8-18		44.4%							

ECU 73 • 8-6, 1-1

#	Player	Total		3-Ptr	FT-FTA	Rebounds			PF	TP	A	TO	Blk	Stl	Min
		FG-FGA	FG-FGA			Off	Def	Tot							
01	GARDNER, Jayden	f	3-7	0-0	7-10	4	8	12	5	13	1	3	1	2	31
03	LEDAY, Seth	f	5-6	0-0	1-2	1	5	6	5	11	1	0	2	1	27
00	FLEMING, Isaac	g	2-8	1-4	3-4	0	2	2	3	8	2	3	0	2	27
41	HILL, Addison	g	0-1	0-1	0-0	0	0	0	0	0	0	0	0	0	4
55	WILLIAMS, Shawn	g	5-11	4-10	2-2	0	2	2	0	16	4	0	0	1	38
02	DAVIS, K.J.		6-10	3-5	2-3	0	2	2	0	17	2	2	0	0	34
05	FOSTER, Tyler		2-3	1-2	0-0	0	0	0	1	5	0	3	0	1	16
32	SPASOJEVIC, Dimitri		0-0	0-0	0-0	0	0	0	1	0	1	0	0	0	3
52	OBASOHAN, Justice		1-1	0-0	1-2	0	1	1	1	3	0	0	1	0	20
Team						0	2	2							
Totals			24-47	9-22	16-23	5	22	27	16	73	11	12	4	7	200
FG % 1st Half: 13-25		52.0%	2nd half: 11-22		50.0%	Game: 24-47		51.1%	Deadball						
3FG % 1st Half: 5-11		45.5%	2nd half: 4-11		36.4%	Game: 3-19		40.9%	Rebounds						
FT % 1st Half: 5-6		83.3%	2nd half: 11-17		64.7%	Game: 16-23		69.6%							

Officials: Patrick Evans, Clarence Armstrong, Jose Carrion
Technical fouls: Cincinnati-None. ECU-None.
Attendance: 4238

Score by periods	1st	2nd	Total
Cincinnati	27	44	71
ECU	36	37	73

	In Paint	Off T/O	2nd Chance	Fast Break	Bench
Points CIN	38	15	14	10	6
ECU	18	16	8	15	25

Last FG - CIN 2nd-00:17, ECU 2nd-00:20.
Largest lead - CIN by 9 1st-15:45, ECU by 11 1st-00:11.

Score tied - 4 times.
Lead changed - 9 times.

GAME 14 • JAN. 2, 2019 TULANE (61) AT RV/RV CINCINNATI (93) FIFTH THIRD ARENA (CINCINNATI, OHIO)

Tulane 61 • 4-9, 0-1

#	Player		Total		3-Ptr	Rebounds			PF	TP	A	TO	Blk	Stl	Min
			FG-FGA	FG-FGA	FT-FTA	Off	Def	Tot							
21	Samir Sehic	f	2-7	0-1	0-2	2	2	4	3	4	1	0	0	0	23
13	Buay Koka	c	2-3	0-0	0-0	1	2	3	4	4	0	1	2	0	24
00	Jordan Cornish	g	7-13	4-9	1-1	0	1	1	0	19	6	4	0	0	29
10	Caleb Daniels	g	6-17	2-5	2-2	2	4	6	3	16	2	0	0	0	25
24	Shakwon Barrett	g	2-5	2-3	2-2	0	2	2	1	8	2	6	0	0	31
04	Moses Wood		0-4	0-2	2-2	1	2	3	2	2	1	0	1	0	14
05	Connor Crabtree		1-1	1-1	0-0	0	1	1	1	3	2	1	0	1	13
11	Bul Ajang		1-3	0-0	3-4	3	3	4	1	5	0	0	0	0	19
12	Kevin Zhang		0-4	0-1	0-1	0	0	0	0	0	0	0	0	0	17
15	Grant Quinn		0-0	0-0	0-0	0	0	0	0	0	0	0	0	0	2
23	Blake Paul		0-0	0-0	0-0	0	1	1	1	0	0	0	0	0	1
32	Cameron Galic		0-0	0-0	0-0	0	0	0	0	0	0	0	0	0	2
	Team					1	4	5			1				
	Totals		21-57	9-22	10-14	10	20	30	16	61	14	13	3	1	200
	FG % 1st Half:		10-33	30.3%	2nd half:	11-24	45.8%	Game:	21-57	36.8%					Deadball
	3FG % 1st Half:		5-12	41.7%	2nd half:	4-10	40.0%	Game:	9-22	40.9%					Rebounds
	FT % 1st Half:		3-4	75.0%	2nd half:	7-10	70.0%	Game:	10-14	71.4%					2,2

2018-19 BOX SCORES

GAME 17 • JAN. 12, 2019 UConn (72) AT CINCINNATI (74) - OT FIFTH THIRD ARENA (CINCINNATI, OHIO)

UConn 72 • 10-7, 1-3

#	Player		Total		3-Ptr		Rebounds			PF	TP	A	TO	Blk	Stl	Min
			FG-FGA	FG-FGA	FG-FGA	FT-FTA	Off	Def	Tot							
12	Tyler Polley	f	1-4	1-4	2-4	0	1	1	3	5	0	0	0	0	24	
25	Josh Carlton	f	4-5	0-0	2-2	4	5	9	4	10	0	1	2	0	36	
01	Christian Vital	g	6-15	4-8	0-0	0	10	10	4	16	2	2	0	1	39	
03	Alterique Gilbert	g	5-15	2-8	6-7	3	3	6	3	18	3	3	0	1	39	
04	Jalen Adams	g	5-11	3-6	3-3	0	5	5	5	16	6	4	0	1	31	
00	Eric Cobb		0-0	0-0	0-0	0	0	0	3	0	0	1	0	1	6	
02	Tarin Smith		3-7	1-1	0-0	2	2	4	2	7	0	3	0	0	26	
05	Isaiah Whaley		0-0	0-0	0-0	0	0	0	0	0	0	0	1	0	3	
15	Sidney Wilson		0-1	0-0	0-0	1	1	2	4	0	0	1	1	0	21	
Team						0	1	1								
Totals			24-58	11-27	13-16	10	28	38	28	72	11	15	4	4	225	
FG % 1st Half: 11-24 45.8%			2nd half: 11-24 45.8%		OT: 2-10 20.0%		Game: 24-58 41.4%		Deadball Rebounds 2,2							
3FG % 1st Half: 5-12 41.7%			2nd half: 6-12 50.0%		OT: 0-3 0.0%		Game: 11-27 40.7%									
FT % 1st Half: 5-6 83.3%			2nd half: 2-3 66.7%		OT: 6-7 85.7%		Game: 13-16 81.3%									

Cincinnati 74 • 14-3, 3-1

#	Player		Total		3-Ptr	Rebounds			PF	TP	A	TO	Blk	Stl	Min	
			FG-FGA	FG-FGA	FT-FTA	Off	Def	Total								
13	SCOTT, Tre	f	1-7	0-0	0-0	0	1	1	2	2	3	1	0	0	34	
33	BROOKS, Nysier	c	6-8	0-0	5-8	3	3	6	2	17	1	0	2	0	33	
02	WILLIAMS, Keith	g	5-7	1-2	1-2	1	1	2	4	12	1	0	1	2	32	
03	JENIFER, Justin	g	3-9	3-7	4-8	0	4	4	1	13	0	2	0	1	34	
04	CUMBERLAND, Jarron	g	5-14	1-4	11-12	1	5	6	2	22	7	2	0	2	42	
00	JOHNSON, Logan		0-0	0-0	0-0	0	1	1	0	0	0	1	0	0	2	
05	MOORE, Trevor		0-1	0-1	0-0	0	0	0	0	0	0	0	0	0	10	
10	FREDERICKS, Rashawn		0-1	0-1	0-0	0	0	0	1	0	0	1	0	1	6	
15	BROOME, Cane		2-4	0-2	4-8	0	5	5	2	8	2	1	0	2	22	
22	NSOSEME, Eliel		0-1	0-0	0-0	0	2	2	2	0	1	1	0	0	10	
Team						2	1	3				1				
Totals				22-52	5-17	25-38	7	23	30	17	74	15	10	3	8	225
FG % 1st Half: 12-27 44.4%			2nd half: 8-21 38.1%			OT: 2-4 50.0%			Game: 22-52 42.3%			Deadball Rebounds 6,2				
3FG % 1st Half: 3-8 37.5%			2nd half: 1-7 14.3%			OT: 1-2 50.0%			Game: 5-17 29.4%							
FT % 1st Half: 6-11 54.5%			2nd half: 12-16 75.0%			OT: 7-11 63.6%			Game: 25-38 65.8%							

Officials: Sean Casady,Randy Heimerman,Don Daily
Technical fouls: UConn-None. Cincinnati-None.
Attendance: 11375

Score by periods	1st	2nd	OT	Total
UConn	32	30	10	72
Cincinnati	33	29	12	74

Last FG - UConn OT-00:11, CIN OT-01:21.
Largest lead - UConn by 8 1st-16:25, CIN by 11 2nd-12:44.

Points	In Paint	Off T/O	2nd Chance	Fast Break	Bench
UConn	26	8	9	13	7
CIN	32	18	5	10	8

Score tied - 8 times.
Lead changed - 5 times.

GAME 18 • JAN. 15, 2019 USF (74) AT RV/-- CINCINNATI (82) FIFTH THIRD ARENA (CINCINNATI, OHIO)

South Fla. 74 • 12-5, 2-3

#	Player		Total		3-Ptr	Rebounds			PF	TP	A	TO	Blk	Stl	Min
			FG-FGA	FG-FGA	FT-FTA	Off	Def	Total							
04	Michael Durr	f	2-2	0-0	6-8	1	8	9	2	10	0	1	2	0	30
04	Alexis Yetna	f	3-8	0-2	6-6	2	2	4	4	12	1	5	0	0	38
00	David Collins	g	3-8	1-2	3-4	0	0	0	4	10	4	4	0	1	23
03	Laquincy Rideau	g	9-17	2-5	6-6	1	2	3	5	26	4	3	0	2	34
13	Justin Brown	g	3-6	2-5	0-0	1	0	1	5	8	1	2	0	0	25
01	Xavier Castaneda		1-5	0-2	1-2	1	0	1	1	3	2	1	0	1	23
05	Rashun Williams		0-0	0-0	0-0	0	0	0	0	0	0	0	0	0	0+
20	Mayan Kiir		1-1	0-0	0-0	1	0	1	3	2	0	3	0	0	7
23	T.J. Lang		1-2	1-2	0-0	1	0	1	2	3	1	0	0	0	15
34	Antun Maricevic		0-0	0-0	0-0	1	0	1	0	0	0	1	0	0	5
Team						3	3	6				1			
Totals			23-49	6-18	22-26	12	15	27	26	74	13	21	2	4	200
FG % 1st Half: 10-25 40.0%		2nd half: 13-24 54.2%		Game: 23-49 46.9%		Deadball Rebounds 3,4									
3FG % 1st Half: 3-7 42.9%		2nd half: 3-11 27.3%		Game: 6-18 33.3%											
FT % 1st Half: 8-8 100.0		2nd half: 14-18 77.8%		Game: 22-26 84.6%											

Cincinnati 82 • 15-3, 4-1

#	Player		Total		3-Ptr	Rebounds			PF	TP	A	TO	Blk	Stl	Min
			FG-FGA	FG-FGA	FT-FTA	Off	Def	Tot							
13	SCOTT, Tre	f	4-5	0-0	4-4	1	3	4	3	12	0	0	1	2	31
33	BROOKS, Nysier	c	2-3	0-0	6-7	2	4	6	4	10	1	1	2	0	20
02	WILLIAMS, Keith	g	4-7	2-2	1-1	2	0	2	3	11	0	1	2	1	29
03	JENIFER, Justin	g	2-8	2-5	4-4	0	2	2	3	10	2	2	0	2	25
34	CUMBERLAND, Jarron	g	9-20	2-7	14-16	0	2	2	2	34	3	4	0	4	39
00	JOHNSON, Logan		0-0	0-0	0-0	0	0	0	0	0	1	1	0	0	5
05	MOORE, Trevor		0-2	0-2	0-0	1	1	2	1	0	2	0	0	0	10
10	FREDERICKS, Rashawn		0-0	0-0	0-0	0	0	0	0	0	0	0	0	1	5
15	BROOME, Cane		1-4	1-2	0-0	0	1	1	2	3	5	1	0	0	17
20	DIARRA, Mamoudou		0-1	0-0	0-0	0	0	0	0	0	0	0	0	0	3
22	NSOSEME, Eliel		1-1	0-0	0-0	1	1	2	1	2	0	0	4	2	16
Team						1	1	2				1			
Totals			23-51	7-18	29-32	8	15	23	19	82	14	11	9	12	200
FG % 1st Half: 14-29 48.3% 2nd half: 9-22 40.9% Game: 23-51 45.1% Deadball Rebounds 4															
3FG % 1st Half: 6-12 50.0% 2nd half: 1-6 16.7% Game: 7-18 38.9%															
FT % 1st Half: 9-10 90.0% 2nd half: 20-22 90.9% Game: 29-32 90.6%															

Officials: Mark Schnur,William Covington,Lee Cassell
Technical fouls: South Fla.-None. Cincinnati-TEAM 2.
Attendance: 10347

Score by periods	1st	2nd	Total
South Fla.	31	43	74
Cincinnati	43	39	82

Last FG - USF 2nd-00:05, CIN 2nd-02:39.
Largest lead - USF by 6 1st-14:41, CIN by 14 1st-01:15.

Points	In Paint	Off T/O	2nd Chance	Fast Break	Bench
USF	30	14	16	16	8
CIN	26	30	9	12	5

Score tied - 3 times.
Lead changed - 2 times.

GAME 19 • JAN. 19, 2019 RV/-- CINCINNATI (66) AT WICHITA STATE (55) KOCH ARENA (WICHITA, KAN.)

Cincinnati 66 • 16-3 (5-1 AAC)

#	Player		Total		3-Ptr		Rebounds			PF	TP	A	TO	Blk	Stl	Min
			FG-FGA	FG-FGA	FT-FTA	Off	Def	Total								
02	WILLIAMS, Keith	*	5-9	1-2	3-5	1	0	1	2	14	0	4	2	0	32	
03	JENIFER, Justin	*	4-5	2-3	7-8	0	0	0	0	17	0	0	0	0	27	
13	SCOTT, Tre	*	1-4	0-0	3-4	4	6	10	1	5	1	2	1	0	36	
33	BROOKS, Nysier	*	3-5	0-0	2-4	3	7	10	3	8	0	2	2	0	29	
34	CUMBERLAND, Jarron	*	5-17	2-5	6-10	1	6	7	2	18	2	3	0	1	38	
05	MOORE, Trevor		0-1	0-1	0-0	0	1	1	4	0	0	0	0	0	8	
10	FREDERICKS, Rashawn		0-1	0-1	0-0	0	0	0	0	0	1	0	0	0	4	
15	BROOME, Cane		0-4	0-2	4-4	0	1	1	2	4	1	1	0	0	14	
20	DIARRA, Mamoudou		0-0	0-0	0-0	0	0	0	0	0	0	0	0	0	1	
22	NLOSEME, Eliel		0-0	0-0	0-0	1	1	2	0	0	0	0	1	0	11	
	Team					3	1	4								
	Totals		18-46	5-14	25-35	13	23	36	14	66	5	12	6	1	200	
	FG % 1st Half:	8-22	36.4%	2nd half:	10-24	41.7%	Game:	18-46	39.1%						Deadball	
	3FG % 1st Half:	1-6	16.7%	2nd half:	4-8	50.0%	Game:	5-14	35.7%						Rebounds	
	FT % 1st Half:	7-12	58.3%	2nd half:	18-23	78.3%	Game:	25-35	71.4%						7,2	

GAME 21 • JAN. 27, 2019
RV/RV CINCINNATI (72) AT TEMPLE (68)
LIACOURAS CENTER (PHILADELPHIA, PA.)

Cincinnati 72 • 18-3, 7-1

##	Player	Total		3-Ptr	Rebounds			PF	TP	A	TO	Blk	Stl	Min
		FG-FGA	FG-FGA		Off	Def	Tot							
13	SCOTT, Tre	f	5-8	0-1	3-5	1	5	6	3	13	1	2	0	29
33	BROOKS, Nysier	c	1-3	0-0	0-0	4	2	6	4	2	0	0	1	14
02	WILLIAMS, Keith	g	2-6	1-2	4-4	3	2	5	4	9	0	2	0	21
03	JENIFER, Justin	g	3-7	1-3	2-4	0	3	3	2	9	0	0	0	24
34	CUMBERLAND, Jarron	g	6-17	1-7	12-17	2	6	8	3	25	3	2	0	38
00	JOHNSON, Logan		1-3	0-1	2-2	1	2	3	2	4	1	0	1	2
05	MOORE, Trevor		1-2	0-1	0-0	2	3	5	1	2	0	0	0	17
10	FREDERICKS, Rashawn		0-0	0-0	0-0	0	0	0	0	0	0	0	0	1
15	BROOME, Cane		2-8	0-3	2-3	1	2	3	0	6	3	2	0	27
20	DIARRA, Mamoudou		0-0	0-0	0-0	0	0	0	1	0	0	0	0	2
22	NSOSEME, Eliel		1-1	0-0	0-2	2	5	7	0	2	0	0	1	16
Team					0	0	0			2				
Totals			22-55	3-18	25-37	16	30	46	20	72	8	10	3	5
FG % 1st Half: 9-27		33.3%	2nd half: 13-28		46.4%	Game: 22-55		40.0%	Deadball					
3FG % 1st Half: 0-7		0.0%	2nd half: 3-11		27.3%	Game: 3-18		16.7%	Rebounds					
FT % 1st Half: 7-9		77.8%	2nd half: 18-28		64.3%	Game: 25-37		67.6%	8,1					

Temple 68 • 15-5, 5-2

##	Player	Total		3-Ptr	Rebounds			PF	TP	A	TO	Blk	Stl	Min
		FG-FGA	FG-FGA		Off	Def	Tot							
01	Rose,Quinton	f	4-9	2-4	6-12	1	3	4	4	16	2	2	0	32
22	Perry,De'Vondre	f	0-2	0-1	0-0	0	0	0	2	0	0	0	0	16
24	Aflakpui,Ernest	c	0-0	0-0	3-6	0	4	4	3	0	1	0	0	22
10	Alston, Jr.,Shizz	g	5-12	4-10	4-5	0	0	0	2	18	5	4	0	37
15	Pierre-Louis,Nate	g	3-12	0-3	5-7	1	5	6	3	11	2	1	0	35
00	Moore II,Alani		0-1	0-1	0-0	0	0	0	2	0	1	0	0	16
04	Moorman II,J.P.		8-11	3-5	1-1	1	3	4	4	20	0	0	0	29
21	Hamilton,Justyn		0-1	0-0	0-0	0	1	1	3	0	0	0	0	10
23	Moore,Damion		0-0	0-0	0-0	0	1	1	1	0	0	0	0	3
Team					0	2	2							
Totals			20-48	9-24	19-31	3	19	22	25	68	10	8	0	4
FG % 1st Half: 11-26		42.3%	2nd half: 9-22		40.9%	Game: 20-48		41.7%	Deadball					
3FG % 1st Half: 7-16		43.8%	2nd half: 2-8		25.0%	Game: 9-24		37.5%	Rebounds					
FT % 1st Half: 6-10		60.0%	2nd half: 13-21		61.9%	Game: 19-31		61.3%	6,2					

Officials: Clarence Armstrong,Don Daily,Terry Oglesby
Technical fouls: Cincinnati-None. Temple-None.
Attendance: 6652

Score by periods	1st	2nd	Total
Cincinnati	25	47	72
Temple	35	33	68

Last FG - CIN 2nd-00:31, TU 2nd-00:02.
Largest lead - CIN by 7 2nd-01:37, TU by 14 1st-03:41.

Score tied - 1 time.
Lead changed - 1 time.

GAME 22 • FEB. 2, 2019
SMU (68) AT RV/RV CINCINNATI (73)
FIFTH THIRD ARENA (CINCINNATI, OHIO)

SMU 68 • 12-9, 4-5

##	Player	Total		3-Ptr	Rebounds			PF	TP	A	TO	Blk	Stl	Min
		FG-FGA	FG-FGA		Off	Def	Tot							
01	Feron Hunt	f	4-7	1-2	2-4	1	6	7	0	11	0	2	1	33
15	Isiaha Mike	f	6-11	3-5	2-3	1	5	6	4	17	0	2	1	35
25	Ethan Charcois	f	2-9	1-6	1-2	2	3	5	2	6	5	2	0	38
00	Jahmal McMurray	g	8-15	5-11	0-0	0	2	2	2	21	4	0	0	37
23	Jimmy Whitt Jr.	g	6-16	0-2	0-0	3	3	6	4	12	2	3	1	40
03	William Douglas		0-0	0-0	0-0	0	0	0	4	0	0	0	0	3
05	Nat Dixon		0-2	0-2	1-2	1	0	1	1	1	1	0	0	14
Team					2	3	5							
Totals			26-60	10-28	6-11	10	22	32	17	68	12	9	3	200
FG % 1st Half: 13-29		44.8%	2nd half: 13-31		41.9%	Game: 26-60		43.3%	Deadball					
3FG % 1st Half: 4-12		33.3%	2nd half: 6-16		37.5%	Game: 10-28		35.7%	Rebounds					
FT % 1st Half: 5-9		55.6%	2nd half: 1-2		50.0%	Game: 6-11		54.5%	3					

Cincinnati 73 • 19-3, 8-1

##	Player	Total		3-Ptr	Rebounds			PF	TP	A	TO	Blk	Stl	Min
		FG-FGA	FG-FGA		Off	Def	Tot							
13	SCOTT, Tre	f	1-1	0-0	0-0	3	0	3	3	2	2	1	0	27
33	BROOKS, Nysier	c	3-6	0-0	4-8	1	4	5	3	10	1	2	0	24
02	WILLIAMS, Keith	g	4-7	1-3	4-6	0	3	3	1	13	1	2	0	28
03	JENIFER, Justin	g	2-5	0-2	0-0	0	1	1	0	4	3	1	0	24
34	CUMBERLAND, Jarron	g	9-18	5-10	1-2	2	7	9	2	24	5	5	0	34
00	JOHNSON, Logan		0-0	0-0	0-0	0	0	0	0	0	0	0	0	4
05	MOORE, Trevor		3-6	3-6	0-0	1	0	1	0	9	1	0	0	17
10	FREDERICKS, Rashawn		0-1	0-1	0-0	1	3	4	0	0	0	0	0	9
15	BROOME, Cane		4-9	1-4	2-2	0	2	2	1	11	3	0	1	17
22	NSOSEME, Eliel		0-1	0-0	0-0	1	4	5	0	0	0	0	0	16
Team					1	1	2							
Totals			26-54	10-26	11-18	10	25	35	10	73	16	11	1	2
FG % 1st Half: 16-30		53.3%	2nd half: 10-24		41.7%	Game: 26-54		48.1%	Deadball					
3FG % 1st Half: 4-12		47.1%	2nd half: 2-9		22.2%	Game: 10-26		38.5%	Rebounds					
FT % 1st Half: 2-2		100.0%	2nd half: 9-16		56.3%	Game: 11-18		61.1%	3,1					

Officials: Mike Nance,Olandis Poole,Gerry Pollard
Technical fouls: SMU-None. Cincinnati-None.
Attendance: 12256

Score by periods	1st	2nd	Total
SMU	35	33	68
Cincinnati	42	31	73

Points	In	Off	2nd	Fast	Bench
SMU	20	7	12	8	1
CIN	26	12	4	4	20

Last FG - SMU 2nd-00:33, CIN 2nd-00:42.
Largest lead - SMU by 4 1st-12:54, CIN by 12 1st-03:21.

Score tied - 4 times.
Lead changed - 7 times.

GAME 23 • FEB. 7, 2019
25/23 CINCINNATI (69) AT MEMPHIS (64)
FEDEXFORUM (MEMPHIS, TENN.)

Cincinnati 69 • 20-3, 9-1

##	Player	Total		3-Ptr	Rebounds			PF	TP	A	TO	Blk	Stl	Min
		FG-FGA	FG-FGA		Off	Def	Tot							
13	SCOTT, Tre	f	4-9	2-5	3-7	3	6	9	1	13	3	0	0	34
33	BROOKS, Nysier	c	0-2	0-0	0-0	1	4	5	4	0	1	1	2	19
02	WILLIAMS, Keith	g	3-8	1-2	2-2	2	1	3	2	9	1	1	0	24
03	JENIFER, Justin	g	5-12	4-9	0-0	0	1	1	1	14	2	1	0	34
34	CUMBERLAND, Jarron	g	4-11	2-6	7-10	2	4	6	2	17	6	3	1	35
00	JOHNSON, Logan		3-3	0-0	0-0	2	2	4	1	6	2	2	0	14
05	MOORE, Trevor		1-2	1-2	0-0	0	0	0	1	3	1	0	0	12
10	FREDERICKS, Rashawn		1-6	0-2	0-2	4	2	6	2	2	0	1	0	17
15	BROOME, Cane		2-4	1-3	0-1	0	1	1	1	5	1	0	0	8
20	DIARRA, Mamoudou		0-1	0-0	0-0	0	2	2	0	0	0	0	0	3
Team					0	1	1			1				
Totals			23-58	11-29	12-22	14	24	38	15	69	17	10	3	6
FG % 1st Half: 9-28		32.1%	2nd half: 14-30		46.7%	Game: 23-58		39.7%	Deadball					
3FG % 1st Half: 8-17		47.1%	2nd half: 3-12		25.0%	Game: 11-29		37.9%	Rebounds					
FT % 1st Half: 3-7		42.9%	2nd half: 9-15		60.0%	Game: 12-22		54.5%	4					

Memphis 64 • 13-10, 5-4

##	Player	Total		3-Ptr	Rebounds			PF	TP	A	TO	Blk	Stl
----	--------	-------	--	-------	----------	--	--	----	----	---	----	-----	-----

GAME 25 • FEB. 17, 2019
WICHITA STATE (62) AT RV/RV CINCINNATI (72)
FIFTH THIRD ARENA (CINCINNATI, OHIO)

Wichita St. 62 • 12-12, 5-7

#	Player		Total		3-Ptr	Rebounds			PF	TP	A	TO	Blk	Stl	Min
			FG-FGA	FG-FGA	FT-FTA	Off	Def	Tot							
01	Markis McDuffie	f	4-15	2-8	3-3	1	4	5	1	13	1	2	0	1	37
01	Jaime Echenique	c	0-3	0-1	4-4	3	8	11	2	4	0	1	3	0	17
02	Jamarius Burton	g	0-9	0-2	3-4	1	2	3	2	3	0	1	0	0	16
04	Samajae Haynes-Jones	g	3-13	2-8	0-0	0	0	0	3	8	4	1	0	0	31
10	Erik Stevenson	g	1-5	1-4	0-0	0	2	2	3	3	1	3	0	0	16
00	Dexter Dennis		5-11	4-8	0-0	1	12	13	1	14	0	1	0	0	33
03	Ricky Torres		2-7	0-3	0-0	0	0	0	2	4	1	1	0	0	20
05	Rod Brown		0-2	0-1	0-0	0	0	0	0	0	0	0	0	0	5
11	Eli Farrakhan		0-0	0-0	0-0	0	0	0	0	0	0	0	0	0	1
33	Asbjorn Midtgaard		2-3	0-0	3-3	4	3	7	4	7	0	0	3	0	14
44	Isaiah Poor Bear-Cha		2-3	0-0	2-2	6	1	7	2	6	1	1	0	0	10
Team						3	0	3			2				
Totals			19-71	9-35	15-16	19	32	51	20	62	8	13	6	1	200
FG % 1st Half: 7-33		21.2%	2nd half: 12-38		31.6%	Game: 19-71		26.8%	Deadball						
3FG % 1st Half: 4-15		26.7%	2nd half: 5-20		25.0%	Game: 9-35		25.7%	Rebounds						
FT % 1st Half: 6-7		85.7%	2nd half: 9-9		100.0	Game: 15-16		93.8%	2						

Cincinnati 72 • 21-4, 10-2

#	Player	Total		3-Ptr	Rebounds			PF	TP	A	TO	Blk	Stl	Min	
		FG-FGA	FG-FGA		FT-FTA	Off	Def								Tot
13	SCOTT, Tre	f	1-7	0-0	1-2	3	5	8	1	3	4	0	1	1	32
33	BROOKS, Nysier	c	1-7	0-0	1-2	1	5	6	2	3	0	0	5	1	24
02	WILLIAMS, Keith	g	3-6	0-2	9-10	0	3	3	1	15	0	1	1	0	26
03	JENIFER, Justin	g	2-5	1-3	0-0	1	3	4	2	5	2	2	0	1	24
34	CUMBERLAND, Jarron	g	8-20	6-10	5-5	1	5	6	2	27	5	3	0	1	37
00	JOHNSON, Logan		1-3	0-0	0-0	1	0	1	2	2	1	0	0	0	3
05	MOORE, Trevor		0-1	0-1	0-0	0	0	0	2	0	1	0	0	0	11
10	FREDERICKS, Rashawn		1-3	1-2	0-0	0	8	8	1	3	0	0	1	1	15
15	BROOME, Cane		3-6	2-4	4-5	0	2	2	1	12	1	1	0	0	19
22	NSOSEME, Eliel		0-0	0-0	2-4	2	0	2	1	2	0	2	0	1	9
Team						1	1	2			1				
Totals			20-58	10-22	22-28	10	32	42	15	72	14	10	8	6	200
FG % 1st Half: 9-30		30.0%	2nd half: 11-28		39.3%	Game: 20-58		34.5%	Deadball						
3FG % 1st Half: 5-13		38.5%	2nd half: 5-9		55.6%	Game: 10-22		45.5%	Rebounds						
FT % 1st Half: 11-16		68.8%	2nd half: 11-12		91.7%	Game: 22-28		78.6%	2						

Officials: Terry Oglesby,Ted Valentine,Doug Simmons
Technical fouls: Wichita St.-None. Cincinnati-None.
Attendance: 12223

Score by periods	1st	2nd	Total
Wichita St.	24	38	62
Cincinnati	34	38	72

Last FG - WSU 2nd-00:19, CIN 2nd-00:11.
Largest lead - WSU by 4 1st-13:31, CIN by 19 2nd-06:31.

Score tied - 3 times.
Lead changed - 4 times.

GAME 27 • FEB. 24, 2019
RV/25 CINCINNATI (64) AT UCONN (60)
XL CENTER (HARTFORD, CONN.)

Cincinnati 64 • 23-4, 12-2

#	Player		Total		3-Ptr	Rebounds					PF	TP	A	TO	Blk	Stl	Min
			FG-FGA	FG-FGA		FT-FTA	Off	Def	Tot								
13	SCOTT, Tre	f	2-7	0-1	1-2	4	4	8	4	5	0	3	1	1		29	
33	BROOKS, Nysier	c	1-3	0-0	2-2	2	3	5	5	4	0	0	0	1		11	
02	WILLIAMS, Keith	g	4-9	0-2	4-4	2	4	6	4	12	3	3	1	0		25	
03	JENIFER, Justin	g	4-8	2-3	0-0	0	1	1	1	10	1	2	0	1		26	
34	CUMBERLAND, Jarron	g	3-9	0-4	2-2	2	3	5	2	8	4	3	0	2		35	
00	JOHNSON, Logan		2-3	0-1	0-0	0	0	0	0	4	0	0	0	0		7	
05	MOORE, Trevor		1-2	1-2	0-0	1	0	1	2	3	0	0	0	0		14	
10	FREDERICKS, Rashawn		0-1	0-1	0-0	0	1	1	1	0	0	0	0	0		9	
15	BROOME, Cane		3-6	2-2	2-2	1	2	3	0	10	2	2	0	1		21	
20	DIARRA, Mamoudou		2-5	0-0	2-2	2	4	6	2	6	1	2	1	0		15	
22	NSOSEME, Eliel		0-0	0-0	2-2	0	1	1	2	2	0	1	1	0		8	
Team						0	3	3									
Totals				22-53	5-16	15-16	14	26	40	23	64	11	16	4	6	200	
FG % 1st Half: 12-25			48.0%	2nd half: 10-28		35.7%	Game: 22-53		41.5%	Deadball							
3FG % 1st Half: 2-7			28.6%	2nd half: 3-9		33.3%	Game: 5-16		31.3%	Rebounds							
FT % 1st Half: 6-6			100.0	2nd half: 9-10		90.0%	Game: 15-16		93.8%	1							

UConn 60 • 13-14, 4-10

#	Player		Total		3-Ptr	Rebounds			PF	TP	A	TO	Blk	Stl	Min
			FG-FGA	FG-FGA	FT-FTA	Off	Def	Tot							
00	Eric Cobb	f	4-5	0-0	1-5	3	2	5	2	9	0	0	0	0	23
12	Tyler Polley	f	2-4	2-4	0-0	0	0	0	0	6	0	0	0	0	32
25	Josh Carlton	f	2-4	0-0	4-6	2	3	5	3	8	0	2	4	0	22
02	Tarin Smith	g	4-9	0-1	0-1	1	2	3	3	8	1	0	1	2	34
10	Brendan Adams	g	0-1	0-1	0-0	0	0	0	0	0	0	0	0	0	9
01	Christian Vital		4-9	1-3	5-5	3	4	7	1	14	1	3	0	1	26
03	Alterique Gilbert		5-18	0-6	3-4	2	0	2	2	13	5	4	0	2	33
15	Sidney Wilson		1-6	0-2	0-0	0	1	1	3	2	0	2	0	0	21
Team						2	5	7							
Totals			22-56	3-17	13-21	13	17	30	14	60	7	11	5	5	200
FG % 1st Half: 13-28			46.4%	2nd half: 9-28	32.1%	Game: 22-56			39.3%	Deadball					
3FG % 1st Half: 2-9			22.2%	2nd half: 1-8	12.5%	Game: 3-17			17.6%	Rebounds					
FT % 1st Half: 1-4			25.0%	2nd half: 12-17	70.6%	Game: 13-21			61.9%	3					

Officials: Mike Nance,Ron Groover,Doug Shows
Technical fouls: Cincinnati-None. UConn-None.
Attendance: 11904

Score by periods	1st	2nd	Total
Cincinnati	32	32	64
UConn	29	31	60

Last FG - CIN 2nd-00:12, UCONN 2nd-00:06.
Largest lead - CIN by 15 2nd-11:23, UCONN by 2 1st-16:17.

Score tied - 4 times.
Lead changed - 4 times.

GAME 26 • FEB. 21, 2019
UCF (55) AT RV/25 CINCINNATI (60)
FIFTH THIRD ARENA (CINCINNATI, OHIO)

UCF 55 • 19-6, 9-4

#	Player		Total		3-Ptr	Rebounds			PF	TP	A	TO	Blk	Stl	Min	
			FG-FGA	FG-FGA	FT-FTA	Off	Def	Tot								
35	Collin Smith	f	2-4	0-0	1-1	2	3	5	2	5	0	3	0	0	29	
24	Tacko Fall	c	3-3	0-0	1-3	1	3	4	3	7	1	3	5	0	34	
01	B.J. Taylor	g	4-14	2-8	2-2	0	2	2	0	12	3	2	0	1	36	
02	Terrell Allen	g	2-5	1-4	0-0	0	3	3	5	5	2	0	2	33		
15	Aubrey Dawkins	g	7-13	4-6	0-0	0	3	3	1	18	1	1	0	1	37	
04	Cesar DeJesus		0-1	0-0	0-0	0	0	0	0	0	0	1	0	0	2	
10	Dayon Griffin		0-1	0-0	0-0	0	1	1	0	0	1	1	0	0	12	
20	Frank Bertz		2-2	2-2	0-0	0	0	0	0	6	0	0	0	0	5	
21	Chad Brown		1-2	0-0	0-1	1	0	1	2	2	0	2	0	0	12	
Team						3	2	5			2					
Totals				21-45	9-20	4-7	7	17	24	11	55	11	17	5	4	200
FG % 1st Half: 7-20			35.0%	2nd half: 14-25		56.0%	Game: 21-45		46.7%	Deadball						
3FG % 1st Half: 3-8			37.5%	2nd half: 6-12		50.0%	Game: 9-20		45.0%	Rebounds						
FT % 1st Half: 1-2			50.0%	2nd half: 3-5		60.0%	Game: 4-7		57.1%	3.1						

GAME 29 • MARCH 2, 2019
MEMPHIS (69) AT 23/22 CINCINNATI (71)
FIFTH THIRD ARENA (CINCINNATI, OHIO)

Memphis 69 • 18-12, 10-7

#	Player		Total		3-Ptr	Rebounds			PF	TP	A	TO	Blk	Stl	Min
			FG-FGA	FG-FGA	FG-FTA	Off	Def	Tot							
00	Kyvonn Davenport	f	2-7	0-2	0-3	3	3	6	3	4	0	1	1	0	31
04	Raynere Thornton	f	2-3	0-1	0-0	0	2	2	5	4	2	1	0	0	27
10	Mike Parks	f	1-4	0-0	0-0	1	1	2	3	2	0	1	0	0	15
03	Jeremiah Martin	g	9-19	4-9	6-6	1	2	3	1	28	5	3	1	0	36
05	Kareem Brewton	g	3-6	1-1	1-1	0	3	3	4	8	2	1	0	1	26
01	Tyler Harris		2-5	2-5	0-0	0	1	1	1	6	2	1	0	1	20
02	Alex Lomax		0-0	0-0	0-0	1	1	2	0	0	1	2	0	0	5
11	Antwann Jones		1-1	1-1	0-0	0	4	4	5	3	4	4	1	0	15
14	Isaiah Maurice		7-11	0-1	0-0	1	6	7	2	14	0	1	1	0	25
Team						0	1	1			2				
Totals			27-56	8-20	7-10	7	24	31	24	69	16	17	4	2	200
FG % 1st Half: 13-27		48.1%	2nd half: 14-29		48.3%	Game: 27-56		48.2%							Deadball Rebounds 1
3FG % 1st Half: 4-7		57.1%	2nd half: 4-13		30.8%	Game: 7-20		40.0%							
FT % 1st Half: 2-4		50.0%	2nd half: 5-6		83.3%	Game: 7-10		70.0%							

Cincinnati 71 • 25-4, 14-2

#	Player		Total		3-Ptr	Rebounds			PF	TP	A	TO	Blk	Stl	Min
			FG-FGA	FG-FGA		FT-FTA	Off	Def							
13	SCOTT, Tre	f	3-6	0-1	2-4	3	4	7	0	8	1	2	1	2	32
33	BROOKS, Nysier	c	4-7	0-0	5-6	6	6	12	4	13	0	0	1	1	29
02	WILLIAMS, Keith	g	4-11	0-1	2-4	1	2	3	2	10	3	5	1	3	34
03	JENIFER, Justin	g	3-9	2-6	0-0	0	1	1	1	8	2	1	0	1	18
34	CUMBERLAND, Jarron	g	6-12	1-5	13-16	1	5	6	3	26	3	3	1	1	34
00	JOHNSON, Logan		0-0	0-0	0-0	0	0	0	0	0	0	0	0	1	3
05	MOORE, Trevor		0-2	0-1	0-2	1	0	1	1	0	1	0	0	0	15
10	FREDERICKS, Rashawn		0-3	0-1	0-0	3	0	3	0	0	0	0	0	0	4
15	BROOME, Cane		2-7	1-4	1-4	0	1	1	2	6	1	0	0	0	23
22	NSOSEME, Eliel		0-0	0-0	0-0	0	2	2	2	0	0	1	0	0	8
Team						1	1	2							
Totals			22-57	4-19	23-36	16	22	38	15	71	11	12	4	9	200
FG % 1st Half: 12-30			40.0%	2nd half: 10-27		37.0%	Game: 22-57		38.6%	Deadball					
3FG % 1st Half: 3-10			30.0%	2nd half: 1-9		11.1%	Game: 4-19		21.1%	Rebounds					
FT % 1st Half: 10-18			55.6%	2nd half: 13-18		72.2%	Game: 23-36		63.9%	8,2					

Officials: Brian Shey, Marques Pettigrew, Ted Valentine
Technical fouls: Memphis-Raynere Thornton; Antwann Jones.
Cincinnati-CUMBERLAND, Jarron.
Attendance: 12392

Score by periods	1st	2nd	Total
Memphis	32	37	69
Cincinnati	37	34	71

	In	Off	2nd	Fast	
Points	Paint	T/O	Chance	Break	Bench
MEM	36	8	6	13	23
CIN	30	22	15	11	6

Last FG - MEM 2nd-00:06, CIN 2nd-03:27.
Largest lead - MEM by 3 1st-19:32, CIN by 10 1st-07:43.

Score tied - 1 time.
Lead changed - 1 time.

GAME 31 • MARCH 10, 2019
12/12 HOUSTON (85) AT 20/19 CINCINNATI (69)
FIFTH THIRD ARENA (CINCINNATI, OHIO)

Houston 85 • 29-2, 16-2

#	Player		Total		3-Ptr	Rebounds			PF	TP	A	TO	Blk	Stl	Min	
			FG-FGA	FG-FGA	FT-FTA	Off	Def	Tot								
24	Breaon Brady	f	0-2	0-0	0-0	0	0	0	4	0	0	1	1	0	6	
35	Fabian White Jr	f	1-5	0-0	1-2	5	2	7	4	3	0	4	3	0	24	
03	Armoni Brooks	g	5-10	4-8	0-0	1	5	6	3	14	1	2	0	2	32	
05	Corey Davis Jr.	g	10-22	3-9	8-9	0	2	2	1	31	6	0	0	0	38	
25	Galen Robinson, Jr.	g	2-4	0-0	1-1	1	2	3	2	5	1	1	0	0	25	
01	Chris Harris Jr.		0-1	0-0	0-0	1	0	1	3	0	0	0	0	0	7	
11	Nate Hinton		5-8	4-4	2-2	6	5	11	3	16	0	0	0	0	19	
13	DeJon Jarreau		6-12	1-2	0-1	1	4	5	2	13	5	3	0	2	24	
23	Cedrick Alley Jr.		0-0	0-0	1-2	0	0	0	0	1	0	0	0	0	10	
55	Brison Gresham		1-1	0-0	0-1	0	0	0	4	2	0	1	1	1	15	
Team						3	4	7			1					
Totals				30-65	12-23	13-18	18	24	42	26	85	13	13	5	5	200
FG % 1st Half: 12-29			41.4%	2nd half: 18-36		50.0%	Game: 30-65		46.2%	Deadball						
3FG % 1st Half: 4-9			44.4%	2nd half: 8-14		57.1%	Game: 12-23		52.2%	Rebounds						
FT % 1st Half: 9-11			81.8%	2nd half: 4-7		57.1%	Game: 13-18		72.2%	2						

Cincinnati 69 • 25-6, 14-4

#	Player		Total		3-Ptr	Rebounds			PF	TP	A	TO	Blk	Stl	Min			
			FG-FA	FG-FGA	FT-FTA	Off	Def	Tot										
13	SCOTT, Tre	f	1-5	0-2	5-6	3	5	8	3	7	0	1	0	0	33			
33	BROOKS, Nysier	c	6-8	0-0	4-4	4	2	6	4	16	1	3	2	1	23			
03	JENIFER, Justin	g	0-5	0-3	2-4	0	3	3	1	2	2	0	0	0	28			
15	BROOME, Cane	g	2-11	1-6	2-2	0	0	0	1	7	5	2	0	0	34			
34	CUMBERLAND, Jarron	g	4-11	3-7	9-12	0	3	3	3	20	1	3	1	0	29			
00	JOHNSON, Logan		1-1	1-1	0-2	0	1	1	0	3	0	0	0	0	5			
02	WILLIAMS, Keith		4-6	1-2	0-0	0	1	1	4	9	2	2	0	0	21			
05	MOORE, Trevor		0-0	0-0	0-0	0	1	1	2	0	0	0	0	0	8			
10	FREDERICKS, Rashawn		0-0	0-0	0-0	0	0	0	0	0	0	0	0	0	10			
20	DIARRA, Mamoudou		1-3	0-0	3-3	0	1	1	1	5	0	0	1	0	8			
22	NSOSEME, Eliel		0-0	0-0	0-0	0	0	0	0	0	0	0	0	0	1			
Team						2	2	4				1						
Totals						19-50	6-21	25-33	9	19	28	19	69	11	12	4	1	200
FG % 1st Half: 10-28			35.7%	2nd half: 9-22			40.9%	Game: 19-50			38.0%				Deadball			
3FG % 1st Half: 3-11			27.3%	2nd half: 3-10			30.0%	Game: 6-21			28.6%				Rebounds			
FT % 1st Half: 12-15			80.0%	2nd half: 13-18			72.2%	Game: 25-33			75.8%				6,1			

Officials: Jeffery Clark, Brian Oconnell, Ron Groover
Technical fouls: Houston-Brison Gresham, Cincinnati-None.
Attendance: 12701

Score by periods	1st	2nd	Total
Houston	37	48	85
Cincinnati	35	34	69

	In	Off	2nd	Fast	
Points	Paint	T/O	Chance	Break	Bench
HOU	30	22	18	14	32
CIN	26	14	16	3	17

Last FG - HOU 2nd-01:15, CIN 2nd-02:25.
Largest lead - HOU by 18 2nd-01:15, CIN by 8 1st-14:17.

Score tied - 5 times.
Lead changed - 6 times.

GAME 30 • MARCH 7, 2019
20/19 CINCINNATI (55) AT 25/RV UCF (58)
CFE ARENA (ORLANDO, FLA.)

Cincinnati 55 • 25-5, 14-3

#	Player		Total		3-Ptr	Rebounds					PF	TP	A	TO	Blk	Stl	Min
			FG-FA	FG-FGA	FT-FTA	Off	Def	Tot									
13	SCOTT, Tre	f	9-15	2-3	0-1	6	3	9	1	20	3	1	0	1	1	39	
33	BROOKS, Nysier	c	1-3	0-0	0-0	2	1	3	5	2	0	0	0	0	0	13	
02	WILLIAMS, Keith	g	2-8	0-2	0-0	2	1	3	3	4	1	1	0	1	1	27	
03	JENIFER, Justin	g	1-3	1-2	0-0	0	3	3	1	3	1	1	0	0	0	27	
34	CUMBERLAND, Jarron	g	5-18	0-3	0-1	0	4	4	2	10	5	5	0	0	0	36	
00	JOHNSON, Logan		0-0	0-0	0-0	0	0	0	0	0	0	0	0	0	0	0+	
05	MOORE, Trevor		1-2	1-2	2-2	0	1	1	1	5	0	0	0	0	0	11	
10	FREDERICKS, Rashawn		0-0	0-0	0-0	0	2	2	1	0	0	0	0	0	0	3	
15	BROOME, Cane		3-10	2-6	0-0	0	0	0	0	8	0	0	0	0	2	23	
20	DIARRA, Mamoudou		1-3	0-0	1-2	2	1	3	0	3	1	0	1	2	1	14	
22	NSOSEME, Eliel		0-0	0-0	0-0	0	1	1	2	0	0	0	1	0	7	7	
Team						3	1	4					2				
Totals				23-62	6-18	3-6	15	18	33	16	55	11	10	2	6	200	
FG 1st Half: 9-29			31.0%	2nd half: 14-33	42.4%	Game: 23-62			37.1%								
3FG 1st Half: 2-8			25.0%	2nd half: 4-10	40.0%	Game: 6-18			33.3%								
FT 1st Half: 1-2			50.0%	2nd half: 2-4	50.0%	Game: 3-6			50.0%	Deadball Rebounds 2							

GAME 33 • MARCH 16, 2019 • AAC CHAMPIONSHIP SEMIS
24/23 CINCINNATI (66) VS. WICHITA STATE (63)
FEDEXFORUM (MEMPHIS, TENN.)

Wichita St. 63 • 19-14

##	Player		Total	3-Ptr	Rebounds			PF	TP	A	TO	Blk	Stl	Min
			FG-FGA	FG-FGA	FT-FTA	Off	Def							
01	Markis McDuffie	f	4-12	2-6	8-8	1	3	4	2	18	0	3	0	38
21	Jaime Echenique	c	1-6	0-0	5-6	2	1	3	2	7	0	1	0	15
00	Dexter Dennis	g	1-8	1-6	1-2	2	4	6	4	4	0	1	1	26
02	Jamarius Burton	g	3-5	2-2	1-2	1	3	4	2	9	5	1	0	2
04	Samajae Haynes-Jones	g	7-15	1-7	2-2	0	2	2	1	17	2	1	0	2
03	Ricky Torres	f	1-1	1-1	0-0	0	1	1	0	3	0	0	0	8
05	Rod Brown	f	0-1	0-0	0-0	0	0	0	0	0	0	0	0	2
10	Erik Stevenson	f	1-3	1-3	0-0	0	4	4	1	3	0	2	0	14
33	Asbjorn Midtgaard	f	1-2	0-0	0-0	1	2	3	3	2	0	0	1	0
44	Isaiah Poor Bear-Cha	f	0-0	0-0	0-0	0	3	3	2	0	0	0	1	7
Team						2	1	3						
Totals			19-53	8-25	17-20	9	24	33	17	63	7	9	2	200
FG % 1st Half: 8-24			33.3%	2nd half: 11-29	37.9%	Game: 19-53			35.8%				Deadball	
3FG % 1st Half: 3-10			30.0%	2nd half: 5-15	33.3%	Game: 8-25			32.0%				Rebounds	
FT % 1st Half: 13-14			92.9%	2nd half: 4-6	66.7%	Game: 17-20			85.0%				3,2	

Cincinnati 66 • 27-6

##	Player		Total	3-Ptr	Rebounds			PF	TP	A	TO	Blk	Stl	Min
			FG-FGA	FG-FGA	FT-FTA	Off	Def							
13	SCOTT, Tre	f	4-11	2-3	2-4	2	6	8	2	12	1	0	1	39
33	BROOKS, Nysier	c	5-7	0-0	3-8	7	2	9	5	13	0	0	1	23
02	WILLIAMS, Keith	g	3-6	0-1	0-0	1	3	4	0	6	2	1	3	2
03	JENIFER, Justin	g	3-8	1-3	0-0	1	1	2	1	7	4	0	1	37
34	CUMBERLAND, Jarron	g	3-16	1-4	4-6	4	2	6	4	11	4	5	0	1
05	MOORE, Trevor	f	0-2	0-1	0-0	1	0	1	1	0	0	0	0	8
10	FREDERICKS, Rashawn	f	2-3	0-0	1-1	1	3	4	0	5	0	0	1	7
15	BROOME, Cane	f	3-9	2-4	0-0	0	2	2	0	8	2	0	0	22
20	DIARRA, Mamoudou	f	1-1	0-0	0-0	0	0	0	0	2	0	1	1	0
22	NSOSEME, Eliel	f	1-1	0-0	0-2	1	3	4	1	2	0	0	0	4
Team						0	2	2						
Totals			25-64	6-16	10-21	18	24	42	14	66	13	7	7	200
FG % 1st Half: 13-36			36.1%	2nd half: 12-28	42.9%	Game: 25-64			39.1%				Deadball	
3FG % 1st Half: 3-7			42.9%	2nd half: 3-9	33.3%	Game: 6-16			37.5%				Rebounds	
FT % 1st Half: 0-7			0.0%	2nd half: 10-14	71.4%	Game: 10-21			47.6%				6,1	

Officials: Anthony Jordan,Tony Greene,Michael Stephens
Technical fouls: Wichita St.-None. Cincinnati-None.
Attendance: 7819
2019 American Championship Semifinals

Score by periods	1st	2nd	Total
Wichita St.	32	31	63
Cincinnati	29	37	66

Last FG - WSU 2nd-03:10, CIN 2nd-00:23.
Largest lead - WSU by 6 1st-15:05, CIN by 13 2nd-09:33.

Score tied - 4 times.
Lead changed - 6 times.

GAME 34 • MARCH 17, 2019 • AAC CHAMPIONSHIP FINALS
24/23 CINCINNATI (69) VS. 11/10 HOUSTON (57)
FEDEXFORUM (MEMPHIS, TENN.)

Cincinnati 69 • 28-6

##	Player		Total	3-Ptr	Rebounds			PF	TP	A	TO	Blk	Stl	Min
			FG-FGA	FG-FGA	FT-FTA	Off	Def							
13	SCOTT, Tre	f	3-5	1-2	5-6	1	7	8	1	12	2	0	0	34
33	BROOKS, Nysier	c	0-1	0-0	2-4	1	6	7	4	2	0	1	1	0
02	WILLIAMS, Keith	g	2-4	0-0	0-0	1	1	2	3	4	0	2	2	1
03	JENIFER, Justin	g	1-4	1-3	0-0	0	0	0	1	3	2	1	0	35
34	CUMBERLAND, Jarron	g	11-24	1-7	10-13	2	6	8	3	33	1	2	0	1
05	MOORE, Trevor	f	0-0	0-0	0-0	0	0	0	0	0	0	0	0	4
10	FREDERICKS, Rashawn	f	0-2	0-0	0-0	0	1	1	0	0	0	0	0	5
15	BROOME, Cane	f	5-10	3-5	2-2	1	2	3	3	15	1	4	0	28
22	NSOSEME, Eliel	f	0-0	0-0	0-0	1	1	2	1	0	0	0	0	4
Team						5	3	8						
Totals			22-50	6-17	19-25	12	27	39	16	69	6	11	3	200
FG % 1st Half: 12-28			42.9%	2nd half: 10-22	45.5%	Game: 22-50			44.0%				Deadball	
3FG % 1st Half: 4-9			44.4%	2nd half: 2-8	25.0%	Game: 6-17			35.3%				Rebounds	
FT % 1st Half: 5-8			62.5%	2nd half: 14-17	82.4%	Game: 19-25			76.0%				4,1	

Houston 57 • 31-3

##	Player		Total	3-Ptr	Rebounds			PF	TP	A	TO	Blk	Stl	Min
			FG-FGA	FG-FGA	FT-FTA	Off	Def							
24	Breaon Brady	f	1-4	0-0	0-0	2	0	2	4	2	0	0	0	8
35	Fabian White Jr	f	0-0	0-0	3-4	2	1	3	1	3	1	1	0	17
03	Armoni Brooks	g	7-17	3-12	0-0	0	5	5	1	17	0	1	0	36
05	Corey Davis Jr.	g	3-13	2-10	4-4	1	0	1	4	12	1	1	0	34
25	Galen Robinson, Jr.	g	2-6	2-3	3-4	1	3	4	2	9	1	1	0	28
01	Chris Harris Jr.	f	1-1	0-0	0-4	6	2	8	1	2	0	1	4	1
02	Landon Goesling	f	0-0	0-0	0-0	0	0	0	0	0	1	0	0	1
11	Nate Hinton	f	1-8	1-6	0-0	1	1	2	0	3	0	0	0	15
13	DeJon Jarreau	f	2-10	0-2	1-2	1	3	4	3	5	4	2	0	0
23	Cedrick Alley Jr.	f	0-1	0-0	0-0	0	0	0	0	0	0	0	0	1
55	Bryson Gresham	f	2-2	0-0	0-0	0	1	1	3	4	0	0	0	12
Team						3	0	3						
Totals			19-62	8-33	11-18	17	16	33	19	57	8	7	4	200
FG % 1st Half: 9-26			34.6%	2nd half: 10-36	27.8%	Game: 19-62			30.6%				Deadball	
3FG % 1st Half: 5-15			33.3%	2nd half: 3-18	16.7%	Game: 8-33			24.2%				Rebounds	
FT % 1st Half: 7-10			70.0%	2nd half: 4-8	50.0%	Game: 11-18			61.1%				5,2	

Officials: Keith Kimble,Joe Lindsay,Michael Stephens
Technical fouls: Cincinnati-CUMBERLAND, Jarron. Houston-None.
Attendance: 7223
2019 American Championship Finals

Score by periods	1st	2nd	Total
Cincinnati	33	36	69
Houston	30	27	57

Last FG - CIN 2nd-04:18, HOU 2nd-00:01.
Largest lead - CIN by 15 2nd-07:00, HOU None.

Score tied - 2 times.
Lead changed - 0 times.

GAME 35 • MARCH 22, 2019 • NCAA TOURNAMENT FIRST ROUND
CINCINNATI (72) VS. IOWA (79)
NATIONWIDE ARENA (COLUMBUS, OHIO)

Iowa 79 • 23-11

##	Player		Total	3-Ptr	Rebounds			PF	TP	A	TO	Blk	Stl	Min
			FG-FGA	FG-FGA	FT-FTA	Off	Def							
55	Luka Garza	f	8-11	2-3	2-3	2	5	7	1	20	0	1	0	32
25	Tyler Cook	c	1-9	0-0	3-5	2	3	5	4	5	4	1	0	20
03	Jordan Bohannon	g	5-10	1-4	2-4	0	5	5	1	13	4	2	0	38
04	Isaiah Moss	g	2-5	1-3	0-0	0	1	1	2	5	2	3	0	23
10	Joe Wieskamp	g	6-8	4-6	3-4	0	5	5	1	19	1	2	1	33
01	Maishe Dailey	f	0-0	0-0	0-0	0	1	1	0	0	0	0	0	8
15	Ryan Kriener	f	2-2	0-0	0-0	0	0	0	4	4	1	2	0	13
30	Connor McCaffery	f	1-2	1-2	0-0	0	0	0	0	3	2	1	0	11
51	Nicholas Baer	f	4-6	2-4	0-0	0	4	4	2	10	1	2	0	22
Team						3	2	5						
Totals			29-53	11-22	10-16	7	26	33	15	79	15	14	1	200
FG % 1st Half: 12-27			44.4%	2nd half: 17-26	65.4%	Game: 29-53			54.7%				Deadball	
3FG % 1st Half: 4-11			36.4%	2nd half: 7-11	63.6%	Game: 11-22			50.0%				Rebounds	
FT % 1st Half: 3-4			75.0%	2nd half: 7-12	58.3%	Game: 10-16			62.5%				3	

Cincinnati 72 • 28-7

##	Player		Total	3-Ptr	Rebounds
----	--------	--	-------	-------	----------



2018-19 Cincinnati Basketball
Cincinnati Combined Team Statistics (as of Apr 04, 2019)
All games



Overall record: 28-7 Conf: 14-4 Home: 16-2 Away: 7-4 Neutral: 5-1

#	Player	gp-gs	min	avg	Total		3-Point		F-Throw		Rebounds				pf	dq	a	to	blk	stl	pts	avg
					fg-fga	fg%	3fg-fga	3fg%	ft-fa	ft%	off	def	tot	avg								
34	CUMBERLAND, Jarron	35-35	1136	32.5	207-512	.404	80-206	.388	163-211	.773	40	115	155	4.4	80	1	127	96	14	40	657	18.8
02	WILLIAMS, Keith	35-32	908	25.9	130-288	.451	21-76	.276	65-92	.707	46	65	111	3.2	84	1	38	50	31	39	346	9.9
13	SCOTT, Tre	35-35	1071	30.6	125-265	.472	12-39	.308	64-96	.667	82	158	240	6.9	60	1	52	39	19	29	326	9.3
03	JENIFER, Justin	34-34	889	26.1	98-219	.447	60-135	.444	35-46	.761	6	53	59	1.7	42	0	98	25	0	22	291	8.6
15	BROOME, Cane	35-4	742	21.2	99-250	.396	29-101	.287	63-84	.750	11	47	58	1.7	36	0	77	42	1	22	290	8.3
33	BROOKS, Nysier	35-35	802	22.9	99-185	.535	0-0	.000	84-133	.632	94	127	221	6.3	114	6	14	31	51	13	282	8.1
05	MOORE, Trevor	34-0	402	11.8	27-85	.318	18-68	.265	7-9	.778	14	33	47	1.4	39	0	18	10	1	14	79	2.3
10	FREDERICKS, Rasha	35-0	359	10.3	29-81	.358	8-34	.235	15-20	.750	29	49	78	2.2	28	0	8	12	5	10	81	2.3
20	DIARRA, Mamoudou	20-0	138	6.9	17-42	.405	1-2	.500	10-14	.714	11	27	38	1.9	15	0	6	4	8	5	45	2.3
00	JOHNSON, Logan	32-0	221	6.9	23-49	.469	3-12	.250	14-20	.700	15	23	38	1.2	24	0	21	19	7	11	63	2.0
22	NSOSEME, Eliel	33-0	360	10.9	15-38	.395	0-0	.000	13-32	.406	33	74	107	3.2	39	0	4	11	18	9	43	1.3
31	MARTIN, Sam	6-0	13	2.2	2-2	1.000	0-0	.000	1-1	1.000	0	0	0	0.0	2	0	3	0	0	0	5	0.8
32	KOZ, John	5-0	9	1.8	1-2	.500	0-0	.000	0-0	.000	0	2	2	0.4	0	0	0	1	0	0	2	0.4
Team											67	43	110		1		25					
Total.....		35	7050		872-2018	.432	232-673	.345	534-758	.704	448	816	1264	36.1	564	9	466	365	155	214	2510	71.7
Opponents.....		35	7045		766-1869	.410	284-800	.355	378-570	.663	338	750	1088	31.1	660	-	388	476	126	133	2194	62.7

TEAM STATISTICS	CIN	OPP
SCORING	2510	2194
Points per game	71.7	62.7
Scoring margin	+9.0	-
FIELD GOALS-ATT	872-2018	766-1869
Field goal pct	.432	.410
3 POINT FG-ATT	232-673	284-800
3-point FG pct	.345	.355
3-pt FG made per game	6.6	8.1
FREE THROWS-ATT	534-758	378-570
Free throw pct	.704	.663
F-Throws made per game	15.3	10.8
REBOUNDS	1264	1088
Rebounds per game	36.1	31.1
Rebounding margin	+5.0	-
ASSISTS	466	388
Assists per game	13.3	11.1
TURNOVERS	365	476
Turnovers per game	10.4	13.6
Turnover margin	+3.2	-
Assist/turnover ratio	1.3	0.8
STEALS	214	133
Steals per game	6.1	3.8
BLOCKS	155	126
Blocks per game	4.4	3.6
ATTENDANCE	202610	138911
Home games-Avg/Game	18-11256	11-8579
Neutral site-Avg/Game	-	6-7423

Score by Periods	1st	2nd	OT	Totals
Cincinnati	1197	1289	24	2510
Opponents	1015	1162	17	2194

Date	Opponent		Score	Att.
11/07/18	OHIO ST.	L	56-64	12012
11/13/18	N.C. CENTRAL	W	73-51	10037
11/16/18	MILWAUKEE	W	74-63	10163
11/19/18	WESTERN MICH.	W	78-52	8998
11/23/18	vs George Mason	W	71-55	1250
11/24/18	vs Ole Miss	W	71-57	1250
11/27/18	ARK.-PINE BLUFF	W	105-49	8513
12/01/18	at UNLV	W	65-61	9572
12/04/18	NORTHERN KY.	W	78-65	11218
12/08/18	XAVIER	W	62-47	12513
12/15/18	at Mississippi State	L	59-70	9120
12/19/18	UCLA	W	93-64	12689
12/22/18	SOUTH CAROLINA ST.	W	77-56	11623
* 01/02/19	TULANE	W	93-61	10689
* 01/05/19	at ECU	L	71-73	4238
* 01/10/19	at Tulsa	Wot	70-65	4342
* 01/12/19	UCONN	Wot	74-72	11375
* 01/15/19	SOUTH FLA.	W	82-74	10347
* 01/19/19	at Wichita St.	W	66-55	10254
* 01/24/19	TULSA	W	88-64	10484
* 01/27/19	at Temple	W	72-68	6652
* 02/02/19	SMU	W	73-68	12256
* 02/07/19	at Memphis	W	69-64	16363
* 02/10/19	at Houston	L	58-65	7039
* 02/17/19	WICHITA ST.	W	72-62	12223
* 02/21/19	UCF	W	60-55	12377
* 02/24/19	at UConn	W	64-60	11904
* 02/27/19	at SMU	W	52-49	5747
* 03/02/19	MEMPHIS	W	71-69	12392
* 03/07/19	at UCF	L	55-58	9141
* 03/10/19	HOUSTON	L	69-85	12701
03/15/19	vs SMU	W	82-74	7356
03/16/19	vs Wichita St.	W	66-63	7819
03/17/19	vs Houston	W	69-57	7223
03/22/19	vs Iowa	L	72-79	19641

* = Conference game



2018-19 Cincinnati Basketball
Cincinnati Combined Team Statistics (as of Apr 04, 2019)
Conference games



RECORD:	OVERALL	HOME	AWAY	NEUTRAL
ALL GAMES	14-4	8-1	6-3	0-0
CONFERENCE	14-4	8-1	6-3	0-0
NON-CONFERENCE	0-0	0-0	0-0	0-0

#	Player	gp-gs	min	avg	Total		3-Point		F-Throw		Rebounds				pf	dq	a	to	blk	stl	pts	avg
					fg-fga	fg%	3fg-fga	3fg%	ft-fa	ft%	off	def	tot	avg								
34	CUMBERLAND, Jarron	18-18	631	35.1	106-273	.388	40-110	.364	106-137	.774	24	74	98	5.4	45	0	72	53	6	16	358	19.9
02	WILLIAMS, Keith	18-16	503	27.9	67-157	.427	12-45	.267	40-50	.800	21	31	52	2.9	47	1	23	29	15	22	186	10.3
03	JENIFER, Justin	18-18	460	25.6	51-121	.421	33-78	.423	23-32	.719	2	37	39	2.2	19	0	33	16	0	12	158	8.8
13	SCOTT, Tre	18-18	553	30.7	57-127	.449	7-23	.304	27-44	.614	47	76	123	6.8	30	0	29	21	7	15	148	8.2
15	BROOME, Cane	18-2	380	21.1	48-124	.387	18-57	.316	33-44	.750	5	24	29	1.6	19	0	40	17	1	12	147	8.2
33	BROOKS, Nysier	18-18	408	22.7	46-100	.460	0-0	.000	42-66	.636	56	61	117	6.5	57	2	7	16	30	8	134	7.4
05	MOORE, Trevor	18-0	216	12.0	15-45	.333	12-39	.308	2-4	.500	9	13	22	1.2	22	0	7	3	0	5	44	2.4
20	DIARRA, Mamoudou	11-0	73	6.6	8-22	.364	0-0	.000	6-7	.857	7	13	20	1.8	8	0	3	2	6	4	22	2.0
10	FREDERICKS, Rasha	18-0	166	9.2	9-33	.273	4-16	.250	2-4	.500	14	27	41	2.3	16	0	3	3	1	5	24	1.3
00	JOHNSON, Logan	17-0	83	4.9	9-21	.429	1-6	.167	3-6	.500	8	8	16	0.9	10	0	6	9	3	3	22	1.3
32	KOZ, John	2-0	3	1.5	1-2	.500	0-0	.000	0-0	.000	0	1	1	0.5	0	0	0	0	0	0	2	1.0
22	NSOSEME, Eliel	17-0	171	10.1	4-12	.333	0-0	.000	6-15	.400	9	29	38	2.2	19	0	2	5	10	5	14	0.8
31	MARTIN, Sam	2-0	3	1.5	0-0	.000	0-0	.000	0-0	.000	0	0	0	0.0	0	0	1	0	0	0	0	0.0
Team											31	22	53					17				
Total.....		18	3650		421-1037	.406	127-374	.340	290-409	.709	233	416	649	36.1	292	3	226	191	79	107	1259	69.9
Opponents.....		18	3650		414-983	.421	155-415	.373	184-274	.672	176	413	589	32.7	346	-	212	243	80	63	1167	64.8

TEAM STATISTICS	CIN	OPP
SCORING	1259	1167
Points per game	69.9	64.8
Scoring margin	+5.1	-
FIELD GOALS-ATT	421-1037	414-983
Field goal pct	.406	.421
3 POINT FG-ATT	127-374	155-415
3-point FG pct	.340	.373
3-pt FG made per game	7.1	8.6
FREE THROWS-ATT	290-409	184-274
Free throw pct	.709	.672
F-Throws made per game	16.1	10.2
REBOUNDS	649	589
Rebounds per game	36.1	32.7
Rebounding margin	+3.3	-
ASSISTS	226	212
Assists per game	12.6	11.8
TURNOVERS	191	243
Turnovers per game	10.6	13.5
Turnover margin	+2.9	-
Assist/turnover ratio	1.2	0.9
STEALS	107	63
Steals per game	5.9	3.5
BLOCKS	79	80
Blocks per game	4.4	4.4
ATTENDANCE	104844	75680
Home games-Avg/Game	9-11649	9-8409
Neutral site-Avg/Game	-	0-0

Date	Opponent		Score	Att.
* 01/02/19	TULANE	W	93-61	10689
* 01/05/19	at ECU	L	71-73	4238
* 01/10/19	at Tulsa	Wot	70-65	4342
* 01/12/19	UCONN	Wot	74-72	11375
* 01/15/19	SOUTH FLA.	W	82-74	10347
* 01/19/19	at Wichita St.	W	66-55	10254
* 01/24/19	TULSA	W	88-64	10484
* 01/27/19	at Temple	W	72-68	6652
* 02/02/19	SMU	W	73-68	12256
* 02/07/19	at Memphis	W	69-64	16363
* 02/10/19	at Houston	L	58-65	7039
* 02/17/19	WICHITA ST.	W	72-62	12223
* 02/21/19	UCF	W	60-55	12377
* 02/24/19	at UConn	W	64-60	11904
* 02/27/19	at SMU	W	52-49	5747
* 03/02/19	MEMPHIS	W	71-69	12392
* 03/07/19	at UCF	L	55-58	9141
* 03/10/19	HOUSTON	L	69-85	12701

* = Conference game

Score by Periods	1st	2nd	OT	Totals
Cincinnati	582	653	24	1259
Opponents	540	610	17	1167



2018-19 Cincinnati Basketball
Cincinnati Combined Team Statistics (as of Apr 04, 2019)
AAC Tournament



RECORD:	OVERALL	HOME	AWAY	NEUTRAL
ALL GAMES	3-0	0-0	0-0	3-0
CONFERENCE	0-0	0-0	0-0	0-0
NON-CONFERENCE	3-0	0-0	0-0	3-0

#	Player	gp-gs	min	avg	Total		3-Point		F-Throw		Rebounds				pf	dq	a	to	blk	stl	pts	avg
					fg-fga	fg%	3fg-fga	3fg%	ft-fa	ft%	off	def	tot	avg								
34	CUMBERLAND, Jarron	3-3	103	34.3	24-60	.400	5-19	.263	17-23	.739	7	11	18	6.0	8	0	13	9	1	3	70	23.3
13	SCOTT, Tre	3-3	108	36.0	15-33	.455	3-7	.429	8-12	.667	8	20	28	9.3	3	0	4	1	1	3	41	13.7
15	BROOME, Cane	3-0	60	20.0	9-21	.429	6-11	.545	6-8	.750	1	4	5	1.7	5	0	3	4	0	0	30	10.0
03	JENIFER, Justin	3-3	103	34.3	10-18	.556	7-11	.636	0-0	.000	2	1	3	1.0	3	0	10	2	0	2	27	9.0
33	BROOKS, Nysier	3-3	90	30.0	8-13	.615	0-0	.000	6-16	.375	11	13	24	8.0	10	1	1	2	3	0	22	7.3
02	WILLIAMS, Keith	3-3	72	24.0	6-15	.400	0-2	.000	2-2	1.000	3	4	7	2.3	6	0	2	4	6	3	14	4.7
10	FREDERICKS, Rasha	3-0	18	6.0	3-7	.429	0-0	.000	1-1	1.000	1	5	6	2.0	2	0	0	0	1	0	7	2.3
20	DIARRA, Mamoudou	2-0	13	6.5	1-2	.500	0-0	.000	0-0	.000	1	0	1	0.5	0	0	1	2	1	0	2	1.0
22	NSOSEME, Eliel	2-0	8	4.0	1-1	1.000	0-0	.000	0-2	.000	2	4	6	3.0	2	0	0	0	0	0	2	1.0
05	MOORE, Trevor	3-0	25	8.3	1-5	.200	0-2	.000	0-0	.000	3	2	5	1.7	2	0	0	1	0	0	2	0.7
00	JOHNSON, Logan	1-0	0	0.0	0-0	.000	0-0	.000	0-0	.000	0	0	0	0.0	0	0	0	0	0	0	0	0.0
Team											7	7	14					1				
Total.....		3	600		78-175	.446	21-52	.404	40-64	.625	46	71	117	39.0	41	1	34	26	13	11	217	72.3
Opponents.....		3	600		68-173	.393	23-74	.311	35-50	.700	36	58	94	31.3	52	-	25	26	8	13	194	64.7

TEAM STATISTICS	CIN	OPP
SCORING	217	194
Points per game	72.3	64.7
Scoring margin	+7.7	-
FIELD GOALS-ATT	78-175	68-173
Field goal pct	.446	.393
3 POINT FG-ATT	21-52	23-74
3-point FG pct	.404	.311
3-pt FG made per game	7.0	7.7
FREE THROWS-ATT	40-64	35-50
Free throw pct	.625	.700
F-Throws made per game	13.3	11.7
REBOUNDS	117	94
Rebounds per game	39.0	31.3
Rebounding margin	+7.7	-
ASSISTS	34	25
Assists per game	11.3	8.3
TURNOVERS	26	26
Turnovers per game	8.7	8.7
Turnover margin	+0.0	-
Assist/turnover ratio	1.3	1.0
STEALS	11	13
Steals per game	3.7	4.3
BLOCKS	13	8
Blocks per game	4.3	2.7
ATTENDANCE	0	22398
Home games-Avg/Game	0-0	0-0
Neutral site-Avg/Game	-	3-7466

Date	Opponent		Score	Att.
03/15/19	vs SMU	w	82-74	7356
03/16/19	vs Wichita St.	w	66-63	7819
03/17/19	vs Houston	w	69-57	7223

* = Conference game

Score by Periods	1st	2nd	Totals
Cincinnati	102	115	217
Opponents	100	94	194



2018-19 Cincinnati Basketball
Cincinnati Combined Team Statistics (as of Apr 04, 2019)
NCAA Tournament



RECORD:	OVERALL	HOME	AWAY	NEUTRAL
ALL GAMES	0-1	0-0	0-0	0-1
CONFERENCE	0-0	0-0	0-0	0-0
NON-CONFERENCE	0-1	0-0	0-0	0-1

#	Player	gp-gs	min	avg	Total		3-Point		F-Throw		Rebounds						a	to	blk	stl	pts	avg
					fg-fga	fg%	3fg-fga	3fg%	ft-fa	ft%	off	def	tot	avg	pf	dq						
03	JENIFER, Justin	1-1	35	35.0	7-12	.583	3-7	.429	2-2	1.000	2	2	4	4.0	0	0	2	1	0	0	19	19.0
34	CUMBERLAND, Jarron	1-1	39	39.0	7-17	.412	3-9	.333	1-2	.500	0	1	1	1.0	1	0	4	2	0	1	18	18.0
33	BROOKS, Nysier	1-1	21	21.0	5-8	.625	0-0	.000	1-2	.500	2	3	5	5.0	5	1	0	0	1	0	11	11.0
13	SCOTT, Tre	1-1	37	37.0	4-8	.500	0-1	.000	2-2	1.000	3	4	7	7.0	2	0	0	1	1	1	10	10.0
15	BROOME, Cane	1-0	19	19.0	3-9	.333	0-4	.000	2-4	.500	0	2	2	2.0	0	0	1	1	0	0	8	8.0
02	WILLIAMS, Keith	1-1	27	27.0	2-5	.400	0-2	.000	0-0	.000	2	4	6	6.0	3	0	1	1	0	1	4	4.0
05	MOORE, Trevor	1-0	9	9.0	0-3	.000	0-3	.000	2-2	1.000	0	1	1	1.0	4	0	1	0	0	0	2	2.0
22	NSOSEME, Eliel	1-0	7	7.0	0-1	.000	0-0	.000	0-0	.000	1	0	1	1.0	1	0	0	0	0	1	0	0.0
20	DIARRA, Mamoudou	1-0	3	3.0	0-1	.000	0-0	.000	0-0	.000	0	0	0	0.0	1	0	0	0	0	0	0	0.0
10	FREDERICKS, Rasha	1-0	3	3.0	0-1	.000	0-1	.000	0-0	.000	1	0	1	1.0	0	0	0	0	0	0	0	0.0
00	JOHNSON, Logan	1-0	0	0.0	0-0	.000	0-0	.000	0-0	.000	0	0	0	0.0	1	0	0	0	0	0	0	0.0
Team											1	3	4					1				
Total.....		1	200		28-65	.431	6-27	.222	10-14	.714	12	20	32	32.0	18	1	9	7	2	4	72	72.0
Opponents.....		1	200		29-53	.547	11-22	.500	10-16	.625	7	26	33	33.0	15	-	15	14	1	1	79	79.0

TEAM STATISTICS	CIN	OPP
SCORING	72	79
Points per game	72.0	79.0
Scoring margin	-7.0	-
FIELD GOALS-ATT	28-65	29-53
Field goal pct	.431	.547
3 POINT FG-ATT	6-27	11-22
3-point FG pct	.222	.500
3-pt FG made per game	6.0	11.0
FREE THROWS-ATT	10-14	10-16
Free throw pct	.714	.625
F-Throws made per game	10.0	10.0
REBOUNDS	32	33
Rebounds per game	32.0	33.0
Rebounding margin	-1.0	-
ASSISTS	9	15
Assists per game	9.0	15.0
TURNOVERS	7	14
Turnovers per game	7.0	14.0
Turnover margin	+7.0	-
Assist/turnover ratio	1.3	1.1
STEALS	4	1
Steals per game	4.0	1.0
BLOCKS	2	1
Blocks per game	2.0	1.0
ATTENDANCE	0	19641
Home games-Avg/Game	0-0	0-0
Neutral site-Avg/Game	-	1-19641

Date	Opponent	Score	Att.
03/22/19	vs Iowa	L 72-79	19641

* = Conference game

Score by Periods	1st	2nd	Totals
Cincinnati	36	36	72
Opponents	31	48	79



2018-19 Cincinnati Basketball
Cincinnati Team Game-by-Game Comparison (as of Apr 04, 2019)
All games



Opponent	1st	2nd	Score	Mar	Total FG	FG Pct	3-Pointers	3FG Pct	Free Throws	FT Pct	Rebounds	Assist	T/Over	Block	Steal	Fouls
OHIO ST.	18/27	38/37	56-64	(8)	17-62/20-47	.274/.426	6-26/8-20	.231/.400	16-21/16-22	.762/.727	39/33 +6	12/7	10/13	7/5	4/2	19/22
N.C. CENTRAL	34/19	39/32	73-51	+22	31-53/17-47	.585/.362	5-14/8-17	.357/.471	6-12/9-12	.500/.750	31/26 +5	19/12	13/15	8/1	8/4	13/18
MILWAUKEE	33/33	41/30	74-63	+11	29-58/25-56	.500/.446	4-19/9-23	.211/.391	12-20/4-7	.600/.571	37/25 +12	16/11	8/11	3/0	7/2	7/19
WESTERN MICH.	43/29	35/23	78-52	+26	30-64/15-45	.469/.333	5-13/6-20	.385/.300	13-17/16-31	.765/.516	42/27 +15	19/8	11/17	4/2	10/4	21/18
George Mason	32/23	39/32	71-55	+16	27-53/22-50	.509/.440	2-7/7-23	.286/.304	15-21/4-11	.714/.364	33/20 +13	7/12	13/16	3/3	9/8	14/19
Ole Miss	37/33	34/24	71-57	+14	20-50/19-51	.400/.373	6-14/3-21	.429/.143	25-35/16-17	.714/.941	33/27 +6	9/3	7/11	6/6	4/3	18/26
ARK.-PINE BLUFF	59/22	46/27	105-49	+56	41-64/16-50	.641/.320	11-19/4-21	.579/.190	12-18/13-17	.667/.765	31/29 +2	19/11	14/31	6/0	13/7	17/19
UNLV	33/24	32/37	65-61	+4	24-49/18-51	.490/.353	6-12/7-24	.500/.292	11-16/18-29	.688/.621	31/37 (6)	14/8	17/14	4/4	7/6	23/17
NORTHERN KY.	45/28	33/37	78-65	+13	24-52/24-60	.462/.400	4-13/11-25	.308/.440	26-33/6-15	.788/.400	39/31 +8	15/11	11/13	5/3	6/5	12/22
XAVIER	28/22	34/25	62-47	+15	24-59/18-51	.407/.353	5-18/5-25	.278/.200	9-13/6-9	.692/.667	36/30 +6	16/8	5/12	4/2	4/3	14/14
Mississippi State	32/37	27/33	59-70	(11)	19-51/22-48	.373/.458	3-14/12-23	.214/.522	18-24/14-23	.750/.609	30/34 (4)	9/16	13/13	5/5	6/5	21/18
UCLA	48/31	45/33	93-64	+29	33-63/21-52	.524/.404	12-21/9-26	.571/.346	15-20/13-18	.750/.722	38/25 +13	24/16	6/14	4/5	7/1	17/19
SOUTH CAROLINA ST.	35/16	42/40	77-56	+21	26-63/18-52	.413/.346	9-30/6-21	.300/.286	16-21/14-19	.762/.737	46/28 +18	18/13	13/13	2/1	7/6	17/16
TULANE	52/28	41/33	93-61	+32	32-67/21-57	.478/.368	10-21/9-22	.476/.409	19-23/10-14	.826/.714	36/30 +6	20/14	5/13	8/3	5/1	17/16
ECU	27/36	44/37	71-73	(2)	30-62/24-47	.484/.511	3-19/9-22	.158/.409	8-18/16-23	.444/.696	33/27 +6	11/11	15/12	7/4	6/7	21/16
Tulsa	28/26	30/32	70-65	+5	27-65/19-46	.415/.413	9-31/14-23	.290/.609	7-9/13-21	.778/.619	33/36 (3)	13/17	12/22	4/2	15/4	19/16
UCONN	33/32	29/30	74-72	+2	22-52/24-58	.423/.414	5-17/11-27	.294/.407	25-38/13-16	.658/.813	30/38 (8)	15/11	10/15	3/4	8/4	17/28
SOUTH FLA.	43/31	39/43	82-74	+8	23-51/23-49	.451/.469	7-18/6-18	.389/.333	29-32/22-26	.906/.846	23/27 (4)	14/13	11/21	9/2	12/4	19/26
Wichita St.	24/23	42/32	66-55	+11	18-46/21-52	.391/.404	5-14/8-21	.357/.381	25-35/5-7	.714/.714	36/24 +12	5/11	12/13	6/1	1/4	14/26
TULSA	39/28	49/36	88-64	+24	32-65/24-54	.492/.444	14-29/8-23	.483/.348	10-20/8-19	.500/.421	44/26 +18	20/15	9/10	3/2	4/4	15/15
Temple	25/35	47/33	72-68	+4	22-55/20-48	.400/.417	3-18/9-24	.167/.375	25-37/19-31	.676/.613	46/22 +24	8/10	10/8	3/0	5/4	20/25
SMU	42/35	31/33	73-68	+5	26-54/26-60	.481/.433	10-26/10-28	.385/.357	11-18/6-11	.611/.545	35/32 +3	16/12	11/9	1/3	2/3	10/17
Memphis	29/35	40/29	69-64	+5	23-58/25-56	.397/.446	11-29/10-29	.379/.345	12-22/4-8	.545/.500	38/32 +6	17/15	10/13	3/8	6/5	15/21
Houston	33/34	25/31	58-65	(7)	22-66/26-53	.333/.491	8-21/7-21	.381/.333	6-11/6-10	.545/.600	36/42 (6)	6/11	4/13	2/9	9/3	13/17
WICHITA ST.	34/24	38/38	72-62	+10	20-58/19-71	.345/.268	10-22/9-35	.455/.257	22-28/15-16	.786/.938	42/51 (9)	14/8	10/13	8/6	6/1	15/20
UCF	26/18	34/37	60-55	+5	21-52/21-45	.404/.467	7-14/9-20	.500/.450	11-12/4-7	.917/.571	28/24 +4	13/11	14/17	4/5	3/4	13/11
UConn	32/29	32/31	64-60	+4	22-53/22-56	.415/.393	5-16/3-17	.313/.176	15-16/13-21	.938/.619	40/30 +10	11/7	16/11	4/5	6/5	23/14
SMU	22/28	30/21	52-49	+3	17-64/20-57	.266/.351	4-21/7-24	.190/.292	14-15/2-3	.933/.667	50/35 +15	10/10	8/9	4/10	3/2	11/15
MEMPHIS	37/32	34/37	71-69	+2	22-57/27-56	.386/.482	4-19/8-20	.211/.400	23-36/7-10	.639/.700	38/31 +7	11/16	12/17	4/4	9/2	15/24
UCF	21/29	34/29	55-58	(3)	23-62/22-53	.371/.415	6-18/6-18	.333/.333	3-6/8-13	.500/.615	33/40 (7)	11/7	10/14	2/7	6/1	16/13
HOUSTON	35/37	34/48	69-85	(16)	19-50/30-65	.380/.462	6-21/12-23	.286/.522	25-33/13-18	.758/.722	28/42 (14)	11/13	12/13	4/5	1/5	19/26
SMU	40/38	42/36	82-74	+8	31-61/30-58	.508/.517	9-19/7-16	.474/.438	11-18/7-12	.611/.583	36/28 +8	15/10	8/10	3/2	4/6	11/16
Wichita St.	29/32	37/31	66-63	+3	25-64/19-53	.391/.358	6-16/8-25	.375/.320	10-21/17-20	.476/.850	42/33 +9	13/7	7/9	7/2	5/5	14/17
Houston	33/30	36/27	69-57	+12	22-50/19-62	.440/.306	6-17/8-33	.353/.242	19-25/11-18	.760/.611	39/33 +6	6/8	11/7	3/4	2/2	16/19
Iowa	36/31	36/48	72-79	(7)	28-65/29-53	.431/.547	6-27/11-22	.222/.500	10-14/10-16	.714/.625	32/33 (1)	9/15	7/14	2/1	4/1	18/15

Note: Game totals are displayed in the format TEAM/OPPONENT for each category



2018-19 Cincinnati Basketball
Cincinnati Game-by-Game Highs (as of Apr 04, 2019)
All games



Opponent	Date	Score	Points	Rebounds	Assists	Steals	Blocked shots
OHIO ST.	11/07/18	56-64	22-CUMBERLAND, Ja	6-BROOKS, Nysier NSOSEME, Eliel SCOTT, Tre	5-JENIFER, Justin	1-JENIFER, Justin WILLIAMS, Keith CUMBERLAND, Jar MOORE, Trevor	2-BROOKS, Nysier SCOTT, Tre JOHNSON, Logan
N.C. CENTRAL	11/13/18	73-51	15-WILLIAMS, Keith	7-BROOKS, Nysier	6-JENIFER, Justin	2-JENIFER, Justin CUMBERLAND, Jar WILLIAMS, Keith	3-WILLIAMS, Keith
MILWAUKEE	11/16/18	74-63	17-BROOME, Cane	10-BROOKS, Nysier SCOTT, Tre	6-JOHNSON, Logan	3-BROOME, Cane	2-BROOKS, Nysier
WESTERN MICH.	11/19/18	78-52	27-CUMBERLAND, Ja	10-BROOKS, Nysier	6-CUMBERLAND, Ja	4-WILLIAMS, Keith	2-BROOKS, Nysier
vs George Mason	11/23/18	71-55	21-BROOME, Cane	8-SCOTT, Tre	3-JENIFER, Justin	3-CUMBERLAND, Ja	2-CUMBERLAND, Ja
vs Ole Miss	11/24/18	71-57	25-CUMBERLAND, Ja	9-SCOTT, Tre	4-BROOME, Cane	2-BROOME, Cane	2-CUMBERLAND, Ja SCOTT, Tre
ARK.-PINE BLUFF	11/27/18	105-49	13-JENIFER, Justin	7-SCOTT, Tre	6-CUMBERLAND, Ja	4-JOHNSON, Logan	2-FREDERICKS, Ras
at UNLV	12/01/18	65-61	15-WILLIAMS, Keith	8-NSOSEME, Eliel WILLIAMS, Keith	6-JENIFER, Justin	2-BROOKS, Nysier CUMBERLAND, Jar	2-BROOKS, Nysier NSOSEME, Eliel
NORTHERN KY.	12/04/18	78-65	22-SCOTT, Tre	10-SCOTT, Tre	5-CUMBERLAND, Ja	2-BROOME, Cane	3-BROOKS, Nysier
XAVIER	12/08/18	62-47	19-CUMBERLAND, Ja	10-SCOTT, Tre	9-JENIFER, Justin	2-CUMBERLAND, Ja	2-WILLIAMS, Keith
at Mississippi State	12/15/18	59-70	21-CUMBERLAND, Ja	8-BROOKS, Nysier	4-JENIFER, Justin	2-CUMBERLAND, Ja	2-WILLIAMS, Keith
UCLA	12/19/18	93-64	25-CUMBERLAND, Ja	6-BROOKS, Nysier	5-JENIFER, Justin	2-CUMBERLAND, Ja MOORE, Trevor	2-BROOKS, Nysier
SOUTH CAROLINA ST.	12/22/18	77-56	17-BROOKS, Nysier	8-BROOKS, Nysier	5-JENIFER, Justin	3-CUMBERLAND, Ja FREDERICKS, Ras	1-NSOSEME, Eliel CUMBERLAND, Jar
TULANE	01/02/19	93-61	22-CUMBERLAND, Ja	7-CUMBERLAND, Ja	5-CUMBERLAND, Ja JENIFER, Justin	3-WILLIAMS, Keith	3-WILLIAMS, Keith
at ECU	01/05/19	71-73	18-CUMBERLAND, Ja	9-SCOTT, Tre	4-CUMBERLAND, Ja	2-WILLIAMS, Keith	3-BROOKS, Nysier
at Tulsa	01/10/19	70-65	16-BROOME, Cane	9-SCOTT, Tre	6-BROOME, Cane	3-WILLIAMS, Keith BROOKS, Nysier MOORE, Trevor	3-BROOKS, Nysier
UCONN	01/12/19	74-72	22-CUMBERLAND, Ja	6-BROOKS, Nysier CUMBERLAND, Jar	7-CUMBERLAND, Ja	2-BROOME, Cane CUMBERLAND, Jar WILLIAMS, Keith	2-BROOKS, Nysier
SOUTH FLA.	01/15/19	82-74	34-CUMBERLAND, Ja	6-BROOKS, Nysier	5-BROOME, Cane	4-CUMBERLAND, Ja	4-NSOSEME, Eliel
at Wichita St.	01/19/19	66-55	18-CUMBERLAND, Ja	10-SCOTT, Tre BROOKS, Nysier	2-CUMBERLAND, Ja	1-CUMBERLAND, Ja	2-WILLIAMS, Keith BROOKS, Nysier
TULSA	01/24/19	88-64	23-CUMBERLAND, Ja	11-SCOTT, Tre	5-CUMBERLAND, Ja WILLIAMS, Keith	2-BROOME, Cane	2-BROOKS, Nysier
at Temple	01/27/19	72-68	25-CUMBERLAND, Ja	8-CUMBERLAND, Ja	3-CUMBERLAND, Ja BROOME, Cane	2-JOHNSON, Logan	1-NSOSEME, Eliel BROOKS, Nysier JOHNSON, Logan
SMU	02/02/19	73-68	24-CUMBERLAND, Ja	9-CUMBERLAND, Ja	5-CUMBERLAND, Ja	1-WILLIAMS, Keith BROOME, Cane	1-BROOME, Cane
at Memphis	02/07/19	69-64	17-CUMBERLAND, Ja	9-SCOTT, Tre	6-CUMBERLAND, Ja	2-JENIFER, Justin FREDERICKS, Ras	2-BROOKS, Nysier
at Houston	02/10/19	58-65	27-CUMBERLAND, Ja	10-BROOKS, Nysier	2-BROOME, Cane	4-WILLIAMS, Keith	1-BROOKS, Nysier WILLIAMS, Keith
WICHITA ST.	02/17/19	72-62	27-CUMBERLAND, Ja	8-FREDERICKS, Ras SCOTT, Tre	5-CUMBERLAND, Ja	1-CUMBERLAND, Ja NSOSEME, Eliel SCOTT, Tre BROOKS, Nysier FREDERICKS, Ras JENIFER, Justin	5-BROOKS, Nysier
UCF	02/21/19	60-55	12-WILLIAMS, Keith	7-CUMBERLAND, Ja	6-CUMBERLAND, Ja	1-SCOTT, Tre	2-CUMBERLAND, Ja



2018-19 Cincinnati Basketball
Cincinnati Game-by-Game Highs (as of Apr 04, 2019)
All games



Opponent	Date	Score	Points	Rebounds	Assists	Steals	Blocked shots
			JENIFER, Justin	BROOKS, Nysier		BROOKS, Nysier CUMBERLAND, Jar	
at UConn	02/24/19	64-60	12-WILLIAMS, Keith	8-SCOTT, Tre	4-CUMBERLAND, Ja	2-CUMBERLAND, Ja	1-SCOTT, Tre NSOSEME, Eliel WILLIAMS, Keith DIARRA, Mamoudo
at SMU	02/27/19	52-49	12-CUMBERLAND, Ja	12-BROOKS, Nysier	4-CUMBERLAND, Ja	1-JENIFER, Justin DIARRA, Mamoudo WILLIAMS, Keith	3-BROOKS, Nysier
MEMPHIS	03/02/19	71-69	26-CUMBERLAND, Ja	12-BROOKS, Nysier	3-WILLIAMS, Keith CUMBERLAND, Jar	3-WILLIAMS, Keith	1-CUMBERLAND, Ja WILLIAMS, Keith SCOTT, Tre BROOKS, Nysier
at UCF	03/07/19	55-58	20-SCOTT, Tre	9-SCOTT, Tre	5-CUMBERLAND, Ja	2-BROOME, Cane DIARRA, Mamoudo	1-DIARRA, Mamoudo NSOSEME, Eliel
HOUSTON vs SMU	03/10/19 03/15/19	69-85 82-74	20-CUMBERLAND, Ja 26-CUMBERLAND, Ja	8-SCOTT, Tre 12-SCOTT, Tre	5-BROOME, Cane 8-CUMBERLAND, Ja	1-BROOKS, Nysier 2-SCOTT, Tre	2-BROOKS, Nysier 1-BROOKS, Nysier CUMBERLAND, Jar WILLIAMS, Keith
vs Wichita St.	03/16/19	66-63	13-BROOKS, Nysier	9-BROOKS, Nysier	4-CUMBERLAND, Ja JENIFER, Justin	2-WILLIAMS, Keith	3-WILLIAMS, Keith
vs Houston	03/17/19	69-57	33-CUMBERLAND, Ja	8-CUMBERLAND, Ja SCOTT, Tre	2-SCOTT, Tre JENIFER, Justin	1-CUMBERLAND, Ja WILLIAMS, Keith	2-WILLIAMS, Keith
vs Iowa	03/22/19	72-79	19-JENIFER, Justin	7-SCOTT, Tre	4-CUMBERLAND, Ja	1-SCOTT, Tre WILLIAMS, Keith NSOSEME, Eliel CUMBERLAND, Jar	1-BROOKS, Nysier SCOTT, Tre



2018-19 Cincinnati Basketball
Cincinnati Points-Rebounds-Assists (as of Apr 04, 2019)
All games



				00	02	03	05	10	13	15
Opponent	Date	Score		JOHNSON,LO	WILLIAMS,K	JENIFER,JU	MOORE,TREV	FREDERICKS	SCOTT,TRE	BROOME,CAN
OHIO ST.	11/07/18	56-64	L	2-0-0	4-3-0	5-2-5	2-2-0	1-2-0	8-6-2	5-2-2
N.C. CENTRAL	11/13/18	73-51	w	8-4-2	15-4-3	10-0-6	3-0-1	3-0-1	12-3-2	0-0-0
MILWAUKEE	11/16/18	74-63	w	4-2-6	12-2-1	DNP	0-0-1	0-2-1	15-10-2	17-1-4
WESTERN MICH.	11/19/18	78-52	w	0-0-0	8-5-0	0-1-5	2-2-1	4-4-0	4-3-2	14-5-3
vs George Mason	11/23/18	71-55	w	0-1-0	6-3-0	4-1-3	0-1-0	11-0-0	14-8-1	21-1-2
vs Ole Miss	11/24/18	71-57	w	3-2-1	9-5-0	7-1-0	DNP	3-2-1	9-9-0	9-1-4
ARK.-PINE BLUFF	11/27/18	105-49	w	8-3-2	12-2-2	13-1-2	5-2-4	10-3-1	11-7-1	11-1-0
at UNLV	12/01/18	65-61	w	5-0-0	15-8-0	7-1-6	3-3-1	2-1-1	4-2-0	14-1-4
NORTHERN KY.	12/04/18	78-65	w	2-2-2	10-4-0	10-3-3	0-2-1	2-2-0	22-10-3	4-3-1
XAVIER	12/08/18	62-47	w	0-0-0	16-4-0	7-0-9	3-1-0	0-0-0	10-10-0	3-3-3
at Mississippi State	12/15/18	59-70	L	0-0-0	15-2-2	2-1-4	0-0-0	5-5-0	5-4-0	2-1-3
UCLA	12/19/18	93-64	w	7-1-0	19-3-4	11-0-5	3-3-0	3-4-0	7-5-4	2-2-3
SOUTH CAROLINA ST.	12/22/18	77-56	w	2-7-2	1-1-0	11-2-5	10-3-1	6-5-0	6-5-2	3-1-4
TULANE	01/02/19	93-61	w	0-1-0	10-0-2	18-4-5	0-0-0	9-3-0	7-3-1	17-2-3
at ECU	01/05/19	71-73	L	0-1-0	13-3-0	7-6-3	4-1-0	0-1-1	12-9-3	0-0-0
at Tulsa	01/10/19	70-65	w	1-1-0	14-4-0	2-0-1	9-3-0	0-2-0	12-9-1	16-2-6
UCONN	01/12/19	74-72	w	0-1-0	12-2-1	13-4-0	0-0-0	0-0-0	2-1-3	8-5-2
SOUTH FLA.	01/15/19	82-74	w	0-0-1	11-2-0	10-2-2	0-2-2	0-0-0	12-4-0	3-1-5
at Wichita St.	01/19/19	66-55	w	DNP	14-1-0	17-0-0	0-1-0	0-0-1	5-10-1	4-1-1
TULSA	01/24/19	88-64	w	2-3-1	3-4-5	18-2-4	3-1-0	4-3-1	13-11-1	10-1-3
at Temple	01/27/19	72-68	w	4-3-1	9-5-0	9-3-0	2-5-0	0-0-0	13-6-1	6-3-3
SMU	02/02/19	73-68	w	0-0-0	13-3-1	4-1-3	9-1-1	0-4-0	2-3-2	11-2-3
at Memphis	02/07/19	69-64	w	6-4-2	9-3-1	14-1-2	3-0-1	2-6-0	13-9-3	5-1-1
at Houston	02/10/19	58-65	L	0-0-0	8-4-1	0-0-1	3-1-1	0-3-0	3-3-1	10-3-2
WICHITA ST.	02/17/19	72-62	w	2-1-1	15-3-0	5-4-2	0-0-1	3-8-0	3-8-4	12-2-1
UCF	02/21/19	60-55	w	0-0-0	12-0-1	12-2-3	0-2-0	0-1-0	7-5-2	9-1-1
at UConn	02/24/19	64-60	w	4-0-0	12-6-3	10-1-1	3-1-0	0-1-0	5-8-0	10-3-2
at SMU	02/27/19	52-49	w	0-0-0	8-5-2	6-2-1	3-1-0	6-4-0	4-10-2	5-1-1
MEMPHIS	03/02/19	71-69	w	0-0-0	10-3-3	8-1-2	0-1-1	0-3-0	8-7-1	6-1-1
at UCF	03/07/19	55-58	L	0-0-0	4-3-1	3-3-1	5-1-0	0-2-0	20-9-3	8-0-0
HOUSTON	03/10/19	69-85	L	3-1-0	9-1-2	2-3-2	0-1-0	0-0-0	7-8-0	7-0-5
vs SMU	03/15/19	82-74	w	0-0-0	4-1-0	17-1-4	2-4-0	2-1-0	17-12-1	7-0-0
vs Wichita St.	03/16/19	66-63	w	DNP	6-4-2	7-2-4	0-1-0	5-4-0	12-8-1	8-2-2
vs Houston	03/17/19	69-57	w	DNP	4-2-0	3-0-2	0-0-0	0-1-0	12-8-2	15-3-1
vs Iowa	03/22/19	72-79	L	0-0-0	4-6-1	19-4-2	2-1-1	0-1-0	10-7-0	8-2-1

				20	22	31	32	33	34
Opponent	Date	Score		DIARRA,MAM	NSOSEME,EL	MARTIN,SAM	KOZ,JOHN	BROOKS,NYS	CUMBERLAND
OHIO ST.	11/07/18	56-64	L	DNP	0-6-1	DNP	DNP	7-6-0	22-2-2
N.C. CENTRAL	11/13/18	73-51	w	2-2-0	5-4-0	DNP	DNP	5-7-1	10-2-3
MILWAUKEE	11/16/18	74-63	w	DNP	0-4-0	DNP	DNP	12-10-0	14-5-1
WESTERN MICH.	11/19/18	78-52	w	2-6-1	2-4-0	DNP	DNP	15-10-1	27-0-6
vs George Mason	11/23/18	71-55	w	DNP	1-4-0	DNP	0-0-0	3-3-0	11-6-1
vs Ole Miss	11/24/18	71-57	w	0-1-0	2-2-0	DNP	DNP	4-4-1	25-3-2
ARK.-PINE BLUFF	11/27/18	105-49	w	9-2-0	5-3-0	5-0-1	0-1-0	6-3-0	10-2-6
at UNLV	12/01/18	65-61	w	DNP	3-8-0	DNP	DNP	9-4-0	3-2-2
NORTHERN KY.	12/04/18	78-65	w	DNP	6-8-0	0-0-0	DNP	10-2-0	12-1-5
XAVIER	12/08/18	62-47	w	DNP	0-7-0	0-0-0	DNP	4-4-0	19-4-4
at Mississippi State	12/15/18	59-70	L	DNP	0-2-0	DNP	DNP	9-8-0	21-4-0
UCLA	12/19/18	93-64	w	0-1-1	2-5-1	0-0-1	0-0-0	14-6-3	25-5-2
SOUTH CAROLINA ST.	12/22/18	77-56	w	8-5-0	1-5-0	DNP	DNP	17-8-0	12-2-4
TULANE	01/02/19	93-61	w	4-6-1	4-6-1	0-0-1	2-0-0	0-2-1	22-7-5
at ECU	01/05/19	71-73	L	DNP	2-2-0	DNP	DNP	15-5-0	18-5-4
at Tulsa	01/10/19	70-65	w	0-0-0	0-3-0	DNP	DNP	2-4-1	14-2-4
UCONN	01/12/19	74-72	w	DNP	0-2-1	DNP	DNP	17-6-1	22-6-7
SOUTH FLA.	01/15/19	82-74	w	0-0-0	2-2-0	DNP	DNP	10-6-1	34-2-3
at Wichita St.	01/19/19	66-55	w	0-0-0	0-2-0	DNP	DNP	8-10-0	18-7-2
TULSA	01/24/19	88-64	w	4-1-0	0-2-0	0-0-0	0-1-0	8-7-0	23-4-5
at Temple	01/27/19	72-68	w	0-0-0	2-7-0	DNP	DNP	2-6-0	25-8-3
SMU	02/02/19	73-68	w	DNP	0-5-0	DNP	DNP	10-5-1	24-9-5
at Memphis	02/07/19	69-64	w	0-2-0	DNP	DNP	DNP	0-5-1	17-6-6
at Houston	02/10/19	58-65	L	DNP	0-1-0	DNP	DNP	7-10-0	27-4-0
WICHITA ST.	02/17/19	72-62	w	DNP	2-2-0	DNP	DNP	3-6-0	27-6-5
UCF	02/21/19	60-55	w	DNP	0-0-0	DNP	DNP	9-7-0	11-7-6
at UConn	02/24/19	64-60	w	6-6-1	2-1-0	DNP	DNP	4-5-0	8-5-4
at SMU	02/27/19	52-49	w	0-1-0	0-0-0	DNP	DNP	8-12-0	12-7-4
MEMPHIS	03/02/19	71-69	w	DNP	0-2-0	DNP	DNP	13-12-0	26-6-3
at UCF	03/07/19	55-58	L	3-3-1	0-1-0	DNP	DNP	2-3-0	10-4-5
HOUSTON	03/10/19	69-85	L	5-1-0	0-0-0	DNP	DNP	16-6-1	20-3-1
vs SMU	03/15/19	82-74	w	0-1-1	DNP	DNP	DNP	7-8-1	26-4-8
vs Wichita St.	03/16/19	66-63	w	2-0-0	2-4-0	DNP	DNP	13-9-0	11-6-4
vs Houston	03/17/19	69-57	w	DNP	0-2-0	DNP	DNP	2-7-0	33-8-1
vs Iowa	03/22/19	72-79	L	0-0-0	0-1-0	DNP	DNP	11-5-0	18-1-4



2018-19 Cincinnati Basketball
Cincinnati Season/Career Statistics (as of Apr 04, 2019)
All games



SEASON STATISTICS

CAREER STATISTICS

SUMMARY	gp-gs	min/g	fg%	3fg%	ft%	r/g	a/g	stl	blk	pts/g	gp-gs	min/g	fg%	3fg%	ft%	r/g	a/g	stl	blk	pts/g
CUMBERLAND, Jarron	35-35	32.5	.404	.388	.773	4.4	3.6	40	14	18.8	106-71	26.8	.423	.363	.719	3.6	2.7	111	36	12.9
WILLIAMS, Keith	35-32	25.9	.451	.276	.707	3.2	1.1	39	31	9.9	68-32	18.1	.434	.243	.661	2.2	0.8	54	36	6.6
SCOTT, Tre	35-35	30.6	.472	.308	.667	6.9	1.5	29	19	9.3	106-35	17.7	.492	.302	.617	4.3	1.0	61	41	5.1
JENIFER, Justin	34-34	26.1	.447	.444	.761	1.7	2.9	22	0	8.6	132-67	17.2	.409	.398	.730	1.1	2.2	69	0	4.8
BROOME, Cane	35-4	21.2	.396	.287	.750	1.7	2.2	22	1	8.3	69-7	20.9	.426	.333	.732	1.6	2.5	53	3	8.1
BROOKS, Nysier	35-35	22.9	.535	.000	.632	6.3	0.4	13	51	8.1	103-37	13.8	.524	.000	.609	3.4	0.2	29	93	4.4
MOORE, Trevor	34-0	11.8	.318	.265	.778	1.4	0.5	14	1	2.3	69-0	11.9	.326	.293	.698	1.6	0.5	32	3	2.9
FREDERICKS, Rashaw	35-0	10.3	.358	.235	.750	2.2	0.2	10	5	2.3	35-0	10.3	.358	.235	.750	2.2	0.2	10	5	2.3
DIARRA, Mamoudou	20-0	6.9	.405	.500	.714	1.9	0.3	5	8	2.3	27-0	6.8	.387	.500	.750	1.9	0.3	6	13	2.4
JOHNSON, Logan	32-0	6.9	.469	.250	.700	1.2	0.7	11	7	2.0	32-0	6.9	.469	.250	.700	1.2	0.7	11	7	2.0
NSOSEME, Eliel	33-0	10.9	.395	.000	.406	3.2	0.1	9	18	1.3	62-0	8.5	.441	.000	.327	2.5	0.1	12	29	1.1
MARTIN, Sam	6-0	2.2	1.000	.000	1.000	0.0	0.5	0	0	0.8	16-0	2.0	.286	.000	1.000	0.1	0.3	0	0	0.4
KOZ, John	5-0	1.8	.500	.000	.000	0.4	0.0	0	0	0.4	19-0	1.5	.400	.000	.000	0.3	0.2	0	0	0.2

SCORING	fg-fga	fg%	3fg-fga	3fg%	ft-fta	ft%	pts	pts/g	fg-fga	fg%	3fg-fga	3fg%	ft-fta	ft%	pts	pts/g
CUMBERLAND, Jarron	207-512	.404	80-206	.388	163-211	.773	657	18.8	444-1050	.423	178-490	.363	297-413	.719	1363	12.9
WILLIAMS, Keith	130-288	.451	21-76	.276	65-92	.707	346	9.9	170-392	.434	25-103	.243	82-124	.661	447	6.6
SCOTT, Tre	125-265	.472	12-39	.308	64-96	.667	326	9.3	211-429	.492	13-43	.302	108-175	.617	543	5.1
JENIFER, Justin	98-219	.447	60-135	.444	35-46	.761	291	8.6	206-504	.409	117-294	.398	100-137	.730	629	4.8
BROOME, Cane	99-250	.396	29-101	.287	63-84	.750	290	8.3	194-455	.426	61-183	.333	109-149	.732	558	8.1
BROOKS, Nysier	99-185	.535	0-0	.000	84-133	.632	282	8.1	165-315	.524	0-0	.000	123-202	.609	453	4.4
MOORE, Trevor	27-85	.318	18-68	.265	7-9	.778	79	2.3	62-190	.326	44-150	.293	30-43	.698	198	2.9
FREDERICKS, Rashaw	29-81	.358	8-34	.235	15-20	.750	81	2.3	29-81	.358	8-34	.235	15-20	.750	81	2.3
DIARRA, Mamoudou	17-42	.405	1-2	.500	10-14	.714	45	2.3	24-62	.387	2-4	.500	15-20	.750	65	2.4
JOHNSON, Logan	23-49	.469	3-12	.250	14-20	.700	63	2.0	23-49	.469	3-12	.250	14-20	.700	63	2.0
NSOSEME, Eliel	15-38	.395	0-0	.000	13-32	.406	43	1.3	26-59	.441	0-0	.000	17-52	.327	69	1.1
MARTIN, Sam	2-2	1.000	0-0	.000	1-1	1.000	5	0.8	2-7	.286	0-2	.000	3-3	1.000	7	0.4
KOZ, John	1-2	.500	0-0	.000	0-0	.000	2	0.4	2-5	.400	0-2	.000	0-0	.000	4	0.2

TOTALS	o-reb	d-reb	t-reb	pf	fo	ast	to	a/to	o-reb	d-reb	t-reb	pf	fo	ast	to	a/to
CUMBERLAND, Jarron	40	115	155	80	1	127	96	1.3	121	261	382	219	2	282	195	1.4
WILLIAMS, Keith	46	65	111	84	1	38	50	0.8	61	90	151	107	1	52	77	0.7
SCOTT, Tre	82	158	240	60	1	52	39	1.3	156	300	456	123	1	104	77	1.4
JENIFER, Justin	6	53	59	42	0	98	25	3.9	24	125	149	135	0	291	82	3.5
BROOME, Cane	11	47	58	36	0	77	42	1.8	27	83	110	80	0	172	93	1.8
BROOKS, Nysier	94	127	221	114	6	14	31	0.5	146	209	355	223	7	24	72	0.3
MOORE, Trevor	14	33	47	39	0	18	10	1.8	28	80	108	79	0	32	25	1.3
FREDERICKS, Rashaw	29	49	78	28	0	8	12	0.7	29	49	78	28	0	8	12	0.7
DIARRA, Mamoudou	11	27	38	15	0	6	4	1.5	16	35	51	18	0	8	8	1.0
JOHNSON, Logan	15	23	38	24	0	21	19	1.1	15	23	38	24	0	21	19	1.1
NSOSEME, Eliel	33	74	107	39	0	4	11	0.4	53	103	156	62	0	9	22	0.4
MARTIN, Sam	0	0	0	2	0	3	0	0.0	0	1	1	7	0	5	2	2.5
KOZ, John	0	2	2	0	0	0	1	0.0	1	5	6	0	0	3	2	1.5



2018-19 Cincinnati Basketball
Cincinnati Team High/Low Analysis (as of Apr 04, 2019)
All games



Cincinnati - TEAM GAME HIGHS

POINTS	105	ARK.-PINE BLUFF (11/27/18)
	93	TULANE (01/02/19)
	93	UCLA (12/19/18)
	88	TULSA (01/24/19)
	82	vs SMU (03/15/19)
	82	SOUTH FLA. (01/15/19)
FIELD GOALS MADE	41	ARK.-PINE BLUFF (11/27/18)
	33	UCLA (12/19/18)
FIELD GOAL ATTEMPTS	67	TULANE (01/02/19)
	66	at Houston (02/10/19)
FIELD GOAL PERCENTAGE	.641 (41-64)	ARK.-PINE BLUFF (11/27/18)
	.585 (31-53)	N.C. CENTRAL (11/13/18)
3 PT FIELD GOALS MADE	14	TULSA (01/24/19)
	12	UCLA (12/19/18)
3 PT FG ATTEMPTS	31	at Tulsa (01/10/19)
	30	SOUTH CAROLINA ST. (12/22/18)
3 PT FG PERCENTAGE	.579 (11-19)	ARK.-PINE BLUFF (11/27/18)
	.571 (12-21)	UCLA (12/19/18)
FREE THROWS MADE	29	SOUTH FLA. (01/15/19)
	26	NORTHERN KY. (12/04/18)
FREE THROW ATTEMPTS	38	UConn (01/12/19)
	37	at Temple (01/27/19)
FREE THROW PERCENTAGE	.938 (15-16)	at UConn (02/24/19)
	.933 (14-15)	at SMU (02/27/19)
REBOUNDS	50	at SMU (02/27/19)
	46	at Temple (01/27/19)
	46	SOUTH CAROLINA ST. (12/22/18)
ASSISTS	24	UCLA (12/19/18)
	20	TULSA (01/24/19)
	20	TULANE (01/02/19)
STEALS	15	at Tulsa (01/10/19)
	13	ARK.-PINE BLUFF (11/27/18)
BLOCKED SHOTS	9	SOUTH FLA. (01/15/19)
	8	WICHITA ST. (02/17/19)
	8	TULANE (01/02/19)
	8	N.C. CENTRAL (11/13/18)
TURNOVERS	17	at UNLV (12/01/18)
	16	at UConn (02/24/19)
FOULS	23	at UConn (02/24/19)
	23	at UNLV (12/01/18)



2018-19 Cincinnati Basketball
Cincinnati High/Low Analysis (as of Apr 04, 2019)
All games



Opponent - GAME HIGHS

POINTS	85	HOUSTON (03/10/19)
	79	vs Iowa (03/22/19)
	74	vs SMU (03/15/19)
	74	SOUTH FLA. (01/15/19)
	73	at ECU (01/05/19)
FIELD GOALS MADE	30	vs SMU (03/15/19)
	30	HOUSTON (03/10/19)
FIELD GOAL ATTEMPTS	71	WICHITA ST. (02/17/19)
	65	HOUSTON (03/10/19)
FIELD GOAL PERCENTAGE	.547 (29-53)	vs Iowa (03/22/19)
	.517 (30-58)	vs SMU (03/15/19)
3 PT FIELD GOALS MADE	14	at Tulsa (01/10/19)
	12	HOUSTON (03/10/19)
	12	at Mississippi State (12/15/18)
3 PT FG ATTEMPTS	35	WICHITA ST. (02/17/19)
	33	vs Houston (03/17/19)
3 PT FG PERCENTAGE	.609 (14-23)	at Tulsa (01/10/19)
	.522 (12-23)	HOUSTON (03/10/19)
	.522 (12-23)	at Mississippi State (12/15/18)
FREE THROWS MADE	22	SOUTH FLA. (01/15/19)
	19	at Temple (01/27/19)
FREE THROW ATTEMPTS	31	at Temple (01/27/19)
	31	WESTERN MICH. (11/19/18)
FREE THROW PERCENTAGE	.941 (16-17)	vs Ole Miss (11/24/18)
	.938 (15-16)	WICHITA ST. (02/17/19)
REBOUNDS	51	WICHITA ST. (02/17/19)
	42	HOUSTON (03/10/19)
	42	at Houston (02/10/19)
ASSISTS	17	at Tulsa (01/10/19)
	16	MEMPHIS (03/02/19)
	16	UCLA (12/19/18)
	16	at Mississippi State (12/15/18)
STEALS	8	vs George Mason (11/23/18)
	7	at ECU (01/05/19)
	7	ARK.-PINE BLUFF (11/27/18)
BLOCKED SHOTS	10	at SMU (02/27/19)
	9	at Houston (02/10/19)
TURNOVERS	31	ARK.-PINE BLUFF (11/27/18)
	22	at Tulsa (01/10/19)
FOULS	28	UCONN (01/12/19)
	26	HOUSTON (03/10/19)
	26	at Wichita St. (01/19/19)
	26	SOUTH FLA. (01/15/19)
	26	vs Ole Miss (11/24/18)



2018-19 Cincinnati Basketball
Cincinnati High/Low Analysis (as of Apr 04, 2019)
All games



Cincinnati - GAME LOWS

POINTS	52	at SMU (02/27/19)
	55	at UCF (03/07/19)
	56	OHIO ST. (11/07/18)
	58	at Houston (02/10/19)
	59	at Mississippi State (12/15/18)
FIELD GOALS MADE	17	OHIO ST. (11/07/18)
	17	at SMU (02/27/19)
FIELD GOAL ATTEMPTS	46	at Wichita St. (01/19/19)
	49	at UNLV (12/01/18)
FIELD GOAL PERCENTAGE	.266 (17-64)	at SMU (02/27/19)
	.274 (17-62)	OHIO ST. (11/07/18)
3 PT FIELD GOALS MADE	2	vs George Mason (11/23/18)
	3	at Mississippi State (12/15/18)
	3	at ECU (01/05/19)
	3	at Temple (01/27/19)
3 PT FG ATTEMPTS	7	vs George Mason (11/23/18)
	12	at UNLV (12/01/18)
3 PT FG PERCENTAGE	.158 (3-19)	at ECU (01/05/19)
	.167 (3-18)	at Temple (01/27/19)
FREE THROWS MADE	3	at UCF (03/07/19)
	6	N.C. CENTRAL (11/13/18)
	6	at Houston (02/10/19)
FREE THROW ATTEMPTS	6	at UCF (03/07/19)
	9	at Tulsa (01/10/19)
FREE THROW PERCENTAGE	.444 (8-18)	at ECU (01/05/19)
	.476 (10-21)	vs Wichita St. (03/16/19)
REBOUNDS	23	SOUTH FLA. (01/15/19)
	28	UCF (02/21/19)
	28	HOUSTON (03/10/19)
ASSISTS	5	at Wichita St. (01/19/19)
	6	at Houston (02/10/19)
	6	vs Houston (03/17/19)
STEALS	1	at Wichita St. (01/19/19)
	1	HOUSTON (03/10/19)
BLOCKED SHOTS	1	SMU (02/02/19)
	2	SOUTH CAROLINA ST. (12/22/18)
	2	at Houston (02/10/19)
	2	at UCF (03/07/19)
	2	vs Iowa (03/22/19)
TURNOVERS	4	at Houston (02/10/19)
	5	XAVIER (12/08/18)
	5	TULANE (01/02/19)
FOULS	7	MILWAUKEE (11/16/18)
	10	SMU (02/02/19)



2018-19 Cincinnati Basketball
Cincinnati High/Low Analysis (as of Apr 04, 2019)
All games



Opponent - GAME LOWS

POINTS	47	XAVIER (12/08/18)
	49	ARK.-PINE BLUFF (11/27/18)
	49	at SMU (02/27/19)
	51	N.C. CENTRAL (11/13/18)
	52	WESTERN MICH. (11/19/18)
FIELD GOALS MADE	15	WESTERN MICH. (11/19/18)
	16	ARK.-PINE BLUFF (11/27/18)
FIELD GOAL ATTEMPTS	45	WESTERN MICH. (11/19/18)
	45	UCF (02/21/19)
FIELD GOAL PERCENTAGE	.268 (19-71)	WICHITA ST. (02/17/19)
	.306 (19-62)	vs Houston (03/17/19)
3 PT FIELD GOALS MADE	3	vs Ole Miss (11/24/18)
	3	at UConn (02/24/19)
3 PT FG ATTEMPTS	16	vs SMU (03/15/19)
	17	N.C. CENTRAL (11/13/18)
	17	at UConn (02/24/19)
3 PT FG PERCENTAGE	.143 (3-21)	vs Ole Miss (11/24/18)
	.176 (3-17)	at UConn (02/24/19)
FREE THROWS MADE	2	at SMU (02/27/19)
	4	MILWAUKEE (11/16/18)
	4	vs George Mason (11/23/18)
	4	at Memphis (02/07/19)
	4	UCF (02/21/19)
FREE THROW ATTEMPTS	3	at SMU (02/27/19)
	7	MILWAUKEE (11/16/18)
	7	at Wichita St. (01/19/19)
	7	UCF (02/21/19)
FREE THROW PERCENTAGE	.364 (4-11)	vs George Mason (11/23/18)
	.400 (6-15)	NORTHERN KY. (12/04/18)
REBOUNDS	20	vs George Mason (11/23/18)
	22	at Temple (01/27/19)
ASSISTS	3	vs Ole Miss (11/24/18)
	7	OHIO ST. (11/07/18)
	7	at UConn (02/24/19)
	7	at UCF (03/07/19)
	7	vs Wichita St. (03/16/19)
STEALS	1	UCLA (12/19/18)
	1	TULANE (01/02/19)
	1	WICHITA ST. (02/17/19)
	1	at UCF (03/07/19)
	1	vs Iowa (03/22/19)
BLOCKED SHOTS	0	MILWAUKEE (11/16/18)
	0	ARK.-PINE BLUFF (11/27/18)
	0	at Temple (01/27/19)
TURNOVERS	7	vs Houston (03/17/19)
	8	at Temple (01/27/19)
FOULS	11	UCF (02/21/19)
	13	at UCF (03/07/19)



2018-19 Cincinnati Basketball
Cincinnati Player High/Low Analysis (as of Apr 04, 2019)
All games



Cincinnati - INDIVIDUAL GAME HIGHS

Points	34		CUMBERLAND, Jarron vs South Fla. (01/15/19)
	33		CUMBERLAND, Jarron vs Houston (03/17/19)
	27		CUMBERLAND, Jarron vs Wichita St. (02/17/19)
	27		CUMBERLAND, Jarron at Houston (02/10/19)
	27		CUMBERLAND, Jarron vs Western Mich. (11/19/18)
Field Goals Made	11		CUMBERLAND, Jarron vs Houston (03/17/19)
	11		CUMBERLAND, Jarron vs Western Mich. (11/19/18)
Field Goal Att.	25		CUMBERLAND, Jarron at Houston (02/10/19)
	24		CUMBERLAND, Jarron vs Houston (03/17/19)
FG Pct (min 5 made)	1.000	(6-6)	JENIFER, Justin vs SMU (03/15/19)
	1.000	(6-6)	SCOTT, Tre vs N.C. Central (11/13/18)
	1.000	(5-5)	BROOKS, Nysier vs Milwaukee (11/16/18)
3-Point FG Made	6		CUMBERLAND, Jarron vs Wichita St. (02/17/19)
	6		JENIFER, Justin vs Tulsa (01/24/19)
3-Point FG Att.	10		CUMBERLAND, Jarron vs Wichita St. (02/17/19)
	10		CUMBERLAND, Jarron vs SMU (02/02/19)
	10		JENIFER, Justin vs Tulsa (01/24/19)
	10		CUMBERLAND, Jarron vs Tulsa (01/24/19)
3-Pt FG Pct (min 2 made)	1.000	(5-5)	JENIFER, Justin vs SMU (03/15/19)
	1.000	(2-2)	BROOME, Cane at UConn (02/24/19)
	1.000	(2-2)	WILLIAMS, Keith vs South Fla. (01/15/19)
	1.000	(2-2)	JENIFER, Justin vs Northern Ky. (12/04/18)
	1.000	(2-2)	WILLIAMS, Keith at UNLV (12/01/18)
	1.000	(2-2)	FREDERICKS, Rashawn vs Ark.-Pine Bluff (11/27/18)
	1.000	(2-2)	WILLIAMS, Keith vs Ole Miss (11/24/18)
Free Throws Made	14		CUMBERLAND, Jarron vs South Fla. (01/15/19)
	13		CUMBERLAND, Jarron vs Memphis (03/02/19)
	13		CUMBERLAND, Jarron vs Ole Miss (11/24/18)
Free Throw Att.	17		CUMBERLAND, Jarron at Temple (01/27/19)
	16		CUMBERLAND, Jarron vs Memphis (03/02/19)
	16		CUMBERLAND, Jarron vs South Fla. (01/15/19)
FT Pct (min 3 made)	1.000	(5-5)	CUMBERLAND, Jarron vs Wichita St. (02/17/19)
	1.000	(5-5)	BROOME, Cane vs Tulane (01/02/19)
	1.000	(5-5)	CUMBERLAND, Jarron at Mississippi State (12/15/18)
	1.000	(5-5)	BROOKS, Nysier vs Western Mich. (11/19/18)
	1.000	(4-4)	BROOKS, Nysier vs Houston (03/10/19)
	1.000	(4-4)	WILLIAMS, Keith at SMU (02/27/19)
	1.000	(4-4)	WILLIAMS, Keith at UConn (02/24/19)
	1.000	(4-4)	CUMBERLAND, Jarron vs UCF (02/21/19)
	1.000	(4-4)	WILLIAMS, Keith at Temple (01/27/19)
	1.000	(4-4)	BROOME, Cane at Wichita St. (01/19/19)
	1.000	(4-4)	SCOTT, Tre vs South Fla. (01/15/19)
	1.000	(4-4)	JENIFER, Justin vs South Fla. (01/15/19)
	1.000	(4-4)	FREDERICKS, Rashawn vs South Carolina St. (12/22/18)
	1.000	(4-4)	JENIFER, Justin vs Xavier (12/08/18)
	1.000	(3-3)	DIARRA, Mamoudou vs Houston (03/10/19)
	1.000	(3-3)	BROOME, Cane vs Tulsa (01/24/19)
	1.000	(3-3)	FREDERICKS, Rashawn at Mississippi State (12/15/18)
	1.000	(3-3)	BROOME, Cane vs Western Mich. (11/19/18)
Rebounds	12		SCOTT, Tre vs SMU (03/15/19)
	12		BROOKS, Nysier vs Memphis (03/02/19)
	12		BROOKS, Nysier at SMU (02/27/19)
Assists	9		JENIFER, Justin vs Xavier (12/08/18)

	8	CUMBERLAND, Jarron vs SMU (03/15/19)
Steals	4	WILLIAMS, Keith at Houston (02/10/19)
	4	CUMBERLAND, Jarron vs South Fla. (01/15/19)
	4	JOHNSON, Logan vs Ark.-Pine Bluff (11/27/18)
	4	WILLIAMS, Keith vs Western Mich. (11/19/18)
Blocked Shots	5	BROOKS, Nysier vs Wichita St. (02/17/19)
	4	NSOSEME, Eliel vs South Fla. (01/15/19)
Turnovers	5	CUMBERLAND, Jarron vs Wichita St. (03/16/19)
	5	CUMBERLAND, Jarron at UCF (03/07/19)
	5	WILLIAMS, Keith vs Memphis (03/02/19)
	5	CUMBERLAND, Jarron vs SMU (02/02/19)
	5	CUMBERLAND, Jarron at Mississippi State (12/15/18)
Fouls	5	BROOKS, Nysier vs Iowa (03/22/19)
	5	BROOKS, Nysier vs Wichita St. (03/16/19)
	5	BROOKS, Nysier at UCF (03/07/19)
	5	BROOKS, Nysier at UConn (02/24/19)
	5	WILLIAMS, Keith at Tulsa (01/10/19)
	5	BROOKS, Nysier at Mississippi State (12/15/18)
	5	SCOTT, Tre at UNLV (12/01/18)
	5	CUMBERLAND, Jarron at UNLV (12/01/18)
	5	BROOKS, Nysier vs Ohio St. (11/07/18)



2018-19 Cincinnati Basketball
Cincinnati Opponent High/Low Analysis (as of Apr 04, 2019)
All games



OPPONENT INDIVIDUAL GAME HIGHS

Points	31	Corey Davis Jr. vs Houston (03/10/19)
	28	Jeremiah Martin vs Memphis (03/02/19)
	27	Jahmal McMurray at SMU (02/27/19)
	26	Jeremiah Martin at Memphis (02/07/19)
	26	Laquincy Rideau vs South Fla. (01/15/19)
Field Goals Made	12	Jimmy Whitt Jr. vs SMU (03/15/19)
	10	Corey Davis Jr. vs Houston (03/10/19)
	10	Jahmal McMurray at SMU (02/27/19)
Field Goal Att.	22	Corey Davis Jr. vs Houston (03/10/19)
	22	Jahmal McMurray at SMU (02/27/19)
FG Pct (min 5 made)	.833 (5-6)	Tacko Fall at UCF (03/07/19)
	.833 (5-6)	LEDAY, Seth at ECU (01/05/19)
3-Point FG Made	8	Jeremiah Martin at Memphis (02/07/19)
	6	Jahmal McMurray at SMU (02/27/19)
3-Point FG Att.	14	Jahmal McMurray at SMU (02/27/19)
	14	Jeremiah Martin at Memphis (02/07/19)
3-Pt FG Pct (min 2 made)	1.000 (4-4)	Nate Hinton vs Houston (03/10/19)
	1.000 (4-4)	Carson Warren-Newsom vs Milwaukee (11/16/18)
	1.000 (3-3)	SCOTT, Curran at Tulsa (01/10/19)
	1.000 (3-3)	JEFFRIES, DaQuan at Tulsa (01/10/19)
	1.000 (3-3)	Q Weatherspoon at Mississippi State (12/15/18)
	1.000 (2-2)	Jamarius Burton vs Wichita St. (03/16/19)
	1.000 (2-2)	Frank Bertz vs UCF (02/21/19)
	1.000 (2-2)	Andre Wesson vs Ohio St. (11/07/18)
Free Throws Made	8	Markis McDuffie vs Wichita St. (03/16/19)
	8	Corey Davis Jr. vs Houston (03/10/19)
Free Throw Att.	14	Seth Dugan vs Western Mich. (11/19/18)
	12	Rose,Quinton at Temple (01/27/19)
FT Pct (min 3 made)	1.000 (8-8)	Markis McDuffie vs Wichita St. (03/16/19)
	1.000 (6-6)	Jeremiah Martin vs Memphis (03/02/19)
	1.000 (6-6)	Laquincy Rideau vs South Fla. (01/15/19)
	1.000 (6-6)	Alexis Yetna vs South Fla. (01/15/19)
	1.000 (6-6)	Tyree,B. vs Ole Miss (11/24/18)
	1.000 (5-5)	Christian Vital at UConn (02/24/19)
	1.000 (4-4)	Corey Davis Jr. vs Houston (03/17/19)
	1.000 (4-4)	Jaime Echenique vs Wichita St. (02/17/19)
	1.000 (4-4)	Ian Kinard vs South Carolina St. (12/22/18)
	1.000 (4-4)	Janai Raynor Powell vs South Carolina St. (12/22/18)
	1.000 (4-4)	Terrance Banyard vs Ark.-Pine Bluff (11/27/18)
	1.000 (4-4)	Shuler,D. vs Ole Miss (11/24/18)
	1.000 (4-4)	Rashann London vs N.C. Central (11/13/18)
	1.000 (3-3)	Asbjorn Midtgaard vs Wichita St. (02/17/19)
	1.000 (3-3)	Markis McDuffie vs Wichita St. (02/17/19)
	1.000 (3-3)	McDUFFIE, Markis at Wichita St. (01/19/19)
	1.000 (3-3)	Jalen Adams vs UConn (01/12/19)
Rebounds	13	Dexter Dennis vs Wichita St. (02/17/19)
	12	Armoni Brooks at Houston (02/10/19)
	12	GARDNER, Jayden at ECU (01/05/19)
	12	Raasean Davis vs N.C. Central (11/13/18)
Assists	12	Jaylen Hands vs UCLA (12/19/18)
	9	Lamar Peters at Mississippi State (12/15/18)
Steals	4	Livingston,O. vs George Mason (11/23/18)
	3	Noah Robotham at UNLV (12/01/18)

	3	Kier,J. vs George Mason (11/23/18)
Blocked Shots	5	Tacko Fall vs UCF (02/21/19)
	4	Chris Harris Jr. vs Houston (03/17/19)
	4	Feron Hunt at SMU (02/27/19)
	4	Josh Carlton at UConn (02/24/19)
	4	Brison Gresham at Houston (02/10/19)
Turnovers	7	Shaun Doss vs Ark.-Pine Bluff (11/27/18)
	6	Shakwon Barrett vs Tulane (01/02/19)
	6	Cameron Posey vs Ark.-Pine Bluff (11/27/18)
Fouls	5	Antwann Jones vs Memphis (03/02/19)
	5	Raynere Thornton vs Memphis (03/02/19)
	5	Kyvon Davenport at Memphis (02/07/19)
	5	DENNIS, Dexter at Wichita St. (01/19/19)
	5	Laquincy Rideau vs South Fla. (01/15/19)
	5	Justin Brown vs South Fla. (01/15/19)
	5	Jalen Adams vs UConn (01/12/19)
	5	JEFFRIES, DaQuan at Tulsa (01/10/19)
	5	GARDNER, Jayden at ECU (01/05/19)
	5	LEDAY, Seth at ECU (01/05/19)
	5	Quentin Goodin vs Xavier (12/08/18)
	5	Dantez Walton vs Northern Ky. (12/04/18)
	5	Shakur Juiston at UNLV (12/01/18)
	5	Stevens,B. vs Ole Miss (11/24/18)
	5	Greene,J. vs George Mason (11/23/18)
	5	Kawanise Wilkins vs Western Mich. (11/19/18)
	5	Raasean Davis vs N.C. Central (11/13/18)