

2006 in Review



2006 Season Review
120-121

2006 Final Statistics
122-127

Game Stories and Box Scores
128-134

2006 IN REVIEW

National Awards

Tostitos Fiesta Bowl Team of the Week

vs. Rutgers, Nov. 18

BIG EAST Honors

First Team

Terrill Byrd, DT
Kevin McCullough, LB
Dominic Ross, SS

Second Team

Trevor Canfield, G
Brent Celek, TE
Mike Mickens, CB

BIG EAST Player of the Week

BIG EAST Offensive Player of the Week

Dustin Grutza, QB, vs. Syracuse, Oct. 28

BIG EAST Defensive Player of the Week

Kevin McCullough, LB, vs. USF, Oct. 22
DeAngelo Smith, DB, vs. Rutgers, Nov. 18

BIG EAST Special Teams Player of the Week

Kevin Lovell, K, at Connecticut, Nov. 25

BIG EAST Conference

Football BIG EAST All-Academic Team

Digger Bujnoch, T
Brad Bury, FB
Jon Carpenter, LB
Tony Carvitti, DT
Brent Celek, TE
Chris Flores, C
Kevin Huber, P
Jeff Linkenbach, T
Ryan Manalac, LB
Bill Poland, WR
Dominic Ross, SS
Kurt Shoemaker, WR
Brian Steel, P
Jon Tobin, OL
Cedric Tolbert, S

CoSIDA Academic Honors

ESPN The Magazine Academic All-District IV

First Team

Tony Carvitti, Sr., DT, Cincinnati, Ohio
Bill Poland, Sr., WR, Cincinnati, Ohio

ESPN The Magazine Academic All-District IV

Second Team

Brent Celek, Sr., TE, Cincinnati, Ohio

Cincinnati Team Awards

Claude Rost Award - Most Valuable Player

Brent Celek, TE Sr. Cincinnati, Ohio

John Pease Award - Most Outstanding Lineman

Jeff Reinstatler, C Sr. Fort Thomas, Ky.
Trevor Anderson, DE So. Detroit, Mich.

Brig Owens Award - Most Outstanding Back

Greg Moore, RB Jr. Dayton, Ohio
Kevin McCullough, LB .. Sr. Hudson, Ohio

Outstanding Receiver

Derrick Stewart, WR So. Youngstown, Ohio

C Club Strothman Award - Academic Excellence

Tony Carvitti, DT Sr. Cincinnati, Ohio

Captain's Trophy

Brent Celek, TE Sr. Cincinnati, Ohio
Dominic Ross, S Sr. Marion, Ohio

Jim Kelly Coaches Spirit Award

Bill Poland, WR Sr. Cincinnati, Ohio
Dominic Ross, S Sr. Marion, Ohio

Glenn Sample Community Service Award

Nick Davila, QB Sr. Alto Loma, Calif.

Iron Cat Award - Weight Training

Jon Carpenter, LB Jr. Lancaster, Ohio

Special Teams Player of the Year

Dominick Goodman, WR. So. Cincinnati, Ohio

Newcomer of the Year

Jeff Linkenbach, T Fr. Sandusky, Ohio
Aaron Webster, S Fr. Southfield, Mich.

Offensive Scout Team Player of the Year

John Goebel, RB Fr. Milford, Mich.

Defensive Scout Team Player of the Year

Jason Kelce, LB Fr. Cleveland, Ohio

Special Teams Scout Team Player of the Year

Marshwan Gilyard, DB.. So. Palm Coast, Fla.

International Bowl MVP

Toronto, Canada (Rogers Centre)

W, 27-24 vs. Western Michigan
Dominick Goodman

Postseason Game Participants

Dell East-West Shrine Game

Brent Celek, TE

Texas vs. the Nation All-Star Game

John Bowie, CB



An all-BIG EAST Second Team choice, Brent Celek received the 2006 Claude Rost Award as the Bearcats' Most Valuable Player.



First-team all-BIG EAST linebacker Kevin McCullough garnered BIG EAST Defensive Player of the Week honors after making a sack and returning a fumble 39 yards for a touchdown vs. USF.

The 2006 University of Cincinnati football season could have been something out of a Hollywood movie. No, the Bearcats did not have any standouts drawn from central casting, but they did overcome adversity repeatedly.

Playing the third-most difficult schedule in the country, the Bearcats faced five Top 10 teams and six bowl participants on their 13-game slate. From its 11 days at Camp Higher Ground in August to a January celebration in Toronto, UC football dealt with the gamut of emotions.

With senior reserve quarterback Nick Davila getting the start in his final home game, UC drubbed then-No. 7 Rutgers, the highest-ranked foe ever to fall at Nippert Stadium, 30-11. The following week, Cincinnati came from behind to win at Connecticut and claimed its fifth bowl invitation in seven years.

The script changed two days after the late heroics in East Hartford, when third-year mentor Mark Dantonio and all but one assistant departed abruptly for Michigan State. UC responded quickly by hiring Brian Kelly as its new head coach.

With the benefit of 34 days, and 15 practices to prepare, Kelly maintained the Bearcats' existing playbook for the International Bowl. Cincinnati opened the first-ever bowl game north of the border with an interception return for a touchdown and a pair of 21-yard scoring strikes from Nick Davila to Dominick Goodman and jumped out to a 24-point lead. The Kelly Era, along with the newly created International Bowl, were inaugurated concurrently under the retractable roof at the Rogers Centre with a 27-24 victory over Western Michigan.



Brian Kelly won his debut 34 days after being introduced as head coach at Cincinnati.

Setting the Mood with Defense

After the youth movement in 2005, the UC defense was loaded with experience, having 10 starters back from the previous year. Touted as a formidable group, the undersized unit was one of the toughest in the BIG EAST.

A first-team all-BIG EAST choice, defensive tackle Terrill Byrd keyed the Bearcats' front four. A starter in all 24 games of his career at UC, Byrd took on double teams that allowed defensive ends Trevor Anderson and Anthony Hoke to make plays. Tony Carvitti began a promising senior season with two sacks against Eastern Kentucky, but the former walk-on played in just five games before suffering a knee injury. Adam Hoppel and Thomas Claggett filled the void left by Carvitti.

All-BIG EAST selection Kevin McCullough keyed the linebacking unit. The team leader in tackles (72) and tackles for loss (14.5), McCullough made a 39-yard fumble return for a touchdown against USF. Leo Morgan carded 62 stops from the strong side linebacker spot, while Corey Smith totaled 60 tackles in 12 games.

The team's leader in interceptions with four, Dominic Ross finished his career as a first-team all-BIG EAST selection. Second on the squad with 68 stops, Ross led the secondary. Once again, Mike Mickens found himself among the national leaders in passes defended with 18, including three interceptions. The sophomore cornerback was a second-team all-BIG EAST honoree.

Junior Haruki Nakamura started all 13 games at free safety, while senior cornerback John Bowie started 12. Junior DeAngelo Smith filled in at both corner spots throughout the year and freshman Aaron Webster showed he could make a difference before an injury sidelined him for the bowl game.



Dominic Ross earned First-Team All-BIG EAST honors.

Balanced Offense Suited Strengths

The offense returned eight starters from 2005, but still allowed for position battles early in the season. Most noteworthy was the quarterback battle, where incumbent starter Dustin Grutza, and Nick Davila split the snaps for the first two games. Grutza went on to start 11 of the first 12 games. Grutza threw for 1,632 yards and nine touchdowns, while Davila passed for 1,057 yards and eight scores.

The trio of Greg Moore, Butler Benton, and Bradley Glatthaar shared the rushing duties. Moore paced the Bearcats with 709 yards and four scores. Benton also totaled four touchdowns. Glatthaar finished with 285 yards and two TDs. Doug Jones served as the primary fullback, carrying the ball 11 times and catching 11 passes out of the backfield.

Two-time team captain Brent Celek finished the season with 35 receptions and three touchdowns. Those numbers boosted his career totals to 91 catches, 1,135 receiving yards, and 14 TDs, all UC records for the tight end spot.

Bill Poland, Earnest Jackson, and Dominick Goodman keyed an experienced group of receivers for the passing game. However, it was Derrick Stewart, who in his first year on the field, led the team with 675 receiving yards and a 20.5 yards per catch average. Goodman finished with a team-high 40 pass receptions and shared the team lead with Stewart for touchdown catches at five.

Seniors Jeff Reinstatler and Frank Straub anchored the offensive line. Junior Digger Bujnoch started at right tackle for the second year and Trevor Canfield earned second-team all-BIG EAST accolades at the right guard spot. Redshirt freshman Jeff Linkenbach started all 13 games at left tackle. Juniors Mario Duenas, Chris Flores, and Jeremy Bolton each saw duty up front.



Dustin Grutza completed nine TD passes in 2006.



2006 IN REVIEW

Results

Date	Opponent	(AP/USA Today)	Result	Attend.
Sept. 2	Eastern Kentucky		W 31-0	18,792
Sept. 8	Pittsburgh*		L 15-33	20,611
Sept. 16	at Ohio State	(1/1)	L 7-37	105,037
Sept. 23	at Virginia Tech	(11/10)	L 13-29	66,233
Sept. 30	Miami (OH)		W 24-10	21,248
Oct. 7	Akron		W 20-14	18,123
Oct. 14	at Louisville*	(7/7)	L 17-23	41,549
Oct. 22	South Florida*		W 23-6	15,889
Oct. 28	Syracuse*		W 17-3	20,146
Nov. 11	at West Virginia*	(10/10)	L 24-42	57,174
Nov. 18	Rutgers*	(7/8)	W 30-11	27,804
Nov. 25	at Connecticut*		W 26-23	37,515
Jan. 6	vs. Western Michigan!		W 27-24	26,717

* BIG EAST Conference Game

! International Bowl, Toronto, Canada (Rogers Centre)

Team Statistics

	Cincinnati	Opponents
Scoring	274	255
Points Per Game	21.1	19.6
First Downs	223	198
Rushing	92	70
Passing	121	107
Penalty	10	21
Rushing Yardage	1737	1383
Yards gained rushing	2074	1754
Yards lost rushing	337	371
Rushing Attempts	513	380
Average per Rush	3.4	3.6
Average per Game	133.6	106.4
TDs Rushing	11	13
Passing Yardage	2689	2621
Att.-Comp.-Int.	345-207-17	419-219-14
Average per Pass	7.8	6.3
Average per Catch	13.0	12.0
Average per Game	206.8	201.6
TDs Passing	17	14
Total Offense	4426	4004
Total Plays	858	799
Average per Play	5.2	5.0
Average per Game	340.5	308.0
Kickoff Returns: No.-Yards	36-788	44-878
Kickoff Return Average	21.9	20.0
Punt Returns: No.-Yards	34-251	23-226
Punt Return Average	7.4	9.8
Interception Returns: No.-Yards	14-180	17-209
Interception Return Average	12.9	12.3
Fumbles-Lost	26-12	15-9
Penalties-Yards	88-755	89-647
Average Per Game	58.1	49.8
Punts-Yards	73-2816	77-3061
Average Per Punt	38.6	39.8
Net Punt Average	35.5	36.5
Time of Possession per Game	31:54	28:06
3rd-Down Conversions	80/196	60/180
3rd-Down Pct.	41%	33%
4th-Down Conversions	6/13	4/18
4th-Down Pct.	46%	22%
Sacks by-Yards	31-224	33-192
Miscellaneous Yards	78	0
Season Attendance (Average)	476,838 (36,680)	
Home	142,613 (20,373)	
Road	307,508 (61,502)	
Neutral	26,717	

Scoring	1	2	3	4	OT	Total
Cincinnati	56	64	61	93	—	274
Opponent	32	77	72	74	—	255

Individual Statistics

Rushing	Cl.	G	Att	Gain	Loss	Net	Avg	TD	LG	Avg/G
Moore, Greg	Jr.	13	162	727	18	709	4.4	4	55	54.5
Benton, Butler	Jr.	13	118	521	24	497	4.2	4	43	38.2
Glatthaar, Bradley	Jr.	13	94	306	21	285	3.0	2	20	21.9
Grutza, Dustin	So.	12	85	405	159	246	2.9	0	29	20.5
Jones, Doug	Jr.	13	11	37	4	33	3.0	0	11	2.5
Waugh, Marcus	Fr.	13	2	7	0	7	3.5	0	7	0.5
Ramsey, Jacob	Fr.	13	1	4	0	4	4.0	0	4	0.3
McKenzie, Donnell	Fr.	12	1	3	0	3	3.0	0	3	0.2
Steel, Brian	Sr.	13	1	0	1	-1	-1.0	0	0	-0.1
Stewart, Derrick	So.	13	3	8	12	-4	-1.3	0	6	-0.3
Goodman, Dominick	So.	13	1	0	8	-8	-8.0	0	0	-0.6
Davila, Nick	Sr.	7	28	56	82	-26	-0.9	1	10	-3.7
Team			6	0	8	-8	-1.3	0	0	-0.7
Cincinnati		13	513	2074	337	1737	3.4	11	55	133.6
Opponents		13	380	1754	371	1383	3.6	13	65	106.4

Passing	Cl.	G	Att	Com	Int	Pct.	Yards	TD	Long	Effic.
Grutza, Dustin	So.	12	225	137	13	60.9	1632	9	51	123.46
Davila, Nick	Sr.	7	118	70	3	59.3	1057	8	83	151.85
Cincinnati		13	345	207	17	60.0	2689	17	83	131.88
Opponents		13	419	219	14	52.3	2621	14	80	109.16

Receiving	Cl.	G	Rec.	Yards	Avg	TD	Long	Avg/G
Goodman, Dominick	So.	13	40	452	11.3	5	31	34.8
Celek, Brent	Sr.	13	35	481	13.7	3	83	37.0
Stewart, Derrick	So.	13	33	675	20.5	5	51	51.9
Poland, Bill	Sr.	12	18	180	10.0	1	21	15.0
Jackson, Earnest	Jr.	12	17	223	13.1	0	42	18.6
Barwin, Connor	So.	13	13	148	11.4	2	28	11.4
Moore, Greg	Jr.	13	12	86	7.2	0	20	6.6
Jones, Doug	Jr.	13	11	123	11.2	0	32	9.5
Glatthaar, Bradley	Jr.	13	8	36	4.5	0	9	2.8
Benton, Butler	Jr.	13	7	109	15.6	0	62	8.4
Alli, Kazeem	Fr.	13	6	81	13.5	0	29	6.2
Martin, Jared	Fr.	10	6	73	12.2	1	22	7.3
Giddens, Antwuan	Jr.	5	1	22	22.0	0	22	4.4
Cincinnati		13	207	2689	13.0	17	83	206.8
Opponents		13	219	2621	12.0	14	80	201.6

Total Offense	Cl.	G	Plays	Rush	Pass	Yards	Avg/G
Grutza, Dustin	So.	12	310	246	1632	1878	156.5
Davila, Nick	Sr.	7	146	-26	1057	1031	147.3
Moore, Greg	Jr.	13	162	709	0	709	54.5
Benton, Butler	Jr.	13	118	497	0	497	38.2
Glatthaar, Bradley	Jr.	13	94	285	0	285	21.9
Jones, Doug	Jr.	13	11	33	0	33	2.5
Waugh, Marcus	Fr.	13	2	7	0	7	0.5
Ramsey, Jacob	Fr.	13	1	4	0	4	0.3
McKenzie, Donnell	Fr.	12	1	3	0	3	0.2
Steel, Brian	Sr.	13	1	-1	0	-1	-0.1
Stewart, Derrick	So.	13	3	-4	0	-4	-0.3
Goodman, Dominick	So.	13	1	-8	0	-8	-0.6
Team		13	7	-8	0	-8	-0.7
Cincinnati		13	858	1737	2689	4426	340.5
Opponents		13	799	1383	2621	4004	308.0

Individual Scoring	Cl.	G	TD	FG-A	PAT			Pass	DXP	Sa	Total
					Kick	Run	Rec				
Lovell, Kevin	Sr.	13	0	18-23	28-28	0	0	0-0	0	0	82
Goodman, Dominick	So.	13	5	0	0	0	1	0-0	0	0	32
Stewart, Derrick	So.	13	5	0	0	0	0	0-0	0	0	30
Moore, Greg	Jr.	13	4	0	0	0	0	0-0	0	0	24
Benton, Butler	Jr.	13	4	0	0	0	0	0-0	0	0	24
Celek, Brent	Sr.	13	3	0	0	0	0	0-0	0	0	18
Glatthaar, Bradley	Jr.	13	2	0	0	0	0	0-0	0	0	12
Barwin, Connor	So.	13	2	0	0	0	0	0-0	0	0	12
Poland, Bill	Sr.	12	1	0	0	0	0	0-0	0	0	6
Davila, Nick	Sr.	7	1	0	0	0	0	0-0	0	0	6
Martin, Jared	Fr.	10	1	0	0	0	0	0-0	0	0	6
McCullough, Kevin	Sr.	13	1	0	0	0	0	0-0	0	0	6
Bowie, John	Sr.	13	1	0	0	0	0	0-0	0	0	6
Smith, DeAngelo	So.	13	1	0	0	0	0	0-0	0	0	6
Jackson, Earnest	Jr.	12	0	0	0	0	1	0-0	0	0	2
Team			0	0	0	0	0	0-0	0	1	2
Grutza, Dustin	So.	12	0	0	0	0	0	1-1	0	0	0
Cincinnati		31	18-23	28-28	0	2	2-3	0	1	274	
Opponents		30	14-18	27-28	0	1	1-2	0	2	255	

All-Purpose Yards	Cl.	G	Rush	Rec	PR	KOR	IR	Total	Avg/G
Goodman, Dominick	So.	13	-8	452	6	541	0	991	76.2
Stewart, Derrick	So.	13	-4	675	231	81	0	983	75.6
Moore, Greg	Jr.	13	709	86	0	27	0	822	63.2
Benton, Butler	Jr.	13	497	109	0	0	0	606	46.6
Celek, Brent	Sr.	13	0	481	0	0	0	481	37.0
Glatthaar, Bradley	Jr.	13	285	36	0	0	0	321	24.7
Grutza, Dustin	So.	12	246	0	0	0	0	246	20.5
Jackson, Earnest	Jr.	12	0	223	0	0	0	223	18.6
Poland, Bill	Sr.	12	0	180	0	0	0	180	15.0
Smith, DeAngelo	So.	13	0	0	0	65	95	160	12.3
Jones, Doug	Jr.	13	33	123	0	0	0	156	12.0
Barwin, Connor	So.	13	0	148	0	0	0	148	11.4
Alli, Kazeem	Fr.	13	0	81	0	0	0	81	6.2
Martin, Jared	Fr.	10	0	73	0	0	0	73	7.3
Waugh, Marcus	Fr.	13	7	0	0	42	0	49	3.8
Bowie, John	Sr.	13	0	0	0	0	49	49	3.8
Nakamura, Haruki	Jr.	13	0	0	14	20	14	48	3.7
Giddens, Antwan	Jr.	5	0	22	0	0	0	22	4.4
Ross, Dominic	Sr.	13	0	0	0	0	14	14	1.1
Ferguson, Delbert	So.	12	0	0	0	12	0	12	1.1
Williams, Anthony	Sr.	13	0	0	0	0	4	4	0.3
Ramsey, Jacob	Fr.	12	4	0	0	0	0	4	0.3
McKenzie, Donnell	Fr.	13	3	0	0	0	0	3	0.2
Mickens, Mike	So.	13	0	0	0	0	2	2	0.2
McCullough, Kevin	Sr.	13	0	0	0	0	2	2	0.2
Steel, Kevin	Sr.	13	-1	0	0	0	0	-1	-0.1
Team		11	-8	0	0	0	0	-8	-0.7
Davila, Nick	Sr.	7	-26	0	0	0	0	-26	-3.7
Cincinnati		13	1737	2689	251	788	180	5645	434.2
Opponents		13	1383	2621	226	878	209	5317	409.0

Punting	Cl.	G	No.	Yds	Avg	Long	TB	FC	I-20	Blk
Steel, Brian	Sr.	13	70	2715	38.8	64	7	18	24	0
Huber, Kevin	So.	1	2	101	50.5	51	0	1	0	0
Team		1	1	0	0.0	0	0	0	0	1
Cincinnati		13	73	2816	38.6	64	7	19	24	1
Opponents		13	77	3061	39.8	55	2	19	20	0

Field Goals	Cl.	10-29	30-39	40-49	50+	Total	Long
Lovell, Kevin	Sr.	7-7	6-9	5-7	0-0	18-23	47
Opponents		3-3	5-6	5-6	1-3	14-18	52

Field Goal Sequence	Cincinnati	Opponents
Eastern Kentucky	(34)	53
Pittsburgh	—	(30)
Ohio State	—	(47), (43), (52)
Virginia Tech	(34), (46)	(37), (21)
Miami (OH)	(47)	(49)
Akron	(46), (32), (35)	—
Louisville	(23), (37), (47)	(32), (42), (35)
USF	32, 47	—
Syracuse	(20)	(23)
West Virginia	(40)	44
Rutgers	(32), (19), (27)	31, (34)
Connecticut	(25), (28), (42), (29)	(45)
Western Michigan	(37), (33)	(29), 51

Punt Returns	Cl.	Ret	Yds	Avg	TD	Long
Stewart, Derrick	So.	25	231	9.2	0	49
Nakamura, Haruki	Jr.	5	14	2.8	0	12
Goodman, Dominick	So.	3	6	2.0	0	8
Horton, Antoine	Sr.	1	0	0.0	0	0
Cincinnati		34	251	7.4	0	49
Opponents		23	226	9.6	1	80

Kickoff Returns	Cl.	Ret	Yds	Avg	TD	Long
Goodman, Dominick	So.	21	541	25.8	0	58
Stewart, Derrick	So.	4	81	20.2	0	40
Smith, DeAngelo	So.	4	65	16.2	0	19
Waugh, Marcus	Fr.	3	42	14.0	0	15
Moore, Greg	Jr.	2	27	13.5	0	20
Ferguson, Delbert	So.	1	12	12.0	0	12
Nakamura, Haruki	Jr.	1	20	20.0	0	20
Cincinnati		36	788	21.9	0	58
Opponents		44	878	20.0	0	40

Interceptions	Cl.	Int	Yds	Avg	TD	Long
Ross, Dominic	Sr.	4	14	3.5	0	11
Mickens, Mike	So.	3	2	0.7	0	2
Smith, DeAngelo	So.	2	95	47.5	1	84
Bowie, John	Sr.	2	49	24.5	1	25
Nakamura, Haruki	Jr.	1	14	14.0	0	14
McCullough, Kevin	Sr.	1	2	2.0	0	2
Williams, Anthony	Sr.	1	4	4.0	0	4
Cincinnati		14	180	12.9	2	84
Opponents		17	209	12.3	2	72

Fumble Returns	Cl.	Ret	Yds	Avg	TD	Long
Bowie, John	Sr.	1	24	24.0	0	24
Carvitti, Tony	Sr.	1	15	15.0	0	15
McCullough, Kevin	Sr.	1	39	39.0	1	39
Cincinnati		3	78	26.0	1	39
Opponents		0	0	0	0	0

Kickoffs	No.	Yds	Avg	TB	OB	Ret.	Net	YdLn
Lovell, Kevin	61	3730	61.1	17	3			
Steel, Brian	1	53	53.0	0	0			
Cincinnati	62	3783	61.0	17	3	20.0	41.4	23
Opponents	56	3375	60.3	18	0	21.9	39.8	25



2006 IN REVIEW

Defensive Statistics

	TACKLES					QB Sacks		PASS DEFENSE					FUMBLES		BLOCKED KICKS			
	G	Solo	Ast	Total	TFL -Yds	No. -Yds		INT-Yds	TD	PBU	QBH		Rec-Yds	FF	Punt	FG	PAT	Safety
McCullough, Kevin	13	39	33	72	14.5 -36	2.0 -10		1 -2	0	3	1		1-39	0	0	0	0	0
Ross, Dominic	13	39	29	68	1.0 -1	0 -0		4 -14	0	4	1		0 -0	0	0	0	0	0
Nakamura, Haruki	13	43	23	66	1.0 -4	0 -0		0 -0	0	6	0		0 -0	0	0	0	0	0
Morgan, Leo	13	36	26	62	5.5 -19	1.0 -3		0 -0	0	1	0		0 -0	1	0	0	0	0
Smith, Corey	12	34	26	60	9.0 -35	1.0 -3		0 -0	0	0	5		0 -0	1	0	0	0	0
Mickens, Mike	13	39	20	59	2.5 -8	1.0 -6		3 -2	0	15	1		1 -0	1	0	0	0	0
Anderson, Trevor	13	28	16	44	13.0 -50	6.0 -32		0 -0	0	2	13		1 -0	1	0	0	0	0
Bowie, John	13	24	14	38	2.5 -9	0 -0		2 -49	1	4	0		1-24	0	0	0	0	0
Williams, Anthony	12	19	16	35	4.0 -16	1.0 -8		1 -4	0	2	1		0 -0	2	0	0	0	0
Hoke, Anthony	13	21	14	35	8.5 -46	5.5 -33		0 -0	0	0	3		1 -0	1	0	0	0	0
Byrd, Terrill	13	17	14	31	8.5 -31	3.0 -18		0 -0	0	0	4		0 -0	1	0	0	0	0
Smith, DeAngelo	13	17	6	23	1.5 -3	0 -0		2 -95	1	3	0		2 -0	0	0	0	0	0
Craig, Angelo	13	10	6	16	7.5 -55	4.0 -47		0 -0	0	2	3		1 -0	0	0	0	0	0
Manalac, Ryan	13	10	5	15	1.0 -4	0.5 -4		0 -0	0	2	1		0 -0	0	0	0	0	0
Carvitti, Tony	6	8	7	15	2.0 -17	2.0 -17		0 -0	0	0	4		1-15	0	0	0	0	0
Young, Curtis	12	10	5	15	4.0 -43	3.5 -41		0 -0	0	0	2		0 -0	1	0	0	0	0
Carpenter, Jon	13	5	8	13	0.5 -3	0 -0		0 -0	0	0	1		0 -0	0	0	0	0	0
Webster, Aaron	12	8	5	13	0 -0	0 -0		0 -0	0	0	0		0 -0	0	0	0	0	0
Hoppel, Adam	8	6	6	12	0.5 -2	0.5 -2		0 -0	0	0	2		0 -0	0	0	0	0	0
Tolbert, Cedric	13	3	7	10	0 -0	0 -0		0 -0	0	0	0		0 -0	0	0	0	0	0
Barwin, Connor	13	8	0	8	0 -0	0 -0		0 -0	0	0	0		0 -0	0	0	0	0	0
Horton, Antoine	13	5	3	8	0 -0	0 -0		0 -0	0	0	0		0 -0	0	0	0	0	0
Revels, Andre	7	4	1	5	0 -0	0 -0		0 -0	0	0	0		0 -0	0	0	0	0	0
Sparks, Evan	12	3	2	5	0 -0	0 -0		0 -0	0	0	0		0 -0	0	0	0	0	0
Cornett, Torry	12	1	4	5	0 -0	0 -0		0 -0	0	0	0		0 -0	0	0	0	0	0
Lovell, Kevin	13	2	2	4	0 -0	0 -0		0 -0	0	0	0		0 -0	0	0	0	0	0
DeFilippo, Nick	12	4	0	4	0 -0	0 -0		0 -0	0	0	0		0 -0	0	0	0	0	0
Hall, JaJuan	5	1	2	3	0 -0	0 -0		0 -0	0	0	0		0 -0	0	0	0	0	0
Ramsey, Jacob	13	2	1	3	0 -0	0 -0		0 -0	0	0	0		0 -0	0	0	0	0	0
McKenzie, Donnell	12	1	2	3	0 -0	0 -0		0 -0	0	0	0		0 -0	0	0	0	0	0
Clagett, Thomas	9	1	2	3	0 -0	0 -0		0 -0	0	0	0		0 -0	0	0	0	0	0
Poland, Bill	12	1	1	2	0 -0	0 -0		0 -0	0	0	0		0 -0	0	0	0	0	0
Moore, Greg	13	2	0	2	0 -0	0 -0		0 -0	0	0	0		0 -0	0	0	0	0	0
Farfsing, Patrick	11	1	1	2	0 -0	0 -0		0 -0	0	0	0		0 -0	0	0	0	0	0
Mathews, Ricardo	9	2	0	2	0 -0	0 -0		0 -0	0	0	0		0 -0	0	0	0	0	0
Ferguson, Delbert	11	2	0	2	0 -0	0 -0		0 -0	0	0	0		0 -0	0	0	0	0	0
Alli, Kazeem	13	1	0	1	0 -0	0 -0		0 -0	0	0	0		0 -0	0	0	0	0	0
Goodman, Dominick	13	1	0	1	0 -0	0 -0		0 -0	0	0	0		0 -0	0	0	0	0	0
Nelms, Lamonte	5	1	0	1	0 -0	0 -0		0 -0	0	0	0		0 -0	0	0	0	0	0
Reinstatler, Jeff	13	1	0	1	0 -0	0 -0		0 -0	0	0	0		0 -0	0	0	0	0	0
Jones, Brad	6	1	0	1	0 -0	0 -0		0 -0	0	0	0		0 -0	0	0	0	0	0
Celek, Brent	13	1	0	1	0 -0	0 -0		0 -0	0	0	0		0 -0	0	0	0	0	0
Steel, Brian	13	1	0	1	0 -0	0 -0		0 -0	0	0	0		0 -0	0	0	0	0	0
Grutza, Dustin	12	0	1	1	0 -0	0 -0		0 -0	0	0	0		0 -0	0	0	0	0	0
Stewart, Derrick	13	1	0	1	0 -0	0 -0		0 -0	0	0	0		0 -0	0	0	0	0	0
Team	11		0	0	0 -0	0 -0		0 -0	0	0	0		0 -0	0	0	0	0	1
Cincinnati	13	464	308	772	87-382	31-224		14-180	2	44	42		9-78	10	0	0	0	1
Opponents	13	509	450	959	85-307	33-192		17-209	32	19	12		0-15	0	1	0	0	2

Game-by-Game Statistical Comparison

	Score	First Downs	Rushing				Passing						Total Off.		3rd Dn.	4th Dn.	Poss.	Penalties		Fumbles	Punts	Return
			Att	Yds	Avg	TD	Att	Cmp	Int	Yds	Avg/Att	TD	Plays	Yds	Conv.	Conv.	Time	No.	Yds	No-Lost	No.-Avg	Yards
Cincinnati	31	19	36	129	3.6	2	34	19	0	282	8.3	2	70	411	5-of-12	0-of-0	28:22	10	106	0-0	6-36.3	66
Eastern Kentucky	0	15	31	73	2.4	0	33	17	3	177	5.4	0	64	250	5-of-14	0-of-2	31:38	6	39	0-0	6-35.3	81
Cincinnati	15	16	30	35	1.2	1	40	25	2	221	5.5	1	70	256	4-of-15	1-of-3	31:12	6	38	1-1	9-44.2	179
Pittsburgh	33	13	35	90	2.6	0	21	11	0	267	12.7	3	56	357	1-of-11	0-of-0	28:48	5	41	3-3	8-43.0	132
Cincinnati	7	11	22	-4	-0.2	0	25	20	3	216	8.6	1	47	212	3-of-11	0-of-0	27:01	6	28	1-0	8-32.8	126
Ohio State	37	22	32	166	5.2	2	35	25	0	278	7.9	2	67	444	4-of-12	0-of-0	32:59	8	75	2-0	5-37.4	38
Cincinnati	13	12	38	121	3.2	1	20	14	2	159	7.9	0	58	280	6-of-14	0-of-0	35:06	9	75	2-1	5-30.2	49
Virginia Tech	29	15	33	145	4.4	1	23	11	1	188	8.2	1	56	333	6-of-12	0-of-0	24:54	7	52	1-1	3-39.0	159
Cincinnati	24	15	42	253	6.0	2	11	5	1	43	3.9	1	53	296	6-of-13	0-of-0	27:07	6	41	2-2	6-34.5	159
Miami (OH)	10	12	25	36	1.4	0	48	21	2	190	4.0	0	73	226	5-of-17	0-of-4	32:53	4	32	1-1	6-43.3	164
Cincinnati	20	23	53	194	3.7	1	24	16	1	230	9.6	1	77	424	8-of-17	1-of-1	36:22	7	75	3-2	3-39.0	117
Akron	14	10	19	36	1.9	1	33	16	0	183	5.5	1	52	219	4-of-13	0-of-2	23:38	11	59	0-0	7-42.0	74
Cincinnati	17	19	52	212	4.1	0	28	10	0	129	4.6	2	80	341	11-of-22	1-of-2	36:43	7	65	3-1	6-39.2	125
Louisville	23	22	25	105	4.2	1	37	20	1	324	8.8	1	62	429	3-of-11	0-of-1	23:17	7	60	2-2	4-38.0	40
Cincinnati	23	17	46	191	4.2	2	18	11	0	105	5.8	0	64	296	4-of-14	1-of-2	34:26	5	55	1-0	7-35.6	102
USF	6	13	29	92	3.2	0	36	19	1	127	3.5	1	65	219	3-of-14	2-of-4	25:34	6	35	2-2	6-37.0	83
Cincinnati	17	16	42	147	3.5	1	18	13	2	205	11.4	1	60	352	5-of-13	0-of-2	30:41	4	36	2-0	5-36.8	57
Syracuse	3	12	31	61	2.0	0	29	13	0	119	4.1	0	60	180	6-of-17	0-of-2	29:19	5	41	0-0	8-42.9	50
Cincinnati	24	20	31	57	1.8	0	41	23	3	310	7.6	3	72	367	8-of-17	1-of-2	32:45	11	75	4-1	5-45.4	95
West Virginia	42	13	38	313	8.2	5	14	8	0	98	7.0	1	52	411	5-of-11	0-of-0	27:15	12	102	4-0	5-40.8	164
Cincinnati	30	15	46	125	2.7	1	15	11	0	277	6.6	1	61	402	6-of-14	1-of-1	32:41	7	70	3-3	4-46.0	92
Rutgers	11	14	50	21	2.4	1	42	21	4	288	5.7	0	63	288	7-of-17	1-of-2	27:19	6	45	0-0	5-41.4	147
Cincinnati	26	22	41	151	3.7	0	34	20	1	291	8.6	2	75	442	7-of-18	0-of-0	32:06	8	71	1-0	4-41.5	86
Connecticut	23	15	31	123	4.0	1	24	13	0	172	7.2	1	55	295	5-of-13	0-of-0	27:54	9	62	0-0	7-32.6	148
Cincinnati	27	21	34	126	3.7	0	37	20	2	221	6.0	2	71	347	7-of-16	0-of-0	30:15	2	20	2-1	5-43.6	97
Western Michigan	24	19	29	108	3.7	1	45	24	2	260	5.8	2	74	368	6-of-18	1-of-1	29:45	3	19	0-0	7-41.6	33

Bearcat Game-by-Game Starters

DEFENSE	DE	DT	DT	DE	WLB	MLB	SLB	CB	SS	FS	CB
Eastern Kentucky	Hoke	Byrd	Carvitti	Anderson	Manalac	McCullough	Williams	Mickens	Ross	Nakamura	Bowie
Pittsburgh	Hoke	Byrd	Carvitti	Anderson	Manalac	McCullough	Morgan	Mickens	Ross	Nakamura	Bowie
Ohio State	Hoke	Byrd	Carvitti	Anderson	C. Smith	McCullough	Morgan	Mickens	Ross	Nakamura	Bowie
Virginia Tech	Hoke	Byrd	Carvitti	Anderson	C. Smith	McCullough	Morgan	Mickens	Ross	Nakamura	Bowie
Miami (OH)	Hoke	Byrd	Carvitti	Anderson	C. Smith	McCullough	Morgan	Mickens	Ross	Nakamura	Bowie
Akron	Hoke	Byrd	Anderson	Craig	C. Smith	McCullough	Morgan	Mickens	Ross	Nakamura	Bowie
Louisville	Hoke	Byrd	Young	Anderson	C. Smith	McCullough	Morgan	Mickens	Ross	Nakamura	Bowie
USF	Hoke	Byrd	Hoppel	Anderson	C. Smith	McCullough	Morgan	Mickens	Ross	Nakamura	Bowie
Syracuse	Hoke	Byrd	Young	Anderson	C. Smith	McCullough	Morgan	Mickens	Ross	Nakamura	Bowie
West Virginia	Hoke	Byrd	Hoppel	Anderson	C. Smith	McCullough	Morgan	Mickens	Ross	Nakamura	Bowie
Rutgers	Hoke	Byrd	Hoppel	Anderson	C. Smith	McCullough	Morgan	Mickens	Ross	Nakamura	D. Smith
Connecticut	Hoke	Byrd	Hoppel	Anderson	C. Smith	McCullough	Morgan	Mickens	Ross	Nakamura	Bowie
Western Michigan	Hoke	Byrd	Hoppel	Anderson	C. Smith	McCullough	Morgan	Mickens	Ross	Nakamura	Bowie

OFFENSE	WR	LT	LG	C	RG	RT	TE	WR	QB	FB	RB
Eastern Kentucky	Goodman	Linkenbach	Straub	Flores	Reinstatler	Bujnoch	Celek	Poland	Grutza	Waugh	Benton
Pittsburgh	Goodman	Linkenbach	Straub	Flores	Canfield	Bujnoch	Celek	Poland	Grutza	D. Jones	Benton
Ohio State	Goodman	Linkenbach	Straub	Flores	Canfield	Bujnoch	Celek	Poland	Grutza	Barwin (TE)	Glatthaar
Virginia Tech	Goodman	Linkenbach	Straub	Reinstatler	Canfield	Bujnoch	Celek	Poland	Grutza	D. Jones	Moore
Miami (OH)	Jackson	Linkenbach	Duenas	Reinstatler	Canfield	Bujnoch	Celek	Poland	Grutza	D. Jones	Moore
Akron	Goodman	Linkenbach	Straub	Reinstatler	Canfield	Bujnoch	Celek	Poland	Grutza	Jackson (WR)	Moore
Louisville	Jackson	Linkenbach	Straub	Reinstatler	Canfield	Bujnoch	Celek	Poland	Grutza	D. Jones	Moore
USF	Jackson	Linkenbach	Straub	Reinstatler	Canfield	Bujnoch	Celek	Barwin (TE)	Grutza	D. Jones	Moore
Syracuse	Goodman	Linkenbach	Straub	Reinstatler	Canfield	Bujnoch	Celek	Poland	Grutza	Alli (TE)	Moore
West Virginia	Goodman	Linkenbach	Straub	Reinstatler	Canfield	Bujnoch	Celek	Poland	Grutza	D. Jones	Moore
Rutgers	Goodman	Linkenbach	Straub	Reinstatler	Canfield	Bujnoch	Celek	Poland	Davila	D. Jones	Moore
Connecticut	Goodman	Linkenbach	Straub	Reinstatler	Canfield	Bujnoch	Celek	Stewart	Grutza	Alli (TE)	Benton
Western Michigan	Goodman	Linkenbach	Straub	Reinstatler	Canfield	Bujnoch	Celek	Poland	Davila	Stewart	Moore



2006 IN REVIEW

Cincinnati Long Plays

Rushing.....	55	Greg Moore vs. Miami (OH)
Passing.....	83	Brent Celek from Davila vs. Rutgers
Field Goal.....	47	Kevin Lovell vs. Miami (OH)
Punt.....	64	Brian Steel vs. Pitt
Punt Return.....	49	Derrick Stewart vs. Akron
Kickoff Return.....	58	Dominick Goodman vs. Miami (OH)
Interception Return.....	84	DeAngelo Smith vs. Rutgers
Fumble Return.....	39	Kevin McCullough vs. USF

Cincinnati Individual Highs

Rush Attempts.....	20	Greg Moore vs. Miami (OH)
Net Rushing Yards.....	119	Greg Moore vs. Miami (OH)
Rushing TDs.....	1	Butler Benton vs. ECU
		Bradley Glatthaar vs. ECU
		Bradley Glatthaar vs. Pitt
		Greg Moore at Virginia Tech
		Butler Benton vs. Miami (OH)
		Greg Moore vs. Miami (OH)
		Butler Benton vs. Akron
		Greg Moore vs. USF
		Butler Benton vs. USF
		Greg Moore vs. Syracuse
Pass Attempts.....	35	Dustin Grutza vs. Pitt
Pass Completions.....	21	Dustin Grutza vs. Pitt
Had Intercepted.....	2	Dustin Grutza vs. Pitt
		Dustin Grutza at Ohio State
		Dustin Grutza at Virginia Tech
		Dustin Grutza vs. Syracuse
		Dustin Grutza at West Virginia
Passing Yards.....	277	Nick Davila vs. Rutgers
Passing TDs.....	2	Dustin Grutza at Louisville
		Nick Davila at West Virginia
Receptions.....	9	Derrick Stewart at Connecticut
Receiving Yards.....	166	Derrick Stewart at Connecticut
TD Receptions.....	2	Dominick Goodman vs. ECU
		Connor Barwin at West Virginia
Punts.....	9	Brian Steel vs. Pitt
Punt Average.....	46.0	Brian Steel vs. Rutgers
Punts Inside 20.....	6	Brian Steel vs. Pitt
Punt Returns.....	4	Derrick Stewart (Twice)
		vs. Pitt, vs. Akron
Punt Return Yards.....	71	Derrick Stewart vs. Akron
Kickoff Returns.....	4	Dominick Goodman at Louisville
KOR Yards.....	94	Dominick Goodman at Louisville
FG Attempts.....	4	Kevin Lovell at Connecticut
FG's Made.....	4	Kevin Lovell at Connecticut
Interceptions.....	2	Mike Mickens vs. Rutgers
Interception Yards.....	84	DeAngelo Smith vs. Rutgers
Tackles.....	10	John Bowie vs. Pitt
		Dominic Ross at Louisville
		Kevin McCullough vs. Rutgers
Tackles for Loss.....	4.5	Trevor Anderson at Connecticut
Sacks By.....	2	Tony Carvitti vs. Eastern Kentucky
		Trevor Anderson at Connecticut

Opponent Long Plays

Rushing.....	65	Steve Slaton, West Virginia
Passing.....	80	Tyler Palko to Derek Kenner, Pitt
Field Goal.....	52	Ryan Pretorius, Ohio State
Punt.....	55	Adam Graessle, Pitt
Punt Return.....	80	Ryne Robinson, Miami (OH)
Kickoff Return.....	40	Darius Reynaud, West Virginia
Interception Return.....	72	Victor Harris, Virginia Tech

Opponent Individual Highs

Rush Attempts.....	25	Branden Ore, Virginia Tech
Net Rushing Yards.....	170	Branden Ore, Virginia Tech
Rushing TDs.....	2	Steve Slaton, West Virginia
		Patrick White, West Virginia
Pass Attempts.....	48	Daniel Raudabaugh, Miami (OH)
Pass Completions.....	21	Troy Smith, Ohio State
		Daniel Raudabaugh, Miami (OH)
		Mike Teel, Rutgers
Had Intercepted.....	4	Mike Teel, Rutgers
Passing Yards.....	324	Brian Brohm, Louisville
Passing TDs.....	3	Tyler Palko, Pitt
Receptions.....	9	Kenny Britt, Rutgers
Receiving Yards.....	172	Derek Kinder, Pitt
TD Receptions.....	2	Derek Kinder, Pitt
		Ted Ginn, Ohio State
Punts.....	8	Adam Graessle, Pitt
		Brendan Carney, Syracuse
Punt Average.....	43.3	Jake Richardson, Miami (OH)
Punts Inside 20.....	3	Adam Graessle, Pitt
Punt Return Yards.....	89	Ryne Robinson, Miami (OH)
Kickoff Returns.....	4	Eddie Royal, Virginia Tech
		Andre Dixon, Connecticut
KOR Yards.....	85	Darius Reynaud, West Virginia
FG Attempts.....	3	Art Carmody, Louisville
FGs Made.....	3	Art Carmody, Louisville

Cincinnati Superlatives

Points Scored.....	31	vs. Eastern Kentucky
Low.....	7	at Ohio State
First Downs.....	23	vs. Akron
Low.....	11	at Ohio State
Rushing Plays.....	53	vs. Akron
Low.....	22	at Ohio State
Net Rushing Yards.....	253	vs. Miami (OH)
Low.....	4	at Ohio State
Passing Attempts.....	41	at West Virginia
Low.....	11	vs. Miami (OH)
Passes Completed.....	25	vs. Pittsburgh
Low.....	5	vs. Miami (OH)
Had Intercepted.....	3	Twice: at Ohio State, at West Virginia
Low.....	0	Four times
Passing Yards.....	310	at West Virginia
Low.....	43	vs. Miami (OH)

Red Zone Efficiency (Inside opponent's 20 yard line)

	Result	Times in					Red Zone Failures					Pct.
		Red Zone	Scored	Pts	R-P	FG-FGA	Downs	Int/Fum	End/Half	End/Game		
Eastern Kentucky	W, 31-0	5	5	31	2-2	1-1	0	0/0	0	0	100.0	
Pittsburgh	L, 33-15	3	2	15	1-1	0-0	1	0/0	0	0	66.7	
Ohio State	L, 37-7	0	0	0	0-0	0-0	0	0/0	0	0	—	
Virginia Tech	L, 29-13	4	3	13	1-0	2-2	0	0/1	0	0	66.7	
Miami (OH)	W, 24-10	2	2	14	1-1	0-0	0	0/0	0	0	100.0	
Akron	W, 20-14	4	2	10	1-0	1-2	0	0/0	0	1	50.0	
Louisville	L, 23-17	5	3	17	0-2	1-2	1	0/0	0	0	60.0	
USF	W, 23-6	2	1	7	1-0	0-1	0	0/0	0	0	50.0	
Syracuse	W, 17-3	3	2	10	1-0	1-1	1	0/0	0	0	66.7	
West Virginia	L, 42-24	2	2	11	0-1	1-1	0	0/0	0	0	100.0	
Rutgers	W, 30-11	4	4	16	1-0	3-3	0	0/0	0	0	100.0	
Connecticut	W, 26-23	5	5	23	0-2	3-3	0	0/0	0	0	100.0	
Western Michigan	W, 27-24	3	2	6	0-0	2-2	0	0/1	0	0	66.7	
Cincinnati		42	33	173	9-9	15-18	3	0/2	0	1	78.6	
Opponents		33	27	149	10-7	10-11	2	3/0	0	0	81.8	

Total Offensive Plays.....	80	at Louisville
Low.....	47	at Ohio State
Total Net Offense.....	442	at Connecticut
Low.....	212	at Ohio State
Fumbles.....	4	at West Virginia
Low.....	1	Four times
Fumbles Lost.....	3	vs. Rutgers
Low.....	0	Five times
Penalties.....	11	at West Virginia
Low.....	4	vs. Syracuse
Penalty Yards.....	106	vs. Eastern Kentucky
Low.....	28	at Ohio State
QB Sacks Allowed.....	8	at Ohio State
Low.....	0	vs. Rutgers

Opponent Superlatives

Points Scored.....	42	West Virginia
Low.....	0	Eastern Kentucky
First Downs.....	22	Twice: Ohio State, Louisville
Low.....	10	Akron
Rushing Plays.....	38	West Virginia
Low.....	19	Akron
Net Rushing Yards.....	313	West Virginia
Low.....	36	Twice: Miami (OH), Akron
Passes Attempted.....	48	Miami (OH)
Low.....	14	West Virginia
Passes Completed.....	25	Ohio State
Low.....	8	West Virginia
Had Intercepted.....	4	Rutgers
Low.....	0	Six times
Passing Yards.....	278	Ohio State
Low.....	98	West Virginia
Total Offensive Plays.....	73	Miami (OH)
Low.....	52	Twice: Akron, West Virginia
Total Net Offense.....	444	Ohio State
Low.....	180	Syracuse
Fumbles.....	4	West Virginia
Low.....	0	Five times
Fumbles Lost.....	3	Pittsburgh
Low.....	0	Five times
Penalties.....	12	West Virginia
Low.....	5	Pittsburgh
Penalty Yards.....	102	West Virginia
Low.....	32	Miami (OH)
QB Sacks Allowed.....	4	Four times
Low.....	0	Pittsburgh

Individual Game-by-Game Statistics

RUSHING	Eku		Pitt		Ohio State		Va. Tech		Miami (OH)		Akron		Lou		USF		SYR		Wvu		Rutgers		Conn		Wmu	
	No.	Yds	No.	Yds	No.	Yds	No.	Yds	No.	Yds	No.	Yds	No.	Yds	No.	Yds	No.	Yds	No.	Yds	No.	Yds	No.	Yds	No.	Yds
Moore	10	45	5	11	3	14	16	48	20	119	19	96	15	52	12	66	17	70	10	34	16	56	9	40	10	62
Benton	10	37	5	16	5	13	9	52	8	68	12	27	9	30	11	55	12	46	9	18	8	14	10	59	10	57
Glatthar	11	52	6	31	3	0	3	3	9	43	4	14	11	26	10	28	8	24	4	6	13	27	8	17	4	14
Grutza	2	-8	6	22	9	-29	7	5	4	24	17	75	12	72	9	36	4	8	7	-5	DNP		5	25	3	22
Jones, Doug	0	0	0	0	1	4	1	3	0	0	3	12	0	0	2	5	0	0	0	0	3	5	1	4	0	0
Waugh	0	0	1	0	0	0	1	7	0	0	0	0	0	0	0	0	0	0	0	0	0	0	0	0	0	0
Ramsey	1	4	0	0	0	0	0	0	0	0	0	0	0	0	0	0	0	0	0	0	0	0	0	0	0	0
McKenzie	0	0	0	0	0	0	1	3	0	0	0	0	0	0	0	0	0	0	0	0	0	0	0	0	0	0
Steel	0	0	1	-1	0	0	0	0	0	0	0	0	0	0	0	0	0	0	0	0	0	0	0	0	0	0
Stewart	0	0	1	-12	0	0	0	0	0	0	6	0	2	0	0	0	0	0	0	0	0	0	0	0	0	0
Goodman	0	0	1	-8	0	0	0	0	0	0	0	0	0	0	0	0	0	0	0	0	0	0	0	0	0	0
Davila	2	-1	4	-24	1	-6	DNP		DNP		DNP		DNP		DNP		DNP		1	4	6	23	7	7	7	-29

[illegible]

PASSING — Grutza, Dustin

	Att	Cm	In	Pct	Yards	TD
EKU	15	9	0	.600	161	1
PITT	35	21	2	.600	189	1
OSU	22	18	2	.818	202	1
VT	20	14	2	.700	159	0
MIAMI	11	5	1	.455	43	1
AKR	24	16	1	.667	230	1
LOU	27	10	0	.370	129	2
USF	18	11	0	.611	105	0
SYR	18	13	2	.722	205	1
WVA	24	13	2	.542	143	1
RUT	DNP					
CONN	9	6	1	.667	59	0
WMU	2	1	0	.500	7	0

Passing — Davila, Nick

	Att	Cm	In	Pct	Yards	TD
EKU	19	10	0	.526	121	1
PITT	5	4	0	.800	32	0
OSU	2	2	0	1.000	14	0
VT				DNP		
MIAMI				DNP		
ARK				DNP		
LOU				DNP		
USF				DNP		
SYR				DNP		
WVA	17	10	1	.588	167	2
RUT	15	11	0	.733	277	1
CONN	25	14	1	.560	232	2
WMU	35	19	2	.543	214	2

PUNT AND KICKOFF RETURNS

	Stewart		Goodman		Nakamura		D. Smith		Waugh		Horton		Moore		Ferguson	
	P	KO	P	KO	P	KO	P	KO	P	KO	P	KO	P	KO	P	KO
EKU	1-2	-	-	1-33	2-6	-	-	-	-	-	-	-	-	-	-	-
PITT	4-53	2-31	-	3-71	-	-	-	-	-	-	-	-	-	-	-	-
OSU	1-3	-	-	2-70	-	-	-	-	-	-	-	-	-	-	-	-
VT	2-15	-	-	1-31	-	-	-	-	-	-	-	-	-	-	-	-
MIAMI	3-19	-	-	1-58	-	-	-	2-32	-	-	-	-	-	-	-	-
AKR	4-71	-	-	1-21	16	-	-	1-14	-	-	-	-	-	-	-	-
LOU	1-15	-	-	4-94	-	-	-	1-19	-	-	-	-	-	-	-	-
USF	1-1	1-40	1-8	1-12	2-2	-	-	-	-	-	-	-	-	-	-	-
SYR	3-21	-	-	1-36	-	-	-	-	-	-	-	-	-	-	-	-
WVU	-	-	2-(-2)	3-70	-	-	-	-	-	-	-	-	-	-	-	-
RUT	2-4	-	-	-	-	-	-	-	-	-	1-0	-	-	-	-	-
CONN	2-14	1-10	-	2-27	-	1-20	-	-	-	1-20	-	-	-	-	-	-
WMU	1-13	-	-	1-18	-	-	-	-	-	-	-	-	-	2-27	-	1-12

[illegible]



2006 IN REVIEW

Eastern Kentucky
Cincinnati0
31

Sept. 2, 2006
Nippert Stadium • Cincinnati, Ohio
Attendance: 18,792

Cincinnati's two-quarterback offense produced four touchdowns while the defense recorded its first shutout in 11 seasons as UC blanked Eastern Kentucky, 31-0.

The shutout was UC's first since a 16-0 whitewashing of Virginia Tech on Sept. 16, 1995, a span of 123 games. It was aided in part by drive-snuffing interceptions from Haruki Nakamura, Dominic Ross, and DeAngelo Smith.

Dustin Grutza and Nick Davila each engineered a touchdown drive in the first half. Grutza marched the Bearcats 66 yards in nine plays on UC's second possession of the season to set up Butler Benton's two-yard TD plunge. Davila, who took over in the second quarter, got the Bearcats on the board with a 15-yard pass play to Dominick Goodman just before the half ended.

Grutza added a touchdown with a six-yard toss to Goodman late in the third quarter and was at the controls when Bradley Glatthaar scored from six yards out on the first play of the fourth quarter. Davila generated a clock-killing, 12-play, 71-yard drive in the fourth quarter that set up Kevin Lovell's 34-yard field goal.



Eastern Kentucky	0	0	0	0	—	0
Cincinnati	7	7	7	10	—	31

SCORING SUMMARY

First Quarter

CIN—Butler Benton 2 yd run (Kevin Lovell kick), 7:41

Second Quarter

CIN—Dominick Goodman 15 yd pass from Nick Davila (Kevin Lovell kick), 0:46

Third Quarter

CIN—Dominick Goodman 6 yd pass from Dustin Grutza (Kevin Lovell kick), 4:21

Fourth Quarter

CIN—Bradley Glatthaar 6 yd run (Kevin Lovell kick), 14:48

CIN—FG Kevin Lovell 34 yards, 3:40

TEAM STATISTICS	EASTERN KENTUCKY	CINCINNATI
First Downs	15	19
Rushes-Yards	31-73	36-129
Passing yards	177	282
Passing A-C-I	33-17-3	34-19-0
Total Plays-Yards	64-250	70-411
Punts-Avg.	6-35.3	6-36.3
Fumbles-Lost	0-0	1-0
Penalties-Yards	6-39	10-106
3rd Down Conv.	5-14	5-12
4th Down Conv.	0-2	0-0
Time of Possession	31:38	28:22

Rushing— Eastern Kentucky: Dunn 15-58, C.J. Washington 7-22, Walker 2-14, Holland 1-1, Greco 6-(-20). Cincinnati: Glatthaar 11-52, Moore 10-45, Benton 10-37, Ramsey 1-4, Davila 2-(-1), Grutza 2-(-8).

Passing— Eastern Kentucky: Greco 30-16-3, 159, 0 TD; Holland 3-1-0, 18, 0 TD. Cincinnati: Grutza 15-9-0, 161, 1 TD; Davila 19-10-0, 121, 1 TD.

Receiving— Eastern Kentucky: Bugg 4-58, Williams 4-30, Barber 3-23, Lurry 2-60, Washington 2-2, C.J. Washington 1-6, Dunn 1-(-2). Cincinnati: Celek 6-81, Goodman 4-48, Jackson 3-59, Poland 2-16, Stewart 1-51, Barwin 1-12, Jones 1-8, Glatthaar 1-7.

Pittsburgh
Cincinnati33
15

Sept. 8, 2006
Nippert Stadium • Cincinnati, Ohio
Attendance: 20,611

A misplay and a big play spelled an eventual 33-15 loss by Cincinnati to Pittsburgh in the BIG EAST opener.

The misplay was an interception that set up a Pitt touchdown with 1:49 to go in the first half and broke a scoreless tie. The big play was an 80-yard touchdown strike by Tyler Palko to Derrick Kinder on the first play of the second half.

The Bearcats surrendered a safety on a penalty in the end zone, and a 55-yard Palko bomb on the first play following the free kick. Seven minutes into the third quarter, the Bearcats found themselves staring at a 23-point deficit.

The Bearcats took advantage of a misplay to get onto the scoreboard as a Brian Steel punt was fumbled on the Pitt 17 yard line. Bradley Glatthaar's 1-yard touchdown plunge capped a five-play scoring drive.

Pittsburgh turned a UC fumble into a 30-yard field goal by Conor Lee in the fourth quarter.

The Bearcats added a touchdown when Grutza found Bill Poland for a 15-yard TD toss. Grutza passed to Earnest Jackson for the two-point PAT. In the final seconds, Grutza was intercepted and it was returned 57 yards for a touchdown by Darrelle Revis.



Pittsburgh	0	7	16	10	—	33
Cincinnati	0	0	7	8	—	15

SCORING SUMMARY

Second Quarter

PIT—Oderick Turner 15 yd pass from Tyler Palko (Conor Lee kick), 1:49

Third Quarter

PIT—Derek Kinder 80 yd pass from Tyler Palko (Conor Lee kick), 14:32

PIT—Safety (int. grounding in endzone), 8:33

PIT—Derek Kinder 55-yd pass from Tyler Palko (Conor Lee kick), 8:00

CIN—Bradley Glatthaar 1 yd run (Kevin Lovell kick), 2:41

Fourth Quarter

PIT—FG Conor Lee 30 yd, 7:23

CIN—Bill Poland 15 yd pass from Dustin Grutza (Kevin Lovell kick), 4:35

PIT—Darrelle Revis 57 yd interception return (Conor Lee kick), 0:04

TEAM STATISTICS	PITTSBURGH	CINCINNATI
First Downs	13	16
Rushes-Yards	35-90	30-35
Passing Yards	267	221
Passing A-C-I	21-11-0	40-25-2
Total Plays-Yards	56-357	70-256
Punts-Avg.	8-43.0	9-44.2
Fumbles-Lost	3-3	1-1
Penalties-Yards	5-41	6-38
3rd Down Conv.	1-11	4-15
4th Down Conv.	0-2	1-3
Time of Possession	28:48	31:12

Rushing— Pittsburgh: Brooks 22-67, Collins 6-12, Porter 21-6, Collier 4-4, Palko 2-1. Cincinnati: Glatthaar 6-31, Grutza 6-22, Benton 5-16, Moore 5-11, Waugh 1-0, Steel 1-(-1), Goodman 1-(-8), Stewart 1-(-12), Davila 4-(-24).

Passing— Pittsburgh: Tyler Palko 21-11-0, 267, 3 TD.

Cincinnati: Grutza 35-21-2, 189, 1 TD; Davila 5-4-0, 32, 0 TD.

Receiving— Pittsburgh: Kinder 3-172, Pestano 2-37, Collins 2-19, Turner 1-15, Buches 1-15, Porter 1-5, Brooks 1-4. Cincinnati: Goodman 8-70, Poland 4-47, Celek 3-26, Moore 2-17, Jackson 2-16, Benton 2-14, Glatthaar 2-14, Jones 1-12, Barwin 1-5.

Cincinnati No. 1 Ohio State

7
37

Sept. 16, 2006
Ohio Stadium • Columbus, Ohio
Attendance: 105,037

Cincinnati led through much of the first half and had opportunities to extend the margin, but Ohio State proved too much, taking a 37-7 decision.

Ohio State scored on its first possession of the game on a 47-yard field goal by Aaron Pettrey, but the Bearcats responded with a five-play, 80-yard scoring drive when Dustin Grutza found freshman Jared Martin in the end zone for a 22-yard TD.

The Bearcats failed to take advantage of two other opportunities. Following OSU's second field goal, Dominick Goodman returned the ensuing kickoff 53 yards into Buckeye territory. Ohio State held, then marched 80 yards to take the lead with Troy Smith hitting Ted Ginn, Jr. for a 12-yard TD that gave OSU the lead.

UC advanced to the OSU 42 just before half, before Grutza suffered the first of two interceptions.

Cincinnati	7	0	0	0	—	7
Ohio State	3	10	7	17	—	37

SCORING SUMMARY

First Quarter

OSU—FG Aaron Pettrey 47 yards, 8:46

CIN—Jared Martin 22 yd pass from Dustin Grutza (Kevin Lovell kick), 6:36

Second Quarter

OSU—FG Aaron Pettrey 43 yards, 9:17

OSU—Ted Ginn, Jr. 12 yd pass from Troy Smith (Aaron Pettrey kick), 3:00

Third Quarter

OSU—Ted Ginn, Jr. 9 yd pass from Troy Smith (Aaron Pettrey kick), 7:10

Fourth Quarter

OSU—Antonio Pittman 48 yd run (Aaron Pettrey kick), 9:57

OSU—Maurice Wells 9 yd run (Aaron Pettrey kick), 7:45

OSU—FG Ryan Pretorius 52 yards, 1:14

TEAM STATISTICS

	CINCINNATI	OHIO STATE
First Downs	11	22
Rushes-Yards	22-(-4)	32-166
Passing Yards	216	278
Passing A-C-I	25-20-3	35-25-0
Total Plays-Yards	47-212	67-444
Punts-Avg.	8-32.8	5-37.4
Fumbles-Lost	2-0	1-0
Penalties-Yards	6-28	8-75
3rd Down Conv.	3-11	4-12
4th Down Conv.	0-0	0-0
Time of Possession	27:01	32:59

Rushing— Cincinnati: Moore 3-14, Benton 5-13, Jones 1-4, Glatthaar 3-0, Davila 1-(-6), Grutza 9-(-29). Ohio State: Pittman 16-155, Wells 5-18, Boeckman 2-9, Wells 3-9, Smith 4-0, Ginn 1-(-6), Schoehoft 1-(-19).

Passing— Cincinnati: Grutza 22-18-2, 202, 1 TD; Davila 2-2-0, 14, 0 TD; Poland 1-0-1, 0, 0 TD. Ohio State: Smith 30-21-0, 203, 2 TD; Zwick 3-2-0, 63, 0 TD; Boeckman 1-1-0, 7, 0 TD; Schoehoft 1-1-0, 5, 0 TD.

Receiving— Cincinnati: Stewart 5-64, Celek 3-39, Poland 3-39, Jackson 3-14, Glatthaar 2-4, Martin 1-22, Goodman 1-21, Jones 1-8, Moore 1-5. Ohio State: Gonzalez 5-85, Ginn 5-33, Small 3-41, Nicol 3-36, White 2-15, Pittman 2-7, Hartline 1-27, Robiskie 1-19, Wells 1-10, Hall 1-5, Wells 1-0.



Cincinnati No. 10 Virginia Tech

13
29

Sept. 23, 2006
Lane Stadium • Blacksburg, Va.
Attendance: 66,233

The University of Cincinnati overcame an early deficit to lead No. 10 Virginia Tech at half and at the end of the third quarter before eventually falling, 29-13.

Cincinnati's defense held the Hokies to 14 yards rushing and a mere five points through the first half.

An interception by Dominic Ross set up a 34-yard field goal by Kevin Lovell in the final seconds to give Cincinnati a 10-5 lead at the half.

Virginia Tech opened the second half with a quick touchdown, but UC responded with Lovell's second field goal of the day, this time from 46 yards.

Tech regained the lead on a 21-yard field goal by Brandon Pace early in the fourth quarter, then took the wind out of the Bearcats' sails with an eight-play, 74-yard scoring drive with 8:30 remaining.

Grutza moved UC to the VT 32 before Victor Harris picked off a pass and returned it 72 yards for a TD.

Cincinnati	0	10	3	0	—	13
Virginia Tech	5	0	7	17	—	29

SCORING SUMMARY

First Quarter

VT—Safety, punt blocked out of end zone, 4:54

VT—FG Brandon Pace, 37 yards, 1:09

Second Quarter

CIN—Greg Moore 1 yd run (Kevin Lovell kick), 3:15

CIN—FG Kevin Lovell, 34 yards, 0:58

Third Quarter

VT—Justin Harper 47 yd pass from Sean Glennon (Brandon Pace kick), 13:24

CIN—FG Kevin Lovell, 46 yards, 4:39

Fourth Quarter

VT—FG Brandon Pace, 21 yards, 14:51

VT—Brandon Ore 1 yd run (Brandon Pace kick), 8:30

VT—Victor Harris 72 yd interception return (Brandon Pace kick), 2:01

TEAM STATISTICS

	CINCINNATI	VIRGINIA TECH
First Downs	12	15
Rushes-Yards	38-121	33-145
Passing Yards	159	188
Passing A-C-I	20-14-2	23-11-1
Total Plays-Yards	58-280	56-333
Punts-Avg.	5-30.2	3-39.0
Fumbles-Lost	2-1	1-1
Penalties-Yards	9-75	7-52
3rd Down Conv.	6-14	6-12
4th Down Conv.	0-0	0-0
Time of Possession	35:06	24:54

Rushing— Cincinnati: Benton 9-52, Moore 16-48, Waugh 1-7, Grutza 7-5, Jones 1-3, McKenzie 1-3, Glatthaar 3-3. Virginia Tech: Ore 25-170, Elan 1-2, Royal 1-(-5), Glennon 5-(-21), Team 1-(-1).

Passing— Cincinnati: Grutza 20-14-2, 159, 0 TD. Virginia Tech: Glennon 23-11-1, 188, 1 TD.

Receiving— Cincinnati: Celek 3-45, Barwin 3-36, Moore 3-16, Goodman 2-9, Glatthaar 2-2, Stewart 1-51. Virginia Tech: Morgan 4-27, Harper 2-64, Hyman 2-10, Royal 1-44, Ore 1-34, Boone 1-9.





2006 IN REVIEW

Miami (OH)
Cincinnati10
24

Sept. 30, 2006
Nippert Stadium • Cincinnati, Ohio
Attendance: 21,248

The 111th edition of the Battle for the Bell was determined by the defenses, and Cincinnati's forces held the upper hand in a 24-10 victory over Miami (OH).

UC came up with three turnovers, cashing two of them in for touchdowns.

With UC holding a touchdown lead early in the fourth quarter, John Bowie came up with the pivotal takeaway to thwart a Miami scoring threat. Six plays later, Dustin Grutza found Derrick Stewart for a game-clinching 20-yard TD.

The Bearcats stopped two more RedHawk drives to return the Victory Bell to Cincinnati.

The Bearcat defense overcame a 17-yard punt and a pair of fumbles, surrendering a mere field goal, in the first quarter.

Dominick Goodman's 58-yard kickoff return brought life into the Bearcats, who scored one play later on Butler Benton's 37-yard jaunt around the right end. On Miami's next possession, Tony Carvitti came up with a fumble and returned it 15 yards to the Miami 11. Greg Moore took over from there with three straight carries, the final from two yards out, giving UC a 14-3 lead.

Kevin Lovell capped a late first-half drive with a 47-yard field goal for a 17-3 halftime advantage. Miami's lone touchdown came on Ryne Robinson's 80-yard punt return.

Miami (OH)	3	0	7	0	—	10
Cincinnati	14	3	0	7	—	24

SCORING SUMMARY

First Quarter

MIA—FG Trevor Cook, 49 yards, 3:27

CIN—Butler Benton 27-yd run (Kevin Lovell kick), 2:46

CIN—Greg Moore 2 yd run (Kevin Lovell kick), 0:17

Second Quarter

CIN—FG Kevin Lovell 47 yards, 1:00

Third Quarter

MIA—Ryne Robinson 80 yd punt return (Trevor Cook kick), 7:15

Fourth Quarter

CIN—Derrick Stewart 20 yd pass from Dustin Grutza (Kevin Lovell kick), 11:15

TEAM STATISTICS	MIAMI (OH)	CINCINNATI
First Downs	15	12
Rushes-Yards	25-36	42-253
Passing Yards	190	43
Passing A-C-I	48-21-2	11-5-1
Total Plays-Yards	73-226	53-296
Punts-Avg.	6-43.3	6-34.5
Fumbles-Lost	1-1	2-2
Penalties-Yards	4-32	6-41
3rd Down Conv.	5-17	6-13
4th Down Conv.	0-4	0-0
Time of Possession	32:53	27:07

Rushing—Miami (OH): Murphy 13-59, Sykes 2-1, Raudabaugh 10-(-24).

Cincinnati: Moore 20-119, Benton 8-68, Glatthaar 9-43, Grutza 4-24, Team 1-(-1).

Passing—Miami (OH): Raudabaugh 47-21-2, 190, 0 TD. Cincinnati: Grutza 11-5-1, 43, 1 TD.

Receiving—Miami (OH): Robinson 4-52, Murphy 4-0, Crabtree 3-38, McVay 3-25, Busing 3-23, Woods 2-34, O'Bryan 1-11, Corbin 1-7. Cincinnati: Stewart 2-22, Celek 2-15, Jones 1-6.

Akron
Cincinnati14
20

Oct. 7, 2006
Nippert Stadium • Cincinnati, Ohio
Attendance: 18,123

Cincinnati overcame a sluggish start and fought back from an early 14-point deficit to defeat Akron, 20-14.

Butler Benton scampered around left end for a seven-yard touchdown run with 12:54 remaining in the game to give UC its first lead. The Bearcat defense held Akron to just 34 yards over the final three quarters for the win.

The Zips scored touchdowns on their first two possessions and were on the threshold of a third score when the Bearcats held on downs on their 19. The defensive stop seemed to kick-start UC, which marched downfield to get on the scoreboard with a 46-yard Kevin Lovell field goal. On the second UC scoring drive, Brent Celek made a catch on fourth down and broke two tackles en route to a 26-yard touchdown.

Lovell kicked a 35-yard field goal in the third period. An 82-yard punt return for a touchdown by Derrick Stewart was nullified by penalty, but UC rebounded with the go-ahead scoring drive.

Akron	14	0	0	0	—	14
Cincinnati	0	10	3	7	—	20

SCORING SUMMARY

First Quarter

AKR—Jabari Arthur 3 yd pass from Luke Getsy (McClain, Jon kick), 7:28

AKR—Andre Walker 1 yd run (McClain, Jon kick), 3:55

Second Quarter

CIN—FG Kevin Lovell 46 yd, 12:13

CIN—Brent Celek 26 yd pass from Dustin Dustin (Kevin Lovell kick), 8:24

Third Quarter

CIN—FG Kevin Lovell 35 yd, 5:17

Fourth Quarter

CIN—Butler Benton 7 yd run (Kevin Lovell kick), 12:54

TEAM STATISTICS

	AKRON	CINCINNATI
First Downs	10	23
Rushes-Yards	19-36	53-194
Passing Yards	183	230
Passing A-C-I	33-16-0	24-16-1
Total Plays-Yards	52-219	77-424
Punts-Avg.	7-42.0	3-39.0
Fumbles-Lost	0-0	3-2
Penalties-Yards	11-59	7-75
3rd Down Conv.	4-13	8-17
4th Down Conv.	0-2	1-1
Time of Possession	23:38	36:22

Rushing—Akron: Kennedy 13-31, Walker 3-15, Getsy 3-(-8). Cincinnati: Grutza 12-72, Moore 15-52, Benton 9-30, Glatthaar 11-26, Jones 3-12, Stewart 1-6, Team 2-(-4).

Passing—Akron: Getsy 33-16-0, 183, 1 TD. Cincinnati: Grutza 24-16-1, 230, 1 TD.

Receiving—Akron: Kennedy 5-32, Harvey 4-83, Arthur 2-36, Lindsay 2-10, Poindexter 1-10, Long 1-8, Kasperek 1-4. Cincinnati: Celek 4-60, Jones 3-61, Stewart 3-41, Jackson 2-26, Alli 1-29, Poland 1-14, Barwin 1-1, Benton 1-(-2).



Cincinnati No. 7 Louisville

17
23

Oct. 14, 2006
Papa John's Cardinal Stadium • Louisville, Ky.
Attendance: 41,549

Cincinnati almost pulled off the biggest upset of the college football weekend in their 23-16 loss at Louisville.

The Bearcats were on the Louisville 16-yard line with 17 seconds left, but were unable to bring home the Keg of Nails.

Dustin Grutza rallied the Bearcats' offense with his arm, throwing two touchdown tosses, and his timely running. His 29-yard run was the key play in the late scoring drive that narrowed the deficit to 23-17. Grutza capped the drive with an 18-yard touchdown toss to Derrick Stewart.

UC took possession with 2:38 to play on its own eight-yard line, marching to the UofL red zone, but coming away empty on three pass attempts into the end zone.

The Bearcats took advantage of a fumble recovery by DeAngelo Smith to tally a 23-yard field goal by Kevin Lovell in the first quarter. UC took a 10-3 lead in the second quarter on Grutza's eight-yard pass to Brent Celek.

Louisville scored 10 points in the final three minutes of the half and held a 23-10 lead with 6:09 to play. Brian Brohm tossed a TD pass to Gary Barnidge in the second quarter. Brohm's 59-yard pass to Barnidge set up Anthony Allen's 17-yard touchdown run in the third period.



Cincinnati	3	7	0	7	—	17
Louisville	0	13	7	3	—	23

SCORING SUMMARY

First Quarter

CIN—FG Kevin Lovell 23 yards, 6:54

Second Quarter

LOU—FG Art Carmody 32 yards, 13:47

CIN—Brent Celek 8 yd pass from Dustin Grutza (Kevin Lovell kick), 5:55

LOU—FG Art Carmody 42 yards, 3:02

LOU—Gary Barnidge 1 yd pass from Brian Brohm (Art Carmody kick), 0:54

Third Quarter

LOU—Anthony Allen 17 yd run (Art Carmody kick), 3:21

Fourth Quarter

LOU—FG Art Carmody 35 yards, 6:09

CIN—Derrick Stewart 18 yd pass from Dustin Grutza (Kevin Lovell kick), 4:10

TEAM STATISTICS	CINCINNATI	LOUISVILLE
First Downs	19	22
Rushes-Yards	52-212	25-105
Passing Yards	129	324
Passing A-C-I	28-10-0	37-20-1
Total Plays-Yards	80-341	62-429
Punts-Avg.	6-39.2	4-38.0
Fumbles-Lost	3-1	2-2
Penalties-Yards	7-65	7-60
3rd Down Conv.	11-22	3-11
4th Down Conv.	1-2	0-1
Time of Possession	36:43	23:17

Rushing—Cincinnati: Moore 19-96, Grutza 17-74, Benton 12-27, Glatthaar 4-14.

Louisville: Bolen 6-45, Stripling 7-27, Allen 8-25, Smith 3-4, Brohm 1-4.

Passing—Cincinnati: Grutza 27-10-0, 129, 2 TD. Louisville: Brohm 37-20-1, 324, 1 TD.

Receiving—Cincinnati: Celek 3-39, Goodman 3-24, Stewart 2-35, Moore 1-20, Alli 1-11. Louisville: Barnidge 5-96, Urrutia 5-67, Douglas 5-65, Stripling 3-67, Allen 2-29.

USF Cincinnati

6
23

Oct. 22, 2006
Nippert Stadium • Cincinnati, Ohio
Attendance: 15,889


Cincinnati's defense outscored USF and nearly outscored its own offense in a 23-6 win before a Sunday Night Showdown audience on ESPN.

Trevor Anderson and Kevin McCullough combined to collar USF running back Benjamin Williams in the end zone for a safety in the first quarter.

That duo struck again in the third quarter, when Anderson forced a fumble and McCullough returned it 39 yards for a touchdown and a 9-0 lead.

USF reached the UC 12 in the third quarter, but Dominic Ross snuffed out the drive with an interception on the UC 8. It was Ross's sixth career interception and third of which ended a scoring drive inside the 10.

UC's offense tallied a pair of touchdowns in the fourth quarter. Greg Moore scored from a yard out after Brent Celek's 17-yard reception from Dustin Grutza, which gave Celek the UC career record for receptions by a tight end. Butler Benton burst up the middle for a 27-yard score late in the fourth quarter. The Bulls managed to avert the shutout with an 11-yard touchdown pass with 50 seconds to play.



USF	0	0	0	6	—	6
Cincinnati	0	2	7	14	—	23

SCORING SUMMARY

First Quarter

CIN—Safety, 5:39

Third Quarter

CIN—Kevin McCullough 39 yd fumble return (Kevin Lovell kick), 1:20

Fourth Quarter

CIN—Greg Moore 1 yd run (Kevin Lovell kick), 12:52

CIN—Butler Benton 27 yd run (Kevin Lovell kick), 2:47

USF—Amp Hill 11 yd pass from Pat Julmiste (pass failed), 0:50

TEAM STATISTICS	USF	CINCINNATI
First Downs	13	17
Rushes-Yards	29-92	46-191
Passing Yards	127	105
Passing A-C-I	36-19-1	18-11-0
Total Plays-Yards	65-219	64-296
Punts-Avg.	6-37.0	7-35.6
Fumbles-Lost	2-2	1-0
Penalties-Yards	6-35	5-55
3rd Down Conv.	3-14	4-14
4th Down Conv.	2-4	1-2
Time of Possession	25:34	34:26

Rushing—USF: Ponton 9-38, Grothe 7-22, Williams 6-20, Randolph 2-7, P.Julmiste 4-4, Teachey 1-1. Cincinnati: Moore 12-66, Benton 11-55, Grutza 9-36, Glatthaar 10-28, Stewart 1-2, Team 1-(-2).

Passing—USF: Grothe 21-11-1, 47, 0 TD; P.Julmiste 15-8-0, 80, 1 TD.

Cincinnati: Grutza 18-11-0, 105, 0 TD.

Receiving—USF: Randolph 4-35, Hill 3-26, Johnson 3-12, Green 2-25, Edwards 2-12, Williams 2-5, Bleakley 1-7, Jackson 1-4, Ponton 1-1. Cincinnati: Goodman 3-17, Jackson 3-12, Celek 2-32, Stewart 1-19, Barwin 1-17, Jones 1-8.



2006 IN REVIEW

Syracuse
Cincinnati3
17Oct. 28, 2006
Nippert Stadium • Cincinnati, Ohio
Attendance: 20,146

Greg Moore rushed for one touchdown and Dustin Grutza passed for another to lead Cincinnati to a 17-3 win over Syracuse in the Bearcats' Homecoming contest.

Moore broke a 3-3 tie with a two-yard run in the third quarter, capping a drive in which he carried the ball six times and gained all 42 yards.

The Bearcats mounted a modest drive on their second possession that culminated with Kevin Lovell's 20-yard field goal. Grutza ignited the drive with a 47-yard pass over the middle to Stewart.

Grutza's 37-yard TD strike to Derrick Stewart in the fourth quarter clinched the victory, Cincinnati's fourth in its last five games.

Syracuse made its lone offensive impact of the day in the second quarter. The Orange reached the UC 4, but Syracuse was forced to settle for a field goal that tied the game.

Cincinnati reached the SU 1 on its ensuing possession, but Butler Benton was stopped short of the goal line on fourth down.

Syracuse	0	3	0	0	—	3
Cincinnati	3	0	7	7	—	17

SCORING SUMMARY

First Quarter

CIN—FG Kevin Lovell 20 yards, 6:28

Second Quarter

SYR—FG Patrick Shadle 23 yards, 7:56

Third Quarter

CIN—Greg Moore 2 yd run (Kevin Lovell kick), 4:47

Fourth Quarter

CIN—Derrick Stewart 37 yd pass from Dustin Grutza (Kevin Lovell kick), 9:47

TEAM STATISTICS

	SYRACUSE	CINCINNATI
First Downs	12	16
Rushes-Yards	31-61	42-147
Passing Yards	119	205
Passing A-C-I	29-13-0	18-13-2
Total Plays-Yards	60-180	60-352
Punts-Avg.	8-42.9	6-36.8
Fumbles-Lost	0-0	2-0
Penalties-Yards	5-41	4-36
3rd Down Conv.	6-17	5-13
4th Down Conv.	0-2	0-2
Time of Possession	29:19	30:41

Rushing—Syracuse: Carter 21-85, Fiammetta 2-4, Brinkley 2-1, Patterson 6-(-29).

Cincinnati: Moore 17-70, Benton 12-46, Glatthaar 8-24, Grutza 4-8, Team 1-(-1)

Passing—Syracuse: Patterson 29-13-0, 119, 0 TD. Cincinnati: Grutza 18-13-2, 205, 1 TD.

Receiving—Syracuse: Nesheiwat 4-14, Ferron 3-21, Moss 2-25, Carter 2-9, Williams 1-31, Davis 1-19. Cincinnati: Stewart 3-91, Jackson 3-54, Goodman 2-31, Poland 2-18, Celek 1-7, Martin 1-5, Moore 1-(-1).

Cincinnati
No. 10 West Virginia24
42Nov. 11, 2006
Mountaineer Field • Morgantown, W.Va.
Attendance: 57,174

Speed Kills. That is the driving safety slogan, and for UC, West Virginia's speed was too much in a 42-24 loss.

Steve Slaton finished with 148 yards and Patrick White added 93 yards on the ground and 98 passing.

Cincinnati scored the game's first points, a 40-yard field goal by Kevin Lovell late in the first quarter.

Slaton scored on runs of two and 65 yards and White tossed a 34-yard strike to give WVU a 21-3 halftime lead.

Grutza hooked up with Derrick Stewart for a 45-yard touchdown early in the third quarter, but White broke free for a 53-yard scamper, fumbling the ball on the UC 5 before Rayshaw Bolden recovered it in the end zone for a touchdown.

Cincinnati, with Nick Davila at quarterback, added a pair of scores in the fourth quarter.

Cincinnati	3	0	7	14	—	24
West Virginia	0	21	21	0	—	42

SCORING SUMMARY

First Quarter

CIN—FG Kevin Lovell 40 yards, 2:43

Second Quarter

WVU—Patrick White 3 yd run (Pat McAfee kick), 13:41

WVU—Brandon Myles 34 yd pass from Patrick White (Pat McAfee kick), 9:23

WVU—Steve Slaton 65 yd run (Pat McAfee kick), 5:07

Third Quarter

CIN—Derrick Stewart 45 yd pass from Dustin Grutza (Kevin Lovell kick), 9:00

WVU—Patrick White 2 yd run (Pat McAfee kick), 8:12

WVU—Rayshaw Bolden 4 yd run (Pat McAfee kick), 5:33

WVU—Steve Slaton 2 yd run (Pat McAfee kick), 1:54

Fourth Quarter

CIN—Connor Barwin 28 yd pass from Nick Davila (Kevin Lovell kick), 10:19

CIN—Connor Barwin 15 yd pass from Nick Davila (Kevin Lovell kick), 5:34

TEAM STATISTICS



	CINCINNATI	WEST VIRGINIA
First Downs	20	13
Rushes-Yards	31-57	38-313
Passing Yards	310	98
Passing A-C-I	41-23-3	14-8-0
Total Plays-Yards	72-367	52-411
Punts-Avg.	5-45.4	5-40.8
Fumbles-Lost	4-1	4-0
Penalties-Yards	11-75	12-102
3rd Down Conv.	8-17	5-11
4th Down Conv.	1-2	0-0
Time of Possession	32:45	27:15

Rushing—Cincinnati: Moore 10-34, Benton 9-18, Glatthaar 4-6, Davila 1-4, Grutza 7-(-5). West Virginia: Slaton 12-148, White 10-93, Brown 7-19, Schmitt 3-18, Reynaud 1-15, Colson 4-12, Bruce 1-4, Bolden 0-4.

Passing—Cincinnati: Grutza 24-13-2, 143, 1 TD; Davila 17-10-1, 167, 2 TD.

West Virginia: White 13-7-0, 98, 1 TD; Brown 1-1-0, 0, 0 TD.

Receiving—Cincinnati: Barwin 5-68, Goodman 4-54, Stewart 3-63, Poland 2-21, Martin 2-19, Moore 2-9, Jackson 1-42, Alli 1-17, Glatthaar 1-9, Celek 1-5, Jones 1-3. West Virginia: Myles 2-64, Reynaud 2-21, Slaton 2-4, Schmitt 1-9, Bruce 1-0.



No. 7 Rutgers Cincinnati

11
30

Nov. 18, 2006
Nippert Stadium • Cincinnati, Ohio
Attendance: 27,804

Nick Davila, making his first start at quarterback, led Cincinnati to a 30-11 upset of No. 7 and previously unbeaten Rutgers. Davila passed for one touchdown and ran for another while helping UC generate 403 yards of total offense against a defense that was ranked No. 4 nationally.

Another first-time starter, DeAngelo Smith, returned an interception 84 yards for a score. The UC defense limited the nation's No. 15 rushing team to 50 yards on the ground and held Ray Rice, ranked third individually, to 54 yards.

Davila fumbled his first snap, giving the Scarlet Knights the ball on the UC 31, but Rutgers missed the ensuing field goal try.

Davila got over any jitters on the next series, marching UC 65 yards in 11 plays to set up Kevin Lovell's 32-yard field goal. Davila followed that with a 10-play drive he capped with a one-yard run. Smith's interception made UC's lead 17-0.

In the third quarter, UC settled for an early field goal. Later in the frame, the play of the game came as Brent Celek pulled in a pass and ran for an 83-yard touchdown reception, the third-longest pass play in Cincinnati history.

Rutgers	0	3	0	8	—	11
Cincinnati	3	14	10	3	—	30

SCORING SUMMARY

First Quarter

CIN—FG Kevin Lovell 32 yards, 5:04

Second Quarter

CIN—Nick Davila 1 yd run (Kevin Lovell kick), 14:16

CIN—DeAngelo Smith 84 yd interception return (Kevin Lovell kick), 9:43

RUT—FG Jeremy Ito 34 yards, 5:38

Third Quarter

CIN—FG Kevin Lovell 19 yards, 5:35

CIN—Brent Celek 83 yd pass from Nick Davila (Kevin Lovell kick), 3:11

Fourth Quarter

CIN—FG Kevin Lovell 27 yards, 9:15

RUT—Ray Rice 1 yd run (Tiqu Underwood pass from Mike Teel), 5:34

TEAM STATISTICS

	RUTGERS	CINCINNATI
First Downs	14	15
Rushes-Yards	21-50	46-125
Passing Yards	238	277
Passing A-C-I	42-21-4	15-11-0
Total Plays-Yards	63-288	61-402
Punts-Avg.	5-41.4	4-46.0
Fumbles-Lost	0-0	3-3
Penalties-Yards	6-45	7-70
3rd Down Conv.	7-17	6-14
4th Down Conv.	1-2	1-1
Time of Possession	27:19	32:41

Rushing—Rutgers: Rice 18-54, Leonard 2-3, Teel 1-(-7). Cincinnati: Moore 16-56, Glatthaar 13-27, Davila 6-23, Benton 8-14, Jones 3-5.

Passing—Rutgers: Teel 42-21-4, 238, 0 TD. Cincinnati: Davila 15-11-0, 277, 1 TD.

Receiving—Rutgers: Britt 9-91, Harris 5-102, Leonard 4-13, Townsend 2-24, Underwood 1-8. Cincinnati: Stewart 2-63, Alli 2-17, Celek 1-83, Benton 1-62, Goodman 1-19, Barwin 1-9, Martin 1-8, Poland 1-8, Jones 1-8.

Cincinnati Connecticut

26
23

Nov. 25, 2006
Rentschler Field • East Hartford, Conn.
Attendance: 37,515

Nick Davila passed for 232 yards and two touchdowns and Kevin Lovell kicked four field goals, including the game-winner in the final seconds as Cincinnati closed the 2006 regular season with a 26-23 win over Connecticut.

The UC defense forced a punt which gave the Bearcats the ball with 1:01 left. Davila lofted a 50-yard strike to Derrick Stewart to move Cincinnati into field goal range and Lovell split the uprights with 10 seconds left in regulation.

Connecticut scored on the game's opening possession and built a 10-3 halftime lead. The teams traded scores in the third quarter, but UC pulled to within one point early in the fourth quarter after a pair of Lovell field goals.

A 45-yard Matt Bonislawski-to-Brad Kanuch touchdown pass could have put the Huskies ahead by eight points, but Matt Nuzie's point after kick bounced off the left upright.

Cincinnati	0	3	10	13	—	26
Connecticut	7	3	7	6	—	23

SCORING SUMMARY

First Quarter

CONN—Donald Brown 14 yd run (Tony Ciaravino kick), 11:52

Second Quarter

CIN—FG Kevin Lovell 25 yards, 13:21

CONN—FG Matt Nuzie 45 yards, 5:43

Third Quarter

CIN—Derrick Stewart 3 yd pass from Nick Davila (Kevin Lovell kick), 11:43

CONN—Anthony Barksdale 8 yd pass from Matt Bonislawski (Tony Ciaravino kick), 4:58

CIN—FG Kevin Lovell 28 yards, 1:59

Fourth Quarter

CIN—FG Kevin Lovell 42 yards, 9:12

CONN—Brad Kanuch 45 yd pass from Matt Bonislawski (Tony Ciaravino kick failed), 8:14

CIN—Dominick Goodman 9 yd pass from Nick Davila (Kevin Lovell kick), 2:19

CIN—FG Kevin Lovell 29 yards, 0:10

TEAM STATISTICS

	CINCINNATI	CONNECTICUT
First Downs	22	15
Rushes-Yards	41-151	31-123
Passing Yards	291	172
Passing A-C-I	34-20-1	24-13-0
Total Plays-Yards	75-442	55-295
Punts-Avg.	4-41.5	7-32.6
Fumbles-Lost	1-0	0-0
Penalties-Yards	8-71	9-62
3rd Down Conv.	7-18	5-13
4th Down Conv.	0-0	0-0
Time of Possession	32:06	27:54

Rushing—Cincinnati: Benton 10-59, Moore 9-40, Glatthaar 5-25, Davila 7-7, Jones 1-4, Team 1-(-1). Connecticut: Brown 18-80, Bonislawski 6-17, Caulley 2-14, Kanuch 1-7, Allen 4-5.

Passing—Cincinnati: Davila 25-14-0, 232, 2 TD; Grutza 9-6-1, 59, 0 TD.

Connecticut: Bonislawski 24-13-0, 172, 2 TD.

Receiving—Cincinnati: Stewart 9-166, Goodman 5-50, Celek 2-28, Giddens 1-22, Jones 1-9, Benton 1-9, Alli 1-7. Connecticut: Kanuch 3-98, Brouse 3-33, Caulley 3-12, Barksdale 2-9, Jeffers 1-13, Brown 1-7.

2006 IN REVIEW

Western Michigan Cincinnati

24
27

Jan. 6, 2007
Rogers Centre • Toronto, Canada
Attendance: 26,717

The International Bowl provided Cincinnati fans with a preview of what Brian Kelly has in store as UC knocked off Western Michigan, 27-24.

Kevin Lovell's 33-yard field goal with 6:11 remaining provided the winning margin for Cincinnati, and Western Michigan's 51-yard field goal try with 1:26 left fell short.

Dominick Goodman was named the game's Most Outstanding Player. Butler Benton 62 yards rushing led UC's ground attack which combined for 126 yards against a Broncos' defense that was ranked fifth nationally versus the run.

John Bowie put UC on the scoreboard first when he gathered in a tipped pass and returned it 25 yards for a touchdown in the first quarter. On Cincinnati's next drive, Davila connected on a 21-yard TD toss to Goodman. Goodman later hauled in a second touchdown pass in the second quarter.

The reeling Broncos used some trickery on the first play following Lovell's field goal. E.J. Biggers, on a double reverse, lofted the ball to Jamarko Simmons for a 76-yard touchdown.

The Broncos' defense got the ball right back and Cubit tossed a 30-yard scoring pass to close the gap to 24-14. A miscue by the UC offense—Davila's pass was deflected and intercepted with 23 seconds to play in the half—set up Nate Meyer's 29-yard field goal.

Western Michigan	0	17	0	7	—	24
Cincinnati	14	10	0	3	—	27

SCORING SUMMARY

First Quarter

CIN—John Bowie 25 yd interception return (Kevin Lovell kick), 11:32

CIN—Dominick Goodman 21 yd pass from Nick Davila (Kevin Lovell kick), 6:27

Second Quarter

CIN—Dominick Goodman 21 yd pass from Nick Davila (Kevin Lovell kick), 14:30

CIN—Kevin Lovell 37 yd field goal, 10:23

WMU—Jamarko Simmons 76 yd pass from E.J. Biggers (Nate Meyer kick), 9:45

WMU—Herb Martin 30 yd pass from Ryan Cubit (Nate Meyer kick), 5:35

WMU—Nate Meyer 29 yd field goal, 0:08

Fourth Quarter

WMU—Brandon West 7 yd run (Nate Meyer kick), 10:53

CIN—Kevin Lovell 33 yd field goal, 6:11


TEAM STATISTICS	WESTERN MICHIGAN	CINCINNATI
First Downs	19	21
Rushes-Yards	29-108	34-126
Passing Yards	260	221
Passing A-C-I	45-24-2	37-20-2
Total Plays-Yards	74-368	71-347
Punts-Avg.	7-41.6	5-43.6
Fumbles-Lost	0-0	2-1
Penalties-Yards	3-19	2-20
3rd Down Conv.	6-18	7-16
4th Down Conv.	1-1	0-0
Time of Possession	29:45	30:15

Rushing— Western Michigan: West 21-109, Thompson 6-24, Cubit 2-(-10).

Cincinnati: Benton 10-62, Moore 10-57, Grutza 3-22, Glatthaar 4-14, Davila 7-(-29).

Passing— Western Michigan: Cubit 23-43-2, 184, 1 TD; Martin 0-1-0, 0, 0 TD; Biggers 1-1-0, 76, 1 TD. Cincinnati: Davila 19-35-2, 214, 2 TD; Grutza 1-2-0, 7, 0 TD.

Receiving— Western Michigan: Simmons 13-172, Ledbetter 5-38, Martin 4-43, Maragos 1-5, West 1-2. Cincinnati: Goodman 7-109, Celek 4-21, Poland 3-17, Benton 2-26, Moore 2-20, Martin 1-19, Stewart 1-9.



Dominick Goodman made seven catches for 109 yards, including two touchdowns, to earn the 2007 International Bowl MVP award.



A two-year starter on the defensive line, Anthony Hoke carded 5.5 quarterback sacks and 8.5 tackles for loss in 2006.



Kevin Lovell converted 11 consecutive field goals on his way to a career-high 18 conversions in 2006.