

GAME  
1

**CINCINNATI**

**CINCINNATI BEARCATS**

0-0 • 0-0 BIG 12



**EKU COLONELS**

0-0 • 0-0 UAC

**EASTERN**  
KENTUCKY UNIVERSITY

SATURDAY, SEPT. 2, 2023 • 3:30 PM ET • CARSON FIELD AT NIPPERT STADIUM • CINCINNATI, OHIO

INAUGURAL



SEASON

### 2023 SCHEDULE / RESULTS

DATE	OPPONENT (TV)	TIME (ET)
SEPT. 2	EASTERN KENTUCKY (ESPN+)	3:30 P.M.
Sept. 9	@ Pittsburgh	6:30 p.m.
SEPT. 16	MIAMI (OH) (ESPN+)	7 P.M.
SEPT. 23	OKLAHOMA*	TBD
Sept. 29	@ BYU* (ESPN)	10:15 p.m.
Oct. 7	BYE WEEK	
OCT. 14	IOWA STATE*	TBD
OCT. 21	BAYLOR*	TBD
Oct. 28	@ Oklahoma State*	TBD
NOV. 4	UCF*	TBD
Nov. 11	@ Houston*	TBD
Nov. 18	@ West Virginia*	TBD
NOV. 25	KANSAS*	TBD

All times ET. Home in **BOLD CAPS**, played at Nippert Stadium

\* - Big 12 Conference game.

### ON THE AIR

**TV:** ESPN+

Play-by-Play ..... Noah Reed  
Analyst.....Ryan Leaf  
Sideline .....Shane Sparks

**RADIO:** BEARCATS SPORTS NETWORK

Play-by-Play ..... Dan Hoard  
Analyst.....Jim Kelly Jr.  
Sideline .....Tony Pike  
Host/Engineer.....Mo Egger

Local: 700 WLW and WEBN 102.7 FM

Satellite: Sirius 158 or 201 and on the SXM App

App: The Varsity Network: "Search Cincinnati"

**LIVE STATS:** Cincinnati.StatBroadcast.com

### TABLE OF CONTENTS

Quick Hits.....	1
Media Information.....	2
Team Information.....	3-9
Nippert Stadium.....	10
Rosters.....	11-12
Depth Chart.....	13
Scott Satterfield.....	14
Assistant Coaches/Support Staff.....	15
Player Capsules.....	16-25
Starter Information.....	26
Miscellaneous Stats.....	27
Last Time It Happened.....	28
Single-Game Records at a Glance.....	29
Record Book.....	30-40



### CINCINNATI BEARCATS

**Head Coach** Scott Satterfield

**Record at Cincinnati** 0-0 (First game)

**Overall Record** 76-48 (11th Year)



### EKU COLONELS

**Head Coach** Walt Wells

**Record at School** 16-14 (Fourth Year)

**Overall Record** 16-14 (Fourth Year)

### GAME INFORMATION

**Facility** Carson Field at Nippert Stadium

**Capacity** 38,193

**TV** Big 12 Now on ESPN+

**Radio** 700 WLW and WEBN 102.7 FM /

Sirius 158 or 201 and on the SXM App

**Series Record** UC leads 2-0

**at Cincinnati** 2-0 (2006, 2008)

**Last Meeting** Aug. 28, 2008 (40-7 win in Cincinnati)

### UC OPENS INAUGURAL BIG 12 SEASON BY HOSTING EKU AT NIPPERT STADIUM

- UC will open the 2023 season at Nippert Stadium by welcoming EKU for the debut of head coach Scott Satterfield.
- The game will air live on ESPN+ (Big 12 Now) and over radio on 700 WLW (until 5:40 p.m.) and WEBN 102.7 FM.
- UC is projected to sell out tickets for the 12th straight game at Nippert Stadium. The Bearcats sold out of season tickets for a second straight season and broke the record for season tickets for a third straight season.
- A two-time conference coach of the year at Louisville and Appalachian State, Satterfield brings a 76-48 record to Carson Field in 10 years as a head coach. An innovative offensive mind, his Louisville teams averaged 200 yards rushing and 200 yards passing for the last four seasons (2019-22). He was hired on Dec. 5, 2022, after leading UofL to three bowls in four seasons.
- The Bearcats added eight new assistant coaches (returning Kerry Coombs and Walt Stewart) and 33 new scholarship players (23 transfers, 10 true freshmen) to a team that finished 9-4 in 2022.
- The Bearcats joined the Big 12 on July 1, 2023 - marking Cincinnati's entry to the Power 5.

### HOME COOKIN

- Satterfield is looking to be the third straight Bearcats' head coach to win his UC debut and the sixth straight to win his first home game at Cincinnati.
- Cincinnati has won 21 consecutive home openers - a streak that started with a 36-29 overtime win over TCU on Sept. 2, 2002 - exactly 21 years ago.
- The Bearcats have won 31 of their last 32 home games. UC lost its last game at Nippert Stadium, a 27-24 defeat to No. 18 Tulane, to end the 2022 regular season. The loss snapped UC's 31-game home win streak - the 19th-longest home winning streak in college football history.
- Since 2013, Cincinnati has won 81% of its games at Nippert Stadium (51-12).

### SERIES HISTORY AND EKU NOTES

- Cincinnati is 2-0 all-time against EKU and 9-0 against current United Athletic Conference teams.
- The Bearcats opened the 2008 season with a 40-7 win at Nippert Stadium versus EKU and had a 31-0 win against the Colonels to open the 2006 season. QB Dustin Grutza started both games, collecting BIG EAST Player of the Week honors after throwing for 296 yards and three TDs against EKU in 2008.
- The Colonels are led by QB Parker McKinney, an FCS preseason All-American. He led Eastern Kentucky to the FCS Playoffs in 2022 after passing for 3,956 yards and 33 TDs.
- Satterfield coached Louisville to a 30-3 win over EKU in 2021 and a 42-0 victory in 2019 - his first win with the Cardinals.
- Current Cincinnati slot receiver Braden Smith had a 49-yard punt return TD for the Cardinals vs. EKU in 2021.

### BEARCATS RETURN TWO ALL-AMERICANS, INCLUDING THE GODFATHER

- Cincinnati returns a pair of Associated Press Third Team All-Americans in redshirt sophomore nose tackle Dontay Corleone and junior punter Mason Fletcher. The pair is on the 2023 All-Big 12 preseason team.
- Corleone, nicknamed The Godfather, burst on the scene as a redshirt freshman in 2022, finishing as the nation's highest-graded defensive player (93.8) by Pro Football Focus. His 94.7 run grade from PFF was the best mark since Micah Parsons in 2019.

### YOU'VE GOT TO PUNT IT UP

- Fletcher is arguably the nation's best punter. The Melbourne, Australia native was a Ray Guy Award finalist in addition to collecting AAC Special Team Player of the Year honors in 2022.
- Fletcher's 46.3 average ranked fourth nationally - and is the best 2022 average among returning punters in college football.
- He booted 14 punts of 50+ and tallied 29 punts inside the 20 and 12 inside the 10. His 84-yarder at SMU set a UC record.

### NUMBERS AND NOTES ...

- QB Emory Jones is expected to start for a third P5 school (Florida, Arizona State). He has 48 career total TDs.
- UC is the fifth-winningest program in FBS since 2018 (53-11, 83%) and the 14th-winningest program since 2013 (86-41, 68%).
- The Bearcats went to back-to-back NY6 Bowls from 2020-21, and are the only G5 team to advance to the CFP (2021).
- Cincinnati is 659-599-50 (.523) all-time and is playing its 136th football season in 2023 (since 1885, one of 10 oldest in FBS).
- The Bearcats have advanced to 22 bowl games, including five straight.
- UC returns only one starter on offense: center Gavin Gerhardt, who started all 13 games in 2022.
- Fifth-year senior Jowon Briggs is married and just had his third child on Friday, Aug. 25, with his wife, Nyjae. He was a First Team All-AAC defensive tackle in 2022. A Cincinnati native, he started his career at Virginia before transferring to UC in 2021.
- Starting left tackle John Williams is an aerospace engineering major who started three games in 2021.
- Defensive Coordinator Bryan Brown's Louisville defense led the nation with 50 sacks in 2022.

## GET CONNECTED:

GoBears  
GoBearsFootballGoBears  
GoBearsFB / CoachSattUCGoBears  
GoBearsFB

The University of Cincinnati Athletics Communications and Strategic Brand Engagement Office is ready to assist you in to make the experience of covering UC Athletics productive and rewarding.

**Richard E. Lindner Center • Suite 860**  
**2751 O'Varsity Way • Cincinnati, OH 45221-0021**

SID Phone ..... 513-556-5191  
Press Box Phone ..... 513-556-1010  
Website ..... GoBEARCATS.com

Zach Stipe (Football SID)..... Associate AD/Comms. & SBE  
865-244-6119..... stipezd@ucmail.uc.edu  
David Cohen (secondary)..... Director, SBE  
513-556-9845..... david.cohen@uc.edu  
Nate Jarrett (secondary)..... Assistant Director, SBE  
850-499-7586..... jarretne@ucmail.uc.edu

## ON THE WEB

Information on the University of Cincinnati football team is available at [www.GoBEARCATS.com](http://www.GoBEARCATS.com). To receive the UC updates via email, please send a request to Zach Stipe ([zach.stipe@uc.edu](mailto:zach.stipe@uc.edu)), Nate Jarrett ([jarretne@ucmail.uc.edu](mailto:jarretne@ucmail.uc.edu)) or David Cohen ([david.cohen@uc.edu](mailto:david.cohen@uc.edu)).

## PRACTICES

During a typical Saturday game week, media may interview players and coaches immediately following practice on Tuesday. Practice is generally closed to the public. Anyone hoping to observe practice should contact UC Athletics Communications in advance. Failure to do so may result in an individual's removal from the venue. During regular-season practices, unless otherwise noted, still and television photographers will be allowed to shoot stretching and select periods.

## PRESS BOX SERVICES

All media members will be provided with access to game notes via GoBEARCATS.com. At the quarter breaks and halftime, quickie stats and drive charts will be printed and distributed via email. Following the game, a complete postgame statistics package will be distributed via email and will contain a scoring summary, final team statistics, final individual statistics, complete play-by-play, drive charts for both halves, halftime statistics, defensive statistics, substitution chart, postgame quotes from both head coaches and players and postgame notes.

## LIVE STATS

Live in-game statistics will be available via StatBroadcast.

## INTERNET

Wireless Internet is available in the press box at Nippert Stadium. Members of the Athletics Communications staff will be available to assist you. There is no access fee.

## WEEKLY MEDIA AVAILABILITY

Head Coach Scott Satterfield will be available to the media every Tuesday at noon ET during the season with the exception of UC's bye week. The press conference is streamed live on ESPN+ and @GoBears. Players will be made available at the discretion of the coaching staff.

## MEDIA CREDENTIALS

Requests for official working media credentials should be directed to the UC Sports Communications Office. All requests should be received no later than noon, four days prior to the game. Visit the football page at GoBEARCATS.com to request credentials online.

Season credentials will be available for pickup prior to the first game. Credentials may be picked up on gameday at the media will call located at the TUC.

On gameday, media should park in Clifton Court Garage and enter Nippert Stadium through Gate J.

## SCOUTING PASSES

Professional scouts may obtain credentials through UC's Athletics Communications Office. Scouts will be issued seating in the press box on a space-available basis.

## SIDELINE PASSES

The University of Cincinnati follows NCAA guidelines regarding media representatives on the sidelines. Photographers and videographers are permitted to shoot between the 25-yard lines and the goal lines on both sidelines and behind the restraining line in the end zone.

## SCOTT SATTERFIELD RADIO SHOW

The hour-long program with Coach Satterfield, Dan Hoard and Jim Kelly Jr. will air weekly from 8-9 p.m. ET on WCKY and 700 WLW AM this season. Fans can listen online at [iheart.com](http://iheart.com) and through 700 WLW's iHeartRadio app. For those who can't catch the program live, a podcast of the weekly program will be made available free of charge on 700WLW.com.

## MOBILE APP

The Cincinnati Bearcats app for iPhone, iPad and Android devices offers fans a wide variety of information on the Bearcats — home and away. The free app is available in the App Store and Google Play.

## 2023 QUICK FACTS

### GENERAL INFORMATION

Location: Cincinnati, Ohio 45221  
Founded: 1819  
Enrollment: 47,914 (Fall 2022)  
Conference: Big 12  
Nickname: Bearcats  
Colors: Red (PMS 186) and Black  
Home Field: Nippert Stadium  
Surface/Capacity: Motz 24/7 Field System/38,088  
President: Neville G. Pinto, PhD  
Director of Athletics: John Cunningham  
Faculty Representative: Brian Hatch, PhD

### HISTORY

First Year of Football: 1885  
All-Time Record: 659-599-50  
All-Time Bowl Record: 10-12  
Last Bowl: 2022 Wasabi Fenway Bowl  
Last Bowl Opponent: Louisville (L, 7-24)

### 2023 TEAM INFORMATION

Basic Offense: Multiple  
Basic Defense: Multiple  
Letterwinners Returning/Lost: 33/31  
Starters Returning/Lost: 8/17  
O | D | ST: 1/10 | 5/6 | 2/1

### 2022 INFORMATION

Overall Record: 9-4  
Home/Road/Neutral: 5-1/4-2/0-1  
American Record/Finish: 6-2  
Final Ranking: NR

### COACHING STAFF

Head Coach: Scott Satterfield  
Alma Mater: Appalachian State '96  
Record at UC/Years: 0-0/1  
Career Record/Years: 76-48/10  
Twitter: @CoachSattUC  
Best time to reach coach: Contact SID

Associate Head Coach/Defensive Coordinator: Bryan Brown  
Offensive Coordinator/WR: Brad Glenn  
Special Teams Coordinator/CB: Kerry Coombs  
Co-Defensive Coordinator/OLB: Nate Fuqua  
Assistant Coaches: Cortney Braswell (ILB), Nic Cardwell (OL), Walter Stewart (DL), De'Rail Sims (RB), Josh Stepp (TE), Pete Thomas (QB)  
Defensive GAs: Malik Davis, Grant Gourley  
Offensive GAs: Chris Canada, Larry Dace III  
Quality Control Assts: Robert Nunn (defense), Wes Fleming (defense), Jacob Brandon (defense), Seth Price (offense), Vijay Stingley (offense), Bill Weber (offense), Tim Conner (special teams)  
Chief Of Staff: Mark Speir  
Special Assistant to the Head Coach: Luke Mullett

**collegepressbox**  
SINCE 2005 EVERYTHING BUT THE PREGAME MEAL

collegepressbox is the official media website for Division I football. Access and download game notes, quotes, statistics, media guides, headshots, logos and more for all FBS schools, conferences, postseason games, awards and the College Football Playoff. For access, please register for an account at [collegepressbox.com/register](http://collegepressbox.com/register).

OPPONENT INFORMATION

HEAD COACH: Walt Wells  
RECORD AT TULANE: 16-14 (Fourth Year)  
CONFERENCE: United Athletic Conference  
2022 RECORD: 7-5, 3-2 UAC

SERIES INFORMATION

Series Record.....0-2  
At Cincinnati.....0-2  
At EKU.....0-0  
At Neutral Sites.....0-0  
Most UC points ..... 40, Aug 28, 2008  
Most EKU points ..... 7,Aug 28, 2008  
Combined points ..... 47, Aug 28, 2008  
Biggest UC win.....40-7, Aug 28, 2008  
Current streak .....UC won 2 in a row

GAME-BY-GAME

YEAR	SITE	SCORE	WINNER
2008	Cincinnati	40-7	UC
2006	Cincinnati	31-0	UC

LAST TIME THEY MET

CINCINNATI VS EKU - AUG 28, 2008

	1	2	3	4	F
Cincinnati	6	20	14	0	40
EKU	0	0	7	0	7

Dustin Grutza finished with 296 passing yards and three touchdowns, in addition to 33 rushing yards and one rushing touchdown. Dominick Goodman recorded 10 catches for a game-high 144 yards and two touchdowns. Justin Moore had an interception as Cincinnati led 40-7 in the beginning of the fourth quarter.

SCORING PLAYS

1st 06:53 CIN - GILYARD 15 yd pass from GRUTZA (ROGERS kick blocked)  
2nd 12:48 CIN - GOODMAN 21 yd pass from GRUTZA (ROGERS kick failed)  
2nd 08:57 CIN - GOEBEL 1 yd run (YINGLING kick)  
2nd 01:49 CIN - GILYARD 47 yd pass from GRUTZA (YINGLING kick)  
3rd 05:37 CIN - GRUTZA 2 yd run (YINGLING kick)  
3rd 01:38 CIN - GOODMAN 15 yd pass from PIKE (YINGLING kick)  
3rd 00:58 EKU - WATTS 61 yd pass from HOLLAND (LONG kick)

RUSHING: CINCINNATI- JOHNSON 9-79, GOEBEL 9-62, RAMSEY 9-34, GRUTZA 10-33, WAUGH 2-11, BARNETT 2-5, PIKE 3-, minus 15  
TULANE- WALKER 9-39, BANIOMAN 3-13, WATTS 1-9, TURNER 6-4, BRADLEY 5-3, HOLLAND 4-27

PASSING: CINCINNATI- GRUTZA 21-28-0-3, PIKE 5-7-0-1  
EKU- HOLLAND 12-17-1-1, HOSKINS 1-1-0-0

RECEIVING: CINCINNATI- GOODMAN 10-144, GILYARD 6-101, BARNETT 4-44, GOEBEL 3-30, ALLI, 1-23, WAUGH 1-8, WOODS 1-minus 2

TULANE- WATTS 3-97, SIZEMORE 6-38, CROMER 1-9, DAVIS 1-8, BRADLEY 2-MINUS 5

RECORD UNDER SATTERFIELD

2023	STK
Overall	
Home	
Road	
Neutral	
Conference	
Home	
Road	
Neutral	
Non-Conference	
Home	
Road	
Neutral	
Postseason	
Home	
Away	
Neutral	

2023 BIG 12 STANDINGS

SCHOOL	BIG 12	OVERALL
Cincinnati	0-0	0-0
Baylor	0-0	0-0
BYU	0-0	0-0
Houston	0-0	0-0
Iowa State	0-0	0-0
Kansas	0-0	0-0
Kansas State	0-0	0-0
Oklahoma	0-0	0-0
Oklahoma State	0-0	0-0
TCU	0-0	0-0
Texas	0-0	0-0
Texas Tech	0-0	0-0
UCF	0-0	0-0
West Virginia	0-0	0-0

THE MATCH UP

CINCINNATI (0-0, 0-0 BIG 12)  
TEAM STATISTICS (2022)

	CIN	OPP
Points/Game	29.2	20.6
First Downs	241	266
Rushing/Game	129.7	153.2
Passing/Game	242.6	182.2
Total Offense/Game	372.3	335.5
Fumbles-Lost	18-7	27-10
Pen./Yds per Game	98/64.4	49/33.5
Time of Possession	28:16	31:39

INDIVIDUAL LEADERS

RUSHING	Att	Net	Avg	TD	YPG
McClelland	146	861	5.8	7	65.3
Kiner	81	367	4.5	5	36.2

PASSING	C-A-I	Pct.	Yds	TD	YPG
Bryant	213-348-7	61.2	2731	21	248.3
Prater	35-66-1	53.0	423	1	47.0

RECEIVING	Rec	Yds	Avg	TD	YPG
Scott	54	899	16.6	9	81.7
Tucker	52	671	12.9	3	55.9

DEFENSE	U-A-TT	TFL	Sck.	Int.	PBU
Pace Jr.	56-81-137	21.5	10.0	0	4
Van Fossen	29-49-78	4.0	0.5	0	4
Thomas	25-45-70	6.5	2.0	0	0

EKU (0-0, 0-0 UAC)  
TEAM STATISTICS (2022)

	EKU	OPP
Points/Game	36.2	35.2
First Downs	267	291
Rushing/Game	123.7	236.9
Passing/Game	327.4	206.7
Total Offense/Game	451.1	443.6
Fumbles-Lost	8-6	12-5
Pen./Yds per Game	66/53.3	63/44.9
Time of Possession	30:19	29:39

INDIVIDUAL LEADERS

RUSHING	Att	Net	Avg	TD	YPG
Sloan	147	649	4.3	7	52.8
McKinney	89	483	4.0	8	29.5

PASSING	C-A-I	Pct.	Yds	TD	YPG
McKinney	315-459-8	68.6	3956	33	329.7
Magloire	2-2-0	100.0	-27	0	-2.2

RECEIVING	Rec	Yds	Avg	TD	YPG
Smith	62	750	12.1	6	62.5
Higgins	58	757	13.1	10	63.1

DEFENSE	U-A-TT	TFL	Sck.	Int.	PBU
Jackson	52-35-87	1.5	0.0	0	4
Lasater	34-30-64	3.0	0	0	0
McLendon	33-27-60	11.0	6.0	0	3

## PRESEASON ALL-AMERICANS

Dontay Corleone and Mason Fletcher were named Phil Steele, Sporting News and Athlon All-Americans, while Corleone earned a spot on the AP Preseason First Team. UC had three Preseason All-Americans last year, including Ryan Montgomery as a returner and Deshawn Pace at linebacker.



## BIG 12 PRESEASON POLL

- Cincinnati was picked to finish 13th in its inaugural Big 12 season.
- 2023 Big 12 Preseason Media Poll

	Team (First-Place Votes)	Points
1.	Texas (41)	886
2.	Kansas State (14)	858
3.	Oklahoma (4)	758
4.	Texas Tech (4)	729
5.	TCU (3)	727
6.	Baylor	572
7.	Oklahoma State (1)	470
8.	UCF	463
9.	Kansas	461
10.	Iowa State	334
11.	BYU	318
12.	Houston	215
13.	Cincinnati	202
14.	West Virginia	129

## BEARCATS IN THE PROS

28 former UC players are on current NFL rosters while five former student-athletes are on NFL staffs.

## NATIONAL FOOTBALL LEAGUE

PLAYER	TEAM	POS.
Darrian Beavers	New York Giants	LB
Mike Boone	Houston	RB
Curtis Brooks	Washington	DL
Cortez Broughton	Buffalo	DL
Coby Bryant	Seattle	DB
Arquon Bush	Seattle	DB
Bryan Cook	Kansas City	DB
Marquise Copeland	LA Rams	DT
Korey Cunningham	New York Giants	OL
Josiah Deguara	Green Bay	TE
Gerrid Doaks	Houston	RB
Jerome Ford	Cleveland	RB
Darrick Forrest	Washington	S
Sauce Gardner	New York Jets	CB
Wilson Huber	Minnesota	LB
James Hudson III	Cleveland	OL
Jason Kelce	Philadelphia	C
Travis Kelce	Kansas City	TE
Chris Moore	Tennessee	WR
Justin Murray	Tennessee	OL
Ivan Pace Jr.	Minnesota	LB
Alec Pierce	Indianapolis	WR
Desmond Ridder	Atlanta	QB
Myjai Sanders	Arizona	DE
Tyler Scott	Chicago	WR
Tre Tucker	Las Vegas	WR
Josh Whyle	Tennessee	TE
Eric Wilson	Green Bay	LB

## COACHES

COACH	TEAM
Danny Barrett	Houston (RB Coach)
Bill Davis	Arizona (LB Coach)
Chris Hewitt	Baltimore (Secondary/PG Coord.)
Doug Rosfeld	Cincinnati (Dir. Coaching Ops)

## 2023 PRESEASON HONORS AND AWARDS

## DT DONTAY CORLEONE

Chuck Bednarik Award Preseason Watch List  
 Walter Camp Player of the Year Award Preseason Watch List  
 Outland Trophy Preseason Watch List  
 Bronko Nagurski Trophy Preseason Watch List  
 Preseason All-Big 12  
 AP Preseason First Team All-America  
 Sporting News Preseason Second Team All-America  
 Phil Steele Preseason First Team All-America and First Team All-Big 12  
 Athlon Sports Preseason Second Team All-America and First Team All-Big 12  
 The Athletic Preseason Second Team All-America  
 Walter Camp Preseason First Team All-America  
 Bruce Feldman's Freak List  
 No. 7 draft-eligible DT underclassman (Dane Brugler, The Athletic)

## P MASON FLETCHER

Ray Guy Award Preseason Watch List  
 Preseason All-Big 12  
 Sporting News Preseason Second Team All-America  
 Phil Steele Preseason Third Team All-America and First Team All-Big 12  
 Athlon Sports Preseason Third Team All-America and First Team All-Big 12

## BRUCE FELDMAN'S "FREAKS" LIST

DE Jowon Briggs  
 DT Dontay Corleone  
 STAR Deshawn Pace

## ALLSTATE GOOD WORKS TEAM

DE Jowon Briggs

## REESE'S SENIOR BOWL WATCH LIST

DE Jowon Briggs  
 WR Xzavier Henderson  
 STAR Deshawn Pace  
 DE Malik Vann

## SINCE 1901 AND 1915

- Nippert Stadium, has been the Bearcats playing site since 1901 and the stadium underwent construction in 1915, making it one of the oldest active stadiums in the NCAA FBS. Penn's Franklin Field (1895) takes the honor as the oldest playing site and stadium in Division I.

## OLDEST FBS STADIUMS

YEAR	STADIUM	TEAM
1913	Bobby Dodd	Georgia Tech
1914	Davis Wade	Mississippi State
1915	Nippert	Cincinnati
	Vaught-Hemingway	Ole Miss
1917	Camp Randall	Wisconsin

## OLDEST FBS PLAYING SITES

YEAR	SITE	TEAM
1901	Nippert Stadium	Cincinnati
1904	Kyle Field	Texas A&M
1905	Bobby Dodd Stadium	Georgia Tech
1914	Davis Wade Stadium	Mississippi State
1915	Vaught-Hemingway	Ole Miss

## GET TO KNOW THE BEARCATS

- The University of Cincinnati Department of Athletics competes at the highest level of intercollegiate athletics with the vision to reach Next Level Success for all 18 varsity teams and more than 450 student-athletes. The Bearcats have a proud athletics history, winning eight national championships and 118 conference titles. The Cincinnati men's basketball team is among the 15 winningest programs all-time, while the football team became the first non-Power Five program to compete in the College Football Playoff in 2021. Olympic gold medalist volleyball player Jordan Thompson, NBA Hall of Famer Oscar Robertson and Major League Baseball legend Sandy Koufax are among the several luminaries who have competed as Bearcats.
- The Bearcats entered a new era as a Power Five School on July 1 when they officially joined the Big 12 Conference, positioning Cincinnati among the nation's premier athletics programs.
- Off the field, UC student-athletes continue to find success, collectively posting a 3.4 GPA in spring 2023 with 78% earning spots on the Honor Roll.
- Under the leadership of Director of Athletics John Cunningham, and supported by more than 150 full-time staff members, UC Athletics' mission is to connect our community, enhance our university and impact the lives of student-athletes as they prepare to change the world on and off the field.

## THIS IS BIG

- Cincinnati joined the Big 12 on July 1, 2023, along with UCF, Houston and BYU.
- After 25 years as a football independent (1970-1995), Cincinnati joined Conference USA in 1996 before becoming a member of the BIG EAST in 2005 and then The American in 2013.

## AN ELITE PROGRAM BY THE NUMBERS

- Any way you look at it over the last five, 10, 15 and 20 years — Cincinnati has proven to be one of the nation's top programs.
- UC ranks tied with Notre Dame as the fifth-winningest program in the FBS since 2018 (last five years) with a 53-11 (83%) mark. Cincinnati joins Alabama (62), Georgia (60), Clemson (60) Ohio State (55), Notre Dame (53) and Oklahoma (50) as the only teams to average at least 10 wins per season since 2018.
- Cincinnati is the 14th winningest program since 2013 (the last 10 years) with a record of 86-41 (68%), winning three conference championships and advancing to eight bowls, including two New Year's Six bowls in that time frame.
- The Bearcats became the first-ever "Group of Five" team to advance to the College Football Playoff in 2021, defeating No. 9 Notre Dame on the road and finishing undefeated in the regular season along the way.
- Since 2008, Cincinnati has the 12th-most wins in college football (last 15 years) with a 133-59 (69%) mark. The Bearcats have won an astounding seven conference championships over the last 15 years with only Oklahoma (nine), Ohio State (eight), Alabama (eight) and Clemson (seven) matching that feat. UC also has four New Year's Six bowl appearances and three AP Top 10 finishes in that time frame.

- Cincinnati (2021) is one of only 15 teams ever to play in the College Football Playoff and join Oklahoma (2016, 2019, 2020) and TCU (2022) as the only current Big 12 teams to ever qualify for College Football's Final Four.

## LOOKING AT THE 2023 SCHEDULE

- The Bearcats joined the Big 12 on July 1, setting up what will be the most exciting football schedule in school history this fall.
- Cincinnati hosts seven games at Nippert Stadium.
- Cincinnati's first conference game as a member of the Big 12 will be a marquee matchup against Oklahoma on Sept. 23 inside Nippert Stadium.
- Other highlights include renewing old BIG EAST rivalries with road contests at Pitt and West Virginia.

## NOTING THE 2023 SCHEDULE

- EKU (Sept. 2):** Cincinnati seeks its 22nd consecutive win in home openers.
- Pitt (Sept. 9):** River City Rivalry resumes with former Big East foe; Bearcats won the last two meetings in 2011 and 2012.
- Miami (Ohio) (Sept. 16):** The Battle for the Victory Bell remains the longest continuous non-conference rivalry in FBS college football and the oldest rivalry in the FBS with the first game played in 1888. UC leads 60-59-7.
- Oklahoma (Sept. 23):** Sooners' first trip to Nippert Stadium; two of only 15 programs to appear in CFP meet for first time since 2010. UC and OU are two of only seven teams to win 50 games since 2018.
- BYU (Sept. 29):** Big 12 newcomers previously had home-and-home series in 2015 and 2016 with the Cougars winning both matchups.
- Iowa State (Oct. 14):** First meeting
- Baylor (Oct. 21):** First meeting
- Oklahoma State (Oct. 28):** Fourth all-time meeting and first since 1983.
- UCF (Nov. 4):** Bearcats have won three of the last four matchups, but dropped the 2022 contest in Orlando. The Bearcats and the Knights spent recent years as the top two Group of Five teams. UCF won 25 straight games and two AAC titles in 2017 and 2018. Cincinnati actually handed UCF its first AAC loss in three years in a historic 27-24 Friday night win in 2019 which propelled the Bearcats to back-to-back league titles and AP Top 10 finishes in 2020 and 2021.
- Houston (Nov. 11):** 29 meetings are the most among any 2023 opponent; UC has won three in a row from 2019-21, including the 2021 AAC Championship Game which secured the first ever 13-0 start in school history.
- West Virginia (Nov. 18):** Former Big East rivals meet for 21st time and first since 2011.
- Kansas (Nov. 25):** Cincinnati won 34-7 in Nippert Stadium in 1997, one of two matchups all-time.

## BEARCATS FIND NFL SUCCESS

- Cincinnati has seen 16 Bearcats drafted since the start of 2021 — second-most in the Big 12 in that time span. The list includes Ahmad "Sauce" Gardner, who was selected fourth overall by the New York Jets in 2022 and went on to earn All-Pro and NFL Defensive Rookie of the Year honors.
- While Gardner took the NFL by storm as a rookie, Travis and Jason Kelce turned in dominant seasons once again.

## NUMBERS TO KNOW

81%

Since the start of 2013, Cincinnati has won 81% of its games at Nippert Stadium (51-12). UC had won 31 consecutive home games — the 19th-longest streak in CFB history — before a loss in the 2022 regular season finale to Tulane.

8

Cincinnati has eight new faces in the wide receiver room. Six are transfers, with former quarterback Evan Prater (two starts in 2022) and freshman Barry Jackson filling out the rest. Chris Scott (R-Jr.) is the only returner.

2

Scott Satterfield has won Coach of the Year honors from two conferences: the Sun Belt with Appalachian State (2018) and ACC with Louisville (2019).

46.2

Junior punter Mason Fletcher is arguably the nation's punter. His 46.23 average in 2022 ranked fourth nationally and is the top average among returners. He was a Ray Guy Finalist and just missed Kevin Huber's school average record (46.90).

6

A pair of redshirt senior defensive players returned for their sixth-season at UC in defensive end Malik Vann and safety Taj Ward. Vann started nine games in 2021 and two in 2022 before injury. Ward started all 13 games at nickel back in 2022.

## HOMETOWN HEROS

- A dozen players from Cincinnati appeared on the season-opening two-deep on offense and defense.
- 26 players from Ohio are also on the initial two-deep.
- This speaks to the program's philosophy to heavily recruit "the State of Cincinnati" and the 50-mile radius around campus.
- UC also features Cincinnati native and legendary Colerain high school coach Kerry Coombs on staff as the cornerbacks coach and special teams coordinator.

### The hometown heroes include:

**Jowon Briggs (DE):** Walnut Hills HS

**Dontay Corleone (DT):** Colerain HS

**Deshawn Pace (STAR):** Colerain HS

Evan Prater (WR): Wyoming HS

Malik Vann (DE): Fairfield HS

**Corey Kiner (RB):** Roger Bacon HS

Daved Jones Jr. (LB): Lakota West HS

Ken Willis (STAR): Colerain HS

James Camden (LB): Anderson HS

Nijel Mooney (LB): Roger Bacon HS

Bryce Burton (H/K): Princeton HS

Mao Glynn II (OL): Walnut Hills HS

Ryan Mullaney (DL): Moeller HS

Landon Fickell (OL): Moeller HS

**Luke Kandra (OL):** Elder HS

Sterling Buckhalter (WR): Princeton HS

Jiari Thomas (WR): Winton Woods HS

**Eric Phillips (DE):** Colerain HS

Barak Faulk (TE): Mason HS

\*Bold indicates projecter starter

## WE ARE FAMILY

This year's roster includes five Bearcats who followed in family footsteps to play for UC.

## BROTHER PLAYED AT CINCINNATI

- Jackson Bruscianelli - Franklin (LB, 2013-16)
- Jack Dingle - Jacob (DB, 2019-)
- Deshawn Pace - Ivan (LB, 2022)
- Evan Prater - Garyn (WR, 2019-20)
- Jiair Thomas - Jaheim (LB, 2020-22)

## FATHER PLAYED AT CINCINNATI

- Jackson Bruscianelli - Jack (LB, 1988-89)
- Jack Dingle - Nate (LB, 1990-93)
- Antwan Peek Jr. - Antwan (LB, 1999-02)

Cincinnati boasts four players on the roster who immediate family members play/played in the NFL.

- Jack Dingle - Father Nate (1995-97)
- Jacob Hoying - Father Bobby (1996-2001)
- Antwan Peek Jr. - Father Antwan Sr. (2003-08)
- Deshawn Pace - Brother Ivan Pace Jr. (2023-)

## DOUBLE DUTY

- UC radio voice Dan Hoard also serves as the PXP man for the Cincinnati Bengals, making him part of a select group. Hoard joins Bill Hillgrove (Pittsburgh Panthers & Steelers) as the only broadcasters in the country to handle radio PXP duties for an NCAA FBS and NFL team. ESPN CFB commentators Wes Durham (Atlanta), Dave Pasch (Arizona) and Bob Wischusen (NY Jets) are NFL radio voices.

## ACADEMIC SUCCESS

- Cincinnati's academic prowess from the 2022-23 saw 35 Bearcats make the spring Dean's List and 56 overall with a 3.0-or-higher semester GPA.
- The program has a 100-percent senior graduation rate since 2017, including Ahmad "Sauce" Gardner returning for his fourth and final year after earning NFL Defensive Rookie of the Year honors.
- UC has six football Academic All-Americans since 2020.

## IT'S ACADEMIC

## CINCINNATI FOOTBALL'S ALL-TIME

## ACADEMIC ALL-AMERICANS

- 1979 — G Edward Koboves (Second Team)
- 1981 — OT Kari Yli-Ranko (First Team)
- 1983 — WR Jason Stargell (Second Team)
- 1989 — P Jeff Jones (Second Team)
- 1990 — DL Kyle Stroh (First Team)
- 1991 — TE Kris Bjorson (First Team)
- 1997 — DL John Joseph Kobalka (First Team)
- 2020 — P James Smith (Second Team)
- 2021 — QB Desmond Ridder (First Team)\*
- 2021 — WR Alec Pierce (First Team)\*
- 2021 — OL Lorenz Metz (Second Team)
- 2021 — S Bryan Cook (Second Team)\*
- 2022 — LB Wilson Huber (Second Team)\*

\*On active NFL rosters

The brothers, who both starred for the Bearcats more than a decade ago, each earned All-Pro and faced off in Super Bowl LVIII. The Kansas City Chiefs won the league crown and Travis Kelce was joined by fellow Bearcat Bryan Cook, a rookie safety.

## SATTERFIELD ERA BEGINS

- Cincinnati head coach Scott Satterfield begins his first spring at the helm of the Bearcats. He was hired as UC's 43rd head coach on Dec. 5, 2022.
- Satterfield brings an outstanding 76-48 record (.612) in 10 years as a head coach at Louisville and Appalachian State, holding a winning mark in seven seasons in addition to a 4-1 record in bowl games.
- He led the Mountaineers from the FCS to the FBS and to three straight conference titles.
- He lifted the Cardinals up from a 2-10 campaign in 2018 to an 8-5 record in his first season in 2019.
- A Durham, N.C., native, Satterfield was the 2018 Sun Belt Coach of the Year at Appalachian State before earning 2019 ACC Coach of the Year honors after leading the Cardinals to a six-win improvement in his first year.
- Satterfield has deep ties to App State, serving as an assistant coach (1998-08) and quarterback for the Mountaineers (1991-95), helping lead his alma mater to three NCAA Division I FCS national titles and eight conference championships along the way.

## NEW FACES

- After the 2022 season, Cincinnati had 15 players enter the transfer portal and leave the program and another 17 either graduated or declared for the NFL Draft.
- The Bearcats brought in 23 college transfers for this fall:
  - TE Joey Beljan (Western Kentucky)
  - WR Sterling Berhalter (NC A&T)
  - K Carter Brown (Arizona State)
  - OL Deondre Buford (Kentucky)
  - OLB Daniel Grzesiak (Nevada, Utah State)
  - WR Xzavier Henderson (Florida)
  - DT Jalen Hunt (Michigan State)
  - LB Dion Hunter (New Mexico)
  - LB Dorian Jones (Louisville)
  - QB Emory Jones (Arizona State, Florida)
  - OL Luke Kandra (Louisville)
  - DE Kyree Moyston (Virginia Tech)
  - OL Judea Milon (SE Missouri State)
  - WR Donovan Ollie (Washington State)
  - OL Trevor Radosevich (Penn)
  - WR Braden Smith (Louisville)
  - WR Aaron Turner (UConn)
  - S George Udo (BYU)
  - DB D.J. Taylor (Arizona State)
  - DB Jabril White (JC)
  - OL Philip Wilder (Southeast Missouri State)
  - WR Dee Wiggins (Louisville, Miami)
  - DB Jordan Young (Florida)

## BY RUSH AND BY PASS

- In nine seasons as an FBS head coach, Satterfield's rush offense has always averaged at least 200 yards per game and his teams have ranked in the Top 30 nationally in rushing every year. Louisville's offense was the only FBS program to average both 200 yards passing and 200 yards rushing each of the last four seasons.

## Satterfield Offenses by the Numbers (national rank)

YEAR	RUSH (rank)	PASS (rank)	TOTAL (rank)
2022	201.0 (23)	205.5 (99)	406.5 (49)
2021	212.9 (18)	236.4 (65)	446.2 (21)
2020	200.0 (29)	244.2 (48)	444.2 (29)
2019	212.9 (24)	234.5 (65)	447.3 (24)
2018	240.4 (14)	190.6 (99)	431.0 (37)
2017	223.6 (22)	216.2 (75)	439.8 (31)
2016	250.9 (10)	179.0 (105)	429.9 (52)
2015	271.5 (6)	195.8 (93)	467.3 (26)
2014	241.8 (18)	219.8 (73)	461.5 (26)

## TWO ALL-AMERICANS RETURN

- Redshirt sophomore defensive tackle Dontay Corleone burst onto the national scene in 2022, earning Third Team All-American honors from the Associated Press and Pro Football Focus. He was famously nicknamed "The Godfather," and rated PFF's top defensive player in the country for 2022 (94.7) and the No. 2 returning interior defensive lineman for 2023. His 94.7 percent run-grade was the best by PFF since Micah Parsons in 2019 and the fifth-highest for a single season by a defensive lineman, edge or linebacker since 2014. The Cincinnati Colerain High School product tallied 45 tackles, 5.5 TFLs, three sacks, two fumble recoveries and two forced fumbles in 2022.
- Corleone was also named the No. 7 draft-eligible DT underclassman by The Athletic's Dane Brugler in the preseason.
- Junior Mason Fletcher also collected Third Team All-American honors from the AP and was a Ray Guy Award finalist. He will arguably be the top returning punter in the country after earning AAC Special Teams Player of the Year honors and ranking fifth in the country with a 46.2 average. The Melbourne, Australia native booted 14 50+ punts and his long of 84 yards set against SMU shattered the Cincinnati and AAC record for longest punt.

## WEALTH OF KICK AND PUNT RETURNERS

- Cincinnati returns fifth-year running back Ryan Montgomery, whose 672 punt return yards rank third in school history. He is joined by several transfers with solid special-teams resumes.
- Defensive back D.J. Taylor, a three-year letterwinner at Arizona State, had a 107-yard KR score against Arizona in 2020 while ranking third in the nation with a 36.9-yard average.
- Braden Smith had a 30-yard punt return against Kentucky in 2022 and a career-long 49-yard touchdown versus ECU in 2021.
- Xzavier Henderson had 34 punt and nine kickoff returns in his three years at Florida, including returns of 48 yards against Missouri and 28 at Texas A&M in 2022. He also returned a punt 33 yards against FAU in the 2021 opener.

## MARRIED BRIGGS LEADS DEFENSE

- Fifth-year senior Jowon Briggs leads UC with 17 career starts at Cincinnati. A former Walnut Hills High School star, he originally played at Virginia, where he started 14 games over two seasons and was a Midseason Freshman All-American in 2019.
- In 2022, he started all 13 games at nose tackle, anchoring a defense that ranked fifth nationally in yards per play allowed (4.61).

- Briggs has a degree in interdisciplinary studies with a focus on physics and music. He will have his certificate in computer science in December.
- He finished with 61 tackles, 4.5 tackles for loss and three sacks en route to All-AAC First Team honors.
- Briggs is also an accomplished musician and is a married to Nyjae Briggs. The couple has three kids, Jowon and Reine, a newborn baby born on Aug. 25, 2023.

## UC DEFENSE SHOULD CAUSE HAVOC

- Cincinnati associate head coach / defensive coordinator Bryan Brown's defense should cause havoc after his Louisville team led the nation with 50 sacks in 2022.
- Brown has plenty of weapons at his disposal with All-American nose tackle Dontay Corleone and fellow all-conference defensive lineman Jowon Briggs pairing with newcomer Daniel Grzesiak, an edge rusher who transfers in from Utah State where he had had 8.5 sacks last season, and sixth-year senior defensive end Malik Vann (nine career sacks) to lead the Bearcats' front seven.
- Brown's Cardinals defense also finished third in turnovers forced (30), seventh in TFLs (97) and 11th in points allowed (19.2) in 2022.

## CHEF MYLES MONTGOMERY

- Redshirt sophomore running back Myles Montgomery, one of the fastest players on the team, has proven that he is ready to take on a larger role this fall after totaling 14 attempts for 120 yards and a touchdown in six games in 2022.
- Another element to his game, even if off the field, is his cooking.
- This fall, he said his favorite thing to make is pasta and that he is trying to perfect steak. He also previously cited his pot roast, potatoes and carrots as a staple. He and tight end Chamon Metayer, a classmate and fellow Floridian, were roommates, with Montgomery saying teammates would always come over for different meals the two cooked.

## WHO IS NEW AT QUARTERBACK

- Cincinnati signed transfer quarterback Emory Jones in the early signing period in December. He has started 20 games at Arizona State and Florida, and thrown for 4,880 yards and 33 touchdowns over 45 career games. He started 12 games at Florida in 2021 and finished with 2,734 yards and 19 touchdowns to go along with 758 yards and four touchdowns on the ground.
- Brady Drogosh, a 6-4 true freshman, joins the Bearcats as a four-star recruit and Michigan's No. 1 prospect. He was named Michigan's Mr. Football in 2022 after throwing for 2,264 yards and 35 touchdowns to go along with 1,340 rushing yards for De La Salle Collegiate.

## DUAL-THREAT DROGOSH

- True freshman quarterback Brady Drogosh turned heads in his first collegiate spring and fall camp, despite coming in as arguably UC's top high-school signee.
- The Warren, Mich., native was a consensus four-star recruit and rated the No. 1 player in the state, a top-five quarterback and top-50 national prospect by On3. While the 6-foot-4, 215-pound gunslinger has displayed a fluid throwing motion, he also unleashed a 99-yard touchdown run in a fall-camp scrimmage at Nippert Stadium in front

of several fans.

- He and redshirt-sophomore Brady Lichtenberg have battled for the No. 2 spot behind Emory Jones.

## BRADEN SMITH TAKES TO THE AIR

- Louisville transfer wide receiver Braden Smith is not only a 4.4 40-yard dash extraordinaire; the 23-year-old is a certified pilot. He took up the journey shortly after his three-catch, 45-yard Fenway Bowl performance against Cincinnati in December.
- Smith's long-term goals include flying cargo for UPS or FedEx, but says he remains open to airlines.
- "I just enjoy the thrill of being hands-on and being in control and going through procedures and things of that nature," Smith said to the Cincinnati Enquirer. "The first time I went up I was kind of shakin' at the knees. I didn't know what to expect. Luckily, I had a really good instructor and was able to keep flying. I got more confident with it, and once I was able to get my license, I really built up that confidence in myself."
- Smith had 59 catches for 653 yards for Louisville from 2020-22 after transferring from Northwest Mississippi CC.

## NEW FACES AT WIDE RECEIVER

- The Cincinnati wide receiver room returns just one scholarship receiver in redshirt junior Chris Scott, but it added loads of experience to offensive coordinator/wide receivers coach Brad Glenn's room.
- **0 Braden Smith (Louisville)** — Appeared in 29 games as a wide receiver and kick specialist for Louisville, where he hauled in 59 receptions for 653 yards and two touchdowns from 2020-22 after transferring from Northwest Mississippi CC.
- **2 Dee Wiggins (Louisville)** — Veteran who brings 22 games of starting experience during stints at Louisville and Miami. Spent four seasons at Miami from 2018 to 2021 where he appeared in 40 games at wide receiver. Totaled 791 receiving yards on 62 receptions for seven touchdowns as a Hurricane. Played three games at Louisville in 2022 before a season-ending injury.
- **3 Evan Prater (QB at UC)** — Started two games behind center for the Bearcats in 2022 and was previously a backup for Desmond Ridder. Moved to wide receiver this summer. Had 166 yards on the ground as a quarterback and is a natural athlete.
- **8 Xzavier Henderson (Florida)** - Led Florida with 38 receptions in 2022, while also totaling 410 receiving yards and two touchdowns. He appeared in 35 games, recording 73 catches for 835 yards and five touchdowns with the Gators from 2020-22. Former teammate of UC starting quarterback Emory Jones.
- **9 Aaron Turner (UConn)** - Appeared in all 25 games for UCONN from 2021-22, totaling 90 receptions for 759 yards and three touchdowns, in addition to 75 more yards on the ground. Led the Huskies in receptions, his second straight season with a team-high in catches, yards and touchdowns in 2022, finishing with 57 catches for 527 yards and three scores after hauling in 33 catches for 232 yards in 2021.
- **11 Donovan Ollie (Washington St.)** - Experienced receiver who brings 24 career starts, 70 receptions, 807 yards, four touchdowns and two years of eligibility to the Bearcats following four seasons as a member of the Washington State program. Made 11 starts and appeared in 12 games in 2022, tallying 43 receptions for 491 yards and three

## PERMANENT CAPTAINS

Head coach Scott Satterfield announced four permanent captains for the 2023 season on Sunday, Aug. 27 - the start of the first game week.

The four players were selected by their peers.

RSr. DE Jowon Briggs  
RSa. DT Dontay Corleone  
Rlr. OL Gavin Gerhardt  
RSr.\* QB Emory Jones

## 19 CURRENT UC GRADUATES ON THE TEAM

Nineteen Cincinnati football players have their degree in hand from either UC or their previous institution.

- Jowon Briggs (Interdisciplinary Studies - physics, music concentration)
- Ryan Montgomery (Criminal Justice)
- Malik Vann (Criminal Justice)
- Jackson Brusciannelli (Marketing)
- Bryce Burton (Marketing)
- Cam Jones (Interdisciplinary Studies)
- Ryan Mullaney (Finance)
- Cayson Pfeiffer (Marketing)
- Eric Phillips (Criminal Justice)
- Jaiir Thomas (Criminal Justice)
- Taj Ward (Exercise Science)
- Daniel Grzesiak
- Trevor Radosevich
- Emory Jones
- Joey Beljan
- Braden Smith
- George Udo
- Dee Wiggins
- Jack Perry

## 12 THINGS TO KNOW ABOUT UC

1. Founded in 1819
2. Enrollment: 50,500 (projected for 2023)
3. Students from all 50 states and 121 countries
4. 12 consecutive years of record enrollment
5. Global birthplace of cooperative education (co-op)
6. #1 Public University for Co-Op & Internships from *U.S. News and World Report*.
7. \$76 million annual student co-op earnings
8. \$1.8 billion endowment (among Top 25 public universities in the U.S.)
9. \$10.6 billion regional economic impact in Greater Cincinnati.
10. 332,000+ living alumni
11. MLB Hall of Famer Sandy Koufax and NBA Legend Oscar "The Big O" Robertson attended UC.
12. Astronaut Neil Armstrong and U.S. President and Supreme Court Chief Justice William Howard Taft attended UC.

scores. Overlapped one season with the late Mike Leach, whose Texas connections brought him to Pullman.

- **14 Barry Jackson (High School)** - Four-star recruit according to Rivals and one of the top 50 prospects in the state of Georgia according to 247Sports.
- **84 Sterling Berkhalter (NC A&T)** - Cincinnati native who played in 16 games with 13 starts over two seasons (2021-22) at North Carolina A&T. Totaled 35 receptions for 476 yards and two scores. Made 10 starts in 2022, tallying 28 receptions for 414 yards and both career touchdowns. Attended Georgia Prep Academy prior to college.

## CONTINUING THE PACE

- Deshawn Pace will move from linebacker to the "Star" position in Bryan Brown's defense. The "Star" is a hybrid nickel back / linebacker position meant to utilize Pace's elite athleticism.
- Pace is poised to be a leader on UC's defense following a productive last two seasons. He has started 12 games over the last two years, tallying 157 tackles and 14.5 for loss to go with five interceptions. He was also an AAC Honorable Mention performer during the 2021 CFP season as sophomore.
- In 2021, he finished sixth in the AAC with 94 tackles, while adding nine TFLs and a team-high four interceptions as a playmaking force on the best team in program history.

## 53-11 RECORD SINCE 2018 AMONG NATION'S BEST

- Cincinnati is tied with Notre Dame with the fifth-most wins in college football (53) since 2018.
- The Bearcats' Week 4 matchup against Oklahoma will pit two of the seven program to win 50 games from 2018 to 2022.
- UC head coach Scott Satterfield propelled App State onto this list during his 11-win final season at the helm of his alma mater in 2018.

### WINNINGEST FBS PROGRAMS SINCE 2018

TEAM	W-L	WIN %
Alabama	62-7	89.9
Georgia	60-8	88.2
Clemson	60-9	87.0
Ohio State	55-7	88.7
Cincinnati	53-11	82.8
Notre Dame	53-11	82.8
Oklahoma	50-15	76.9
App State	49-16	75.4
Louisiana	47-19	71.2
Michigan	46-14	76.7
UCF	46-17	73.0
LSU	46-19	70.8

## HE COULD BE THE NATION'S BEST

- Sophomore P Mason Fletcher ranked fourth in the nation and second in the AAC with a 46.2 average and was named to the Ray Guy Award watch list, in addition to multiple Preseason All-America honors.
- 29 of his 62 punts (47%) have been downed inside the 20-yard line with 12 downed inside the 10.
- He has 14 punts of 50+ and three 60-yarders, including a school and AAC record 84 on his first SMU attempt.
- His 65.0 average at SMU also set AAC and UC records and gave Fletcher AAC Special Teams honors.
- He averaged 46.5 on six punts against ECU, placing three inside the 20 with a long of 56 and no touchbacks.
- Against Navy, he averaged 49.8 on four punts, with two 50-yarders, three inside the 13, including his second punt

downed at the 1 this season.

- In his USF game, Fletcher had a punt downed inside the 1-yard line and all three of his punts were downed inside the 13.
- He has two touchbacks this season (one on the 84-yarder) and 34 of his 51 punts have not been returned.
- Fletcher was also named to the Ray Guy Award Watch List and the Ray Guy National Punter of the Week on Oct. 6.
- He also earned AAC Special Teams Player of the Week after booting a career-long 67-yarder and averaging 48.2 yards per attempt against Miami (Ohio) in Week 3.
- The Melbourne, Australia native faced his brother, Max Fletcher, a freshman punter for Arkansas, in the season opener at Arkansas. Mason and Max's parents, Dustin and Suzanne, flew from Australia for the game. It marked the first time in nearly two years that Mason had seen his brother and mother. Fletcher's father, Dustin, a 23-year veteran in Australian Rules Football, came to the Cotton Bowl last season.

## HALL OF FAME BLOODLINES

- Redshirt-sophomore safety Antwan Peek Jr. is following in his father's Cincinnati Athletics Hall of Fame footsteps.
- The elder Peek is UC's all-time leader in sacks (27.0), tackles for loss (56.0), forced fumbles (17) and blocked kicks (7). He was a third round pick (No. 67 overall) by the Houston Texans in the 2003 in the NFL Draft and played five seasons in the NFL, including four with the Texans and one with the Browns, finishing with 28 starts.

## HARD TICKET TO COME BY

- Cincinnati football officially sold out of season tickets for the 2023 football season, selling more than 25,300 to set a new school record in August.
- It's the second time in history that UC has sold out of season tickets.
- Last season, UC set a record with just over 22,000 season tickets sold.
- Cincinnati has sold out 11 consecutive home games dating back to the third home game of 2021, as well.

## LEFT TACKLE AN AEROSPACE ENGINEER

- The offensive line is a cerebral position, and redshirt-junior offensive lineman John Williams has proven it as he pursues a starting job at left tackle.
- Williams, an aerospace engineering major, played in 12 of 13 games last year and 12 more in 2021, including starting the first three for the eventual CFP Bearcats. He cites NASA and Boeing as two places he would like to work for once his career is over.
- "I do take a good amount of pride in it," he told Sports Illustrated about his heavy academic balance. "It's hard to juggle, and I'll say I don't sleep much, but I like to work hard and it is what it is."

## BUFORD HAS SEEN THE BEST

- Redshirt-junior and Kentucky transfer Deondre Buford is set to take on the starting right tackle spot.
- The Detroit native, who went to the same Martin Luther King HS as Ahmad "Sauce" Gardner, appeared in all 13 games for UK in 2022 at both guard and tackle, while earning a pair of starts. One of those was against defending and eventual national champion Georgia.

## HOME OPENER WIN STREAK

- Last season's 31-24 loss at Arkansas snapped UC's 11-game win streak in season openers. It was UC's first opener on the road since 2018, a win at UCLA in which Desmond Ridder began his storied career by coming off the bench and leading UC back from a 10-point deficit. The Bearcats opened 2019 by beating the Bruins in Cincinnati, as well.
- Cincinnati has won 21-straight home openers, beginning with an overtime win over TCU in 2002. Last season was a 63-10 win over Kennesaw State.

RK	SCHOOL	SCORE
2022	Kennesaw State	W, 63-10
2021	Miami (OH)	W, 49-14
2020	Austin Peay	W, 55-20
2019	UCLA	W, 24-14
2018	Alabama A&M	W, 63-7
2017	Austin Peay	W, 26-14
2016	UT Martin	W, 28-7
2015	Alabama A&M	W, 52-10
2014	Toledo	W, 58-34
2013	Purdue	W, 42-7
2012	Pittsburgh*	W, 34-10
2011	Austin Peay	W, 72-10
2010	Indiana State	W, 40-7
2009	SE Missouri State	W, 70-3
2008	Eastern Kentucky	W, 40-7
2007	SE Missouri State	W, 59-3
2006	Eastern Kentucky	W, 31-0
2005	Eastern Michigan	W, 28-26
2004	Miami (OH)	W, 45-26
2003	East Carolina*	W, 40-3
2002	TCU*	W, 36-29 (OT)

## THE LONE RETURNING STARTER ON OFFENSE

- The coaching change and transfer portal has made for a completely different offensive depth chart this season.
- Redshirt-junior center Gavin Gerhardt is the only returning offensive starter, having taken on all 13 games last year and proving to be one of the Bearcats' best on the line. He snapped for two quarterbacks with vastly different styles and paved the way for three different running backs to tally 100-yard rushing games.
- Not only that, he was emerging as a starting guard in 2022 fall camp before a season-ending injury to incumbent center Jake Renfro.

## ANDERSON GOES FROM NB2 TO CB1

- Redshirt-junior Sammy Anderson has made quite the impression on his new defensive coaches, poising himself to be a breakout performer.
- He previously backed up sixth-year nickel Taj Ward but has since moved over to a starting cornerback role. He credits position coach Kerry Coombs, one of two assistants to stay on from Fickell to Satterfield, as a key influence in staying at Cincinnati, even referring to him as a father figure.
- Last year was Anderson's first as a main contributor, appearing in all 13 games while rotating with Ward as the first-string nickel. He finished with 19 tackles, 2.5 TFLs and once forced fumble, as well as earning his first corner start in the Wasabi Fenway Bowl.

## BEARCATS IN SEASON OPENERS

- Last season's 31-24 loss at Arkansas snapped UC's 11-game win streak in season openers. It was UC's first opener on the road since 2018, a win at UCLA in which Desmond Ridder began his storied career by coming off the bench and leading UC back from a 10-point deficit. The Bearcats opened 2019 by beating the Bruins in Cincinnati, as well.
- Cincinnati has won 21-straight home openers, beginning with an overtime win over TCU in 2002. Last season was a 63-10 win over Kennesaw State.

## FREAKS LIST

- UC boasted three members of Bruce Feldman's annual "Freaks" list for the third-straight season.
- Tyler Scott, Tre Tucker and Josh Whyte earned the honors in 2022, while Desmond Ridder, Alec Pierce and Myjai Sanders garnered 2021 nods. All six are now on NFL rosters.
- Defensive lineman Jowon Briggs, an eclectic music persona with the piano, guitar, bass, drums, sax, flute, cello, violin, viola, harmonica and his tenor voice, squatted 700 in high school. He deadlifted 655 this offseason and did 31 bench-press reps at 225. He also hit 18.6 MPH and 4.89 in the pro shuttle.
- Fellow defensive lineman Dontay Corleone benches 485, squats 605 and deadlifts 700. He can also hit 18 MPH on the GPS with a 4.68 pro shuttle, something only one other 300-pound defensive lineman could do faster at the NFL Combine.
- Deshawn Pace, the 6-2, 212-pound senior star (hybrid nickel/linebacker) hit 21.21 MPH with a speedy 1.51 10-yard split. He also benches 340 pounds and can do 25 pull-ups.

## UNDEFEATED HOME RECORDS

YEAR	RECORD
2021	7-0
2020	7-0
2019	6-0
2018	6-0
2009	6-0
2008	6-0
2000	6-0
1993	5-0
1982	5-0
1976	5-0
1953	7-0
1941	6-0
1935	6-0

## CHAMPIONSHIP HISTORY

- UC won the 2021 and 2020 AAC Championships, its 15th and 16th league titles, for its first two since 2014 and first outright crowns since 2009.
- UC played in its third-straight AAC title game in 2021.
- Each of the last two were played at Nippert Stadium. UC toppled No. 16 Houston in 2021 after defeating No. 23 Tulsa on Cole Smith's game-ending 34-yard field goal. That first game, played on Saturday, Dec. 19 at Nippert Stadium, marked the latest date a game was played in Nippert since a matchup vs. Xavier on Dec. 7, 1918.

### CONFERENCE CHAMPIONSHIPS (16)

YEAR	LEAGUE	HC	REC
1933	Buckeye *	King	7-2-0
1934	Buckeye	King	6-2-1
1947	Mid-American	Nolting	7-3-0
1949	Mid-American	Gillman	7-4-0
1951	Mid-American	Gillman	10-1-0
1952	Mid-American	Gillman	8-1-1
1963	Missouri Valley *	Studley	6-4-0
1964	Missouri Valley	Studley	8-2-0
2002	Conference USA *	Minter	7-7-0
2008	BIG EAST	Kelly	11-3-0
2009	BIG EAST	Kelly	12-1-0
2011	BIG EAST *	Jones	10-3-0
2012	BIG EAST *	Jones	10-3-0
2014	American *	Tuberville	9-4-0
2020	American	Fickell	9-0-0
2021	American	Fickell	13-0-0

\* - Shared title

## TAKE ME TO HIGHER GROUND

- For the past 25 years, the UC football has called the Higher Ground Conference and Retreat Center in West Harrison, Ind., its preseason training home.
- The 280-acre facility is located about 30 miles from campus and has served as the Bearcats training camp location since the lead up to the 1999 season.
- Higher Ground has two 100-yard turf practice fields, including a new surface installed in 2017, ample living and meeting spaces and no distractions from football.

## INDOOR PRACTICE FACILITY IN 2024

- Cincinnati this summer broke ground on its new indoor facility. It includes a 120-yard football field, to also be used by other UC programs, scheduled for completion by Fall 2024, as well as a 96,000-square-foot performance center that includes football offices, nutrition stations, a weight room and mental health services, among many others, by Fall 2025.



## POLLING DATA

WEEK	AP	COACHES	CFP
Preseason	-	-	-
Sept. 5	-	-	-
Sept. 12	-	-	-
Sept. 19	-	-	-
Sept. 26	-	-	-
Oct. 3	-	-	-
Oct. 10	-	-	-
Oct. 17	-	-	-
Oct. 24	-	-	-
Oct. 31	-	-	-
Nov. 7	-	-	-
Nov. 14	-	-	-
Nov. 21	-	-	-
Nov. 28	-	-	-
Dec. 5	-	-	-
FINAL	-	-	-

## IN THE POLLS

AP	AFCA
1. Georgia	1. Georgia
2. Michigan	2. Michigan
3. Ohio State	3. Alabama
4. Alabama	4. Ohio State
5. LSU	5. LSU
6. USC	6. USC
7. Penn State	7. Penn State
8. Florida State	8. Florida State
9. Clemson	9. Clemson
10. Washington	10. Tennessee
11. Texas	11. Washington
12. Tennessee	12. Texas
13. Notre Dame	13. Notre Dame
14. Utah	14. Utah
15. Oregon	15. Oregon
16. Kansas State	16. TCU
17. TCU	17. Kansas State
18. Oregon State	18. Oregon State
19. Wisconsin	19. Oklahoma
20. Oklahoma	20. North Carolina
21. North Carolina	21. Wisconsin
22. Ole Miss	22. Ole Miss
23. Texas A&M	23. Tulane
24. Tulane	24. Texas Tech
25. Iowa	25. Texas A&M

## NIPPERT STADIUM TOP-10 CROWDS

ATT	OPPONENT	DATE	RESULT
40,140	UConn	10/24/15	W, 37-13*
40,121	UCF	10/04/19	W, 27-24*
40,101	Miami (Fla.)	10/01/15	W, 34-23*
40,015	Houston	09/15/16	L, 40-16*
39,095	Alabama A&M	09/05/15	W, 52-10
38,919	UConn	11/09/19	W, 48-3
38,557	South Florida	10/08/22	W, 28-24*
38,464	Indiana	09/24/22	W, 45-24*
38,461	Navy	11/05/22	W, 20-10*
38,199	East Carolina	11/11/22	W, 27-25*
38,112	Miami (OH)	09/24/16	W, 27-20
38,112	Temple	09/12/15	L, 34-26
38,088	Kennesaw State	09/10/22	W, 63-10*

\*-Sellouts



## CARSON FIELD AT NIPPERT STADIUM

CARSON FIELD AT NIPPERT STADIUM HAS BEEN THE VENERABLE HOME OF THE UNIVERSITY OF CINCINNATI FOOTBALL TEAM SINCE 1901 AND PROVIDES A PHENOMENAL HOME-FIELD ENVIRONMENT.

## HARD TICKET TO COME BY

- Cincinnati football officially sold out of season tickets for the first time ever prior to the 2022 football season, selling more than 23,500 to set a new school. The Bearcats accomplished the feat again in 2023.
- The Bearcats are currently on single-game sellout streak spanning 11 contests entering 2023.

## A MODERN CLASSIC

- In 1915, construction was completed on the first sections of a brick and concrete structure to replace the wooden stands and continued for several seasons as funds were raised.
- In 1924, the completed structure was dedicated as James Gamble Nippert Memorial Stadium with a capacity of 12,000.
- UC has used the Nippert site as a playing field since 1901, making it the second-oldest playing site in the nation for college football behind Penn's Franklin Field (1895).
- Among NCAA FBS schools, Nippert is the third-oldest stadium still in use, behind Bobby Dodd Stadium (Georgia Tech - 1913), Davis Wade Stadium (Mississippi State - 1914) and ahead of Ole Miss' Vaught-Hemingway Stadium (1915) and Wisconsin's Camp Randall Stadium (1917).
- Through numerous renovations, the structure situated in the middle of the Clifton campus has retained its early-century brickwork, wrought-iron gates, and trim giving Nippert a comfortable old-time stadium charm and appeal, while remaining a classic showplace for college football.
- The third-oldest NCAA FBS stadium entered a new era in 2015 following the completion of a 20-month, \$86-million, privately funded renovation and expansion project.
- The post-renovation season in 2015 coincided with the 100th anniversary of the original 1915 construction.

## FOR THE FANS

- Both concourses were renovated and widened and now feature nearly 75 permanent point-of-sale concession locations are available on game days.
- Concession stands feature the usual stadium staples along with offerings from premium local vendors, including Frisch's, Montgomery Inn and Skyline Chili.
- Enhancements were added in 2019, including: new tailgating spots, social gathering spaces, fans-first pricing and a season-long DJ for in-game entertainment.

## WHAT'S IN A NAME?

- During the season-ending clash with rival Miami (OH) in 1923, Jimmy Nippert sustained a spike wound injury and died a month later from blood poisoning.
- His grandfather, James N. Gamble of Procter and Gamble, provided the funds needed to complete the horseshoe-shaped structure, and the James Gamble Nippert Memorial Stadium was dedicated on Nov. 8, 1924.
- The stadium's founder was Arch Carson, who as captain and principal organizer played a significant role in starting football on the UC campus in 1885. In 1901 as physical director of the university, Carson guided the construction of the field which was later named for him -- the playing surface is still called Carson Field.

## THE WEST PAVILION

- The most striking changes sit five stories above the west concourse. At 105,000 square feet and 130 yards long, the West Pavilion rises out of the stadium concourse in glass and angles which contain a host of new premium seating along with state-of-the-art press facilities.
- The curvature of the facility matches that of Herschede-Shank Pavilion on the east side of the stadium and contains four levels; the Margaret & Michael Valentine press and suite level, suite level, scholarship club level, and patio mezzanine level.
- UC went from having nearly no premium seating options to the addition of 1,100 scholarship club seats and 53 indoor and outdoor suites of varying sizes. A skywalk connects Tangeman University Center to the West Pavilion with premium area customers able to access the facility on gameday from the other side of campus.

## TQL PARTNERSHIP BOLSTERS NIPPERT STADIUM

- Total Quality Logistics (TQL), the second-largest freight brokerage firm in North America and Cincinnati's largest private company, and UC announced in January 2023 a long-term strategic partnership that will include field level and stadium signage and logo assets for TQL as well as specific investment to the Bearcats' indoor practice and performance facility project.
- TQL's logo will appear on Carson Field in two places.
- While field surface branding typically results in renaming the venue, as a Cincinnati company, TQL has chosen to not name the field. It will continue to be named Carson Field in honor of Dr. Arch Carson, who organized the first football team at the university in 1885 and is known as the Father of UC Football.

## 2023 CINCINNATI FOOTBALL ALPHABETICAL ROSTER

#	NAME	POS.	HT.	WT.	CL.	HOMETOWN / HIGH SCHOOL / LAST SCHOOL
37	Trevor Adams	LB	6-2	236	RSO. <sup>^</sup>	Loveland, Ohio / Goshen / Western Kentucky
14	Rayquan Adkins	CB	5-11	185	Fr.	Miami, Fla. / Northwestern
7	Sammy Anderson Jr.	CB	6-0	185	RJr.	Dayton, Ohio / Trotwood-Madison
86	Lesley Andoh	WR	6-0	190	RFr. <sup>^</sup>	Dublin, Ohio / Scioto
17	Joey Beljan	TE	6-3	240	RSr.	Holland, N.J. / Delaware Valley / Western Kentucky
47	Rory Bell	K	5-10	185	RJr. <sup>^</sup>	Wilmington, Ohio / Wilmington / Temple
84	Sterling Berkhalter	WR	6-4	200	Jr.	Cincinnati, Ohio / Ga. Prep Academy / NC A&T
51	Ben Blevins	DL	6-2	270	RJr. <sup>^</sup>	Cincinnati, Ohio / La Salle
20	Oliver Bridges	DB	6-2	205	RFr.	Potomac, Md. / The Bullis School
0	Jowon Briggs	DE	6-2	297	Sr.*	Cincinnati, Ohio / Walnut Hills / Virginia
33	Carter Brown	K	6-0	205	So.	Pearland, Texas / Dawson / Arizona State
50	Jackson Brusciannelli	LB	5-11	240	RSr. <sup>^</sup>	Chicago, Ill. / Montini Catholic
56	Deondre Buford	OL	6-3	315	RJr.	Detroit, Mich. / Martin Luther King / Kentucky
24	Todd Bumphis	CB	6-0	198	RJr.	Toledo, Ohio / St. Francis De Sales
40	Kamari Burns	DE	6-4	275	Fr.	Columbus, Ohio / Gahanna Lincoln
39	Bryce Burton	H/K	5-10	200	RSr. <sup>^</sup>	Cincinnati, Ohio / Princeton
42	Stephan Byrd	RB	6-0	215	RFr.	Canal Winchester, Ohio / Canal Winchester
32	James Camden	LB	6-1	228	RJr. <sup>^</sup>	Cincinnati, Ohio / Anderson
21	Kalen Carroll	CB	6-1	185	RFr.	Indianapolis, Ind. / Center Grove
18	Trevor Carter	LB	6-1	205	Fr.	Ironton, Ohio / Ironton
2	Dontay Corleone	DL	6-2	318	RSO.	Cincinnati, Ohio / Colerain
29	Manny Covey	RB	5-11	190	Fr.	Starke, Fla. / Bradford
8	Isiah Cox	S	6-2	200	RSO.	Alcoa, Tenn. / Alcoa
61	Luke Dalton	OL	6-5	308	RFr.	Crystal Lake, Ill. / Marian Central Catholic
11	Jayden Davis	S	6-2	190	Fr.	Suwanee, Ga. / Collins Hill
36	Victor Dawson	RB	6-0	225	RSO. <sup>^</sup>	Akron, Ohio / Hoban / Merrimack
49	Jack Dingle	LB	6-4	238	RSO.	Louisville, Ky. / Trinity
33	Cl Doggette	DE	6-2	270	RFr.	Pickerington, Ohio / Pickerington Central
12	Brady Drogosh	QB	6-4	215	Fr.	Warren, Mich. / De La Salle Collegiate
78	Grant Edgington	OL	6-4	280	Fr. <sup>^</sup>	Madeira, Ohio / Madeira
45	Barak Faulk	TE	6-3	240	RJr. <sup>^</sup>	Cincinnati, Ohio / Mason
66	Landon Fickell	OL	6-4	290	RSO.	Cincinnati, Ohio / Moeller
31	Mason Fletcher	P	6-7	215	Jr.	Melbourne, Australia / ProKick
53	Gavin Gerhardt	OL	6-4	305	RJr.	Xenia, Ohio / Xenia
19	Tyler Gillison	OLB	6-4	242	RFr.	Pickerington, Ohio / Pickerington Central
55	Mao Glynn II	OL	6-3	300	RSO.	Cincinnati, Ohio / Walnut Hills
79	Ethan Green	OL	6-7	305	RFr.	Fremont, Ohio / Fremont Ross
9	Daniel Grzesiak	OLB	6-1	250	RSr.*	Los Angeles, Calif. / Crenshaw / Nevada / Utah State
77	Jonathan Harder	OL	6-5	320	RFr.	Delaware, Ohio / Olentangy Berlin
12	Justin Harris	CB	6-0	195	RSr.	Dayton, Ohio / Wayne
63	Nathan Hawks	K	6-0	204	Jr. <sup>^</sup>	Enon, Ohio / Greenon / Wittenberg
8	Xzavier Henderson	WR	6-3	200	Sr.	Miami, Fla. / Columbus / Florida
13	Jacob Hoying	QB	6-2	205	RSO. <sup>^</sup>	Columbus, Ohio / Bishop Watterson
90	Jalen Hunt	DT	6-4	315	RSr.	Detroit, Mich. / Belleville / Michigan State
42	Dion Hunter	LB	6-2	235	RJr.	Albuquerque, N.M. / Cleveland / New Mexico
52	Connor Ingram	P	5-10	215	So. <sup>^</sup>	Powell, Ohio / Olentangy Liberty / Wittenberg
14	Barry Jackson Jr.	WR	5-11	195	Fr.	Ellenwood, Ga. / Cedar Grove
99	Rob Jackson	DE	6-5	275	RSO.	Philadelphia, Pa. / Archbishop Wood
69	Cam Jones	OL	6-8	330	RSr.	Knott County, Ky. / Fredrick Douglass
23	Daved Jones Jr.	LB	6-1	228	RJr.	Cincinnati, Ohio / Lakota West
6	Dorian Jones	LB	6-0	230	Sr.	Boynton Beach, Fla. / American Heritage / Louisville
5	Emory Jones	QB	6-3	212	RSr.*	La Grange, Ga. / Heard County / Florida / Arizona State
67	Luke Kandra	OL	6-4	320	RJr.	Cincinnati, Ohio / Elder / Louisville
21	Corey Kiner	RB	5-9	215	Jr.	Cincinnati, Ohio / Roger Bacon / LSU
15	Will Kocher	QB	6-2	210	Fr.	Kings Mills, Ohio / Kings
39	Cincear Lewis	LB	6-2	210	RFr.	Kalamazoo, Mich. / Kalamazoo Central

#	NAME	POS.	HT.	WT.	CL.	HOMETOWN / HIGH SCHOOL / LAST SCHOOL
16	Brady Lichtenberg	QB	6-1	208	RSO.	Toledo, Ohio / St. John's Jesuit
91	Drew Logan	DL	6-4	270	RFr. <sup>^</sup>	North Canton, Ohio / Hoover
62	Matt Mason	OL	6-3	295	RFr. <sup>^</sup>	Union, Ky. / Ryle
82	Michael McCalmont	TE	6-3	240	RJr. <sup>^</sup>	Mason, Ohio / Mason
7	Chamon Metayer	TE	6-5	248	RSO.	Miami, Fla. / North Miami
89	Jesse Meyer	TE	6-4	235	RFr. <sup>^</sup>	Coldwater, Ohio / Coldwater
30	Au'braylen Million	DB	5-10	164	RFr. <sup>^</sup>	Middletown, Ohio / Middletown / Louisville
71	Judea Milon	OL	6-4	290	Jr.	Killeen, Texas / Shoemaker / Tyler Junior College
26	Myles Montgomery	RB	5-11	205	RSO.	Jacksonville, Fla. / Fletcher
22	Ryan Montgomery	RB	5-10	205	Sr.*	Franklin, Ohio / Franklin
38	Nijal Mooney	LB	6-0	230	RSO. <sup>^</sup>	Cincinnati, Ohio / Roger Bacon / Findlay
13	Kyree Moyston	DE	6-4	242	So.	Norfolk, Va. / Kings Fork / Virginia Tech
57	Ryan Mullaney	DL	6-2	250	RSr. <sup>^</sup>	Cincinnati, Ohio / Moeller
81	Michael Mussari	WR	6-1	188	Fr. <sup>^</sup>	Kings Mills, Ohio / Kings
85	Triston O'Brien	LS	6-3	225	RSO. <sup>^</sup>	Jefferson, Ohio / NDCL
11	Donovan Ollie	WR	6-3	212	RSr.	Wylie, Texas / Wylie / Washington State
3	Deshawn Pace	STAR	6-2	212	Sr.	Cincinnati, Ohio / Colerain
46	Antwan Peek Jr.	S	6-2	205	RFr. <sup>^</sup>	Cincinnati, Ohio / Indian Hill
83	Ty Perkins	WR	6-3	205	Fr.	Ironton, Ohio / Ironton
96	Dominique Perry	DL	6-2	290	RJr.	Germantown, Md. / Northwest
10	Jack Perry	QB	6-1	205	RSr. <sup>^</sup>	Mountain View, Calif. / St. Francis / San Mateo / Western Illinois
96	Cayson Pfeiffer	LS	6-0	220	RSr.*	Columbus, Ohio / Dublin Scioto
97	Eric Phillips	DE	6-3	260	RSr.	Cincinnati, Ohio / Colerain
3	Evan Prater	WR	6-4	208	RJr.	Cincinnati, Ohio / Wyoming
58	Trevor Radosevich	OL	6-4	310	RSr.*	Englishtown, N.J. / Manalapan / Penn
76	Mitch Raifsnider	OL	6-8	285	RSO. <sup>^</sup>	Castalia, Ohio / Margaretta / Army
34	Caleb Schmitz	TE	6-3	240	RSO.	Lancaster, Pa. / Warwick
80	Chris Scott	WR	6-2	205	RJr.	Columbus, Ohio / Pickerington North
92	Derrick Shepard Jr.	DL	6-3	305	RFr.	Dayton, Ohio / Archbishop Alter
48	Weston Simmons	LS	5-11	215	Fr. <sup>^</sup>	Mason, Ohio / Mason
17	Brian Simms III	LB	6-3	250	Fr.	Baltimore, Md. / St. Frances Academy
88	Payten Singletary	TE	6-4	235	RJr.	Thomasville, Ga. / Thomasville
0	Braden Smith	WR	5-10	185	RSr.*	Flowood, Miss. / Northwest Rankin / NW Miss. CC / Louisville
94	Keilan Smith	DT	6-2	330	Fr.	Pickerington, Ohio / Pickerington Central
41	Quinn Staten	LB	6-2	230	Fr. <sup>^</sup>	Toledo, Ohio / St. John's Jesuit
5	D.J. Taylor	S	5-10	192	RJr.	Tampa, Fla. / Tampa Catholic / Arizona State
50	Evan Tengesdahl	OL	6-4	310	Fr.	Dayton, Ohio / Wayne
85	Jiari Thomas	WR	6-4	215	RSr. <sup>^</sup>	Cincinnati, Ohio / Winton Woods
25	Shaun Thomas	RB	6-0	205	RSO. <sup>^</sup>	Lima, Ohio / Central Catholic
22	Jonathan Thompson	LB	6-2	230	RFr.	Columbus, Ohio / St. Francis De Sales
10	Bryon Threats	S	5-10	195	Jr.	Columbus, Ohio / Coffman
54	Dartanyan Tinsley	OL	6-5	315	Sr.	Owensboro, Ky. / Owensboro / Kentucky Christian
9	Aaron Turner	WR	5-7	185	Jr.	Ellicott, Md. / Gonzaga College / UConn
43	George Udo	S	6-1	200	Sr.	Antioch, Calif. / Berean Christian / BYU
4	Malik Vann	DE	6-3	268	RSr.*	Cincinnati, Ohio / Fairfield
15	Taj Ward	DB	6-0	195	RSr.*	Solon, Ohio / Solon
16	Jabril White	DB	5-10	193	Jr.	Oakland, Calif. / McClymonds / Diablo Valley College
2	Dee Wiggins	WR	6-3	195	RSr.*	Miami, Fla. / Miami Southridge / Miami / Louisville
74	Phillip Wilder	OL	6-5	305	RJr.	Jonesboro, Ga. / Mt. Zion / Southeast Missouri State
44	Jah-Mal Williams	OLB	6-4	238	RSO.	Carver Ranches, Fla. / Cardinal Gibbons
75	John Williams	OL	6-5	310	RJr.	Bolingbrook, Ill. / Bolingbrook
27	Ken Willis	STAR	5-11	180	RFr.	Cincinnati, Ohio / Colerain
95	Justin Wodtly	DE	6-3	275	RJr.	Cleveland, Ohio / Cleveland Heights
4	Ethan Wright	RB	6-1	212	Sr.	Akron, Ohio / Manchester
35	Brady Young	P	6-3	215	RSO. <sup>^</sup>	Perrysburg, Ohio / Perrysburg
1	Jordan Young	CB	6-0	195	RSO.	Tampa, Fla. / Gaither / Florida

\* - Using extra year of eligibility from COVID-19 pandemic; ^ - Walk-On

## 2023 CINCINNATI FOOTBALL NUMERICAL ROSTER

#	NAME	POS.	HT.	WT.	CL.	HOMETOWN / HIGH SCHOOL / LAST SCHOOL
0	Jowon Briggs	DE	6-2	297	Sr.*	Cincinnati, Ohio / Walnut Hills / Virginia
0	Braden Smith	WR	5-10	185	RSr.*	Flowood, Miss. / Northwest Rankin / NW Miss. CC / Louisville
1	Jordan Young	CB	6-0	195	RSo.	Tampa, Fla. / Gaither / Florida
2	Dontay Corleone	DL	6-2	318	RSo.	Cincinnati, Ohio / Colerain
2	Dee Wiggins	WR	6-3	195	RSr.*	Miami, Fla. / Miami Southridge / Miami / Louisville
3	Deshawn Pace	STAR	6-2	212	Sr.	Cincinnati, Ohio / Colerain
3	Evan Prater	WR	6-4	208	RJr.	Cincinnati, Ohio / Wyoming
4	Malik Vann	DE	6-3	268	RSr.*	Cincinnati, Ohio / Fairfield
4	Ethan Wright	RB	6-1	212	Sr.	Akron, Ohio / Manchester
5	Emory Jones	QB	6-3	212	RSr.*	La Grange, Ga. / Heard County / Florida / Arizona State
5	D.J. Taylor	S	5-10	192	RJr.	Tampa, Fla. / Tampa Catholic / Arizona State
6	Dorian Jones	LB	6-0	230	Sr.	Boynton Beach, Fla. / American Heritage / Louisville
7	Sammy Anderson Jr.	CB	6-0	185	RJr.	Dayton, Ohio / Trotwood-Madison
7	Chamon Metayer	TE	6-5	248	RSo.	Miami, Fla. / North Miami
8	Isiah Cox	S	6-2	200	RSo.	Alcoa, Tenn. / Alcoa
8	Xzavier Henderson	WR	6-3	200	Sr.	Miami, Fla. / Columbus / Florida
9	Daniel Grzesiak	OLB	6-1	250	RSr.*	Los Angeles, Calif. / Crenshaw / Nevada / Utah State
9	Aaron Turner	WR	5-7	185	Jr.	Ellicott, Md. / Gonzaga College / UConn
10	Jack Perry	QB	6-1	205	RSr.*	Mountain View, Calif. / St. Francis / San Mateo / Western Illinois
10	Bryon Threats	S	5-10	195	Jr.	Columbus, Ohio / Coffman
11	Jayden Davis	S	6-2	190	Fr.	Suwanee, Ga. / Collins Hill
11	Donovan Ollie	WR	6-3	212	RSr.	Wylie, Texas / Wylie / Washington State
12	Brady Drogosh	QB	6-4	215	Fr.	Warren, Mich. / De La Salle Collegiate
12	Justin Harris	CB	6-0	195	RSr.	Dayton, Ohio / Wayne
13	Jacob Hoying	QB	6-2	205	RSo.*	Columbus, Ohio / Bishop Watterson
13	Kyree Moyston	DE	6-4	242	So.	Norfolk, Va. / Kings Fork / Virginia Tech
14	Rayquan Adkins	CB	5-11	185	Fr.	Miami, Fla. / Northwestern
14	Barry Jackson Jr.	WR	5-11	195	Fr.	Ellenwood, Ga. / Cedar Grove
15	Will Kocher	QB	6-2	210	Fr.	Kings Mills, Ohio / Kings
15	Taj Ward	DB	6-0	195	RSr.*	Solon, Ohio / Solon
16	Brady Lichtenberg	QB	6-1	208	RSo.	Toledo, Ohio / St. John's Jesuit
16	Jabril White	DB	5-10	193	Jr.	Oakland, Calif. / McClymonds / Diablo Valley College
17	Joey Beljan	TE	6-3	240	RSr.	Holland, N.J. / Delaware Valley / Western Kentucky
17	Brian Simms III	LB	6-3	250	Fr.	Baltimore, Md. / St. Frances Academy
18	Trevor Carter	LB	6-1	205	Fr.	Ironton, Ohio / Ironton
19	Tyler Gillison	OLB	6-4	242	RFr.	Pickerington, Ohio / Pickerington Central
20	Oliver Bridges	DB	6-2	205	RFr.	Potomac, Md. / The Bullis School
21	Kalen Carroll	CB	6-1	185	RFr.	Indianapolis, Ind. / Center Grove
21	Corey Kiner	RB	5-9	215	Jr.	Cincinnati, Ohio / Roger Bacon / LSU
22	Ryan Montgomery	RB	5-10	205	Sr.*	Franklin, Ohio / Franklin
22	Jonathan Thompson	LB	6-2	230	RFr.	Columbus, Ohio / St. Francis De Sales
23	Daved Jones Jr.	LB	6-1	228	RJr.	Cincinnati, Ohio / Lakota West
24	Todd Bumphis	CB	6-0	198	RJr.	Toledo, Ohio / St. Francis De Sales
25	Shaun Thomas	RB	6-0	205	RSo.*	Lima, Ohio / Central Catholic
26	Myles Montgomery	RB	5-11	205	RSo.	Jacksonville, Fla. / Fletcher
27	Ken Willis	STAR	5-11	180	RFr.	Cincinnati, Ohio / Colerain
29	Manny Covey	RB	5-11	190	Fr.	Starke, Fla. / Bradford
30	Au'braylen Million	DB	5-10	164	RFr.*	Middletown, Ohio / Middletown / Louisville
31	Mason Fletcher	P	6-7	215	Jr.	Melbourne, Australia / ProKick
32	James Camden	LB	6-1	228	RJr.*	Cincinnati, Ohio / Anderson
33	Carter Brown	K	6-0	205	So.	Pearland, Texas / Dawson / Arizona State
33	CJ Doggette	DE	6-2	270	RFr.	Pickerington, Ohio / Pickerington Central
34	Caleb Schmitz	TE	6-3	240	RSo.	Lancaster, Pa. / Warwick
35	Brady Young	P	6-3	215	RSo.*	Perrysburg, Ohio / Perrysburg
36	Victor Dawson	RB	6-0	225	RSo.*	Akron, Ohio / Hoban / Merrimack
37	Trevor Adams	LB	6-2	236	RSo.*	Loveland, Ohio / Goshen / Western Kentucky

#	NAME	POS.	HT.	WT.	CL.	HOMETOWN / HIGH SCHOOL / LAST SCHOOL
38	Nijal Mooney	LB	6-0	230	RSo.*	Cincinnati, Ohio / Roger Bacon / Findlay
39	Bryce Burton	H/K	5-10	200	RSr.*	Cincinnati, Ohio / Princeton
39	Cincear Lewis	LB	6-2	210	RFr.	Kalamazoo, Mich. / Kalamazoo Central
40	Kamari Burns	DE	6-4	275	Fr.	Columbus, Ohio / Gahanna Lincoln
41	Quinn Staten	LB	6-2	230	Fr.*	Toledo, Ohio / St. John's Jesuit
42	Stephan Byrd	RB	6-0	215	RFr.	Canal Winchester, Ohio / Canal Winchester
42	Dion Hunter	LB	6-2	235	RJr.	Albuquerque, N.M. / Cleveland / New Mexico
43	George Udo	S	6-1	200	Sr.	Antioch, Calif. / Berean Christian / BYU
44	Jah-Mal Williams	OLB	6-4	238	RSo.	Carver Ranches, Fla. / Cardinal Gibbons
45	Barak Faulk	TE	6-3	240	RJr.*	Cincinnati, Ohio / Mason
46	Antwan Peek Jr.	S	6-2	205	RFr.*	Cincinnati, Ohio / Indian Hill
47	Rory Bell	K	5-10	185	RJr.*	Wilmington, Ohio / Wilmington / Temple
48	Weston Simmons	LS	5-11	215	Fr.*	Mason, Ohio / Mason
49	Jack Dingle	LB	6-4	238	RSo.	Louisville, Ky. / Trinity
50	Jackson Bruscanelli	LB	5-11	240	RSr.*	Chicago, Ill. / Montini Catholic
50	Evan Tengesdahl	OL	6-4	310	Fr.	Dayton, Ohio / Wayne
51	Ben Blevins	DL	6-2	270	RJr.*	Cincinnati, Ohio / La Salle
52	Connor Ingram	P	5-10	215	So.*	Powell, Ohio / Olentangy Liberty / Wittenberg
53	Gavin Gerhardt	OL	6-4	305	RJr.	Xenia, Ohio / Xenia
54	Dartanyan Tinsley	OL	6-5	315	Sr.	Owensboro, Ky. / Owensboro / Kentucky Christian
55	Mao Glynn II	OL	6-3	300	RSo.	Cincinnati, Ohio / Walnut Hills
56	Deondre Buford	OL	6-3	315	RJr.	Detroit, Mich. / Martin Luther King / Kentucky
57	Ryan Mullaney	DL	6-2	250	RSr.*	Cincinnati, Ohio / Moeller
58	Trevor Radosevich	OL	6-4	310	RSr.*	Englishtown, N.J. / Manalapan / Penn
61	Luke Dalton	OL	6-5	308	RFr.	Crystal Lake, Ill. / Marian Central Catholic
62	Matt Mason	OL	6-3	295	RFr.*	Union, Ky. / Ryle
63	Nathan Hawks	K	6-0	204	Jr.*	Enon, Ohio / Greenon / Wittenberg
66	Landon Fickell	OL	6-4	290	RSo.	Cincinnati, Ohio / Moeller
67	Luke Kandra	OL	6-4	320	RJr.	Cincinnati, Ohio / Elder / Louisville
69	Cam Jones	OL	6-8	330	RSr.	Knott County, Ky. / Fredrick Douglass
71	Judea Milon	OL	6-4	290	Jr.	Killeen, Texas / Shoemaker / Tyler Junior College
74	Phillip Wilder	OL	6-5	305	RJr.	Jonesboro, Ga. / Mt. Zion / Southeast Missouri State
75	John Williams	OL	6-5	310	RJr.	Bolingbrook, Ill. / Bolingbrook
76	Mitch Raifsnider	OL	6-8	285	RSo.*	Castalia, Ohio / Margaretta / Army
77	Jonathan Harder	OL	6-5	320	RFr.	Delaware, Ohio / Olentangy Berlin
78	Grant Edgington	OL	6-4	280	Fr.*	Madeira, Ohio / Madeira
79	Ethan Green	OL	6-7	305	RFr.	Fremont, Ohio / Fremont Ross
80	Chris Scott	WR	6-2	205	RJr.	Columbus, Ohio / Pickerington North
81	Michael Mussari	WR	6-1	188	Fr.*	Kings Mills, Ohio / Kings
82	Michael McCalmont	TE	6-3	240	RJr.*	Mason, Ohio / Mason
83	Ty Perkins	WR	6-3	205	Fr.	Ironton, Ohio / Ironton
84	Sterling Berkhalter	WR	6-4	200	Jr.	Cincinnati, Ohio / Ga. Prep Academy / NC A&T
85	Triston O'Brien	LS	6-3	225	RSo.*	Jefferson, Ohio / NDCL
85	Jiair Thomas	WR	6-4	215	RSr.*	Cincinnati, Ohio / Winton Woods
86	Lesley Andoh	WR	6-0	190	RFr.*	Dublin, Ohio / Scioto
88	Payten Singletary	TE	6-4	235	RJr.	Thomasville, Ga. / Thomasville
89	Jesse Meyer	TE	6-4	235	RFr.*	Coldwater, Ohio / Coldwater
90	Jalen Hunt	DT	6-4	315	RSr.	Detroit, Mich. / Belleville / Michigan State
91	Drew Logan	DL	6-4	270	RFr.*	North Canton, Ohio / Hoover
92	Derrick Shepard Jr.	DL	6-3	305	RFr.	Dayton, Ohio / Archbishop Alter
94	Keilan Smith	DT	6-2	330	Fr.	Pickerington, Ohio / Pickerington Central
95	Justin Wodtly	DE	6-3	275	RJr.	Cleveland, Ohio / Cleveland Heights
96	Dominique Perry	DL	6-2	290	RJr.	Germantown, Md. / Northwest
96	Cayson Pfeiffer	LS	6-0	220	RSr.*	Columbus, Ohio / Dublin Scioto
97	Eric Phillips	DE	6-3	260	RSr.	Cincinnati, Ohio / Colerain
99	Rob Jackson	DE	6-5	275	RSo.	Philadelphia, Pa. / Archbishop Wood

\* - Using extra year of eligibility from COVID-19 pandemic; ^ - Walk-On

## CINCINNATI UNOFFICIAL TWO-DEEP DEPTH CHART

## OFFENSE

LT	75	John Williams	6-5	310	R-Jr.
	74	Phillip Wilder	6-5	305	R-Jr.
LG	54	Dartanyan Tinsley	6-5	315	Sr.
	77	Jonathan Harder	6-5	320	R-Fr.
C	53	Gavin Gerhardt	6-4	305	R-Jr.
	58	Trevor Radosevich	6-4	310	R-Sr.*
RG	67	Luke Kandra	6-4	320	R-Jr.
	69	Cam Jones	6-8	330	R-Sr.
RT	56	Deondre Buford	6-3	315	R-Jr.
	79	Ethan Green	6-7	305	R-Fr.
TE	88	Payten Singletary	6-4	235	R-Jr.
	-OR-	7	Chamon Metayer	6-5	248 R-So.
	45	Barak Faulk	6-3	240	R-Jr.
WR	2	Dee Wiggins	6-3	195	R-Sr.*
	3	Evan Prater	6-4	208	R-Jr.
	80	Chris Scott	6-2	205	R-So.
WR	0	Braden Smith	5-10	185	R-Sr.*
	-OR-	9	Aaron Turner	5-7	185 Jr.
	14	Barry Jackson Jr.	5-11	195	Fr.
WR	8	Xzavier Henderson	6-3	200	Sr.
	-OR-	11	Donovan Ollie	6-3	212 R-Sr.
	84	Sterling Berkhalter	6-4	200	Jr.
QB	5	Emory Jones	6-3	212	R-Sr.*
	16	Brady Lichtenberg	6-1	208	R-So.
	12	Brady Drogosh	6-4	215	Fr.
RB	21	Corey Kiner	5-9	215	Jr.
	26	Myles Montgomery	5-11	205	R-So.
	22	Ryan Montgomery	5-10	205	Sr.*
	4	Ethan Wright	6-1	212	Sr.

## DEFENSE

DE	0	Jowon Briggs	6-2	297	Sr.*
	4	Malik Vann	6-3	268	R-Sr.*
	99	Rob Jackson	6-5	275	R-So.
NT	2	Dontay Corleone	6-2	318	R-So.
	90	Jalen Hunt	6-4	315	R-Sr.
	96	Dominique Perry	6-2	290	R-Jr.
-OR-	92	Derrick Shepard Jr.	6-3	305	R-Fr.
DE	97	Eric Phillips	6-3	260	R-Sr.
	95	Justin Wodtly	6-3	275	R-Jr.
	57	Ryan Mullaney	6-2	250	R-Sr.
DOG/OLB	9	Daniel Grzesiak	6-1	250	R-Sr.*
	44	Jah-Mal Williams	6-4	238	R-So.
	19	Tyler Gillison	6-4	242	R-Fr.
LB	6	Dorian Jones	6-0	230	Sr.
	42	Dion Hunter	6-2	235	R-Jr.
	32	James Camden	6-1	228	R-Jr.
LB	49	Jack Dingle	6-4	238	R-So.
	22	Jonathan Thompson	6-2	230	R-Fr.
	23	Daved Jones Jr.	6-1	228	R-Jr.
STAR	3	Deshawn Pace	6-2	212	Sr.
	27	Ken Willis	5-11	180	R-Fr.
BCB	1	Jordan Young	6-0	195	R-So.
	12	Justin Harris	6-0	195	R-Sr.
	14	Rayquan Adkins	5-11	185	Fr.
FS	10	Bryon Threats	5-10	195	Jr.
	46	Antwan Peek Jr.	6-2	205	R-Fr.
-OR-	8	Isiah Cox	6-2	200	R-So.
-OR-	20	Oliver Bridges	6-2	205	R-Fr.
SS	15	Taj Ward	6-0	195	R-Sr.*
	5	D.J. Taylor	5-10	192	R-Jr.
	16	Jabril White	5-10	193	Jr.
FCB	7	Sammy Anderson Jr.	6-0	185	R-Jr.
	24	Todd Bumphis	6-0	198	R-Jr.
	21	Kalen Carrol	6-1	185	R-Fr.

## SPECIAL TEAMS

LS	96	Cayson Pfeiffer	6-0	220	R-Sr.*
	85	Triston O'Brien	6-3	225	R-So.
H	39	Bryce Burton	5-10	200	R-Sr.
K	33	Carter Brown	6-0	205	So.
	47	Rory Bell	5-10	185	R-Jr.
KO	47	Rory Bell	5-10	185	R-Jr.
	-OR-	39	Bryce Burton	5-10	200 R-Sr.
P	31	Mason Fletcher	6-7	215	Jr.
	35	Brady Young	6-3	215	R-So.
PR	0	Braden Smith	5-10	185	R-Sr.*
-OR-	22	Ryan Montgomery	5-10	205	Sr.*
KR	0	Braden Smith	5-10	185	R-Sr.*
	-OR-	8	Xzavier Henderson	6-3	200 Sr.
	5	D.J. Taylor	5-10	192	R-Jr.
	22	Ryan Montgomery	5-10	205	Sr.*
	4	Ethan Wright	6-1	212	Sr.
	21	Corey Kiner	5-9	215	Jr.

\* - Using extra pandemic year for extra year of eligibility

## PRONUNCIATION GUIDE

Lesley Andoh.....An-Doe  
 Joey Beljan.....Bell-Jan  
 Jowon Briggs.....Jah-Wan  
 Deondre Buford.....Dee-On-Dray  
 Jackson Bruscanelli.....Brew-Sha-Nell-Ee  
 Dontay Corleone.....Core-Lee-Own (*like the Godfather*)  
 Kalen Carroll.....Kay-Len  
 Barak Faulk.....Bare-Ak  
 Gavin Gerhardt.....Ga-Air-Hardt  
 Mao Glynn II.....Mah-Oh  
 Daniel Grzesiak.....Gresh-Ick  
 Xzavier Henderson.....Ex-Zave-Your  
 Dion Hunter.....Dee-On  
 Daved Jones Jr. ....David  
 Dorian Jones.....Door-Ee-An  
 Luke Kandra.....Can-Druh

Corey Kiner.....Kye-Ner  
 Brady Lichtenberg.....Lick-Ten-Burg  
 Chamon Metayer.....Sha-Mon Muh-Tay-Err  
 Deshawn Pace.....Dee-Shawn  
 Cayson Pfeiffer.....Ph-Eye-Fur  
 Trevor Radosevich.....Rah-Doe-Suh-Vitch  
 Braden Smith.....Bray-Den  
 Keilan Smith.....Key-Lan  
 Evan Tengesdahl.....Tang-Gess-Da-Hall  
 Dartanyan Tinsley.....Dar-Tan-Yan Tins-Lee  
 Jaiir Thomas.....Jye-Air  
 Malik Vann.....Muh-Leek  
 Justin Wodtly.....Watt-Lee

# HEAD COACH SCOTT SATTERFIELD | FIRST SEASON

## 2018 SUN BELT AND 2019 ACC COACH OF THE YEAR

Bringing a history of success as the leader of two programs, Scott Satterfield was hired as Cincinnati football's 43rd head coach on Dec. 5, 2022.

Satterfield holds a 76-48 record (.612) in 10 years as head coach at Louisville and Appalachian State, earning a winning mark in seven seasons and a 4-1 record in bowl games. He led the Mountaineers' transition to the Football Bowl Subdivision and to three straight conference titles and four bowl appearances from 2013 to 2018 before taking over the Cardinals in 2019.

Employing an explosive offensive attack, Satterfield led Louisville to three bowls in four seasons. He lifted the Cardinals from a 2-10 campaign in 2018 to an 8-5 record in his first season in 2019.

A Durham, N.C., native, Satterfield was the 2018 Sun Belt Coach of the Year at Appalachian State before earning 2019 ACC Coach of the Year honors after leading the Cardinals to a six-win improvement in his first year.

Satterfield, who is 50, led Appalachian State from the FCS into the FBS as the head coach after serving as an assistant coach (1998-08) and quarterback for the Mountaineers (1991-95), helping lead his alma mater to three NCAA Division I FCS national titles and eight conference championships along the way. Famously, Satterfield was the offensive play-caller and quarterbacks coach for App State's historic 34-32 upset of No. 5 Michigan to open the 2007 season.

Under Satterfield, Louisville was the only team in the country to average more than 200 yards rushing and 200 yards passing each year from 2019 to 2022.

Additionally, Satterfield's rushing attacks have averaged more than 200 yards and ranked in the nation's top 30 in all eight years he has been an FBS head coach.

While at Louisville, he compiled a 25-24 record and saw 32 players collect All-ACC honors. Six Cardinals were selected in the NFL Draft during Satterfield's tenure as well, including 2023 selections YaYa Diaby (third round), Yasir Abdullah (fifth round) and KeiTrel Clark (sixth round).

Louisville quarterback Malik Cunningham signed a guaranteed free-agent contract with the New England Patriots in 2023.

In 2022, Satterfield led Louisville to a 7-5 mark and saw 13 players collect all-conference accolades. The Cardinals appeared in the College Football Playoff Rankings and beat two Top-25 teams. Louisville led the nation in total sacks (50), finished third in takeaways (30) and ranked 11th nationally and tops in the ACC in scoring defense (19.2).

The 2021 Louisville squad was led by a potent offense that averaged 31.6 points per game and ranked 21st nationally with 446.2 yards of total offense per game. Cunningham proved to be one of the country's top dual-threat quarterbacks, rushing for 1,031 yards and an ACC-leading 20 touchdowns while passing for 2,940 yards and another 19 scores.

Louisville was also explosive in 2020, leading the nation with nine plays of 60+ yards and six plays of more than 70 yards while ranking fifth in the ACC in total offense (444.2).

In 2019, Satterfield guided Louisville to the biggest turnaround in college football, increasing the Cardinals' win total by six and vaulting UofL to the Top 25 in total offense and rushing in his first year. Individually, a pair of Cardinals posted the best statistical seasons in school history. Javian Hawkins broke the school record for rushing yards (1,525) by a running back, while wide receiver Tutu Atwell set the Louisville record for receiving yards (1,276) and tied the school mark with 12 TD catches.

Satterfield guided his alma mater to three consecutive Sun Belt Conference Championships and an impressive 51-24 record from



2013 to 2018. The Mountaineers held a 38-10 conference mark over six seasons, including a 34-6 record over five seasons in the Sun Belt.

Along the way, he became the first coach to lead a school from the FCS level to FBS and immediately earn three-consecutive bowl wins. Satterfield directed Appalachian State to three-straight conference titles and led the program to four straight bowl appearances.

In 2018, Satterfield led Appalachian State to a 10-2 record and an in-season ranking of No. 25 in the AP poll, capping the season with a 30-19 victory over Louisiana to give the Mountaineers a win in the first-ever Sun Belt Conference Championship Game, securing a third-straight league title.

In 2017, during a 9-4 season that included a 7-1 run through the Sun Belt, the Mountaineers ranked among the Top 20 teams nationally in several categories, including No. 2 in fewest sacks allowed (eight).

The 2015 season saw the Mountaineers finish 11-2—the 11 wins marking the highest total ever by an FBS program in its first season of bowl eligibility. App State completed the transition from the FCS to FBS by ranking among the Sun Belt's top two in 19 statistical categories and defeating Ohio, 31-29, in its first-ever bowl game, the Camellia Bowl.

The 2015 campaign came on the heels of a breakout season in 2014, when Satterfield led the Mountaineers to an impressive 7-5 record in their first full season in the FBS ranks.

He took over the reins at his alma mater in 2013.

Satterfield helped Appalachian State win three consecutive FCS national championships in 2005, 2006 and 2007 as the quarterbacks coach and primary play-caller.

Among his many highlights as an assistant in Boone, N.C., he mentored two-time Walter Payton Player of the Year and FCS All-American Armanti Edwards. He helped lead the Mountaineers to the historic 34-32 upset at No. 5 Michigan to open the 2007 season.

Overall, he won six conference championships as an assistant and two as a player.

Satterfield started 27 games at quarterback for Appalachian State. He collected first-team all-conference honors in 1995 after passing for 1,461 yards and rushing for 649 more to help lead the Mountaineers to the only undefeated, untied regular season (11-0) in school history and a 12-1 final record. He graduated with a degree in physical education in 1996.

Satterfield and his wife, Beth, a former track & field athlete at App State, have a daughter, Alli, and two sons, Bryce and Isaac.



### PERSONAL INFORMATION

**Born:** December 21, 1972  
**Hometown:** Durham, N.C.  
**Wife:** Beth  
**Children:** Alli, Bryce, Isaac  
**Education:** Appalachian State ('96, B.S.)  
**Year in Coaching:** 26th

### PLAYING CAREER

YEAR	TEAM
1991-95	Appalachian State (Quarterback)

### COACHING CAREER

YEAR	SCHOOL	POSITION
1998	Appalachian State	Wide Receivers
1999-02	Appalachian State	Running Backs
2003-08	Appalachian State	Quarterbacks
2009	Toledo	Passing Game/QBs
2010-11	FIU	OC/QBs
2012	Appalachian State	Asst. HC/OC/QBs
2013-18	Appalachian State	Head Coach
2019-22	Louisville	Head Coach
2023-	Cincinnati	Head Coach

## SATTERFIELD POSTSEASONS

YEAR	SCHOOL	BOWL
1998	Appalachian State	FCS Playoffs
1999	Appalachian State	FCS Playoffs
2000	Appalachian State	FCS Playoffs
2001	Appalachian State	FCS Playoffs
2002	Appalachian State	FCS Playoffs
2005	Appalachian State	FCS Nat'l Champs
2006	Appalachian State	FCS Nat'l Champs
2007	Appalachian State	FCS Nat'l Champs
2008	Appalachian State	FCS Playoffs
2010	FIU	Little Caesar's
2011	FIU	Beef O'Brady's
2012	Appalachian State	FCS Playoffs
2015	Appalachian State	Camellia
2016	Appalachian State	Camellia
2017	Appalachian State	Dollar General
2018	Appalachian State	New Orleans
2019	Louisville	Music City
2021	Louisville	First Responder
2022	Louisville	Fenway

### SATTERFIELD'S HEAD COACHING RECORD

YEAR	SCHOOL	OVERALL	CONFERENCE
2013	Appalachian State (FCS)	4-8	4-4 Southern (T4th)
2014	Appalachian State	7-5	6-2 Sun Belt (3rd)
2015	Appalachian State	11-2	7-1 Sun Belt (2nd)
2016	Appalachian State	10-3	7-1 Sun Belt (T1st)
2017	Appalachian State	9-4	7-1 Sun Belt (T1st)
2018	Appalachian State	10-2	7-1 Sun Belt (T1st, East)
2019	Louisville	8-5	5-3 ACC (2nd, Atlantic)
2020	Louisville	4-7	3-7 ACC (12th)
2021	Louisville	6-7	4-4 ACC (T4th, Atlantic)
2022	Louisville	7-5	4-4 ACC (T3rd, Atlantic)
<b>TOTAL</b>	<b>10 SEASONS</b>	<b>76-48 (.613)</b>	<b>54-28 (.659)</b>

## ASSISTANT COACHES & SUPPORT STAFF



### BRYAN BROWN

**ASSOCIATE HEAD COACH / DEFENSIVE COORDINATOR**  
FIRST SEASON • OLE MISS '06

- A multiple-time Broyles Award nominee, Brown spent four seasons as the defensive coordinator at Louisville.
- He spent six seasons at Appalachian State, coaching cornerbacks from 2012 to 2018 and was also defensive coordinator in 2018.
- In 2022, Louisville lead the nation in sacks (50) and fourth down defense (.190) and ranked third in takeaways (30), eighth in tackles for loss (97) and No. 11 in scoring defense (19.2).
- He played defensive back at Ole Miss from 2003 to 2006. He also played point guard on the Ole Miss basketball team in 2002.
- He and his wife, Courtney, have a son, Bryson, and a daughter, Elle.



### NIC CARDWELL

**ASSISTANT COACH / OFFENSIVE LINE**  
FIRST SEASON • APPALACHIAN STATE '08

- Cardwell coached the offensive line at Louisville in 2022 after two seasons in the same role at Appalachian State. He also coached tight ends for the Mountaineers.
- Louisville rank second in the ACC and No. 22 nationally in rushing offense (200.6). He developed offensive linemen Caleb Chandler and Bryan Hudson to All-ACC honors.
- App State's offensive line was one of 13 semifinalists for the Joe Moore Award in 2021, where the Mountaineers allowed an average of 1.21 sacks per game, which ranked 12th in the country.
- He and his wife, Kira, have three children: Kai, Blakely and Brewer.



### BRAD GLENN

**OFFENSIVE COORDINATOR / WIDE RECEIVERS**  
FIRST SEASON • CLEMSON '95


- A 29-year veteran of the coaching ranks who spent the 2022 season as the passing game coordinator and quarterbacks coach at Virginia Tech following a very successful run as the offensive coordinator and quarterbacks coach at Georgia State from 2019 to 21.
- GSU averaged a school-record 33.3 ppg in 2020 and set school records for total yards (439.8 ypg) and rushing (241.6 ypg) in 2019.
- Spent seven seasons as the associate head coach, offensive coordinator and quarterbacks coach at Western Carolina and 2005-11 as a position coach at Appalachian State.
- He and his wife, Anna, have a son, Hank, and daughters, Zoey and Landry.



### WALTER STEWART

**ASSISTANT COACH / DEFENSIVE LINE**  
SECOND SEASON • CINCINNATI '12

- Stewart enters his second season after returning to UC in 2022.
- He has coached three All-Americans over his 10-year coaching career, including Cincinnati defensive lineman Dontay Corleone, who was PFF's top-rated defensive player in 2022.
- He has coached at UC, Temple, ECU, Florida A&M and Tennessee.
- He played for UC from 2008-12 as a defensive lineman. He was a team captain and second-team All-BIG EAST selection as a senior in 2012.
- He and his wife, Rebecca, have a daughter, Niya, and son, Nolan.



### KERRY COOMBS

**SPECIAL TEAMS COORDINATOR / CORNERBACKS**  
SEVENTH SEASON (SECOND IN A ROW) • DAYTON '83

- Coombs rejoined the UC football staff in 2022 as the CB coach and special teams coordinator. He was on staff from 2007-11, too.
- Served as UC's interim head coach for the 2022 Wasabi Fenway Bowl.
- Coombs spent 2020 and 2021 as Ohio State's defensive coordinator, returning after coaching the Buckeyes for six seasons (2012-17), where he mentored five first-round picks.
- As the head coach at Colerain High School in Cincinnati, he went to 10 state playoffs and won a state title in 2004.
- He and his wife Holly are the parents of three children, Brayden, Courtney and Dylan.



### DE'RAIL SIMS

**ASSISTANT COACH / RUNNING BACKS**  
FIRST SEASON • PIKEVILLE '10

- A running backs coach for over a decade, Sims coached the position at Louisville, East Carolina, James Madison, Western Carolina and Carson-Newman, among other stops.
- He helped JMU win the 2016 FCS national championship.
- Louisville in the national Top 25 in rushing in 2022 and 2021.
- The Union, S.C. native was a two-year starter at Pikeville (2006-08) before joining the coaching staff as a student assistant.
- Sims and his wife, Lauren, have two daughters, Amayah and Alivia.



### NATE FUQUA

**CO-DEFENSIVE COORDINATOR / OUTSIDE LINEBACKER**  
FIRST SEASON • WOFFORD '03

- Fuqua (pronounced FEW-quay) served as the defensive coordinator and outside linebackers coach at Georgia State for six seasons, from 2017-22.
- He led some of the top defenses in Panthers' history, including a 2021 squad that set school records with 38 sacks and 92 TFLs.
- Fuqua coached for 12 seasons at his alma mater Wofford where he was a two-time All-American. He led the defense for three seasons, helping the Terriers to the FCS quarterfinals in 2016.
- He and his wife, Tiffany, have a daughter, Natalie Marie, and a son, Webb Kirkland.



### JOSH STEPP

**ASSISTANT COACH / TIGHT ENDS**  
FIRST SEASON • NEWBERRY '07

- Stepp comes from Louisville, where coached tight ends and served as the recruiting coordinator in 2022. He helped lead an offense that averaged more than 400 yards per game.
- Coached Marshon Ford to honorable mention All-ACC accolades. Ford led the team in receiving touchdowns and ranked second in receptions (33) and receiving yards (434).
- Spent six seasons at Georgia State, where he coached tight ends and running backs before he was promoted to offensive coordinator and quarterbacks coach in 2022.
- He and his wife Caryn have four daughters: Rilee Hope, Emma Paisley, Hadley James and Blakely Ryanne.



### CORTNEY BRASWELL

**ASSISTANT COACH / INSIDE LINEBACKERS**  
FIRST SEASON • DALTON STATE '13

- Braswell spent the last two seasons coaching inside linebackers at Army following a year coaching outside linebackers at Appalachian State.
- Mentored Arik Smith, who posted 86 tackles and 10.5 tackles for loss, to be earn the Defender of the Nation Award, which honors the top defensive player on a service academy in the nation.
- Served as a defensive quality control coach on Scott Satterfield's first Louisville team that improved by six wins in 2019.
- Braswell has two sons, Cayden and Isaiah.



### PETE THOMAS

**ASSISTANT COACH / QUARTERBACKS**  
FIRST SEASON • NC STATE '14

- Thomas spent the last four seasons on at Louisville following two seasons at Appalachian State. He was elevated to quarterbacks coach in 2021.
- Developed Malik Cunningham to become the sixth FBS player to pass for 9,000 yards and rush for 3,000 yards in a career. Cunningham became the second quarterback in school history to rush for 1,000 yards and also passed for 2,941 yards and 19 touchdowns in Thomas' first year as quarterbacks coach.
- For his playing career, Thomas threw for more than 9,000 yards and 36 touchdowns, completing 61.7 percent of his passes.

## PLAYER PROFILES - DEFENSE

**7 // SAMMY ANDERSON JR.**

CB / R- JR. / 6-0 / 185

DAYTON, OHIO / TROTWOOD-MADISON

- Appeared in 13 games in 2022, rotating with Taj Ward at nickelback.
- Totaled 19 tackles, 2.5 TFLs and a forced fumble in 2022.
- Started at cornerback in Wasabi Bowl vs. Louisville, tying a career-high four stops.
- Former four-star recruit from 2019 class.

**CAREER DEFENSE STATISTICS**

SEASON	GP	SOLO	ASST	TOTAL	TFL	SACKS	INT	PD	FF	FR
2020	2	0	0	0	0	0	0	0	0	0
2021	3	1	0	1	1	0	0	0	0	0
2022	13	15	4	19	2.5	0	0	1	1	0
<b>TOTAL</b>	<b>18</b>	<b>16</b>	<b>4</b>	<b>20</b>	<b>3.5</b>	<b>0</b>	<b>0</b>	<b>1</b>	<b>1</b>	<b>0</b>

**CAREER HIGHS****TACKLES:** 4, vs. Louisville 12/17/22; vs. South Florida 10/8/22**TACKLES FOR LOSS:** 2, vs. South Florida 10/8/22**PASSES DEFENDED:** 1, vs. East Carolina 11/11/22**0 // JOWON BRIGGS**

DE / SR.\* / 6-2 / 297

CINCINNATI, OHIO / WALNUT HILLS / VIRGINIA

**2022 ALL-AAC FIRST TEAM****2023 PRESEASON ALL-BIG 12 BY ATHLON SPORTS AND PHIL STEELE**

- One of three Bearcats on 2023 Bruce Feldman's annual "Freaks" List.
- Named to preseason watch lists for 2023 Wuerffel Trophy and AllState AFCA Good Works Team.
- Enters his fifth season in 2023 with 32 career starts - 18 at Cincinnati.
- Started 13 games at nose tackle with 61 tackles, 4.5 TFLs and three sacks in 2022.
- Married father of three, an accomplished singer and graduate.
- Former Under Armor All-American who was a Freshman All-American at Virginia in 2019, played for the Cavaliers from 2019-20.

**CAREER DEFENSE STATISTICS**

SEASON	GP	SOLO	ASST	TOTAL	TFL	SACKS	INT	PD	FF	FR
2019	13	5	14	19	3	1	0	0	0	0
2020	7	5	15	20	4	3	0	0	0	0
2021	14	9	34	43	4	3	0	0	0	0
2022	13	17	44	61	4.5	3	0	0	0	0
<b>TOTAL</b>	<b>47</b>	<b>36</b>	<b>107</b>	<b>143</b>	<b>15.5</b>	<b>10</b>	<b>0</b>	<b>0</b>	<b>0</b>	<b>0</b>

**CAREER HIGHS** \*At Virginia (2019-20)**TACKLES:** 9, vs. Navy 11/5/22**TACKLES FOR LOSS:** 2, at Wake Forest 10/17/20\***SACKS:** 2, at Wake Forest 10/17/20\***2 // DONTAY CORLEONE**

DT / R-SO. / 6-2 / 318


CINCINNATI, OHIO / COLERAIN

**2023 PRESEASON ALL-BIG 12****2022 ALL-AAC FIRST TEAM, 2022 AP THIRD TEAM ALL-AMERICAN**

- Given the nickname "The Godfather" by fans.
- Selected to preseason watch lists for 2023 Chuck Bednarik Award, Walter Camp Player of the Year Award, Outland Trophy and Bronko Nagurski Trophy.
- Named 2023 Preseason All-America by AP, *The Athletic*, Sporting News, Phil Steele, Athlon Sports and Walter Camp Football Foundation.
- One of three Bearcats on 2023 Bruce Feldman's annual "Freaks" List.
- Tallied 45 tackles, 5.5 TFLs, three sacks, two forced fumbles in only 11 games in 2022.
- Finished as the nation's highest-graded defensive player by PFF (93.8) in 2022 and recorded a single-season run defense grade (94.7) that was best since 2019.
- Totaled a career-high 11 tackles vs. Navy.

**CAREER DEFENSE STATISTICS**

SEASON	GP	SOLO	ASST	TOTAL	TFL	SACKS	INT	PD	FF	FR
2022	11	19	26	45	5.5	3	0	0	2	2
<b>TOTAL</b>	<b>11</b>	<b>19</b>	<b>26</b>	<b>45</b>	<b>5.5</b>	<b>3</b>	<b>0</b>	<b>0</b>	<b>2</b>	<b>2</b>

**CAREER HIGHS****TACKLES:** 11, vs. Navy 11/5/22**TACKLES FOR LOSS:** 1, five times, last at UCF 10/29/22**SACKS:** 1, three times, last at SMU 10/22/22**49 // JACK DINGLE**

LB / R-SO. / 6-4 / 238

LOUISVILLE, KY. / TRINITY

- Third member of his family to play at Cincinnati — Father Nate was a standout defensive lineman from 1990-93, a captain as a senior in 1993, who played in the NFL, and brother, Jacob, played safety from 2019-22.
- Backup middle linebacker and special teamer who played in 12 games and tallied 13 tackles with a half-TFL in 2022.
- Recorded a career-high seven tackles and half-TFL vs. Kennesaw State.
- Rated as the No. 6 player in Kentucky, a composite three-star recruit and one of the top-50 outside linebackers in 2021.

**CAREER DEFENSE STATISTICS**

SEASON	GP	SOLO	ASST	TOTAL	TFL	SACKS	INT	PD	FF	FR
2022	12	0	13	13	0.5	0	0	0	0	0
<b>TOTAL</b>	<b>12</b>	<b>0</b>	<b>13</b>	<b>13</b>	<b>0.5</b>	<b>0</b>	<b>0</b>	<b>0</b>	<b>0</b>	<b>0</b>

**CAREER HIGHS****TACKLES:** 7, vs. Kennesaw State 9/10/22**TACKLES FOR LOSS:** 0.5, vs. Kennesaw State 9/10/22

## PLAYER PROFILES - DEFENSE



## 9 // DANIEL GRZESIAK

OLB / R-SR.\* / 6-1 / 250

LOS ANGELES, CALIF. / CRENSHAW / NEVADA / UTAH STATE

- Comes to Cincinnati as a sixth-year graduate transfer.
- Led Utah State with 8.5 sacks in 2022 and added 52 tackles, 13 TFLs and two forced fumbles.
- Spent four seasons at Nevada from 2018-21, where he had 7.5 sacks and 42 tackles.
- Ranked the 20th-best available transfer prospect by *The Athletic's* Max Olson.

## CAREER DEFENSE STATISTICS

SEASON	GP	SOLO	ASST	TOTAL	TFL	SACKS	INT	PD	FF	FR
2019	13	4	3	7	0	0	0	0	0	0
2020	9	11	5	16	3	2	0	0	0	0
2021	12	14	5	19	6.5	5.5	0	1	1	1
2022	13	24	28	52	13	8.5	0	2	2	1
<b>TOTAL</b>	<b>47</b>	<b>53</b>	<b>41</b>	<b>94</b>	<b>22.5</b>	<b>16</b>	<b>0</b>	<b>3</b>	<b>3</b>	<b>2</b>

## CAREER HIGHS \*At Utah State (2022)

TACKLES: 6, four times, last vs. San Jose State 11/19/22\*

TACKLES FOR LOSS: 3.5, at Colorado State 10/15/22\*

SACKS: 3, at Colorado State 10/15/22\*



## 90 // JALEN HUNT

DL / R-SR. / 6-4 / 315

DETROIT, MICH. / BELLEVILLE / MICHIGAN STATE

- Totaled 19 tackles in 23 games with five starts at Michigan State from 2020-22.
- Made three starts and played in seven games, totaling nine tackles despite battling injuries in 2022.

## CAREER DEFENSE STATISTICS

SEASON	GP	SOLO	ASST	TOTAL	TFL	SACKS	INT	PD	FF	FR
2020	5	4	1	5	2	0	0	0	0	0
2021	11	3	2	5	0	0	0	0	0	0
2022	7	5	4	9	0	0	0	0	0	0
<b>TOTAL</b>	<b>23</b>	<b>12</b>	<b>7</b>	<b>19</b>	<b>2</b>	<b>0</b>	<b>0</b>	<b>0</b>	<b>0</b>	<b>0</b>

## CAREER HIGHS \*At Michigan State (2019-22)

TACKLES: 4, vs. Rutgers 11/12/22\*

TACKLES FOR LOSS: 1, at Iowa 11/7/20; at Michigan 10/31/20\*



## 42 // DION HUNTER

LB / R-JR. / 6-2 / 235

ALBUQUERQUE, N.M. / CLEVELAND / NEW MEXICO

- Appeared in 25 games with eight starts over three seasons at New Mexico from 2020-22.
- Tallied 69 tackles and three TFLs in 2022.

## CAREER DEFENSE STATISTICS

SEASON	GP	SOLO	ASST	TOTAL	TFL	SACKS	INT	PD	FF	FR
2020	4	5	2	7	0.5	0	0	0	0	0
2021	12	15	23	38	2	1	0	0	0	0
2022	9	20	49	69	3	2	0	1	0	0
<b>TOTAL</b>	<b>25</b>	<b>40</b>	<b>74</b>	<b>114</b>	<b>5.5</b>	<b>3</b>	<b>0</b>	<b>1</b>	<b>0</b>	<b>0</b>

## CAREER HIGHS \*At New Mexico (2020-22)

TACKLES: 13, vs. Fresno State 10/22/22\*

TACKLES FOR LOSS: 1.5, at UNLV 9/30/22\*

SACKS: 1, three times, last at Utah State 11/5/22\*



## 6 // DORIAN JONES

LB / SR. / 6-0 / 236

BOYNTON BEACH, FLA. / AMERICAN HERITAGE / LOUISVILLE

- Spent four years as an impact player at Louisville, redshirting in 2019 and contributing at linebacker and special teams from 2020-22
- Totaled 90 tackles, 10.5 TFLs and four sacks in 36 career games.
- Started one game in 2022 and played in all 13 contests at middle linebacker, tallying 34 tackles, 6.5 TFLs and three sacks.

## CAREER DEFENSE STATISTICS

SEASON	GP	SOLO	ASST	TOTAL	TFL	SACKS	INT	PD	FF	FR
2019	1	0	0	0	0	0	0	0	0	0
2020	9	3	6	9	0	0	0	0	0	0
2021	12	19	29	48	4	1	0	0	0	1
2022	13	20	14	34	6.5	3	0	0	1	2
<b>TOTAL</b>	<b>35</b>	<b>42</b>	<b>49</b>	<b>91</b>	<b>10.5</b>	<b>4</b>	<b>0</b>	<b>0</b>	<b>1</b>	<b>3</b>

## CAREER HIGHS \*At Louisville (2019-22)

TACKLES: 9, vs. Clemson 11/6/21; vs. N.C. State 10/30/21\*

TACKLES FOR LOSS: 2, vs. South Florida 9/24/22\*

SACKS: 1, three times, last vs. James Madison 11/5/22\*



## 3 // DESHAWN PACE

STAR / SR. / 6-2 / 212

CINCINNATI, OHIO / COLERAIN

2021 ALL-AAC HONORABLE MENTION

- One of three Bearcats named to 2023 Bruce Feldman's annual "Freaks" list.
- Named Preseason All-Big 12 by Phil Steele and Athlon Sports.
- Transitioned to a "star" playmaker-defensive back role in UC's defense in 2022.
- Versatile linebacker who started eight games and appeared in all 13 contests in 2022, ranking fifth on the team with 62 tackles.
- Finished sixth in the AAC and third on the team with 94 tackles in 2021, while also adding nine for loss and a team-high four interceptions.
- Brother, Ivan Pace Jr., is a rookie linebacker for the Minnesota Vikings after posting one of the most decorated defensive seasons in Cincinnati history in 2022 following a career at Miami (OH).

## CAREER DEFENSE STATISTICS

SEASON	GP	SOLO	ASST	TOTAL	TFL	SACKS	INT	PD	FF	FR
2020	8	3	7	10	0	0	0	0	1	0
2021	14	45	49	94	9.5	0.5	4	2	0	0
2022	13	31	31	62	5	1	1	1	0	1
<b>TOTAL</b>	<b>35</b>	<b>79</b>	<b>87</b>	<b>166</b>	<b>14.5</b>	<b>1.5</b>	<b>5</b>	<b>3</b>	<b>1</b>	<b>1</b>

## CAREER HIGHS

TACKLES: 10, vs. East Carolina 11/11/22; at Indiana 9/18/21

TACKLES FOR LOSS: 2, at Navy 10/23/21

SACKS: 1, at Tulsa 10/1/22

INTERCEPTIONS: 1, five times, last at Tulsa 10/1/22

## PLAYER PROFILES - DEFENSE



## 97 // ERIC PHILLIPS

DL / R-SR. / 6-3 / 260  
CINCINNATI, OHIO / COLERAIN

- Started the final 12 games at defensive end and appeared in all 13 contests in a breakout season in 2022, totaling 38 tackles, eight TFLs, three sacks, four passes defended, a forced fumble and a fumble recovery.
- Top performance came when he totaled five stops, 2.5 TFLs, 1.5 sacks and a forced fumble vs. Indiana.
- Recorded a TFL in each of the final three games in 2022 - at Temple, vs. Tulane and vs. Louisville in the Wasabi Bowl.

## CAREER DEFENSE STATISTICS

SEASON	GP	SOLO	ASST	TOTAL	TFL	SACKS	INT	PD	FF	FR
2019	1	0	0	0	0	0	0	0	0	0
2020	5	0	5	5	0	0	0	0	0	0
2021	9	3	2	5	0	0	0	0	0	0
2022	13	16	22	38	8	3	0	4	1	1
<b>TOTAL</b>	<b>28</b>	<b>19</b>	<b>29</b>	<b>48</b>	<b>8</b>	<b>3</b>	<b>0</b>	<b>4</b>	<b>1</b>	<b>1</b>

## CAREER HIGHS

**TACKLES:** 7, vs. Navy 11/5/22  
**TACKLES FOR LOSS:** 2.5, vs. Indiana 9/24/22  
**SACKS:** 1.5, vs. Indiana 9/24/22



## 10 // BRYON THREATS

S / JR. / 5-10 / 195  
COLUMBUS, OHIO / COFFMAN

- Played in all 13 games with 10 starts, totaling 58 tackles, four TFLs and two interceptions in 2022.
- Made six tackles in his first career start in the season opener at Arkansas.
- Tallied a career-high nine tackles and recorded first career interception vs. Indiana.
- Had an interception in the red zone and a tackle at Temple.
- Appeared in 12 games during the team's historic run to the College Football Playoff in 2021.

## CAREER DEFENSE STATISTICS

SEASON	GP	SOLO	ASST	TOTAL	TFL	SACKS	INT	PD	FF	FR
2021	12	4	4	8	0	0	0	1	0	0
2022	13	37	21	58	4	1.5	2	2	0	0
<b>TOTAL</b>	<b>25</b>	<b>41</b>	<b>25</b>	<b>66</b>	<b>4</b>	<b>1.5</b>	<b>2</b>	<b>3</b>	<b>0</b>	<b>0</b>

## CAREER HIGHS

**TACKLES:** 9, vs. Indiana 9/24/22  
**TACKLES FOR LOSS:** 1, three times, last vs. Louisville 12/17/22  
**SACKS:** 1, vs. Miami (OH) 9/17/22  
**INTERCEPTIONS:** 1, at Temple 11/19/22; vs. Indiana 9/24/22



## 4 // MALIK VANN

DE / R-SR.\* / 6-3 / 268  
CINCINNATI, OHIO / FAIRFIELD


- Veteran defensive lineman who started in the first two games of 2022 at defensive end before going down with a season-ending pectoral injury.
- A force when healthy, he enters his sixth season with 90 tackles, 22 TFLs and nine sacks in 49 career games.
- Appeared in 12 games, starting nine, including the first eight games until he was slowed by an ankle injury in 2021.
- Tallied 33 tackles, including 8.5 for loss and 3.5 sacks with three pass breakups in 2021, where he recorded a career-high six tackles against Miami (OH) and Tulane.

## CAREER DEFENSE STATISTICS

SEASON	GP	SOLO	ASST	TOTAL	TFL	SACKS	INT	PD	FF	FR
2018	12	1	7	8	1	1	0	0	0	0
2019	14	17	13	30	6.5	2.5	0	1	0	0
2020	9	12	4	16	5	2	0	0	0	0
2021	12	19	14	33	8.5	3.5	0	3	1	0
2022	2	3	0	3	1	0	0	0	0	0
<b>TOTAL</b>	<b>49</b>	<b>52</b>	<b>38</b>	<b>90</b>	<b>22</b>	<b>9</b>	<b>0</b>	<b>4</b>	<b>1</b>	<b>0</b>

## CAREER HIGHS

**TACKLES:** 6, vs. Tulane 10/30/21; vs. Miami (OH) 9/4/21  
**TACKLES FOR LOSS:** 2, vs. Tulane 10/30/21; vs. Miami (OH) 9/14/19  
**SACKS:** 2, vs. Miami (OH) 9/14/19



## 15 // TAJ WARD

DB / R-SR.\* / 6-0 / 195  
SOLON, OHIO / SOLON

- Played in 13 games and started in 11 as the first-team nickel back, totaling 20 tackles, an interception, four pass breakups and 2.5 TFLs in 2022.
- Tied a career-high four tackles - three solo - with a TFL in the season opener at Arkansas in his first career start.
- Played in 50 career games on special teams and in the defensive backfield.

## CAREER DEFENSE STATISTICS

SEASON	GP	SOLO	ASST	TOTAL	TFL	SACKS	INT	PD	FF	FR
2018	4	1	0	1	0	0	0	0	0	0
2019	13	8	4	12	0	0	0	0	0	0
2020	9	5	2	7	0	0	0	0	0	0
2021	11	5	2	7	0	0	0	0	0	0
2022	13	12	8	20	2.5	0	1	4	0	0
<b>TOTAL</b>	<b>50</b>	<b>31</b>	<b>16</b>	<b>47</b>	<b>2.5</b>	<b>0</b>	<b>1</b>	<b>4</b>	<b>0</b>	<b>0</b>

## CAREER HIGHS

**TACKLES:** 4, vs. Arkansas, 9/3/22; vs. Miami (OH) 9/14/19  
**INTERCEPTIONS:** 1 vs. Indiana, 9/24/22

## PLAYER PROFILES - DEFENSE



## I // JORDAN YOUNG

DB / R-SO. / 6-0 / 195

TAMPA, FLA. / GAITHER / FLORIDA

- Appeared in 13 games over two season with the Florida Gators from 2021-22.
- Tallied 10 tackles, a pass breakup and a blocked kick in 10 games in 2022.
- Closed out his freshman season with a career-high four tackles and a blocked kick vs. Oregon State in the Las Vegas Bowl.
- Rated the 32nd best cornerback in the 2021 class.

## CAREER DEFENSE STATISTICS

SEASON	GP	SOLO	ASST	TOTAL	TFL	SACKS	INT	PD	FF	FR
2021	3	1	0	1	0	0	0	0	0	0
2022	10	4	6	10	0	0	0	1	0	0
<b>TOTAL</b>	<b>13</b>	<b>5</b>	<b>6</b>	<b>11</b>	<b>0</b>	<b>0</b>	<b>0</b>	<b>1</b>	<b>0</b>	<b>0</b>

CAREER HIGHS \*At Florida (2021-22)

TACKLES: 4, vs. Oregon State 12/17/22\*

PASSES DEFENDED: 1, vs. South Carolina 11/12/22\*

## PLAYER PROFILES - OFFENSE

**56 // DEONDRE BUFORD**

OL / R-JR. / 6-3 / 315

DETROIT, MICH. / MARTIN LUTHER KING / KENTUCKY

- Played in 15 career games for Kentucky from 2020-22.
- Appeared in all 13 games for Kentucky in 2022, seeing action at both the guard and tackle spots with a pair of starts, including against No. 1 Georgia.
- Former four-star recruit by 247 Sports.

**53 // GAVIN GERHARDT**

OL / R-JR. / 6-4 / 305

XENIA, OHIO / XENIA

- The Bearcats' lone returning offensive starter from 2022.
- Started all 13 games at center, proving to be one of the Bearcats' top offensive linemen in 2022
- Snapped for two different quarterbacks and paved the way for three different running backs to tally 100-yard rushing games in 2022
- Versatile lineman who saw time in camp as a first-team guard before a season-ending injury to incumbent starter Jake Renfro forced the coaches to move Gerhardt to center.

**8 // XZAVIER HENDERSON**

WR / SR. / 6-3 / 200

MIAMI, FLA. / COLUMBUS / FLORIDA

- Appeared in 35 games with 14 starts at Florida from 2020-22, totaling 73 receptions for 835 yards and five touchdowns, in addition to returning 34 punts for 270 yards for a 7.9 average and nine kicks for 137 yards for a 15.2 average.
- Started 11 games and led the Gators in receptions, finishing with 38 catches for 410 yards and two touchdowns in 2022.
- Had five catches for 110 yards and a score versus No. 1 Georgia.

**CAREER RECEIVING STATISTICS**

SEASON	GP	REC	YDS	TD	LONG	AVG/C
2020	10	9	148	1	43	16.4
2021	11	26	277	2	35	10.7
2022	13	38	410	2	78	10.8
<b>TOTAL</b>	<b>35</b>	<b>73</b>	<b>835</b>	<b>5</b>	<b>78</b>	<b>11.4</b>

**CAREER KICK RETURN STATISTICS**

SEASON	GP	ATT	YDS	TD	LONG	AVG/R
2020	10	0	0	0	0	0
2021	13	2	26	0	14	13.0
2022	11	7	11	0	23	15.9
<b>TOTAL</b>	<b>35</b>	<b>9</b>	<b>137</b>	<b>0</b>	<b>23</b>	<b>15.2</b>

**CAREER HIGHS** \*At Florida (2020-22)**RECEPTIONS:** 7, vs. Samford 11/13/21\***RECEIVING YARDS:** 110, vs. Georgia 10/29/22\***RECEIVING TOUCHDOWNS:** 1, five times, last vs. Georgia 10/29/22\***LONG RECEPTION:** 78, vs. Georgia 10/29/22\***LONG PUNT RETURN:** 48, vs. Missouri 10/8/22\***LONG KICK RETURN:** 23, at Tennessee 9/24/22\***4 // LUKE KANDRA**

OL / R- JR. / 6-4 / 320

CINCINNATI, OHIO / ELDER / LOUISVILLE

- Former Elder High School in Cincinnati standout who appeared in 21 games for Louisville from 2020-22.
- Made two starts in 2022 and was key part of offensive line that paved the way for the Cardinals to average 193.4 rushing yards per game in the regular season, a mark that ranked second in the ACC.
- Started at right guard in 24-10 victory versus Pitt and in the regular season finale against Kentucky in 2022.

**21 // COREY KINER**

RB / JR. / 5-9 / 215

CINCINNATI, OHIO / ROGER BACON / LSU

- Rushed 81 times for 362 yards and five touchdowns over 10 games in his first season with Cincinnati in 2022 after transferring from LSU, where he played in 2021.
- Had a rushing touchdown in each of his first five games in 2022.
- Recorded a 106-yard, one-touchdown performance on 12 carries at Tulsa, including a career-long 52 yard touchdown.
- Earned valuable reps as a true freshman at LSU, totaling 79 carries for 324 yards (4.1 per carry) and two touchdowns in 2021.
- Named Mr. Football in Ohio in 2020 and former four-star prospect in the 247 Sports Composite, ESPN and Rivals.

**CAREER RUSHING STATISTICS**

SEASON	GP	ATT	YDS	TD	LONG	AVG/C
2020	11	79	320	2	26	4.1
2021	10	81	362	5	52	4.5
<b>TOTAL</b>	<b>21</b>	<b>160</b>	<b>682</b>	<b>7</b>	<b>52</b>	<b>4.3</b>

**CAREER RECEIVING STATISTICS**

SEASON	GP	REC	YDS	TD	LONG	AVG/C
2021	11	2	10	0	6	5.0
2022	10	2	2	0	1	1.0
<b>TOTAL</b>	<b>21</b>	<b>4</b>	<b>12</b>	<b>0</b>	<b>6</b>	<b>3.0</b>

**CAREER HIGHS** \*At LSU (2021)**RUSH ATTEMPTS:** 14, vs. Indiana 9/24/22; vs. Kansas State 1/4/22\***RUSH YARDS:** 106, at Tulsa 10/1/22**RUSH TOUCHDOWNS:** 1, seven times, last at Tulsa 10/01/22**LONG RUSH:** 52, at Tulsa 10/1/22**RECEPTIONS:** 1, four times, last vs. Indiana 9/24/22**RECEIVING YARDS:** 6, Auburn, 10/2/21\***LONG RECEPTION:** 6, Auburn, 10/2/21\***TOTAL OFFENSE ATTEMPTS:** 15 vs. Indiana 09/24/22**TOTAL OFFENSE YARDS:** 106, at Tulsa 10/1/22

## PLAYER PROFILES - OFFENSE



## 5 // EMORY JONES

QB / R-SR.\* / 6-3 / 210

LA GRANGE, GA. / HEARD COUNTY / FLORIDA / ARIZONA STATE

- Sixth-year veteran quarterback who brings 20 games of starting experience during stints at Arizona State (2022) and Florida (2018-21).
- Has completed 404-of-631 pass attempts (.640) for 4,880 yards and 33 touchdowns over 45 career games entering 2023 season.
- Completed 125-of-199 (.628) pass attempts for 1,533 yards and seven touchdowns, in addition to four rushing touchdowns, in eight games with seven starts for the Arizona State in 2022.
- Started 12 games at Florida in 2021 and finished with 2,734 yards passing and 19 touchdowns, in addition to 758 yards and four touchdowns on the ground.
- Among his many highlights at Florida was his 464-yard, six-touchdown passing performance against Samford on Nov. 13, 2021, in which he also added 86 yards and a score on the ground for a program-record 550 total yards.

## CAREER PASSING STATISTICS

SEASON	GP	COMP	ATT	PCT	YDS	TD	INT	LONG	AVG/P
2018	4	12	16	75.0	125	2	0	35	10.4
2019	11	25	38	65.8	267	3	0	48	10.7
2020	9	18	32	56.3	221	2	1	30	12.3
2021	13	224	346	64.7	2734	19	13	61	12.2
2022	8	125	199	62.8	1533	7	4	73	12.3
<b>TOTAL</b>	<b>45</b>	<b>404</b>	<b>631</b>	<b>64.0</b>	<b>4880</b>	<b>33</b>	<b>18</b>	<b>73</b>	<b>12.1</b>

## CAREER RUSHING STATISTICS

SEASON	GP	ATT	YDS	TD	LONG	AVG/C
2018	4	18	41	0	15	2.3
2019	11	42	256	4	29	6.1
2020	9	32	217	2	22	6.8
2021	13	143	758	4	49	5.3
2022	8	59	31	4	23	0.5
<b>TOTAL</b>	<b>45</b>	<b>294</b>	<b>1303</b>	<b>14</b>	<b>49</b>	<b>4.4</b>


**CAREER HIGHS** !While at Arizona State (2022); \*While at Florida (2018-21)**PASSING ATTEMPTS:** 36, vs. Utah 9/24/22!; vs. UCF 12/23/21\***PASSING COMPLETIONS:** 28, vs. Samford 11/13/21\***PASSING YARDS:** 464, vs. Samford 11/13/21\***PASSING TOUCHDOWNS:** 6, vs. Samford 11/13/21\***LONGEST PASS:** 73, at Oklahoma State 9/10/22!**TOTAL OFFENSE ATTEMPTS:** 49 (36 pass, 17 rush), at Missouri 11/20/21\***TOTAL OFFENSE YARDS:** 550, vs. Samford 11/13/21\***RUSHING ATTEMPTS:** 19, vs. Alabama 9/18/21\***RUSHING YARDS:** 144, vs. Tennessee 9/25/21\***RUSHING TOUCHDOWNS:** 3 vs. Vanderbilt, 11/9/19\*

## 7 // CHAMON METAYER

TE / R-SO. / 6-5 / 248

MIAMI, FLA. / NORTH MIAMI

- Appeared in six games, missing six games due to injury, and made one 32-yard reception against Kennesaw State in 2022.
- Earned first career start in the Wasabi Fenway Bowl vs. Louisville.
- Has flashed his potential multiple times, including a two-touchdown performance in the 2022 Spring Game.



## 26 // MYLES MONTGOMERY

RB / R-SO. / 5-11 / 205

JACKSONVILLE, FLA. / FLETCHER

- One of the fastest players on the team, he rushed 14 times for 120 yards and one score and tallied one four-yard catch over six games in 2022.
- Sprinted to a 76-yard touchdown in a five-carry, 104-yard rushing performance vs. Kennesaw State.
- Rushed for eight yards on four carries vs. Louisville in the Wasabi Fenway Bowl.

## CAREER RUSHING STATISTICS

SEASON	GP	ATT	YDS	TD	LONG	AVG/C
2021	2	0	0	0	0	0
2022	6	14	120	1	76	8.6
<b>TOTAL</b>	<b>8</b>	<b>14</b>	<b>120</b>	<b>1</b>	<b>76</b>	<b>8.6</b>

## CAREER HIGHS

**TOTAL OFFENSE ATTEMPTS:** 5 (five rush), vs. Kennesaw State 9/10/22**TOTAL OFFENSE YARDS:** 104, vs. Kennesaw State 9/10/22**RUSHING ATTEMPTS:** 5, vs. Kennesaw State 9/10/22**RUSHING YARDS:** 104, vs. Kennesaw State 9/10/22**RUSHING TOUCHDOWNS:** 1, vs. Kennesaw State 9/10/22

## PLAYER PROFILES - OFFENSE



## 22 // RYAN MONTGOMERY

RB / SR.\* / 5-10 / 205  
FRANKLIN, OHIO / FRANKLIN

- Enters his fourth straight season as one of the primary return specialists in 2023
- Heads into the season ranked third in program history with 69 career punt returns and 672 punt return yards.
- Rushed for 270 yards and five touchdowns and added four receptions for 65 yards in 2022, missing three games due to injury suffered in season opener.
- Tied a career-high 95 yards and two touchdowns against Tulane in the regular season finale.
- Rushed for a career-high 312 yards on 46 attempts in addition to three touchdowns and was named to Pro Football Focus' All-AAC Third Team as a punt returner in 2021.

## CAREER KICK RETURN STATISTICS

SEASON	GP	ATT	YDS	TD	LONG	AVG/R
2019	14	1	14	0	14	14.0
2020	10	4	87	0	32	21.8
2021	14	0	0	0	0	0.0
2022	9	2	19	0	11	9.5
<b>TOTAL</b>	<b>47</b>	<b>7</b>	<b>120</b>	<b>0</b>	<b>32</b>	<b>17.1</b>

## CAREER PUNT RETURN STATISTICS

SEASON	GP	ATT	YDS	TD	LONG	AVG/R
2019	14	28	258	0	25	9.2
2020	10	14	110	0	21	7.9
2021	14	20	229	0	30	11.5
2022	9	7	75	0	31	10.7
<b>TOTAL</b>	<b>47</b>	<b>69</b>	<b>672</b>	<b>0</b>	<b>31</b>	<b>9.7</b>

## CAREER RUSHING STATISTICS


SEASON	GP	ATT	YDS	TD	LONG	AVG/C
2019	14	20	106	2	26	5.3
2020	10	15	41	0	7	2.7
2021	14	46	312	3	55	6.8
2022	9	63	270	5	39	4.3
<b>TOTAL</b>	<b>47</b>	<b>144</b>	<b>729</b>	<b>10</b>	<b>55</b>	<b>5.1</b>

## CAREER RECEIVING STATISTICS

SEASON	GP	REC	YDS	TD	LONG	AVG/C
2019	14	0	0	0	0	0.0
2020	10	4	16	0	10	0.4
2021	14	6	42	1	19	0.4
2022	9	4	65	0	30	0.4
<b>TOTAL</b>	<b>47</b>	<b>14</b>	<b>123</b>	<b>10</b>	<b>30</b>	<b>0.3</b>

## CAREER HIGHS

**TOTAL OFFENSE ATTEMPTS:** 17 (17 rush), vs. Tulane 11/25/22  
**TOTAL OFFENSE YARDS:** 95 (95 rush), vs. Tulane 11/25/22; vs. UCF 10/16/21  
**RUSHING ATTEMPTS:** 17, vs. Tulane 11/25/22  
**RUSHING YARDS:** 95, vs. Tulane 11/25/22; vs. UCF 10/16/21  
**RUSHING TOUCHDOWNS:** 2, vs. Tulane 11/25/22; at South Florida 11/12/21  
**LONGEST RUSH:** 55, at South Florida 11/12/21  
**RECEPTIONS:** 2, three times, last vs. Houston 12/4/21  
**RECEIVING YARDS:** 30, at UCF 10/29/22  
**LONGEST RECEPTION:** 30, at UCF 10/29/22  
**LONGEST PUNT RETURN:** 31, at Tulsa 10/1/22  
**LONGEST KICK RETURN:** 32, vs. Tulsa 12/19/20



## 11 // DONOVAN OLLIE

WR / R-SR. / 6-3 / 212  
WYLIE, TEXAS / WYLIE / WASHINGTON STATE

- Experienced receiver who brings 24 career starts, 70 receptions, 807 yards, four touchdowns following four seasons at Washington State from 2019-22.
- Made 11 starts and appeared in 12 games in 2022, tallying 43 receptions for 491 yards and three scores.
- Set career-high in yards and touchdowns and tied in receptions with a seven-catch, 82-yard, two-touchdown performance against Colorado State in 2022.
- Started all 13 games for the Cougars in 2021, making 26 catches for 301 yards and a touchdown.

## CAREER RECEIVING STATISTICS

SEASON	GP	REC	YDS	TD	LONG	AVG/C
2020	3	1	15	0	15	15.0
2021	13	26	301	1	56	11.6
2022	12	43	491	3	60	11.4
<b>TOTAL</b>	<b>28</b>	<b>70</b>	<b>807</b>	<b>4</b>	<b>60</b>	<b>11.5</b>

## CAREER HIGHS \*At Washington State (2019-22)

**RECEPTIONS:** 7, vs. Colorado State 9/17/22; vs. Idaho 9/3/22\*

**RECEIVING YARDS:** 82, vs. Colorado State 9/17/22\*

**RECEIVING TOUCHDOWNS:** 2, vs. Colorado State 9/17/22\*



## 88 // PAYTEN SINGLETARY

TE / R-JR. / 6-4 / 235  
THOMASVILLE, GA. / THOMASVILLE

- Versatile tight end and special teams contributor who has appeared in 22 games over the last three seasons.
- Appeared in 12 games and recorded one catch for 11 yards against Louisville in the Wasabi Fenway Bowl in 2022.
- Played in six games with one start in 2021, where he scored on his first-career touch via an 18-yard touchdown catch against Murray State in 2021.

## CAREER RECEIVING STATISTICS

SEASON	GP	REC	YDS	TD	LONG	AVG/C
2020	4	0	0	0	0	0.0
2021	6	2	22	1	18	11.0
2022	12	1	11	0	11	11.0
<b>TOTAL</b>	<b>22</b>	<b>3</b>	<b>33</b>	<b>1</b>	<b>18</b>	<b>11.0</b>

## CAREER HIGHS

**RECEPTIONS:** 1, three times, last vs. Louisville 12/17/22

**RECEIVING YARDS:** 18, vs. Murray State, 9/11/21

**RECEIVING TOUCHDOWNS:** 1, vs. Murray State, 9/11/21

**LONGEST RECEPTION:** 18, vs. Murray State, 9/11/21

## PLAYER PROFILES - OFFENSE



## 0 // BRADEN SMITH

WR / R-SR.\* / 5-10 / 185  
 FLOWOOD, MISS. / NORTHWEST RANKIN /  
 N.W. MISS COMMUNITY COLLEGE / LOUISVILLE

- Appeared in 29 games as a wide receiver and return specialist for Louisville, where he hauled in 59 receptions for 653 yards and two touchdowns from 2020-22 after transferring from Northwest Mississippi Community College in Flowood, Miss.
- Played in 13 games with eight starts, hauling in 21 passes for 215 yards and a touchdown in 2022.
- Totaled 141 return yards as the Cardinals' main punter returner in 2022.
- Tallied 11 receptions for 68 yards and a touchdown, also returning a punt 49 yards for a score and tossing a 45-yard touchdown on a trick play for the Cardinals before suffering an injury in 2021.

## CAREER RECEIVING STATISTICS

SEASON	GP	REC	YDS	TD	LONG	AVG/C
2020	11	27	370	0	63	13.7
2021	5	11	68	1	15	6.2
2022	13	21	215	1	31	10.2
<b>TOTAL</b>	<b>29</b>	<b>59</b>	<b>653</b>	<b>2</b>	<b>63</b>	<b>11.1</b>

## CAREER KICK RETURN STATISTICS

SEASON	GP	ATT	YDS	TD	LONG	AVG/R
2020	11	4	81	0	23	20.3
2021	5	0	0	0	0	0.0
2022	13	0	0	0	0	0.0
<b>TOTAL</b>	<b>29</b>	<b>4</b>	<b>0</b>	<b>0</b>	<b>0</b>	<b>0.0</b>

## CAREER PUNT RETURN STATISTICS

SEASON	GP	ATT	YDS	TD	LONG	AVG/R
2020	11	0	0	0	0	0
2021	5	5	60	1	49	12.0
2022	13	28	141	0	30	5.0
<b>TOTAL</b>	<b>29</b>	<b>33</b>	<b>201</b>	<b>1</b>	<b>49</b>	<b>6.1</b>

## CAREER HIGHS \*At Louisville (2020-22)

RUSHING ATTEMPTS: 1, at Florida State 9/25/21\*

RUSHING YARDS: 6, vs Cincinnati 12/17/22\*

LONGEST RUSH: 6, vs Cincinnati 12/17/22\*

PASSING ATTEMPTS: 2, vs. Cincinnati 12/17/22\*

PASSING YARDS: 45, at Syracuse 9/3/22; vs UCF 9/17/21\*

PASSING TOUCHDOWNS: 1 vs UCF 09/17/21, vs Wake Forest 10/29/22\*

LONGEST PASS: 45, at Syracuse 9/3/22; vs UCF 9/17/21\*

RECEPTIONS: 7, vs. Syracuse 11/20/20\*

RECEPTIONS YARDS: 110, vs. Western Ky. 9/12/20\*

RECEIVING TOUCHDOWNS: 1, vs. Ole Miss 9/06/21, at Clemson 11/12/22\*

LONGEST RECEPTION: 63, vs Western Ky. 9/12/20\*

LONGEST PUNT RETURN: 49, vs. Eastern Ky. 9/11/21\*

LONGEST KICK RETURN: 23, vs. Virginia Tech 10/31/20\*



## 54 // DARTANYAN TINSLEY

OL / SR. / 6-5 / 315  
 OWENSBORO, KY. / OWENSBORO / KENTUCKY CHRISTIAN

- Appeared in nine games as a backup on the offensive line and a special teams contributor in 2022.
- Transferred to Cincinnati after he collected First Team All-National Christian College Athletic Association (NCCAA) honors in 2020-21 and First Team All-Mid-South Conference Appalachian Division accolades in back-to-back seasons for Kentucky Christian.



## 9 // AARON TURNER

WR / JR. / 5-7 / 185  
 ELLICOTT, MD. / GONZAGA COLLEGE / UCONN

- Appeared in all 25 games for UConn from 2021-22, totaling 90 receptions for 759 yards and three touchdowns, in addition to 75 more yards on the ground.
- Led the Huskies in receptions, his second straight season with a team-high in catches, yards and touchdowns in 2022, finishing with 57 catches for 527 yards and three scores last fall after hauling in 33 catches for 232 yards in 2021.

## CAREER RECEIVING STATISTICS

SEASON	GP	REC	YDS	TD	LONG	AVG/C
2021	12	33	232	0	50	7.0
2022	13	57	527	3	56	9.2
<b>TOTAL</b>	<b>25</b>	<b>90</b>	<b>759</b>	<b>3</b>	<b>56</b>	<b>8.4</b>

## CAREER HIGHS \*At UConn (2021-22)

RECEPTIONS: 10, vs. Liberty, 11/12/22\*

RECEIVING YARDS: 71, vs. Syracuse 9/10/22\*

RECEIVING TOUCHDOWNS: 1, three times, last at Ball State 10/15/22\*

LONGEST RECEPTION: 56, vs. Syracuse 9/10/22\*

RUSHING ATTEMPTS: 3, at NC State 9/24/22\*

RUSHING YARDS: 22, at Army 9/18/21\*

## PLAYER PROFILES - OFFENSE



## 2 // DEE WIGGINS

WR / R-SR.\* / 6-3 / 195

MIAMI, FLA. / MIAMI SOUTHRIDGE / MIAMI / LOUISVILLE

- Veteran wide receiver who brings 22 games of starting experience during stints at Louisville and Miami.
- Spent four seasons at Miami from 2018-21, where he appeared in 40 games at wide receiver and totaled 791 receiving yards on 62 receptions for seven touchdowns.
- Transferred to Louisville in 2022 where he played in three games and made four receptions for 67 yards before suffering a season-ending injury.
- Former four-star prospect by ESPN in the 2018 class.

### CAREER RECEIVING STATISTICS

SEASON	GP	REC	YDS	TD	LONG	AVG/R
2018	13	7	73	0	24	10.4
2019	12	20	335	4	67	16.8
2020	11	31	358	3	40	11.5
2021	4	4	25	0	12	6.3
2022	3	4	67	0	23	16.8
<b>TOTAL</b>	<b>43</b>	<b>66</b>	<b>858</b>	<b>7</b>	<b>67</b>	<b>13.0</b>

**CAREER HIGHS** \*At Miami (2018-21)

**RECEPTIONS:** 8, at Virginia Tech 11/14/20\*

**RECEIVING YARDS:** 106, at Virginia Tech 11/14/20\*

**RECEIVING TOUCHDOWNS:** 2, vs. Louisville 11/9/19\*

**LONGEST RECEPTION:** 67, vs. Louisville 11/9/19\*



## 75 // JOHN WILLIAMS

OL / R-JR. / 6-5 / 310

BOLINGBROOK, ILL. / BOLINGBROOK

- Appeared in 12 games in 2022, only missing the Indiana contest.
- Helped block in a 63-10 victory vs Kennesaw State, where the Bearcats totaled 523 yards of offense.
- Backup tackle who also appeared on field goal and PAT units.
- Played in 12 games, including starting the first three against Miami (OH), Murray State and Indiana in 2021 after seeing action in four games and redshirting in 2020.
- Aerospace engineering major.

## PLAYER PROFILES - SPECIAL TEAMS

**47 // RORY BELL**

K / R-JR. / 5-10 / 185  
WILMINGTON, OHIO / WILMINGTON / TEMPLE

- Walked on at Temple, where he played from 2020-22.
- Was the Owls' primary kickoff specialist each of the last two seasons.
- Drilled a career-high 55 yard field goal at Cincinnati, the longest field goal in the AAC in 2022 and the second longest in Temple program history.

**33 // CARTER BROWN**

K / SO. / 6-0 / 205  
PEARLAND, TEXAS / DAWSON / ARIZONA STATE

- Made 11-of-14 field goal attempts, including a 5-of-7 from 40+, for Arizona State as a true freshman in 2022. Also connected on all 33 of his extra point attempts to finish with 61 points.
- Drilled a career-long 53-yarder against Washington.
- Entered college as one of the nation's top kicking prospects, earning a three-star rating from 247Sports.


**CAREER FIELD GOAL STATISTICS**

SEASON	FG	PCT.	PAT	1-19	20-29	30-39	40-49	50+	LG	PTS
2022	11-14	78.6	33-33	0-0	3-4	3-3	4-6	1-1	53	66
<b>TOTAL</b>	<b>11-14</b>	<b>78.6</b>	<b>33-33</b>	<b>0-0</b>	<b>3-4</b>	<b>3-3</b>	<b>4-6</b>	<b>1-1</b>	<b>53</b>	<b>66</b>

**CAREER HIGHS** \*At Arizona State (2022)

**FG MADE:** 4, vs. Northern Arizona 9/1/22\*

**LONGEST FG MADE:** 53, vs. Washington 10/8/22\*

**39 // BRYCE BURTON**

H/K / R-SR. / 5-10 / 200  
CINCINNATI, OHIO / PRINCETON

- Veteran leader of special teams unit and the primary holder for all 13 games in 2022.
- Kicked off twice vs. Louisville in the Wasabi Fenway Bowl for an average of 56.0 yard per kick.
- Holder for all 14 games during College Football Playoff Championship run in 2021.

**31 // MASON FLETCHER**

P / JR. / 6-7 / 215  
MELBOURNE, AUSTRALIA / PROKICK

**2022 RAY GUY AWARD FINALIST**  
**2022 AAC SPECIAL TEAMS PLAYER OF THE YEAR, ALL-AAC FIRST TEAM**  
**2022 AP THIRD TEAM ALL-AMERICAN**

- Named to the preseason watch list for the 2023 Ray Guy Award after being one of three finalists in 2022.
- Selected as preseason All-Big 12 and preseason All-America by Sporting News, Phil Steele and Athlon Sports.
- Boasts the top returning average nationally after finishing with a 46.8-yard average from 2022.
- Named 2022 AAC Special Team Player of the Year and All-AAC First Team after ranking fourth nationally with a 46.8 average and helping Cincinnati rank second nationally in net punting at 44.35 in 2022.
- Totaled 14 punts of 50-plus yards and 29 punts downed inside the 20 in 2022.
- Set program and AAC records with his 84-yard punt at SMU.
- Had two punts inside the 10 in Arkansas game, punting against his brother, Max.

**CAREER PUNTING STATISTICS**

SEASON	NO.	YDS.	AVG.	LONG	120	50+	BL
2021	50	2147	42.9	54	17	5	0
2022	63	2913	46.8	84	29	14	0
<b>TOTAL</b>	<b>113</b>	<b>5060</b>	<b>44.8</b>	<b>84</b>	<b>46</b>	<b>19</b>	<b>0</b>

**CAREER HIGHS**

**PUNT ATTEMPTS:** 8, vs. Indiana 09/24/22

**PUNT YARDS:** 373, vs. Indiana 09/24/22

**LONGEST PUNT:** 84, at SMU 10/22/22

**PUNT AVERAGE:** 65.0, at SMU 10/22/22

**PUNTS INSIDE THE 20:** 3, five times vs. Navy 11/11/22

**96 // CAYSON PFEIFFER**

LS / R-SR.\* / 6-0 / 220  
COLUMBUS, OHIO / DUBLIN SCIOTO

- Enters 2023 having snapped in 37 career games and the starting long snapper for the fourth straight season.
- Played in all 13 games and snapped on all 45 PAT attempts, all 23 field goal attempt and on all 62 punts serving as a key part of one of the nation's top special teams units in 2022.
- Snapped for Ray Guy Finalist and AAC Special Teams Player of the Year Mason Fletcher and Second Team All-AAC kicker Ryan Coe
- Was the primary long snapper for the second-straight AAC title and College Football Playoff run in 2021, playing all 14 games where he snapped on all 69 PATs, 19 field-goal attempts and 49 punts.

2023 CINCINNATI FOOTBALL

STARTERS											
OFFENSE	LT	LG	C	RG	RT	TE	WR	WR	WR	QB	RB
EKU											
PITT											
MIAMI (OH)											
OKLAHOMA											
BYU											
IOWA ST											
BAYLOR											
OK ST											
UCF											
HOUSTON											
WVU											
KANSAS											

DEFENSE	DE	DT	DE	OLB	ILB	ILB	STAR	CB	CB	S	S
EKU											
PITT											
MIAMI (OH)											
OKLAHOMA											
BYU											
IOWA ST											
BAYLOR											
OK ST											
UCF											
HOUSTON											
WVU											
KANSAS											

START CHART

PLAYER	2023	CAR.	CONS.
Jowon Briggs, DL	0	17	16
Dontay Corleone, DL	0	1	0
Gavin Gerhardt, OL	0	13	13
Ryan Montgomery, RB	0	1	0
Deshawn Pace, LB	8	12	1
Eric Phillips, DL	10	10	10
Payton Singletary, TE	1	2	1
Bryon Threats, DB	7	7	0
Malik Vann, DE	2	13	0
Taj Ward, DB	8	8	0
John Williams, OL	0	3	0
Ethan Wright, RB	0	1	0

THE LAST TIME

SCORING

Scored 30 or more points	31 at Tulsa (10/01/22)
Scored 40 or more points	45 vs. Indiana (09/24/22)
Scored 50 or more points	63 vs. Kennesaw State (09/10/22)
Scored 60 or more points	63 vs. Kennesaw State (09/10/22)
Scored 70 or more points	72 vs. Austin Peay (09/03/11)

TOTAL OFFENSE

Had more than 400 total yards	414 vs. South Florida (10/08/22)
Had more than 450 total yards	478 vs. Miami (OH) (09/17/22)
Had more than 500 total yards	525 vs. Kennesaw State (09/10/22)
Had more than 550 total yards	653 vs. ECU (11/13/20)
Had more than 600 total yards	653 vs. ECU (11/13/20)
Had more than 650 total yards	653 vs. ECU (11/13/20)
Had more than 700 total yards	741 vs. Alabama A&M (09/15/18)

RUSHING OFFENSE

Rushed for 150 or more yards	179 at SMU (10/22/22)
Rushed for 200 or more yards	221 vs. South Florida (10/08/22)
Rushed for 250 or more yards	232 vs. Kennesaw State (09/10/22)
Rushed for 300 or more yards	349 vs. UCF (10/14/21)
Rushed for 350 or more yards	409 vs. Alabama A&M (09/15/18)
Rushed for 400 or more yards	409 vs. Alabama A&M (09/15/18)

PASSING OFFENSE

Passed for 250 or more yards	257 @ Temple (11/19/22)
Passed for 300 or more yards	354 vs. Indiana (09/24/22)
Passed for 350 or more yards	354 vs. Indiana (09/24/22)
Passed for 400 or more yards	400 @ Tulsa (11/25/16)
Passed for 450 or more yards	523 @ Houston (11/07/15)
Passed for 500 or more yards	523 @ Houston (11/07/15)
Passed for 600 or more yards	620 @ Memphis (09/24/15)

SCORING DEFENSE

Allowed 0 points	0 vs. Navy (11/03/18)
Allowed 3 or fewer points	3 @ Temple (11/19/22)
Allowed 7 or fewer points	3 @ Temple (11/19/22)
Allowed 10 or fewer points	3 @ Temple (11/19/22)
Allowed 14 or fewer points	3 @ Temple (11/19/22)

TOTAL DEFENSE

Allowed fewer than 75 total yards	53 vs. Kansas (09/20/97)
Allowed fewer than 100 total yards	87 @ Miami OH (09/21/13)
Allowed fewer than 125 total yards	87 @ Miami OH (09/21/13)
Allowed fewer than 150 total yards	129 @ UConn (11/22/14)
Allowed fewer than 175 total yards	164 vs. Boston College (01/02/20)
Allowed fewer than 200 total yards	183 vs. Miami (OH) (09/17/22)
Allowed fewer than 225 total yards	202 @ Temple (11/19/22)
Allowed fewer than 250 total yards	202 @ Temple (11/19/22)

RUSHING DEFENSE

Allowed 0 or fewer yards	-3 @ Miami OH (10/01/11)
Allowed 25 or fewer yards	5 vs. Memphis (10/31/20)
Allowed 50 or fewer yards	36 at Tulsa (10/01/22)
Allowed 75 or fewer yards	36 at Tulsa (10/01/22)
Allowed 100 or fewer yards	80 at SMU (10/22/22)

PASSING DEFENSE

Allowed 0 passing yards	-1 vs. Xavier (10/09/71)
Allowed 50 or fewer yards	47 vs. Navy (11/03/18)
Allowed 100 or fewer yards	84 vs. Navy (11/05/22)
Allowed 150 or fewer yards	139 vs. South Florida (10/08/22)
Allowed 175 or fewer yards	139 vs. South Florida (10/08/22)
Allowed 200 or fewer yards	179 at SMU (10/22/22)

SPECIAL SITUATIONS

Scored on the first play from scrimmage	Scott 53-yard pass from Ridder vs. SMU (11/20/21)
Had a game-winning field goal	Ryan Coe, 21 yards vs. ECU (11/11/22)
Kicked a 50-yard field goal	Ryan Coe, 52 yards at SMU (10/22/22)
UC shutout its opponent	vs. Navy (11/03/18, W, 42-0)
UC was shutout	@ No. 5 Ohio State (09/07/19, L 42-0)
Converted a 2-point play	Tyler Scott from Ben Bryant at UCF (10/29/22)
A player score on a pass, rush and rec. TD in same game	Desmond Ridder vs SMU (11/20/21)

INDIVIDUAL RUSHING

Had a player rush for 100 or more yards	129 by Charles McClelland at SMU (10/22/22)
Had a player rush for 150 or more yards	179 by Charles McClelland vs. South Florida (10/08/22)
Had a player rush for 200 or more yards	212 by Mike Boone vs. USF (10/24/14)
Had a player rush for 225 or more yards	238 by Richard Hall vs. Miami OH (09/11/04)
Had two players rush for 100 or more yards	184 (Doaks) & 103 (Ridder) vs. Houston (11/07/20)
Had a player rush for 2 or more TDs	2 by Charles McClelland vs. South Florida (10/08/22)
Had a player rush for 3 or more TDs	4 by Jerome Ford vs. UCF (10/14/21)
Had a player rush for 4 or more TDs	4 by Jerome Ford vs. UCF (10/14/21)
Had a player rush for 5 or more TDs	6 by Ike Stewart vs. Transylvania (10/05/1912)

INDIVIDUAL PASSING

Had a player pass for 200 or more yards	244 by Ben Bryant vs. ECU (11/11/22)
Had a player pass for 250 or more yards	299 by Ben Bryant vs. Navy (11/05/22)
Had a player pass for 300 or more yards	354 by Ben Bryant vs. Indiana (09/24/22)
Had a player pass for 350 or more yards	354 by Ben Bryant vs. Indiana (09/24/22)
Had a player pass for 400 or more yards	523 by Gunner Kiel @ Houston (11/07/15)
Had a player pass for 450 or more yards	523 by Gunner Kiel @ Houston (11/07/15)
Had a player pass for 500 or more yards	523 by Gunner Kiel @ Houston (11/07/15)
Had a player pass for 2 or more TDs	2 by Ben Bryant vs. ECU (11/11/22)
Had a player pass for 3 or more TDs	4 by Ben Bryant vs. Indiana (09/24/22)
Had a player pass for 4 or more TDs	4 by Ben Bryant vs. Indiana (09/24/22)
Had a player pass for 5 or more TDs	5 by Gunner Kiel vs. UCF (10/31/15)
Had a player pass for 6 or more TDs	6 by Gunner Kiel vs. Toledo (09/12/14)
Had a player complete 20 passes	25 by Ben Bryant vs. Navy (11/05/22)
Had a player complete 30 passes	31 by Desmond Ridder at South Florida (11/12/21)
Had a player complete 35 passes	35 by Deontey Kenner @ Southern Miss (10/23/99)
Had a player complete 10 straight passes	12 by Ben Bryant vs. Miami (OH) (09/17/22)
Had a player complete 10 straight passes to open game	12 by Ben Bryant vs. Miami (OH) (09/17/22)
Had a player throw 30 passes	30 by Ben Bryant vs. ECU (11/11/22)
Had a player throw 35 passes	35 by Ben Bryant vs. Navy (11/05/22)
Had a player throw 40 passes	45 by Ben Bryant at UCF (10/29/22)
Had a player throw 45 passes	45 by Ben Bryant at UCF (10/29/22)
Had a player throw 50 passes	50 by Desmond Ridder @ SMU (10/27/18)

INDIVIDUAL RECEIVING

Had a player with 10 or more receptions in a game	10 by Tyler Scott vs. Navy (11/05/22)
Had a player with 11 or more receptions in a game	12 by Kahlil Lewis @ SMU (10/27/18)
Had a player with 12 or more receptions in a game	12 by Kahlil Lewis @ SMU (10/27/18)
Had a player with 13 or more receptions in a game	15 by Shaq Washington @ ECU (11/28/15)
Had a player with 14 or more receptions in a game	15 by Shaq Washington @ ECU (11/28/15)
Had a player with 15 or more receptions in a game	15 by Shaq Washington @ ECU (11/28/15)
Had a player receive 100 or more yards	Tyler Scott (140) vs. ECU (11/11/22)
Had a player receive 150 or more yards	Tyler Scott (185) vs. Indiana (09/24/22)
Had a player receive 200 or more yards	203 by Kahlil Lewis vs. ECU (11/23/18)
Had a player receive 250 or more yards	254 by Tom Rossley vs. Louisville (11/09/68)
Had a player receive for 2 or more TDs	2 by Tyler Scott vs. Navy (11/05/22)
Had a player receive for 3 or more TDs	3 by Tyler Scott vs. Indiana (09/24/22)

GAMES AGAINST RANKED TEAMS

Beat a top 25 team	No. 16 Houston, 35-20 (12/04/21)
Beat a top 10 team	@ No. 9 Notre Dame, 24-13 (10/02/21)
Beat a ranked opponent @ home	No. 16 Houston, 35-20 (12/04/21)
Beat a ranked opponent on the road	@ No. 9 Notre Dame, 24-13 (10/02/21)
Beat a ranked opponent @ a neutral site	vs. No. 25 vs. Virginia Tech (FedEx Field/09/29/12)
Beat back-to-back ranked opponents	10/30/08-11/08/08 #24 USF & @ #20 West Virginia
Lost to a ranked opponent @ home	No. 25 UCF, 51-23 (10/07/17)

RETURNS/SPECIAL TEAMS/DEFENSE

Returned a KO for a TD	Jadon Thompson, 100 yards vs. ECU (11/11/22)
Returned a Punt for a TD	Mardy Gilyard, 53 yards (9/12/09 vs. SEMO)
Had Two Interceptions	2 by Coby Bryant vs. USF (10/03/20)
Had Three Interceptions	3 by Mike Tyson @ Purdue (09/10/16)
Recorded a Safety	@ UCLA (09/01/18)
Returned an INT for a TD	Deshawn Pace, 18 yards at Tulsa (10/01/22)
Returned 2 INTs for TDs	D. Battle-30 yards & C. Cheatham-53 yards vs. Akron (9/17/11)
Recovered a fumble in endzone for a TD	Josiah Deguara @ Marshall (09/28/19)
Returned a fumble for a TD	Dominique Perry, 14 yards vs. Indiana (09/24/22)
Executed a successful onside kick	Kick by Miliano/Recovered by Morrison @ Rutgers (11/16/13)
Blocked a FG	Jowon Briggs on 25-yard attempt vs. Navy (11/05/22)
Blocked a PAT	Lorenz Metz vs. Temple (11/23/19 - fourth quarter)
Returned a blocked PAT for 2 points	Coby Bryant, 98 yards vs. Temple (11/23/19)
Blocked a punt	Ryan Royer at East Carolina (11/26/21)

## SINGLE-GAME TEAM OFFENSE

Most Points	124 vs. Transylvania (1912)
Most Touchdowns	14 vs. Transylvania (1912)
Most Rushing Attempts	83 vs. Louisiana-Monroe (1977)
Most Rushing Yards	464 vs. Case-Western Reserve (1953) 464 vs. Virginia Military Institute (1953)
Most Rushing Touchdowns	14 vs. Transylvania (1912)
Most Passing Attempts	64 at Memphis (2015)
Most Passes Completed	38 at Memphis (2015)
Most Passing Yards	620 at Memphis (2015)
Most Interceptions Thrown	6 vs. Xavier (1972)
Most Touchdown Passes	6 vs. Toledo (2014); vs. Illinois (2009)
Most Offensive Plays	100 at Memphis (2015)
Most Yards Total Offense	752 at Memphis (2015)
Most First Downs	38 at Memphis (2015); 38 vs. Austin Peay (2018)
Most Fumbles	15 vs. Louisville (1970)
Most Fumbles Lost	7 vs. Virginia Military Institute (1951)
Most Turnovers	9 vs. Xavier (1955) 9 vs. Hardin-Simmons (1955) 9 vs. Virginia Military Institute (1951)
Most Penalties	18 vs. Kansas State (1951)
Most Penalty Yards	176 vs. Louisville (1968)
Most Punts	13 vs. Pittsburgh (1981) 13 vs. Mississippi State (1948)
Most Punting Yards	510 vs. Louisville (1996)
Most Punt Return Yards	177 vs. Ohio (1949)
Most Kickoff Return Yards	295 vs. Memphis (1971)
Fewest Rushing Attempts	15 vs. Illinois (2009)
Fewest Rushing Yards	-23 vs. Rutgers (2005)
Fewest Passes Completed	0 vs. Dayton (1970)
Fewest Passing Yards	0 vs. Dayton (1970)
Fewest Yards Total Offense	46 vs. North Texas State (1959)
Fewest First Downs	3 vs. West Virginia (1989)
Fewest Penalties	1 five times vs. Rutgers (1994), vs. Louisville (1966), vs. Memphis (1966), vs. Army (1963), vs. Hawaii (1954)
Fewest Yards Penalized	4 vs. Memphis (1966)
Fewest Punts	0 vs. Miami (OH) (2008) 0 vs. Memphis (1998) 0 vs. Miami (OH) (1954)

## SINGLE-GAME TEAM DEFENSE

Fewest Rushing Attempts Allowed	17 vs. Dayton (1961)
Fewest Rushing Yards Allowed	-46 vs. Kansas (1997)
Fewest Passing Attempts	1 vs. Boston College (1964)
Fewest Pass Completions Allowed	0 six times vs. Louisville (1974), vs. Ohio (1973), vs. Boston College (1964), vs. Indiana (1963), vs. Ohio (1949)
Fewest Passing Yards Allowed	-1 vs. Xavier (1971)
Fewest Yards Total Offense Allowed	18 vs. Louisiana-Lafayette (1973)
Most Points Allowed	81 vs. Penn State (1991)
Most Rushing Attempts Allowed	86 vs. West Virginia (1969)
Most Rushing Yards Allowed	539 vs. Northern Illinois (1989)
Most Passing Attempts Allowed	67 vs. Louisville (1997)
Most Pass Completions Allowed	37 vs. East Carolina (1997)
Most Passing Yards Allowed	482 vs. Florida (2010)
Most Yards Total Defense Allowed	742 vs. Louisville (1998)
Most Passes Intercepted	7 vs. Kansas State (1951)
Most Interception Return Yards	162 vs. Dayton (1956)
Most Turnovers Forced	8 vs. Rice (1974)

## SINGLE-GAME INDIVIDUAL OFFENSE

Rushing Attempts	45 by Steve Cowan vs. Ohio (1970)
Rushing Yards	306 by Bob Hynes vs. Case Western Reserve (1923)
Yards Per Rush	29.5 by Mike Boone at Miami (OH) (4 carries, 118 yards) (2015)
Rushing Touchdowns	6 by Ike Stewart vs. Transylvania (1912) 6 by Bob Heuck vs. Transylvania (1912)
Passing Attempts	59 by Deontey Kenner vs. Southern Miss (1999)
Passing Completions	35 by Deontey Kenner vs. Southern Miss (1999) 35 by Greg Cook vs. Ohio (1968)
Passing Yards	557 by Hayden Moore at Memphis (2015)
Passing Touchdowns	6 by Gunner Kiel (2014); by Tony Pike vs. Illinois (2009)
Interceptions Thrown	6 by Mike Shoemaker vs. Xavier (1972)
Receptions	15 by Shaq Washington at East Carolina (2015)
Receiving Yards	254 by Tom Rossley vs. Louisville (1968)
Yards Per Reception	73.7 by Chris Moore at Ohio State (3 receptions, 221 yards) (2014)
Receiving Touchdowns	3 by nine players, last by Tyler Scott vs Indiana (2022)
All-Purpose Yards (Rsh., Rec. and Ret.)	381 by Mardy Gilyard at Pittsburgh (2009)
Total Yards	564 by Hayden Moore at Memphis (2015)
Total Points	51 by Ike Stewart vs. Transylvania (1912)
Touchdowns	8 by Ike Stewart vs. Transylvania (1912)
Extra Points Made	12 by Alonzo Weiss vs. Transylvania (1912)
Field Goals Made	5 by Ryan Coe at SMU (2022)
Punts	13 by Phil Peckich at Pittsburgh (1981)
Punting Yards	510 by Steve Smith at Louisville (1996)
Punting Average	65.0 by Mason Fletcher at SMU (3 punts) (2022)
Kickoff Returns	8 by Mardy Gilyard at Pittsburgh (2009) 8 by LaDaris Vann vs. East Carolina (1999)
Kickoff Return Yards	256 by Mardy Gilyard at Pittsburgh (2009)
Kickoff Returns For Touchdowns	1 by 20 players last by Mardy Gilyard at Pittsburgh (2009)
Punt Returns	7 by Mike Daniels vs. Western Carolina (2005) 7 by Tinker Keck vs. Kansas (1997) 7 by Charley Bland vs. Villanova (1973)
Punt Return Yards	161 by Gene Gibson vs. Ohio (1949)
Punt Return Touchdowns	2 by Tinker Keck vs. Louisville (1997) 2 by Gene Gibson vs. Ohio (1949)

## SINGLE-GAME INDIVIDUAL DEFENSE

Total Tackles	19 by Greg Blair at Louisville (10/26/12) * Frank Callicott vs. UAB (11/30/02) * Jeff Luc vs. Miami (Ohio) (9/20/14) *
Tackles For A Loss	5.5 by Brandon Mills vs. Rutgers (11/20/10) *
Sacks	4.0 by Alex Daniels at Miami (Ohio) (10/3/09) * Antwan Peek vs. Louisiana-Monroe (12/1/01) *
Forced Fumbles	3 by Antwan Peek vs. Louisiana Monroe (12/1/01) *
Fumble Recoveries	2 by Willis Edwards vs. Memphis (10/26/02) * Ivan Fields at Memphis (11/11/00) * Jeff Luc vs. USF (10/14/14) * Wes Richardson at NC State (9/16/10) *
Pass Break Ups	4 by Zach Norton vs. Louisville (10/27/01) *
Interceptions	4 by Bob Hynes vs. Ohio Northern (1923)
Interception Return Yards	123 by Shawn Ferguson vs. Memphis (1998)
Interception Returns for Touchdowns	2 by Shawn Ferguson vs. Memphis (1998)
Blocked Kicks	2 by Connor Barwin at Marshall (10/3/08) * Antwan Peek vs. Miami (10/28/00) *

\* - Since 2000

# MILESTONE GAMES / LONGEST PLAYS

## CURRENT PLAYERS SUPERLATIVES

### 300 YARDS PASSING

YDS	NAME	OPPONENT	DATE
464	Emory Jones*	Samford	11/13/21

\*while at Florida

### 100 YARDS RUSHING

YDS	NAME	OPPONENT	DATE
144	Emory Jones*	Tennessee	9/25/21
106	Corey Kiner	at Tulsa	10/01/22
104	Myles Montgomery	Kennesaw State	09/10/22

\*while at Florida

### 100 YARDS RECEIVING

YDS	NAME	OPPONENT	DATE
-----	------	----------	------

## LONGEST PLAYS

### ALL PLAYS

1.	100 (KR)	Jadon Thompson vs. ECU (TD).....	2022
	100 (KR)	Darrin Williams vs. SEMO (TD).....	2009
	100 (KR)	Mardy Gilyard at West Virginia (TD).....	2008
	100 (KR)	Walter Heuck vs. Denison (TD).....	1910
5.	99 (KR)	Tre Tucker at Indiana (TD).....	2021
	99 (KR)	Mardy Gilyard at Pittsburgh (TD).....	2009
	99 (KR)	Keith Jenkins vs. Houston (TD).....	1975
8.	98 (PR)	Errol Prisby vs. North Texas State (TD).....	1963
	96 (I)	Bob Del Rosa vs. Oklahoma State (TD).....	19589
10.	95 (P)	Greg Cook to Tom Rossley vs. Louisville (TD).....	1968
11.	92 (FdB)	DeJuan Gossett vs. Tulane (TD).....	1998
12.	91 (R)	Desmond Ridder at SMU (TD).....	2020
	91 (P)	Eric Vibberts to James Scott vs. ECU (TD).....	1994
	91 (R)	Joe Miller vs. Xavier (TD).....	1953

### RUSHING

1.	91	Desmond Ridder @ SMU (TD).....	2020
	91	Joe Miller vs. Xavier (TD).....	1953
2.	84	Hosey Williams vs. UConn.....	2015
3.	81	Michael Warren II (TD) vs. Tulane.....	2018
	80	Isaiah Pead vs. Miami (OH) (TD).....	2010
	80	Allen Harvin vs. Miami (OH).....	1982
	80	Art Bailey vs. Southern Miss (TD).....	1977
	80	Bill Bailey vs. Kansas State (TD).....	1965
	80	Dick Goist vs. William & Mary (TD).....	1953
8.	79	Jerome Ford vs. Houston (TD).....	2021
	79	Jerome Ford vs. UCF (TD).....	2021
	79	Kahlil Lewis at Purdue.....	2016
	79	Richard Hall vs. Miami (OH).....	2004
	79	Reggie Harrison vs. Louisville (TD).....	1972

### PASSING

1.	95	Greg Cook to Tom Rossley vs. Louisville (TD).....	1968
2.	91	Eric Vibberts to James Scott vs. ECU (TD).....	1994
3.	88	Gunner Kiel to Mekale McKay vs. Temple (TD).....	2015
4.	83	Gunner Kiel to Chris Moore at Ohio State (TD).....	2014
	83	Brendon Kay to Travis Kelce vs. Duke (TD).....	2012
	83	Nick Davila to Brent Celek vs. Rutgers (TD).....	2006
7.	82	Hayden Moore to Devin Gray at Tulsa (TD).....	2016
	82	Eric Vibberts to Robert Tate vs. Kansas (TD).....	1995
	82	Brig Owens to Errol Prisby vs. Dayton (TD).....	1964
10.	81	Desmond Ridder to Tyler Scott vs. Miami (OH) (TD).....	2021
	81	Zach Collaros to Armon Binns at Syracuse (TD).....	2009

### FIELD GOALS

1.	58	Jon Bacon vs. Miami (OH).....	1994
2.	55	Jake Rogers vs. Oregon State.....	2007
3.	54	Jake Rogers at Connecticut.....	2008
	54	Dan Shepherd vs. Tulsa.....	1975
5.	53	Jake Rogers at Hawai'i.....	2008
	53	Sal Casola vs. Memphis.....	1973
7.	52	Ryan Coe at SMU.....	2022
	52	Alex Bales vs. Navy.....	2021
9.	51	Andrew Gantz vs. Miami (Fla.).....	2015
	51	Steve Schultz vs. Miami (OH).....	1976
10.	50	Cole Smith vs. Tulsa.....	2019
	50	Andrew Gantz at East Carolina.....	2015
	50	Jake Rogers vs. Rutgers.....	2008
	50	Eric Richards vs. Southern Miss.....	1997
	50	Phil Insalaco vs. Miami (OH).....	1988

### KICKOFF RETURN

1.	100	Jadon Thompson vs. ECU (TD).....	2022
	100	Darrin Williams vs. SEMO (TD).....	2009

100	Mardy Gilyard at West Virginia (TD).....	2008
100	Walter Heuck vs. Denison (TD) .....	1910
99	Tre Tucker vs. Indiana (TD) .....	2021
99	Mardy Gilyard at Pittsburgh (TD).....	2009
99	Keith Jenkins vs. Houston (TD).....	1975

### PUNT RETURN

1.	98	Errol Prisby vs. North Texas State (TD).....	1963
2.	85	Dom Del Bene vs. Hardin-Simmons (TD).....	1951
3.	84	Joe Morrison vs. Marquette (TD).....	1956
4.	78	Tinker Keck vs. Louisville (TD).....	1997
	78	Tony Jackson vs. Dayton (TD).....	1967

### PUNTS

1.	84	Mason Fletcher at SMU.....	2022
2.	78	Mike Connell vs. Louisiana-Lafayette.....	1976
3.	76	Pat O'Donnell vs. NC State.....	2011
4.	75	Clem Fennell at Louisville.....	1971
5.	72	James Smith at Temple.....	2018
	72	Doug Johnson vs. Memphis.....	1997
7.	69	Adam Wulfeck at Army.....	2001
8.	68	Jeff Blaylock at Tulsa.....	1993
9.	67	Mason Fletcher vs. Miami (Ohio).....	2022
	67	Shaun Burdick vs. Virginia Tech.....	1985
	67	Dave Ritchie at Houston.....	1959

### INTERCEPTION RETURN

1.	96	Bob Del Rosa vs. Oklahoma State (TD).....	1958
2.	88	Joe Morrison vs. Dayton (TD).....	1956
3.	87	Joe Morrison vs. Wichita State (TD).....	1956
4.	84	DeAngelo Smith vs. Rutgers (TD).....	2006
5.	83	Shawn Ferguson vs. Memphis (TD).....	1998
	83	Art Sheffield vs. Indiana State (TD).....	1988
7.	80	Gene Gibson vs. Mississippi State (TD).....	1949
8.	79	Mike Mickens vs. South Florida (TD).....	2007
9.	78	Barry Maroney vs. Dayton (TD).....	1956
10.	77	Greg Butler vs. Villanova (TD).....	1972

### FUMBLE RETURN

1.	92	DeJuan Gossett vs. Tulane (TD).....	1998
2.	82	Ivan Fields @ Memphis (TD).....	2000
3.	76	Deven Drane vs. Fordham (TD).....	2012
4.	75	John Vitro vs. Richmond (TD).....	1975
5.	54	Maalik Bomar vs. Akron (TD).....	2011
6.	53	Grant Coleman vs. Houston.....	2016
7.	43	Fran Callicott vs. North Texas (TD).....	2002
8.	39	Kevin McCullough vs. USF (TD).....	2006
9.	39	Antwan Peek @ Temple.....	2002
10.	32	Jim O'Connell @ Ohio (TD).....	1977

## OFFENSIVE RECORDS - RUSHING

## RUSHING

## GAME RECORDS

## Rushing Attempts

1.	45	Steve Cowan vs. Ohio.....	1970
2.	41	DeMarco McCleskey vs. ECU.....	1998
3.	39	Lloyd Pate vs. Wichita State.....	1967
4.	37	Robert Cooper vs. Miami (OH).....	1999
5.	36	Robert Cooper vs. Memphis.....	1999
	36	Daryl Royal vs. Miami (OH).....	1996
	36	Reggie Taylor vs. Miami (OH).....	1986
	36	David Small vs. Toledo.....	1993
9.	35	Reggie Harrison at Ohio.....	1973
	35	DeMarco McCleskey vs. Houston.....	1998
	35	Michael Warren II at UCLA.....	2018

## Rushing Yards

1.	306	Bob Hynes vs. Case Western Reserve.....	1923
2.	282	Daryl Royal vs. Miami (OH).....	1996
3.	267	Clem Turner vs. Kansas State.....	1966
4.	266	Steve Cowan vs. Ohio.....	1970
5.	259	Reggie Taylor vs. Miami (OH).....	1986
6.	238	Richard Hall vs. Miami (OH).....	2004
7.	234	DeMarco McCleskey vs. ECU.....	1998
8.	233	David Small vs. Kent State.....	1992
9.	219	David Small vs. Middle Tennessee State.....	1991
10.	213	Isaiah Pead vs. Rutgers.....	2010

## Rushing Touchdowns

1.	6	Ike Stewart vs. Transylvania.....	1912
	6	Bob Heuck vs. Transylvania.....	1912
3.	4	six times, last by Jerome Ford vs. UCF.....	2021
		and Isaiah Pead vs. Rutgers.....	2010

## Three Backs with 100+ Yards in a Game

1970	vs. Xavier	Albert Johnson.....	130
		Dick James.....	119
		Steve Cowan.....	105

## Two Backs with 100+ Yards in a Game

2018	vs. ECU	Charles McClelland.....	114
		Tavion Thomas.....	106
	vs. AAMU	Tavion Thomas.....	141
		Charles McClelland.....	121
2015	vs. UConn	Hosey Williams.....	140
		Mike Boone.....	117
2014	at Tulane	Rod Moore.....	124
		Mike Boone.....	113
2003	vs. ECU	Derrick Eddington.....	138
		Richard Hall.....	117
1991	at Kent State	Vince Powell.....	121
		David Small.....	118
1991	at Louisville	Vince Powell.....	140
		David Small.....	111
1985	at Louisville	Reggie Taylor.....	126
		Robert Williams.....	100
1977	vs. Tulsa	Gus Tucker.....	143
		Bob Massong.....	101
1966	vs. Kansas State	Clem Turner.....	267
		Tony Jackson.....	118
1964	vs. Tulsa	Brig Owens.....	163
		Al Nelson.....	106

## RUSHING

## SEASON RECORDS

## Rushing Attempts

1.	315	DeMarco McCleskey.....	2002
2.	264	Reggie Taylor.....	1985
3.	261	Michael Warren II.....	2019
4.	256	Reggie Taylor.....	1986
5.	246	James Bettis.....	1981
6.	244	Michael Warren II.....	2018
7.	243	George Winn.....	2012
8.	239	Steve Cowan.....	1970
9.	237	Isaiah Pead.....	2011
10.	233	Allen Harvin.....	1978

## Rushing Yards

1.	1,361	DeMarco McCleskey.....	2002
2.	1,334	George Winn.....	2012
3.	1,329	Michael Warren II.....	2018
4.	1,325	Reggie Taylor.....	1986
5.	1,319	Jerome Ford.....	2021
6.	1,283	Allen Harvin.....	1978
7.	1,265	Michael Warren II.....	2019
8.	1,259	Isaiah Pead.....	2011
9.	1,245	Robert Cooper.....	1999
10.	1,226	James Bettis.....	1981

## Rushing Average (Minimum 50 Attempts)

1.	8.77	Dick Goist.....	1953
2.	7.70	Charles McClelland.....	2018
3.	7.62	Joe Miller.....	1953
4.	7.54	Jim Niemann.....	1954
5.	7.20	Mike Boone.....	2015
6.	7.05	Roger Stephens.....	1947
7.	6.70	Isaiah Pead.....	2010
8.	6.60	Isaiah Pead.....	2010
9.	6.40	Mike Boone.....	2014
10.	6.34	Dolph Banks.....	1965

## Rushing Touchdowns

1.	19	Jerome Ford.....	2021
	19	Michael Warren II.....	2018
3.	17	David Small.....	1993
4.	15	DeMarco McCleskey.....	2002
5.	14	Michael Warren II.....	2019
6.	13	George Winn.....	2012
	13	Al Nelson.....	1964
8.	12	Isaiah Pead.....	2011
9.	11	six times, last by DeMarco McCleskey.....	1998

## 100-Yard Games

1.	8	Reggie Taylor.....	1986
2.	7	Michael Warren II.....	2018 / 2019
	7	James Bettis.....	1981
	7	Allen Harvin.....	1978
4.	6	seven times, last by George Winn.....	2012

## Consecutive 100-Yard Games

1.	5	Allen Harvin.....	1978
	5	James Bettis.....	1980
	5	Reggie Taylor.....	1986
	5	David Small.....	1993
5.	4	six times, last by Michael Warren II.....	2018

## RUSHING

## CAREER RECORDS

## Rushing Attempts

1.	876	Reggie Taylor.....	1983-86
2.	777	DeMarco McCleskey.....	1998, 2000-02
3.	630	David Small.....	1991-93
4.	593	Allen Harvin.....	1978-82
5.	561	Robert Cooper.....	1996-99
6.	559	Michael Warren II.....	2017-19
7.	545	Isaiah Pead.....	2008-11
8.	533	James Bettis.....	1978-81
9.	502	Desmond Ridder.....	2018-21
10.	495	Al Johnson.....	1969-71

## Rushing Yards

1.	4,242	Reggie Taylor.....	1983-86
2.	3,487	DeMarco McCleskey.....	1998, 2000-02
3.	3,288	Isaiah Pead.....	2008-11
4.	2,998	Allen Harvin.....	1978-82
5.	2,963	David Small.....	1991-93
6.	2,918	Michael Warren II.....	2017-19
7.	2,786	Robert Cooper.....	1996-99
8.	2,498	James Bettis.....	1978-81
9.	2,250	Mike Boone.....	2014-17
10.	2,223	Al McKinney.....	1985-88

## Rushing Average (Min. 150 Attempts)

1.	6.65	Roger Stephens.....	1946-48
2.	6.28	Jerome Ford.....	2020-21
3.	6.12	Charles McClelland.....	2018-22
4.	6.07	Dom Del Bene.....	1951-53
5.	6.00	Isaiah Pead.....	2008-11
6.	5.72	Joe Miller.....	1953-55
7.	5.60	Gerrid Doaks.....	2016-
8.	5.52	Bill Bailey.....	1963-65
9.	5.40	Mike Boone.....	2014-17
10.	5.33	George Winn.....	2009-12

## Rushing Touchdowns

1.	37	DeMarco McCleskey.....	1998, 2000-02
2.	34	Michael Warren II.....	2017-19
3.	31	David Small.....	1991-93
4.	28	Desmond Ridder.....	2018-21
5.	27	Jerome Ford.....	2020-21
	27	Isaiah Pead.....	2008-11
7.	25	Reggie Harrison.....	1971-73
8.	24	Mike Boone.....	2014-17
	24	Reggie Taylor.....	1983-86
10.	22	Bob Heuck.....	1910-12

## 300-Yard Games

1.	1	Bob Hynes.....	1923
----	---	----------------	------

## 200-Yard Games

1.	4	David Small.....	1991-93
2.	2	Robert Cooper.....	1999
3.	1	10 tied, last by Mike Boone (212).....	2014

## 100-Yard Games

1.	21	Reggie Taylor.....	1983-86
2.	14	Michael Warren II.....	2017-19
	14	DeMarco McCleskey.....	1998, 2000-02
	14	David Small.....	1991-93
5.	13	James Bettis.....	1978-81
6.	12	Allen Harvin.....	1978-82
7.	11	Isaiah Pead.....	2008-11
8.	9	Robert Cooper.....	1996-99
	9	Al McKinney.....	1985-88
9.	7	Four tied, last by Michael Warren II.....	2017-19

## OFFENSIVE RECORDS - PASSING

PASSING  
GAME RECORDS

## Passing Attempts

1.	59	Deontey Kenner vs. Southern Miss.	1999
2.	57	Gunner Kiel at Miami (Fla.)	2014
3.	56	Hayden Moore at UConn	2016
	56	Greg Cook vs. Ohio	1968
5.	53	Hayden Moore at Memphis	2015
	53	Zach Collaros vs. USF	2010

## Passing Completions

1.	35	Deontey Kenner vs. Southern Miss.	1999
	35	Greg Cook vs. Ohio	1968
3.	33	Desmond Ridder at SMU	2018
4.	32	Tony Pike vs. Illinois	2009
5.	31	Desmond Ridder at USF	2021
	31	Hayden Moore at Memphis	2015
	31	Gunner Kiel at Miami (Fla.)	2014
	31	Gino Guidugli vs. Army	2001
	31	Greg Cook vs. Miami (OH)	1968

## Passing Yards

1.	557	Hayden Moore at Memphis	2015
2.	554	Greg Cook vs. Ohio	1968
3.	523	Gunner Kiel at Houston	2015
4.	480	Zach Collaros vs. Connecticut	2009
5.	463	Zach Collaros vs. USF	2010
6.	436	Gunner Kiel vs. ECU	2014
7.	431	Ben Mauk vs. Syracuse	2007
8.	427	Gunner Kiel vs. Temple	2015
	418	Gunner Kiel vs. Toledo	2014
10.	407	Deontey Kenner vs. Southern Miss.	1999
	407	Greg Cook vs. Miami (OH)	1968

## Passing Touchdowns

1.	6	Gunner Kiel vs. Toledo	2014
	6	Tony Pike vs. Illinois	2009
3.	5	Gunner Kiel vs. UCF	2015
	5	Zach Collaros at Louisville	2010
	5	Gino Guidugli vs. Southern Miss.	2004
6.	4	25 times, last by Desmond Ridder vs. Miami (OH)	2021

## Pass Interceptions

1.	6	Mike Shoemaker vs. Xavier	1972
----	---	---------------------------	------

PASSING  
SEASON RECORDS

## Passing Attempts

1.	472	Gino Guidugli	2002
2.	425	Gino Guidugli	2003
3.	411	Greg Cook	1968
4.	390	Gunner Kiel	2014
5.	386	Ben Mauk	2007
6.	383	Zach Collaros	2010
7.	379	Deontey Kenner	1999
8.	369	Danny McCoin	1986
9.	360	Brendon Kay	2013
10.	350	Troy Bodine	1984

## Passing Completions

1.	258	Gino Guidugli	2002
2.	251	Desmond Ridder	2021
3.	247	Brendon Kay	2013
4.	237	Danny McCoin	1986
5.	235	Ben Mauk	2007
6.	233	Gunner Kiel	2014
7.	227	Gino Guidugli	2003
8.	225	Zach Collaros	2010
9.	219	Greg Cook	1968
10.	213	Ben Bryant	2022

PASSING  
SEASON RECORDS (CONT.)

## Passing Yards

1.	3,543	Gino Guidugli	2002
2.	3,334	Desmond Ridder	2021
3.	3,272	Greg Cook	1968
4.	3,254	Gunner Kiel	2014
5.	3,121	Brendon Kay	2013
	3,121	Ben Mauk	2007
7.	2,902	Zach Collaros	2010
8.	2,831	Danny McCoin	1986
9.	2,777	Gunner Kiel	2015
10.	2,731	Ben Bryant	2022

## Passing Completion Percentage (Min. 100 Att.)

1.	.750	Zach Collaros	2009
2.	.686	Brendon Kay	2013
3.	.652	Gunner Kiel	2015
4.	.649	Desmond Ridder	2021
5.	.642	Danny McCoin	1986
6.	.630	Brendon Kay	2012
7.	.626	Eric Vibberts	1994
8.	.624	Desmond Ridder	2018
9.	.624	Tony Pike	2009
10.	.614	Gino Guidugli	2004
	.614	Tony Pike	2008

## Passing Yards per Completion (Min. 50 Completions)

1.	18.74	Albert Johnson	1969
2.	16.22	Gene Rossi	1951
3.	15.59	Gene Rossi	1952
4.	15.42	Zach Collaros	2009
5.	15.07	Greg Cook	1967
6.	14.98	Mike Murphy	1954
7.	14.97	Tom O'Malley	1949
8.	14.94	Greg Cook	1968
9.	14.92	Brendon Kay	2012
10.	14.71	Gene Rossi	1950

## Passing Efficiency (Min. 100 Attempts)

1.	195.53	Zach Collaros	2009
2.	163.07	Brendon Kay	2012
3.	158.70	Desmond Ridder	2021
4.	155.50	Brendon Kay	2013
5.	151.89	Gunner Kiel	2015
6.	151.85	Nick Davila	2006
7.	150.64	Ben Mauk	2007
8.	149.82	Tony Pike	2009
9.	149.74	Gene Rossi	1952
10.	149.39	Gunner Kiel	2014

## Passing Touchdowns

1.	31	Gunner Kiel	2014
	31	Ben Mauk	2007
3.	30	Desmond Ridder	2021
4.	29	Tony Pike	2009
5.	26	Zach Collaros	2010
	26	Gino Guidugli	2004
7.	25	Greg Cook	1968
8.	22	Brendon Kay	2013
	22	Gino Guidugli	2002
10.	21	Ben Bryant	2022

## Pass Interceptions

1.	21	Gino Guidugli	2002
2.	20	Troy Bodine	1984
3.	19	Eric Vibberts	1995
4.	17	Greg Cook	1968
5.	16	Lance Harp	1992

PASSING  
SEASON RECORDS (CONT.)

## Passing Touchdown-Interception Margin

1.	+23	Tony Pike	2009
2.	+22	Desmond Ridder	2021
	+22	Ben Mauk	2007
4.	+18	Gunner Kiel	2014
	+18	Gino Guidugli	2004

PASSING  
CAREER RECORDS

## Passing Attempts

1.	1,556	Gino Guidugli	2001-04
2.	1,304	Desmond Ridder	2018-21
3.	954	Hayden Moore	2015-18
4.	922	Deontey Kenner	1997-2000
5.	899	Danny McCoin	1984-87
6.	833	Gunner Kiel	2014-16
7.	788	Lance Harp	1991-93
8.	783	Zach Collaros	2008-11
9.	682	Tony Pike	2007-09
10.	658	Danny Barrett	1980-82

## Passing Completions

1.	880	Gino Guidugli	2001-04
2.	810	Desmond Ridder	2018-21
3.	545	Hayden Moore	2015-18
4.	544	Danny McCoin	1984-87
5.	505	Gunner Kiel	2014-16
6.	498	Deontey Kenner	1997-2000
7.	485	Zach Collaros	2008-11
8.	421	Tony Pike	2007-09
9.	397	Lance Harp	1991-93
10.	388	Dustin Grutza	2005-08

## Completion Percentage (Min. 200 Att.)

1.	.654	Brendon Kay	2009-13
2.	.624	Zach Collaros	2008-10
3.	.621	Desmond Ridder	2018-21
4.	.617	Tony Pike	2007-09
5.	.615	Ben Bryant	2018-20, 2022
6.	.609	Ben Mauk	2007
7.	.606	Gunner Kiel	2014-16
8.	.605	Danny McCoin	1984-87
9.	.601	Dustin Grutza	2005-08
10.	.571	Hayden Moore	2015-18

## Passing Yards

1.	11,453	Gino Guidugli	2001-04
2.	10,239	Desmond Ridder	2018-21
3.	6,835	Gunner Kiel	2014-16
4.	6,801	Danny McCoin	1984-87
5.	6,518	Hayden Moore	2015-18
6.	6,278	Zach Collaros	2008-11
	6,278	Deontey Kenner	1997-2000
8.	5,018	Tony Pike	2007-09
9.	4,906	Greg Cook	1966-68
10.	4,803	Lance Harp	1991-93

## Passing Yards Per Completion (Min. 100 Comp.)

1.	16.18	Mike Murphy	1953-55
2.	15.86	Albert Johnson	1969-71
3.	15.58	Gene Rossi	1949-52
4.	14.78	Greg Cook	1966-68
5.	14.38	Tom O'Malley	1947-49
6.	14.33	Brig Owens	1963-64
7.	13.84	Tony Kapetanias	1977-79
8.	13.82	Chad Plummer	1995-98
9.	13.59	Zach Collaros	2008-10

# OFFENSIVE RECORDS - PASSING & RECEIVING

## PASSING CAREER RECORDS (CONT.)

### Touchdown Passes

1.	87	Desmond Ridder .....	2018-21
2.	78	Gino Guidugli .....	2001-04
3.	56	Gunner Kiel .....	2014-16
4.	51	Zach Collaros .....	2008-10
5.	49	Tony Pike .....	2007-09
6.	42	Hayden Moore .....	2015-18
7.	39	Danny McCoin .....	1984-87
8.	37	Gene Rossi .....	1949-52
9.	34	Greg Cook .....	1966-68
10.	32	Brendon Kay .....	2009-13

### Pass Interceptions

1.	48	Gino Guidugli .....	2001-04
2.	37	Deontey Kenner .....	1997-2000
	37	Danny Barrett .....	1979-82
4.	35	Greg Cook .....	1966-68
5.	34	Gene Rossi .....	1949-52
	34	Tony Kapetanis .....	1977-79
7.	33	Lance Harp .....	1991-93
8.	28	Desmond Ridder .....	2018-21
	28	Hayden Moore .....	2015-18
	28	Troy Bodine .....	1983-84
	28	Henry Miller .....	1973-76

### Passing Touchdown-Interception Margin

1.	+59	Desmond Ridder .....	2018-21
2.	+30	Gino Guidugli .....	2001-04
	+30	Gunner Kiel .....	2014-16
4.	+29	Tony Pike .....	2007-09
5.	+22	Ben Mauk .....	2007
6.	+20	Zach Collaros .....	2008-10

### Consecutive 250+ Yard Passing Games

1.	8	Greg Cook .....	1968
2.	7	Brendon Kay .....	2013

## RECEIVING GAME RECORDS

### Receptions

1.	15	Shaq Washington at ECU .....	2015
2.	13	Tom Rossley vs. Wichita State .....	1968
	13	Jon Olinger vs. Miami (OH) .....	2002
4.	12	Seven times, last by Kahlil Lewis at SMU .....	2018

### Receiving Yards

1.	254	Tom Rossley vs. Louisville .....	1968
2.	240	Jon Olinger vs. Miami (OH) .....	2002
3.	221	Chris Moore at Ohio State .....	2014
	212	Jim O'Brien vs. Ohio .....	1968
4.	210	Marcus Barnett vs. West Virginia .....	2007
5.	203	Kahlil Lewis vs. ECU .....	2018
6.	196	Jim O'Brien vs. Tampa .....	1968

### Receiving Touchdowns

1.	3	Tyler Scott vs. Indiana .....	2022
	3	Kahlil Lewis vs. ECU .....	2016
	3	Chris Moore at Ohio State .....	2014
	3	Armon Binns at Louisville .....	2010
	3	Marcus Barnett vs. Syracuse .....	2007
	3	Hannibal Thomas vs. Southern Miss. ....	2004
	3	Jon Olinger at ECU .....	2002
	3	Deno Foster at Louisville .....	1983
	3	Jim O'Brien vs. Tampa .....	1968

## RECEIVING SEASON RECORDS

### Receptions

1.	90	Shaq Washington .....	2015
2.	87	Mardy Gilyard .....	2009
3.	84	Dominick Goodman .....	2008
4.	81	Mardy Gilyard .....	2008
5.	80	Tom Rossley .....	1968*
6.	75	Armon Binns .....	2010
	75	Shaq Washington .....	2013
8.	73	LaDaris Vann .....	2001
9.	71	LaDaris Vann .....	2002
10.	68	Dominick Goodman .....	2007

\*-10 game season

### Receiving Yards

1.	1,276	Mardy Gilyard .....	2008
2.	1,191	Mardy Gilyard .....	2009
3.	1,114	Jon Olinger .....	2002
4.	1,107	Jim O'Brien .....	1968*
5.	1,101	Armon Binns .....	2010
6.	1,072	Tom Rossley .....	1968*
7.	1,028	Dominick Goodman .....	2008
	1,028	Hannibal Thomas .....	2004
9.	982	Shaq Washington .....	2015
	908	Anthony McClung .....	2013

\*-10 game season

### Yards Per Reception (Min. 20 Rec.)

1.	25.16	Jim O'Brien .....	1968*
2.	22.40	Chris Moore .....	2014
3.	21.80	Chris Moore .....	2015
4.	21.75	Jason Stargel .....	1985
5.	21.25	Jason Stargel .....	1983
6.	21.04	Jim O'Brien .....	1969
7.	20.62	Jon Olinger .....	2002
8.	19.67	Aaron Hagans .....	1979
9.	19.48	Anthony Ladd .....	1996
10.	19.46	Robert Tate .....	1995

\*-10 game season

## RECEIVING SEASON RECORDS (CONT.)

### Touchdown Receptions

1.	13	Marcus Barnett .....	2007
2.	12	Jim O'Brien .....	1968*
3.	11	Armon Binns .....	2009
	11	Mardy Gilyard .....	2009
	11	Mardy Gilyard .....	2008
6.	10	Armon Binns .....	2010
7.	9	Tyler Scott .....	2022
	9	Kahlil Lewis .....	2018
	9	Chris Moore .....	2013
	9	Hannibal Thomas .....	2004
	9	Jim Kelly .....	1950

\*-10 game season

## RECEIVING CAREER RECORDS

### Receptions

1.	240	Shaq Washington .....	2010-15
2.	204	Mardy Gilyard .....	2005; 2007-09
	204	Dominick Goodman .....	2005-08
	204	LaDaris Vann .....	1999-2002
5.	168	Kahlil Lewis .....	2015-18
6.	159	D.J. Woods .....	2008-11
7.	138	Armon Binns .....	2007-10
8.	135	Tye Keith .....	1999-2002
9.	127	Marcus Barnett .....	2007-10
10.	125	Marlon Pearce .....	1990-92

### Receiving Yards

1.	3,003	Mardy Gilyard .....	2005; 2007-09
2.	2,563	Shaq Washington .....	2010-15
3.	2,512	Dominick Goodman .....	2005-08
4.	2,483	LaDaris Vann .....	1999-2002
5.	2,301	Chris Moore .....	2012-15
6.	2,285	Jim O'Brien .....	1967-69
7.	2,156	D.J. Woods .....	2008-11
8.	2,116	Kahlil Lewis .....	2018
9.	2,096	Marlon Pearce .....	1990-92
10.	2,088	Jason Stargel .....	1982-86

### Yards Per Reception (Min. 50 Rec.)

1.	21.9	Jim O'Brien .....	1967-69
2.	19.7	Mekale McKay .....	2013-15
	19.7	Jason Stargel .....	1982-86
4.	19.3	Chris Moore .....	2012-15
5.	18.7	Jon Olinger .....	1999-2002
6.	18.4	Glen Dillhoff .....	1951-54
7.	18.1	Denny Jackson .....	1968-69
8.	17.5	Alec Pierce .....	2018-21
9.	17.1	Deno Foster .....	1981-84
10.	16.9	Dick Jarvis .....	1950-51

### Touchdown Receptions

1.	26	Chris Moore .....	2012-15
2.	25	Mardy Gilyard .....	2005; 2007-09
3.	22	Dominick Goodman .....	2005-08
4.	21	Kahlil Lewis .....	2015-18
	21	Armon Binns .....	2007-10
	21	Jim O'Brien .....	1967-69

### Consecutive Games With A Reception

1.	46	LaDaris Vann .....	1999-2002
2.	39	Shaq Washington .....	2010-15
3.	33	Jason Stargel .....	1982-86
4.	32	Dominick Goodman .....	2005-08
5.	27	Tye Keith .....	2000-02
	26	Jon Olinger .....	2001-02

# OFFENSIVE RECORDS - ALL-PURPOSE & SCORING

## ALL-PURPOSE YARDS (Rushing, Receiving and Returns) GAME RECORDS

### Game

1.	381	Mardy Gilyard at Pittsburgh.....	2009
2.	365	Mardy Gilyard at Oklahoma.....	2008
3.	333	Robert Tate at Kansas.....	1995
4.	316	Robert Tate vs. Toledo.....	1995
5.	306	Bob Hynes vs. Case-Western Reserve.....	1923
6.	303	Mardy Gilyard vs. Connecticut.....	2009
7.	294	Clem Turner vs. Kansas State.....	1966
8.	291	D.J. Woods vs. Rutgers.....	2010
	288	Reggie Taylor vs. Miami (OH).....	1986
10.	283	D.J. Woods, vs. Oklahoma.....	2010
	283	LaDaris Vann at ECU.....	1999

### Season

1.	2,690	Mardy Gilyard.....	2009
2.	2,280	Mardy Gilyard.....	2008
3.	1,859	D.J. Woods.....	2010
4.	1,729	DeMarco McCleskey.....	2002
5.	1,685	Robert Tate.....	1995
6.	1,652	Isaiah Pead.....	2011
7.	1,643	Reggie Taylor.....	1986
8.	1,572	Roger Stephens.....	1947
9.	1,561	Kahlil Lewis.....	2018
10.	1,539	Jerome Ford.....	2021

### Career

1.	5,945	Mardy Gilyard.....	2005-09
2.	5,322	Reggie Taylor.....	1983-86
3.	4,113	DeMarco McCleskey.....	1998, 2000-02
4.	4,104	Isaiah Pead.....	2008-11
5.	4,036	Al McKinney.....	1985-88
6.	3,799	Michael Warren II.....	2017-19
7.	3,738	Dominick Goodman.....	2005-08
8.	3,663	Allen Harvin.....	1978-82
9.	3,542	Robert Cooper.....	1996-99
10.	3,405	DJ Woods.....	2008-11

## TOTAL OFFENSE (Passing and Rushing) GAME RECORDS

### Total Plays

1.	67	Desmond Ridder at SMU.....	2018
2.	65	Zach Collaros vs. Connecticut.....	2010
3.	64	Ben Mauk vs. Southern Miss.....	2007
	64	Greg Cook vs. Ohio.....	1968
5.	63	Zach Collaros vs. USF.....	2010
6.	62	Deontey Kenner at Southern Miss.....	1999
7.	60	Deontey Kenner at Ohio State.....	1999
8.	59	Gino Guidugli vs. UAB.....	2004
9.	58	Gino Guidugli vs. Ohio State.....	2002
	58	Deontey Kenner vs. Troy.....	1999

### Total Yards

1.	564	Hayden Moore at Memphis.....	2015
2.	555	Zach Collaros vs. Connecticut.....	2009
3.	525	Greg Cook vs. Ohio.....	1968
4.	490	Zach Collaros vs. USF.....	2010
5.	436	Ben Mauk vs. Syracuse.....	2007
6.	426	Deontey Kenner at Southern Miss.....	1999
7.	410	Zach Collaros at USF.....	2011
8.	412	Bob Hynes vs. Case-Western Reserve.....	1923
9.	407	Deontey Kenner at Ohio State.....	1999
10.	404	Gino Guidugli vs. Louisville.....	2003

## ALL-PURPOSE YARDS (Rushing, Receiving and Returns) SEASON RECORDS

### Total Plays

1.	541	Gino Guidugli.....	2002
2.	507	Greg Cook.....	1968
3.	504	Zach Collaros.....	2011
4.	501	Gino Guidugli.....	2003
5.	497	Desmond Ridder.....	2021
6.	486	Ben Mauk.....	2007
7.	469	Desmond Ridder.....	2019
8.	460	Desmond Ridder.....	2018
9.	453	Gunner Kiel.....	2014
10.	439	Danny McCain.....	1986

### Total Yards

1.	3,699	Desmond Ridder.....	2021
2.	3,570	Gino Guidugli.....	2002
3.	3,498	Ben Mauk.....	2008
4.	3,396	Gunner Kiel.....	2014
5.	3,210	Greg Cook.....	1968
6.	3,104	Zach Collaros.....	2011
7.	3,028	Desmond Ridder.....	2018
8.	2,874	Hayden Moore.....	2017
9.	2,870	Gino Guidugli.....	2003
10.	2,814	Desmond Ridder.....	2019

## ALL-PURPOSE YARDS (Rushing, Receiving and Returns) CAREER RECORDS

### Total Plays

1.	1,806	Desmond Ridder.....	2018-21
2.	1,791	Gino Guidugli.....	2001-04
3.	1,179	Hayden Moore.....	2015-18
4.	1,091	Danny McCain.....	1984-87
5.	1,051	Zach Collaros.....	2008-11
6.	1,035	Deontey Kenner.....	1997-2000
7.	955	Lance Harp.....	1991-93
8.	935	Gunner Kiel.....	2014-16
9.	892	Danny Barrett.....	1979-82
10.	869	Dustin Grutza.....	2005-08

### Total Yards

1.	12,418	Desmond Ridder.....	2018-21
2.	11,661	Gino Guidugli.....	2001-04
3.	7,000	Gunner Kiel.....	2014-16
4.	7,087	Zach Collaros.....	2008-11
5.	7,021	Hayden Moore.....	2015-18
6.	6,558	Deontey Kenner.....	1997-2000
7.	6,210	Danny McCain.....	1984-87
8.	5,018	Tony Pike.....	2007-09
9.	4,909	Lance Harp.....	1991-93
10.	4,760	Greg Cook.....	1965-68

## TOUCHDOWNS GAME RECORDS

### Touchdowns

1.	8	Ike Stewart vs. Transylvania.....	1912
2.	6	Bob Heuck vs. Transylvania.....	1912
3.	5	Isaiah Pead vs. Rutgers.....	2010
4.	4	Jerome Ford vs. UCF.....	2021
	4	Michael Warren II vs. USF.....	2018
	4	DeMarco McCleskey at Arkansas State.....	1998
	4	DeMarco McCleskey vs. Houston.....	1998
	4	David Small vs. Houston.....	1993
	4	David Small vs. Kent State.....	1993

## TOUCHDOWNS SEASON RECORDS

### Touchdowns

1.	20	Jerome Ford.....	2021
	20	Michael Warren II.....	2018
3.	17	DeMarco McCleskey.....	2002
	17	David Small.....	1993
5.	16	Michael Warren II.....	2019
6.	15	Isaiah Pead.....	2011
	15	Ed Kovac.....	1959
8.	14	Marcus Barnett.....	2007
9.	13	George Winn.....	2012
	13	Mardy Gilyard.....	2009
	13	Mardy Gilyard.....	2008
	13	Al Nelson.....	1964

## TOUCHDOWNS CAREER RECORDS

### Touchdowns

1.	41	DeMarco McCleskey.....	1998, 2000-02
2.	37	Michael Warren II.....	2017-19
3.	33	David Small.....	1991-93
4.	27	Reggie Harrison.....	1971-73
5.	33	Isaiah Pead.....	2008-11
6.	31	Mardy Gilyard.....	2005-09
7.	28	Desmond Ridder.....	2018-21
8.	27	Jerome Ford.....	2020-21
9.	26	Chris Moore.....	2012-15
	26	Reggie Taylor.....	1983-86
	26	Bob Heuck.....	1910-12

## POINTS GAME RECORDS

### Total Points

1.	51	Ike Stewart vs. Transylvania.....	1912
2.	36	Bob Heuck vs. Transylvania.....	1912
3.	25	Jim O'Brien vs. Louisville.....	1968

## POINTS SEASON RECORDS

### Total Points

1.	142	Jim O'Brien.....	1968
2.	120	Jerome Ford.....	2021
	120	Michael Warren II.....	2018
4.	112	Andrew Gantz.....	2015
5.	104	Jonathan Ruffin.....	2000
6.	102	Tony Miliano.....	2012
	102	Jacob Rogers.....	2009
	102	DeMarco McCleskey.....	2002
	102	David Small.....	1993
10.	101	Ryan Coe.....	2022
	101	Jonathan Ruffin.....	2002

## POINTS GAME RECORDS

### Total Points

1.	339	Jacob Rogers.....	2007-10
2.	315	Jonathan Ruffin.....	1999-2002
3.	248	DeMarco McCleskey.....	1998, 2000-02
4.	247	Jim O'Brien.....	1967-69
5.	226	Andrew Gantz.....	2014-17
6.	222	Michael Warren II.....	2017-19
	203	Steve Schultz.....	1976-79
8.	202	Eric Richards.....	1994-97
9.	200	Tony Miliano.....	2011-14
10.	198	Isaiah Pead.....	2008-11
	198	David Small.....	1991-93

## SPECIAL TEAMS RECORDS - KICKING

KICKING  
GAME RECORDS

## Extra Points Made

1.	12	Alonzo Weiss vs. Transylvania.....	1912
2.	9	Ryan Coe vs. Kennesaw State.....	2022
	9	Cole Smith vs. Alabama A&M.....	2018
	9	Jacob Rogers vs. Rutgers.....	2010
	9	Steve Schultz vs. Louisiana-Monroe.....	1977
6.	8	Cole Smith vs. UCF.....	2021
	8	Cole Smith vs. ECU.....	2018

## Field Goals Made

1.	5	Ryan Coe at SMU.....	2022
	4	10 times, last by Andrew Gantz at Memphis.....	2015

KICKING  
SEASON RECORDS

## Extra Points Made

1.	63	Jacob Rogers.....	2009
2.	54	Cole Smith.....	2018
3.	52	Andrew Gantz.....	2014
4.	51	Sam Crosa.....	2019
	51	Tony Miliano.....	2012
	51	Jacob Rogers.....	2007
7.	49	Andrew Gantz.....	2015
8.	47	Tony Miliano.....	2011
9.	44	Ryan Coe.....	2022
	44	Jonathan Ruffin.....	2002

## Extra Points Attempted

1.	68	Jacob Rogers.....	2009
2.	56	Cole Smith.....	2018
3.	54	Andrew Gantz.....	2014
	54	Jacob Rogers.....	2007
5.	53	Tony Miliano.....	2012
6.	51	Sam Crosa.....	2019
7.	50	Andrew Gantz.....	2015
	50	Tony Miliano.....	2011
9.	46	Jonathan Ruffin.....	2002
10.	44	Ryan Coe.....	2022

## Extra Point Percentage (min. 20 att.)

1.	1.000	10 times, last by Ryan Coe (44-of-44).....	2022
----	-------	--	------

## Field Goals Made

1.	26	Jonathan Ruffin.....	2000
2.	21	Andrew Gantz.....	2015
3.	19	Ryan Coe.....	2022
	19	Jonathan Ruffin.....	2002
5.	18	Kevin Lovell.....	2006
6.	17	Tony Miliano.....	2012
	17	Tony Miliano.....	2011
	17	Tom Dallen.....	1993
9.	16	Andrew Gantz.....	2014
	16	Jacob Rogers.....	2008
	16	Eric Richards.....	1995

## Field Goals Attempted

1.	29	Jonathan Ruffin.....	2000
2.	28	Steve Schultz.....	1976
3.	27	Andrew Gantz.....	2015
	25	Tony Miliano.....	2011
	25	Jim O'Brien.....	1968
6.	24	Eric Richards.....	1995
7.	23	Ryan Coe.....	2022
	23	Jake Rogers.....	2008
	23	Kevin Lovell.....	2006
10.	22	Tony Miliano.....	2012
	22	Jonathan Ruffin.....	2002
	22	Tom Dallen.....	1993
	22	Dan Shepherd.....	1975

KICKING  
SEASON RECORDS (CONT.)

## Field Goal Percentage

1.	.909	Chris Manfredini (10-of-11).....	2003
2.	.897	Jonathan Ruffin (26-of-29).....	2000
3.	.864	Jonathan Ruffin (19-of-22).....	2002
4.	.826	Ryan Coe (19-of-23).....	2022
5.	.800	Andrew Gantz (16-of-20).....	2014

## Consecutive Games with a Field Goal

1.	11	Jonathan Ruffin.....	2000
2.	10	David Rowe.....	1991
3.	8	Andrew Gantz.....	2015
	8	Jonathan Ruffin.....	2002

## Points Scored By Kicking

1.	112	Andrew Gantz.....	2015
	104	Jonathan Ruffin.....	2000
3.	102	Tony Miliano.....	2012
	102	Jacob Rogers.....	2009
5.	101	Ryan Coe.....	2022
	101	Jonathan Ruffin.....	2002
6.	100	Andrew Gantz.....	2014

KICKING  
CAREER RECORDS

## Extra Points Made

1.	186	Jacob Rogers.....	2007-10
2.	136	Cole Smith.....	2018-21
3.	129	Jonathan Ruffin.....	1999-2002
4.	109	Andrew Gantz.....	2014-17
5.	98	Tony Miliano.....	2011-14
	98	Steve Schultz.....	1976-79
7.	85	Kevin Lovell.....	2004-06
8.	79	Eric Richards.....	1994-97
9.	76	Phil Insalaco.....	1986-88
10.	61	Jim O'Brien.....	1967-69

## Extra Points Attempted

1.	195	Jacob Rogers.....	2007-10
2.	141	Cole Smith.....	2018-21
3.	134	Jonathan Ruffin.....	1999-2002
4.	113	Andrew Gantz.....	2014-17
5.	103	Tony Miliano.....	2011-14
	103	Steve Schultz.....	1976-79
7.	86	Kevin Lovell.....	2004-06
8.	81	Eric Richards.....	1994-97
9.	79	Phil Insalaco.....	1986-88
10.	68	Jim O'Brien.....	1967-69

## Extra Point Percentage (Min. 30 Att.)

1.	1.000	Ryan Coe (44-of-44).....	2022
	1.000	Sam Crosa (51-of-51).....	2019
3.	.988	Kevin Lovell (85-of-86).....	2004-06
4.	.978	Eric Richards (89-of-91).....	1994-97
5.	.974	Mike Morton (37-of-38).....	1983-84

## Consecutive Extra Points Made

1.	82	Kevin Lovell.....	2004-06
2.	78	Andrew Gantz.....	2014-15
	65	Jonathan Ruffin.....	2000-2002
4.	64	Jacob Rogers.....	2008-09
5.	63	Eric Richards.....	1994-97
6.	51	Sam Crosa.....	2019
7.	44	Ryan Coe.....	2022
8.	38	Phil Insalaco.....	1986-88
9.	37	Jacob Rogers.....	2007
10.	36	Mike Morton.....	1983-84

KICKING  
CAREER RECORDS (CONT.)

## Field Goals Made

1.	62	Jonathan Ruffin.....	1999-2002
2.	51	Jacob Rogers.....	2007-10
3.	41	Eric Richards.....	1994-97
4.	39	Andrew Gantz.....	2014-17
5.	35	Steve Schultz.....	1976-79
6.	34	Tony Miliano.....	2011-14
7.	33	Kevin Lovell.....	2004-06
8.	28	Phil Insalaco.....	1986-88
9.	25	Dan Shepherd.....	1973-75
10.	23	Tom Dallen.....	1993-94

## Field Goals Attempted

1.	79	Jonathan Ruffin.....	1999-2002
2.	75	Jacob Rogers.....	2007-10
3.	68	Steve Schultz.....	1976-79
4.	62	Eric Richards.....	1994-97
5.	49	Andrew Gantz.....	2014-17
6.	47	Tony Miliano.....	2011-14
	47	Kevin Lovell.....	2004-06
8.	44	Jim O'Brien.....	1967-69
9.	41	Phil Insalaco.....	1986-88
	41	Sal Casola.....	1972-73

## Field Goal Percentage (min. 20 attempts)

1.	.826	Ryan Coe (19-of-23).....	2022
2.	.785	Jonathan Ruffin (62-of-79).....	1999-2002
3.	.780	Andrew Gantz (39-of-50).....	2014-17
4.	.731	David Rowe (19-of-26).....	1990-91
5.	.723	Tony Miliano (34-of-47).....	2011-14
6.	.714	Dan Shepherd (25-of-35).....	1973-75
7.	.702	Kevin Lovell (33-of-47).....	2004-06
8.	.683	Phil Insalaco (28-of-41).....	1986-88
9.	.680	Jacob Rogers (51-of-75).....	2007-10
10.	.677	Jim Fogler (21-of-31).....	1981-83

## Consecutive Field Goals Made

1.	13	Jake Rogers.....	2007-08
	13	Jonathan Ruffin.....	2002
3.	12	Andrew Gantz.....	2012
	12	Jonathan Ruffin.....	2000
5.	11	Kevin Lovell.....	2006
6.	10	Ryan Coe.....	2022
7.	8	Jonathan Ruffin.....	2001
	8	Eric Richards.....	1997
9.	7	Jonathan Ruffin.....	2000
	7	Phil Insalaco.....	1987
	7	Kevin Lovell.....	2005-06

## Points Scored By Kicking

1.	339	Jacob Rogers.....	2007-10
2.	315	Jonathan Ruffin.....	1999-2002
3.	224	Andrew Gantz.....	2014-17
4.	203	Steve Schultz.....	1976-79
5.	202	Eric Richards.....	1994-97
6.	200	Tony Miliano.....	2011-14
7.	193	Cole Smith.....	2018-21
8.	184	Kevin Lovell.....	2004-06
9.	160	Phil Insalaco.....	1986-88
10.	121	Jim O'Brien.....	1967-69

## Consecutive Games Scored In

1.	47	Jonathan Ruffin.....	1999-2002
2.	37	Jacob Rogers.....	2007-10
3.	28	Andrew Gantz.....	2014-15
4.	26	Tony Miliano.....	2011-2012
5.	24	Jim O'Brien.....	1968-69

# SPECIAL TEAMS RECORDS - PUNTING & RETURNS

## PUNTING GAME RECORDS

### Punts

1.	13	Phil Peckich at Pittsburgh.....	1981
2.	12	four times, last by Steve Smith at Louisville.....	1996

### Punting Yards

1.	510	Steve Smith at Louisville.....	1996
2.	502	Mike Connell vs. Arizona State.....	1976
3.	460	Clem Fennell at North Texas State.....	1970
4.	456	Doug Johnson at Boston College.....	1997
5.	452	Steve Smith at Virginia Tech.....	1995

### Punting Average

1.	65.0	Mason Fletcher at SMU (3 punts).....	2022
2.	59.7	Pat O'Donnell vs NC State (3 punts).....	2011
	59.7	Kevin Huber vs. Marshall (3 punts).....	2007
4.	57.5	John Lloyd vs. USF (2 punts).....	2013
	55.0	John Lloyd vs. Temple (2 punts).....	2012

## PUNTING SEASON RECORDS

### Punts

1.	80	Phil Peckich.....	1981
2.	77	Jeff West.....	1974
3.	73	Jeff Jones.....	1990
4.	72	James Smith.....	2019
	72	Mike Connell.....	1976
5.	71	Clem Fennell.....	1972

### Punting Yards

1.	3,192	Jeff West.....	1974
2.	3,155	Phil Peckich.....	1981
3.	3,095	Mike Connell.....	1976
	3,053	James Smith.....	2019
4.	2,913	Mason Fletcher.....	2022
5.	2,821	Jeff Jones.....	1990

### Punting Average (Min. 25 Punts)

1.	46.90	Kevin Huber.....	2007
2.	46.60	James Smith.....	2018
3.	46.30	Sam Geraci.....	2015
4.	46.23	Mason Fletcher.....	2022
5.	45.00	Kevin Huber.....	2008

## PUNTING CAREER RECORDS

### Punts

1.	241	Chet Ervin.....	2002-05
2.	236	Jeff Blaylock.....	1991-94
3.	235	James Smith.....	2017-20
	235	Shaun Burdick.....	1983-86
5.	216	Jeff Jones.....	1987-90

### Punting Yards

1.	10,245	James Smith.....	2017-20
2.	9,446	Chet Ervin.....	2002-05
3.	9,244	Shaun Burdick.....	1983-86
4.	9,008	Adam Wulfbeck.....	1998-2001
5.	8,711	Jeff Blaylock.....	1991-94

### Punting Average (Min. 50 Punts)

1.	45.47	Kevin Huber.....	2005-08
2.	44.78	Mason Fletcher.....	2021-present
3.	43.60	James Smith.....	2017-20
4.	42.60	Pat O'Donnell.....	2010-12
5.	42.51	Mike Connell.....	1974-77

## RETURNS GAME RECORDS

### Kickoff Returns

1.	8	Mardy Gilyard at Pittsburgh.....	2009
	8	LaDaris Vann vs. ECU.....	1999

### Kickoff Return Yards

1.	256	Mardy Gilyard at Pittsburgh.....	2009
2.	246	Mardy Gilyard at Oklahoma.....	2008
3.	218	Roger Stephens vs. Dayton.....	1947
4.	207	Mardy Gilyard vs. Florida.....	2010
5.	192	Keith Jenkins vs. Houston.....	1975

### Kickoff Returns For Touchdowns

1.	1	Accomplished 23 times; last by Thompson vs ECU (2022)	
----	---	---	--

### Punt Returns

1.	7	three times, last by Mike Daniels vs. WCU.....	2005
----	---	--	------

### Punt Return Yards

1.	161	Gene Gibson vs. Ohio.....	1949
2.	122	Tinker Keck vs. Louisville.....	1997
3.	103	Gene Gibson vs. Western Michigan.....	1949
4.	98	Errol Prisyb vs. North Texas State.....	1963
5.	97	Tinker Keck vs. Miami (OH).....	1997

### Punt Return Touchdowns

1.	2	Tinker Keck vs. Louisville.....	1997
	2	Gene Gibson vs. Ohio.....	1949

## RETURNS SEASON RECORDS

### Kickoff Returns

1.	42	Mardy Gilyard.....	2009
2.	39	Ralph David Abernathy IV.....	2011
3.	36	Mardy Gilyard.....	2008
4.	33	Donald McKnight.....	1998
5.	32	Ralph David Abernathy IV.....	2012

### Kickoff Return Yards

1.	1,281	Mardy Gilyard.....	2009
2.	1,034	Ralph David Abernathy IV.....	2011
3.	994	Mardy Gilyard.....	2008
4.	801	Ralph David Abernathy IV.....	2012
5.	652	Russell Cooper.....	1980

### Kickoff Return Average (Min. 1.5 KOR/G)

1.	34.33	Robert Tate.....	1995
2.	31.50	Chris Hewitt.....	1993
3.	30.50	Mardy Gilyard.....	2009
4.	29.13	Keith Jenkins.....	1975
5.	27.73	Tom Marvaso.....	1974

### Kickoff Returns For Touchdowns

1.	2	Mardy Gilyard.....	2008
----	---	--------------------	------

### Punt Returns

1.	38	Tinker Keck.....	1997
	38	Charley Bland.....	1973
3.	37	Tom Marvaso.....	1975
4.	36	Tye Keith.....	2002
5.	35	LaDaris Vann.....	2001

### Punt Return Yards

1.	577	Tinker Keck.....	1997
2.	438	Gene Gibson.....	1949
3.	342	Tom Marvaso.....	1974
4.	322	Gene Gibson.....	1950
5.	302	Charley Bland.....	1973

## RETURNS SEASON RECORDS (CONT.)

### Punt Return Average (Min. 10 Returns)

1.	20.86	Gene Gibson.....	1949
2.	20.12	Gene Gibson.....	1950
3.	19.82	Jack Delaney.....	1951
4.	17.36	Billy Hunter.....	1972
5.	16.23	Dom Del Bene.....	1951

### Punt Return Touchdowns

1.	4	Tinker Keck.....	1997
2.	3	Gene Gibson.....	1949

## RETURNS CAREER RECORDS

### Kickoff Returns

1.	93	Mardy Gilyard.....	2005-09
2.	87	Ralph David Abernathy IV.....	2011-14
3.	67	Tre Tucker.....	2019-22
4.	62	Brian Jenkins.....	1990-93
5.	55	Dominick Goodman.....	2005-07

### Kickoff Returns Yards

1.	2,657	Mardy Gilyard.....	2005-09
2.	2,186	Ralph David Abernathy IV.....	2011-14
3.	1,670	Tre Tucker.....	2019-22
4.	1,506	Brian Jenkins.....	1990-93
5.	1,199	Dominick Goodman.....	2005-07

### Kickoff Returns Average (Min. 25 KOR)

1.	28.60	Mardy Gilyard.....	2005-09
2.	28.54	Chris Hewitt.....	1993-95
3.	26.41	Robert Tate.....	1993-95
4.	25.10	Ralph David Abernathy IV.....	2011-14
5.	24.93	Tre Tucker.....	2019-22

### Kickoff Returns For Touchdowns

1.	4	Mardy Gilyard.....	2005-09
2.	2	Tre Tucker.....	2019-22
	2	Mel Riggins.....	1970-71

### Punt Returns

1.	73	Robert Tate.....	1993-96
	73	Tom Marvaso.....	1974-75
3.	69	Ryan Montgomery.....	2019-present
4.	68	Tinker Keck.....	1997-99
5.	60	Lamont Patterson.....	1979-82

### Punt Return Yards

1.	804	Tinker Keck.....	1997-99
2.	760	Gene Gibson.....	1949-50
3.	672	Ryan Montgomery.....	2019-present
4.	637	Robert Tate.....	1993-96
5.	575	Tom Marvaso.....	1974-75

### Punt Return Average

1.	20.54	Gene Gibson.....	1949-50
2.	14.33	Jack Delaney.....	1950-52
3.	11.82	Tinker Keck.....	1997-99
4.	11.80	Mardy Gilyard.....	2005-09
5.	10.57	Brian Jenkins.....	1990-92

### Punt Return Touchdowns

1.	5	Gene Gibson.....	1949-50
2.	4	Tinker Keck.....	1997-99
3.	3	Joe Morrison.....	1956-58
4.	2	Tom Marvaso.....	1974-75
5.	1	Accomplished 16 times last by Gilyard (2009)	

## DEFENSIVE RECORDS - TACKLES

## TACKLES

## GAME RECORDS

## Total Tackles

1.	31	Karl Woods at South Carolina .....	1980
2.	24	Vaughn Booker vs. ECU .....	1987
3.	23	Brad Jackson vs. Boston College .....	1997
	23	Jerome Brinson vs. Oklahoma State .....	1987
5.	22	Sam Garnes vs. Vanderbilt .....	1994
	22	Jason Coppess vs. Bowling Green .....	1993
	22	Alex Gordon vs. Miami (OH) .....	1986
	22	Brad Nothacker vs. Penn State .....	1985
9.	21	Jack Brusciannelli vs. West Virginia .....	1989
	21	Mike Kelly vs. Rutgers .....	1987

## Solo Tackles (Since 2001)

1.	12	Zach Edwards vs. ECU .....	2014
	12	Mike Mickens at Akron .....	2008
	12	Jamar Enzor at Memphis .....	2003
	12	Ivan Fields vs. Tulane .....	2001
5.	11	Walter Stewart vs. Syracuse .....	2010
6.	11	Haruki Nakamura at USF .....	2007
7.	11	Ryan Manalac at USF .....	2007
8.	11	Jamar Enzor vs. Rhode Island .....	2003
9.	11	Ivan Fields vs. West Virginia .....	2002
10.	11	Lewis Carter vs. Purdue .....	2001

## Assisted Tackles (Since 2001)

1.	12	Andre Revels at Miami (OH) .....	2009
	12	Corey Smith vs. Louisville .....	2007
	12	Jamar Enzor at UAB .....	2003
4.	11	Kevin Brown vs. Memphis .....	2014
	11	Zach Edwards vs. Memphis .....	2014
	11	Jeff Luc vs. Miami (OH) .....	2014
7.	10	Eric Wilson vs. UT Martin .....	2016
	10	Jeff Luc vs. Memphis .....	2014
	10	Nick Temple vs. Memphis .....	2014
	10	Greg Blair at Louisville .....	2012
	10	JK Schaffer at NC State .....	2010
	10	JK Schaffer vs. Illinois .....	2009

## Tackles For A Loss (Since 2001)

1.	5.5	Brandon Mills vs. Rutgers .....	2010
2.	5.0	Antwan Peek at Southern Miss .....	2002
	5.0	Antwan Peek vs. Louisiana-Monroe .....	2001
	5.0	Derek Wolfe vs. Connecticut .....	2011
5.	4.5	Ivan Pace Jr. vs. Indiana .....	2022
	4.5	Trevor Anderson at Connecticut .....	2006
	4.5	Cortez Broughton at UCLA .....	2018

## TACKLES

## SEASON RECORDS

## Total Tackles

1.	186	Mike Brookins .....	1979
2.	168	Brad Jackson .....	1997
3.	161	Karl Woods .....	1980
4.	158	Jerome Brinson .....	1983
5.	155	Karl Woods .....	1978
6.	147	Dwayne Berry .....	1978
7.	145	Muhammed El-Mubarak .....	1995
8.	143	Linwood Marshall .....	1983
9.	140	Howie Kurnick .....	1978
10.	138	Greg Blair .....	2012
	138	Phillip Curry .....	1997
	138	Antonio Gibson .....	1982

## Solo Tackles

1.	101	Howie Kurnick .....	1978
2.	94	Linwood Marshall .....	1983
3.	93	Brad Jackson .....	1997
	93	Mike Brookins .....	1979
5.	90	Muhammed El-Mubarak .....	1995
	90	Jerome Brinson .....	1983
7.	88	Sam Garnes .....	1994
8.	83	Phillip Curry .....	1997
9.	82	DeJuan Gossett .....	1999
10.	80	Jack Brusciannelli .....	1988

## Assisted Tackles

1.	99	Karl Woods .....	1980
2.	93	Mike Brookins .....	1979
3.	83	Karl Woods .....	1978
4.	82	Alex Gordon .....	1985
5.	81	Ivan Pace Jr. .....	2022
6.	78	Dwayne Berry .....	1978
7.	75	Brad Jackson .....	1997
	75	Richard Rhodes .....	1985
9.	74	Antonio Gibson .....	1982
10.	73	Alex Gordon .....	1986

## Tackles For A Loss

1.	28.0	Mike Gates .....	1980
2.	22.0	Trent Cole .....	2004
	22.0	Antwan Peek .....	2001
4.	21.5	Ivan Pace Jr. .....	2022
	21.5	Derek Wolfe .....	2011
6.	21.0	Antwan Peek .....	2002
	21.0	Phil Poirier .....	1989
8.	20.0	Nate Dingle .....	1992
9.	18.0	Tyjuan Hagler .....	2002
	18.0	Andrew Stewart .....	1988

## TACKLES

## CAREER RECORDS

## Total Tackles

1.	502	Karl Woods .....	1977-80
2.	487	Phillip Curry .....	1994-97
3.	392	Brad Jackson .....	1994-97
4.	381	Zach Edwards .....	2013-16
5.	356	Mike Brookins .....	1979-81
6.	352	Alex Gordon .....	1983-86
7.	351	Hassan Champion .....	1995-98
	351	Joe Olding .....	1979-82
9.	338	Doug Monaghan .....	2001-04
10.	337	JK Schaffer .....	2008-11
	327	DeJuan Gossett .....	1997-2000

## Solo Tackles

1.	268	Phillip Curry .....	1994-97
2.	229	Zach Edwards .....	2013-16
3.	222	DeJuan Gossett .....	1997-2000
4.	216	Brad Jackson .....	1994-97
5.	211	Karl Woods .....	1977-80
6.	208	Ivan Fields .....	1999-2002
7.	206	Sam Garnes .....	1993-96
8.	200	Doug Monaghan .....	2001-04
9.	190	Mike Brookins .....	1979-81
10.	184	Hassan Champion .....	1995-98

## Assisted Tackles

1.	291	Karl Woods .....	1979-81
2.	219	Phillip Curry .....	1994-97
3.	192	Alex Gordon .....	1983-86
4.	176	Brad Jackson .....	1994-97
5.	175	Joe Olding .....	1979-82
6.	168	Howie Kurnick .....	1975-78
7.	167	Hassan Champion .....	1995-98
8.	166	Mike Brookins .....	1979-81
9.	155	JK Schaffer .....	2008-11
10.	152	Zach Edwards .....	2014-16

## Tackles For A Loss

1.	56.0	Antwan Peek .....	1998-2002
2.	48.0	Trent Cole .....	2002-04
3.	46.0	Nate Dingle .....	1990-93
4.	45.0	Phillip Curry .....	1994-97
5.	44.5	Andre Frazier .....	2001-04
6.	42.0	Terrill Byrd .....	2005-08
7.	38.0	Alex Gordon .....	1983-86
8.	37.0	Derek Wolfe .....	2008-11
	37.0	George Jamison .....	1980-83
9.	36.0	Andrew Stewart .....	1986-88
10.	34.5	Tyjuan Hagler .....	2002-04

# DEFENSIVE RECORDS - SACKS & MISC.

## SACKS

### GAME RECORDS

#### Quarterback Sacks (Since 2001)

1.	4.0	Alex Daniels at Miami (OH).....	2009
	4.0	Antwan Peek vs. Louisiana-Monroe.....	2001
3.	3.5	Cortez Broughton at UCLA.....	2018
4.	3.0	Connor Barwin vs. Pittsburgh.....	2008
	3.0	Trent Cole at ECU.....	2004
	3.0	Anthony Hoke vs. UConn.....	2007
	3.0	Anthony Hoke at Syracuse.....	2007
	3.0	Brandon Mills vs. Rutgers.....	2010
	3.0	Lamonte Nelms at Syracuse.....	2007

## SACKS

### SEASON RECORDS

#### Quarterback Sacks (Since 2001)

1.	13.0	Anthony Hoke.....	2007
2.	12.5	Antwan Peek.....	2001
3.	11.0	Connor Barwin.....	2008
4.	10.0	Ivan Pace Jr. ....	2022
5.	9.5	Derek Wolfe.....	2011
	9.5	Silverberry Mouhon.....	2013
7.	9.0	Terrell Hartsfield.....	2014
	9.0	Antwan Peek.....	2000
9.	8.5	Trent Cole.....	2004
	8.5	Alex Daniels.....	2009

## SACKS

### CAREER RECORDS

#### Quarterback Sacks (Since 2001)

1.	28.0	Antwan Peek.....	1998-2002
2.	22.0	Anthony Hoke.....	2004-07
3.	21.5	Andre Frazier.....	2000-04
4.	19.5	Derek Wolfe.....	2008-11
5.	19.0	Trent Cole.....	2002-04
	19.0	Silverberry Mouhon.....	2012-15
7.	18.0	Nate Dingle.....	1990-93
	18.0	George Jamison.....	1980-83
9.	17.5	Walter Stewart.....	2009-12
10.	16.5	Dan Giordano.....	2008-12
	16.5	Terrill Byrd.....	2005-08

## FUMBLES

### GAME RECORDS

#### Fumbles Forced (Since 2000)

1.	3	Antwan Peek vs. Louisiana-Monroe.....	2001
2.	2	Seven times, last by J. White vs. Tulsa.....	2019

#### Fumbles Recovered (Since 2000)

1.	2	Willis Edwards vs. Memphis.....	2002
	2	Ivan Fields at Memphis.....	2000
	2	Jeff Luc vs. USF.....	2014
	2	Kevin McCullough vs. Connecticut.....	2005
	2	Wesley Richardson at NC State.....	2010

## FUMBLES

### SEASON RECORDS

#### Fumbles Forced (Since 2000)

1.	7	Antwan Peek.....	2002
2.	6	Jeff Luc.....	2014
3.	5	Antwan Peek.....	2001
4.	4	Bryan Wright.....	2019
	4	Walter Stewart.....	2011
	4	Willis Edwards.....	2001
	4	Troy Evans.....	2000

#### Fumbles Recovered (Since 2000)

1.	5	Antwan Peek.....	2002
2.	4	JaVon Hicks.....	2019
	4	Jeff Luc.....	2014
4.	3	Nine times, last by Hartsfield & Wilson.....	2014

## FUMBLES

### CAREER RECORDS

#### Forced Fumbles (Since 1999)

1.	17	Antwan Peek.....	1998-02
2.	8	Jeff Luc.....	2013-14
	8	Walter Stewart.....	2009-12
3.	6	JK Schaffer.....	2008-11
	6	Andre Frazier.....	2000-04
	6	Zach Norton.....	2000-03
6.	5	Coby Bryant.....	2017-21
	5	Willis Edwards.....	2000-02
	5	Anthony Hoke.....	2004-07
	5	Jason Russel.....	2001-04
	5	Anthony Williams.....	2005-07
	5	Tyrell Gilbert.....	2014-18

#### Fumble Recoveries

1.	12	John Vitro.....	1973-75
2.	10	Antwan Peek.....	1998-2002
	10	Howie Kurnick.....	1975-77
4.	9	Ronnie Shannon.....	1988-91
	9	David Mann.....	1975-77
6.	7	Eric Wilson.....	2014-16
	7	Marion Ford.....	1972-73
	7	Charlie Stovall.....	1971-72

## BLOCKED KICKS

### GAME RECORDS

#### Blocked Kicks (Since 2000)

1.	2	Connor Barwin at Marshall.....	2008
	2	Antwan Peek vs. Miami.....	2000
3.	1	41 times, last by Jowon Briggs vs. Navy.....	2022

## BLOCKED KICKS

### SEASON RECORDS

#### Blocked Kicks (Since 2000)

1.	3	Antwan Peek.....	2000
	3	Connor Barwin.....	2008
	3	Ethan Tucky.....	2019
4.	2	Arquon Bush.....	2021
	2	Mardy Gilyard.....	2007
	2	Antwan Peek.....	2001
	2	Wilson Huber.....	2019
	2	Andre Frazier.....	2003
	2	Tyjuan Hagler.....	2004
	2	Antwan Peek.....	2002

## BLOCKED KICKS

### CAREER RECORDS

#### Blocked Kicks (Since 2000)

1.	7	Antwan Peek.....	2000-02
2.	5	Ethan Tucky.....	2018-20
3.	4	Connor Barwin.....	2005-08
4.	3	Wilson Huber.....	2018-22
5.	2	Deshawn Pace.....	2020-present
	2	Arquon Bush.....	2018-22
	2	Tyjuan Hagler.....	2001-04
	2	Mardy Gilyard.....	2005,07-09
	2	Andre Frazier.....	2000-04

## HURRIES

### SEASON RECORDS

#### Quarterback Hurries (Since 2000)

1.	13	Myjai Sanders.....	2021
	13	Trevor Anderson.....	2006
	13	Trent Cole.....	2004
4.	12	Dan Giordano.....	2012
5.	11	Angelo Craig.....	2007

## HURRIES

### CAREER RECORDS

#### Quarterback Hurries (Since 2000)

1.	26	Dan Giordano.....	2008-12
2.	25	Myjai Sanders.....	2018-21
3.	16	Silverberry Mouhon.....	2012-15
4.	15	Angelo Craig.....	2003-07
5.	14	Andre Frazier.....	2000-04

# DEFENSIVE RECORDS - INTERCEPTIONS AND SCORES

## INTERCEPTIONS GAME RECORDS

### Interceptions

1. 4 Bob Hynes vs. Ohio Northern..... 1923
2. 3 accomplished six times, last by D. Smith (2007)

### Interception Return Yards

1. 123 Shawn Ferguson vs. Memphis..... 1998
2. 96 Jocelyn Borgella vs. Rutgers ..... 1992
- 96 Bob Del Rosa vs. Oklahoma State ..... 1958
4. 88 Joe Morrison vs. Dayton ..... 1956
5. 87 Joe Morrison vs. Wichita State..... 1956

### Interception Returns for Touchdowns

1. 2 Shawn Ferguson vs. Memphis..... 1998
2. 1 accomplished 61 times, last by Bryant (2021)

## INTERCEPTIONS SEASON RECORDS

### Interceptions

1. 8 DeAngelo Smith ..... 2007
2. 6 seven times, last by Mike Mickens..... 2007

### Interception Return Yards

1. 175 Joe Morrison..... 1956
2. 171 Jocelyn Borgella ..... 1992
3. 159 John Mooth..... 1951
4. 158 Mike Mickens ..... 2008
5. 136 Mike Mickens ..... 2007

### Interception Returns for Touchdowns

1. 2 Ahmad Gardner..... 2019
- 2 Mike Mickens ..... 2007
- 2 Blue Adams..... 2002
- 2 Shawn Ferguson..... 1998
- 2 Joe Morrison..... 1956

## INTERCEPTIONS CAREER RECORDS

### Interceptions

1. 14 Mike Mickens ..... 2005-08
2. 12 DeAngelo Smith ..... 2005-08
- 12 Blue Adams..... 1998-2002
- 12 Jocelyn Borgella ..... 1990-93
5. 11 Ed Bolis..... 1970-72
6. 10 Ja'Von Hicks..... 2018-22
- 10 Coby Bryant ..... 2017-21

### Interception Return Yards

1. 296 Mike Mickens ..... 2005-08
2. 263 Jocelyn Borgella ..... 1990-93
- 263 Joe Morrison..... 1956-58
4. 254 Gene Gibson..... 1949-50
5. 222 Aaron Webster ..... 2006-09

### Interception Returns for Touchdowns

1. 3 Mike Mickens ..... 2005-08
- 3 Shawn Ferguson..... 1995-98
2. 2 four times, last by Ahmad Gardner ..... 2019-21

## PASSES BROKEN UP GAME RECORDS

### Most Pass Breakups (Since 2000)

1. 4 Mike Mickens vs. Rutgers ..... 2006
- 4 Zach Norton vs. Louisville ..... 2001
- 4 Linden Stephens at Miami (OH)..... 2017
4. 3 Ja'Von Hicks at Tulsa ..... 2022
- 3 Coby Bryant at Notre Dame ..... 2021
- 3 Blue Adams at Temple ..... 2002
- 3 Coby Bryant at Temple..... 2018
- 3 Coby Bryant at ECU..... 2019
- 3 Zach Edwards vs. North Carolina ..... 2013
- 3 Ivan Fields vs. Houston..... 2002
- 3 Tyrell Gilbert at Miami (OH) ..... 2018
- 3 Andre Jones vs. ECU..... 2014
- 3 Mike Mickens at Akron..... 2008
- 3 Mike Mickens vs. UConn..... 2005
- 3 Mike Mickens vs. Louisville ..... 2005
- 3 Mike Mickens vs. Pittsburgh ..... 2006
- 3 Mike Mickens at Miami (OH)..... 2005
- 3 Haruki Nakamura vs. USF..... 2006
- 3 Zach Norton vs. UAB..... 2002
- 3 Antwan Peek at Tulane ..... 2000

## PASSES DEFENDED (PBU+INT) SEASON RECORDS

### Most Passes Defended (Since 2000)

1. 23 Blue Adams (17 PBU, 6 INT) ..... 2002
2. 18 Mike Mickens (15 PBU, 3 INT)..... 2006
3. 16 Lavar Glover (15 PBU, 1 INT) ..... 2001
- 16 Zach Norton (14 PBU, 2 INT) ..... 2002
- 16 Deangelo Smith (8 PBU, 8 INT)..... 2007
6. 15 Mike Mickens (14 PBU, 1 INT)..... 2005
- 15 Daven Holly (9 PBU, 6 INT)..... 2003
8. 14 Coby Bryant (11 PBU, 3 INT)..... 2021
9. 13 Ivan Fields (10 PBU, 3 INT)..... 2002
- 13 Zach Norton (10 PBU, 3 INT) ..... 2001
- 13 Mike Mickens (10 PBU, 3 INT)..... 2008

## PASSES DEFENDED (PBU+INT) CAREER RECORDS

### Most Passes Defended (Since 2000)

1. 58 Mike Mickens (45 Brup, 13 Int)..... 2005-08
2. 45 Coby Bryant (35 Brup, 10 Int)..... 2017-21
3. 41 Zach Norton (31 Brup, 10 Int)..... 2000-03
4. 34 Blue Adams (26 Brup, 8 Int)..... 2000-02
- 34 Zach Edwards (26 Brup, 8 Int)..... 2013-16
6. 32 Arquon Bush (23 Brup, 9 Int) ..... 2018-22
7. 30 Deangelo Smith (19 Brup, 11 Int)..... 2004-08
8. 29 Doug Monaghan (20 Brup, 9 Int) ..... 2001-04
- 29 Deven Drane (21 Brup, 8 Int) ..... 2010-13
10. 28 Drew Frey (20 Brup, 8 Int) ..... 2008-12
11. 27 Ahmad "Sauce" Gardner (18 Brup, 9 INT)..... 2019-21

## DEFENSIVE SCORES GAME RECORDS

### Fumble Return TDs - Defense (Since 2000)

1. 1 19 times, last by Dominique Perry ..... 2022

### Blocked PAT Return (Two Points) (Since 2000)

1. 1 Coby Bryant vs. Temple..... 2019
- 1 Daven Holly vs. Miami (OH)..... 2004

### Blocked FG Return TDs (Since 2000)

1. 1 Ahmad "Sauce" Gardner at ECU ..... 2021

## DEFENSIVE SCORES SEASON RECORDS

### Fumble return TDs (Since 2000)

1. 2 Antwan Peek ..... 2002
2. 1 16 times, last by Jabari Taylor..... 2022

### Blocked PAT Return (Two Points) (Since 2000)

1. 1 Coby Bryant ..... 2019
- 1 Daven Holley..... 2004

## DEFENSIVE SCORES CAREER RECORDS

### Fumble return TDs (Since 2000)

1. 2 Antwan Peek ..... 2000-02
- 2 Kevin McCullough..... 2005-06
3. 1 Dominique Perry..... 2020-pres.
- 1 Nick Temple..... 2011-14
- 1 Eric Wilson..... 2014-16
- 1 Fran Callicott..... 2002-03
- 1 JK Schaffer..... 2008-11
- 1 Walter Stewart..... 2009-12
- 1 Daven Holly ..... 2000-04
- 1 Maalik Bomar ..... 2009-12
- 1 Deven Drane ..... 2010-13
- 1 Ivan Fields..... 2000-02
- 1 Angelo Craig..... 2003-07
- 1 Tyjuan Hagler ..... 2001-04
- 1 Carter Jacobs ..... 2014-17
- 1 Kimoni Fitz..... 2014-18
- 1 Terrell Hartsfield ..... 2013-14

### Blocked PAT Return (Two Points) (Since 2000)

1. 1 Coby Bryant ..... 2017-21
- 1 Daven Holley..... 2001-04

### Blocked FG Return TDs (Since 2000)

1. 1 Ahmad "Sauce" Gardner at ECU ..... 2019-21

# SINGLE GAME TEAM RECORDS

## Most Points

1.	124	Transylvania .....	1912
2.	115	Kentucky Wesleyan.....	1921
3.	72	Austin Peay.....	2011
4.	70	Southeast Missouri State.....	2009
5.	69	Rutgers.....	2010
6.	69	Case-Western Reserve.....	1923
7.	67	Virginia Military Institute.....	1953
	67	Baltimore.....	1935
9.	66	Northwestern State.....	2013
	66	Case-Western Reserve.....	1953
10.	63	Kennesaw State.....	2022
	63	Alabama A&M.....	2018
	63	Louisiana-Monroe.....	1977

## Most Touchdowns

1.	14	Transylvania .....	1912
2.	10	Four Times	

## Most Rushing Attempts

1.	83	Louisiana-Monroe.....	1977
2.	82	Miami (OH).....	1996
3.	77	Miami (OH).....	1951
4.	74	North Texas State.....	1970
5.	73	Miami (OH).....	1970

## Most Rushing Yards

1.	464	Case-Western Reserve.....	1953
	464	Virginia Military Institute.....	1953
3.	422	Kansas State.....	1966
4.	421	Marshall.....	1946
5.	419	Xavier.....	1970
6.	409	Alabama A&M.....	2018
	405	Miami (OH).....	1996
7.	402	North Texas State.....	1970
8.	389	Xavier.....	1946
9.	387	Austin Peay.....	2011
10.	383	South Dakota.....	1965

## Most Rushing Touchdowns

1.	14	Transylvania .....	1912
2.	10	Case-Western Reserve.....	1953
	10	Virginia Military Institute.....	1953

## Most Passing Attempts

1.	64	@ Memphis.....	2015
2.	61	USF.....	2010
3.	60	@ Miami (Fla.).....	2014
4.	59	Southern Miss.....	1999
5.	57	Ohio.....	1968

## Most Passes Completed

1.	38	@ Memphis.....	2015
	36	Ohio.....	1968
3.	35	Southern Miss.....	1999
4.	34	USF.....	2010
5.	33	@ SMU.....	2018

## Most Passing Yards

1.	620	@ Memphis.....	2015
2.	584	Ohio.....	1968
3.	512	USF.....	2010
4.	507	@ Rutgers.....	2013
5.	480	UConn.....	2009
6.	436	ECU.....	2014
	436	Toledo.....	2014
	436	Louisville.....	1968
9.	431	Syracuse.....	2007
10.	407	Southern Miss.....	1999

## Most Interceptions Thrown

1.	6	Xavier.....	1972
2.	5	North Texas.....	2002
	5	Toledo.....	1995
	5	Houston.....	1968
	5	North Texas.....	1967
	5	Xavier.....	1955
	5	Xavier.....	1951

## Most Touchdown Passes

1.	6	UCF.....	2015
	6	Toledo.....	2014
	6	@ Rutgers.....	2013
	6	Illinois.....	2009
5.	5	SMU.....	2021
	5	ECU.....	2018
	5	UConn.....	2013
	5	Northwestern State.....	2013
	5	@ Louisville.....	2010
	5	@ Rutgers.....	2009
	5	Southern Miss.....	2004

## Most Offensive Plays

1.	100	@ Memphis.....	2015
2.	99	Miami (OH).....	1996
3.	96	Southern Miss.....	1999
4.	95	ECU.....	1998
5.	94	@ Miami (OH).....	2015
	94	Tulsa.....	1978

## Most Yards Total Offense

1.	752	@ Memphis.....	2015
2.	741	Alabama A&M.....	2018
3.	726	UCF.....	2015
4.	711	UConn.....	2009
5.	684	Ohio.....	1968
6.	669	Northwestern State.....	2013
7.	661	Rutgers.....	2010
8.	659	@ UConn.....	2018
9.	653	ECU.....	2020
10.	652	Tulsa.....	2015

## Most First Downs

1.	38	Alabama A&M.....	2018
	38	@ Memphis.....	2015
3.	36	Ohio.....	1968
4.	34	Temple.....	2015
	34	Alabama A&M.....	2015

## Most Fumbles

1.	15	Louisville.....	1970
2.	9	North Texas State.....	1968
3.	8	Wichita State.....	1960

## Most Fumbles Lost

1.	7	Virginia Military Institute.....	1951
2.	6	Louisville.....	1970
	6	Hardin-Simmons.....	1955

## Most Turnovers

1.	9	Xavier.....	1955
	9	Hardin-Simmons.....	1955
	9	Virginia Military Institute.....	1951
4.	8	Houston.....	1968
	8	Western Michigan.....	1949

## Most Penalties

1.	18	Kansas State.....	1951
2.	15	Xavier.....	1958
3.	14	@ Hawai'i.....	2002
	14	Louisville.....	1968

## Most Penalty Yards

1.	176	Louisville.....	1968
2.	170	Kentucky.....	1945
3.	161	Dayton.....	1957
4.	159	ECU.....	2020
	142	Toledo.....	1953
5.	140	Kansas State.....	1951

## Most Punts

1.	13	Pittsburgh.....	1981
	13	Mississippi State.....	1948
3.	12	Louisville.....	1996
	12	Virginia Tech.....	1995
5.	11	Boston College.....	1997
	11	Central Michigan.....	1990
	11	North Texas State.....	1970
	11	Tulsa.....	1958
	11	Mississippi State.....	1949

## Most Punting Yards

1.	510	Louisville.....	1996
2.	502	Arizona State.....	1976
3.	475	Mississippi State.....	1948
4.	460	North Texas State.....	1968
5.	456	Boston College.....	1997
6.	452	Virginia Tech.....	1995
7.	451	Central Michigan.....	1990
8.	425	West Virginia.....	2003
9.	418	Rutgers.....	2008
10.	407	Iowa.....	1990

## Most Punt Return Yards

1.	177	Ohio.....	1949
2.	156	Western Reserve.....	1951
3.	150	Western Michigan.....	1950
4.	122	Louisville.....	1997
5.	116	UTEP.....	1950

## Most Kickoff Return Yards

1.	295	Memphis.....	1971
2.	278	@ Pittsburgh.....	2009
3.	265	@ Oklahoma.....	2008
4.	226	Florida.....	2010
	219	Hardin-Simmons.....	1955

## Fewest Rushing Attempts

1.	15	Illinois.....	2009
2.	16	@ West Virginia.....	2010
	16	Fresno State.....	2009
4.	19	Ohio State.....	2014
	19	@ UConn.....	2008
	19	Miami (OH).....	1968
7.	18	@ Houston.....	2015
	18	@ Pittsburgh.....	2009

## Fewest Rushing Yards

1.	-23	Rutgers.....	2005
2.	-20	Northwestern State.....	1977

## Fewest Passes Completed

1.	0	Dayton.....	1970
2.	1	Wichita State.....	1965
	1	South Dakota.....	1965
	1	Wichita State.....	1962
	1	Tulsa.....	1959

## Fewest Passing Yards

1.	0	Dayton.....	1970
2.	6	Wichita State.....	1965
3.	8	South Dakota.....	1965
4.	11	Wichita State.....	1962
5.	14	Ohio.....	1970

## Fewest Yards Total Offense

1.	46	North Texas.....	1959
2.	48	Central Michigan.....	1989
3.	69	Iowa.....	1990
4.	97	Houston.....	1957
5.	100	Tulsa.....	1958

## Fewest First Downs

1.	3	West Virginia.....	1989
2.	5	Pacific.....	1949
3.	6	Tulsa.....	1958
	6	Xavier.....	1956
	6	@ Navy.....	1956

## Fewest Penalties

1.	1	Houston.....	2014
	1	Rutgers.....	1994
	1	Louisville.....	1966
	1	Memphis.....	1966
	1	Army.....	1963
	1	Hawai'i.....	1954

## Fewest Yards Penalized

1.	4	Memphis.....	1966
2.	5	Army.....	1963
3.	10	Houston.....	2014
	10	Temple.....	2003
	10	Rutgers.....	1994
5.	12	Wichita State.....	1965
6.	13	South Dakota.....	1965

## Fewest Punts

1.	0	UCF.....	2015
	0	Miami (OH).....	2008
	0	Memphis.....	1998
	0	Miami (OH).....	1954
3.	1	Seven Times	
		Last vs. SMU.....	2021

# OPPONENT SINGLE GAME TEAM RECORDS & OVERTIME RESULTS

## Fewest Rushing Attempts

1.	17	Dayton.....	1961
2.	18	@ East Carolina.....	2015
3.	19	Miami (OH).....	2012
	19	Xavier.....	1954
	19	Akron.....	2006

## Fewest Rushing Yards

1.	-46	Kansas.....	1997
2.	-37	Wichita State.....	1974
3.	-22	NC State.....	2011
4.	-20	Northwestern State.....	1977
5.	-19	Louisiana-Monroe.....	1996
6.	-17	Louisville.....	1968
7.	-16	Louisiana-Lafayette.....	1975
8.	-15	Syracuse.....	2007
9.	-14	Louisville.....	1981
	-14	Wichita State.....	1965

## Fewest Passing Attempts

1.	1	Boston College.....	1964
2.	2	Louisville.....	1953
3.	3	Miami (OH).....	1971
	3	Wichita State.....	1955
	3	Miami (OH).....	1957

## Fewest Pass Completions

1.	0	vs. Louisville.....	1974
	0	vs. Ohio.....	1973
	0	vs. Boston College.....	1964
	0	vs. Indiana.....	1963
	0	vs. Ohio.....	1949

## Fewest Passing Yards

1.	-1	Xavier.....	1971
2.	0	Louisville.....	1974
	0	Ohio.....	1973
	0	Boston College.....	1964
	0	Indiana.....	1963
	0	Ohio.....	1949

## Fewest Yards Total Offense

1.	18	Louisiana-Lafayette.....	1973
2.	22	Ohio.....	1950
3.	32	Xavier.....	1954
4.	53	Kansas.....	1997
5.	70	Louisville.....	1976

## Most Points

1.	81	Penn State.....	1991
2.	71	Houston.....	1968
	71	Ohio Wesleyan.....	1928
4.	70	Louisville.....	2004
	70	Florida State.....	1990
6.	69	West Virginia.....	1989

## Most Rushing Attempts

1.	86	West Virginia.....	1969
2.	79	Houston.....	1974
	79	Miami (OH).....	1972
4.	76	Miami (OH).....	1967
5.	74	Miami (OH).....	1968

## Most Rushing Yards

1.	569	@ Navy.....	2017
2.	539	Northern Illinois.....	1989
3.	500	ECU.....	1987
4.	484	Penn State.....	1991
5.	483	West Virginia.....	1969

## Most Passing Yards

1.	535	@ ECU.....	2019
2.	482	vs. Florida.....	2010
3.	464	@ ECU.....	2017
4.	460	Louisville.....	1998
5.	451	Tulsa.....	1965

## Most Passing Attempts

1.	67	Louisville.....	1997
2.	66	Indiana.....	2022
	66	Houston.....	1993
4.	62	ECU.....	2014
	62	ECU.....	1997

## Most Pass Completions

1.	38	Duke.....	2012
2.	37	ECU.....	1997
3.	36	Oklahoma.....	2010
	36	Houston.....	1992
5.	35	ECU.....	2014
6.	34	@ ECU.....	2015
	34	@ Tennessee.....	2011

## Most Yards Total Defense

1.	742	Louisville.....	1998
2.	710	@ Ohio State.....	2014
	706	Penn State.....	1991
4.	696	Houston.....	1968
5.	662	Iowa.....	1990

## Most Passes Intercepted

1.	7	Kansas State.....	1951
2.	6	Oregon State.....	2007
	6	North Texas.....	1966
	6	UTEP.....	1951
	6	Mississippi State.....	1949

## Most Interception Return Yards

1.	162	Dayton.....	1956
2.	138	UTEP.....	1951
3.	123	Memphis.....	1998
4.	117	Memphis.....	1995
5.	110	Oregon State.....	2007

## Most Turnovers Forced

1.	8	Rice.....	1974
2.	7	Oregon State.....	2007
	7	Memphis.....	2000
	7	ECU.....	1990
	7	Rutgers.....	1983

## OVERTIME RECORDS

YEAR	OPPONENT	W/L	LENGTH	REGULATION	FINAL
1996	Miami (OH)	W	3OT	17-17	30-23
1997	at Houston *	L	2OT	31-31	41-38
	at Miami (OH)	W	2OT	24-24	34-31
1999	UAB *	L	OT	21-21	24-21
2000	at Wisconsin	L	OT	22-22	28-25
	at Memphis *	W	OT	10-10	13-10
2002	TCU *	W	OT	29-29	36-29
2003	Temple	W	3OT	24-24	30-24
	at USF *	L	2OT	10-10	24-17
2008	at No. 20 West Virginia *	W	OT	20-20	26-23
2012	at No. 16/14 Louisville *	L	OT	31-31	34-31
2013	No. 19/16 Louisville *	L	OT	24-24	31-24
2016	at Tulsa *	L	OT	34-34	40-37
2017	SMU *	L	OT	28-28	31-28
2018	at Temple *	L	OT	17-17	24-17
	at SMU *	W	OT	20-20	26-20

## CINCINNATI'S RECORD WHEN ...

All Overtime Games.....	7-9
One Overtime:.....	4-7
Two Overtimes:.....	1-2
Three Overtimes:.....	2-0
Overtime at Home.....	3-3
Overtime on the Road.....	4-6
Overtime Conference Games.....	4-8
Overtime Non-Conference Games.....	3-1
Overtime Coin Toss.....	8-8

POSSESSION RESULT	CINCINNATI	OPP.
Touchdowns.....	8	7
Field Goals.....	6	7
Missed Field Goals.....	0	3
Turnovers.....	6	5