

CINCINNATI

Sports Communications
 One Edwards Center, Suite 1100
 Cincinnati, Ohio 45221-0021
Phone/Fax: 513-556-5191/513-556-0619
Men's Basketball Contacts:
 Brian Teter <brian.teter@uc.edu>
 Tom Hathaway <tom.hathaway@uc.edu>

www.UCBearcats.com

2005-06 MEN'S BASKETBALL

GAME FACTS

Game 31

UC vs. Syracuse

Date: Wednesday, March 8, 2006
Time: 12:00 noon EST
Site: Madison Square Garden (18,876)
 New York, N.Y.

Records:

Cincinnati : 19-11, 8-8 BIG EAST
 Syracuse: 19-11, 7-9 BIG EAST

TV: ESPN (Sean McDonough, Bill Raftery, Jay Bilas)

Radio: WLW-AM 700 (Dan Hoard, Chuck Machock)

Schedule/Results

Date	Opponent	Rank	Score/
		TV AP/ESPN	Time
Nov. 3	Hillsdale (ex.)	W 99-71
Nov. 12	No. Kentucky (ex.)	W 96-60
Nov. 19	Murray State	WXIX	W-ot 79-75
Nov. 22	Illinois State	WXIX	W 76-59
Nov. 25	Holy Cross	W 77-55
Nov. 29	Dayton	WXIX	L 66-75
Dec. 3	Memphis	ESPN	9/9 L 81-91
Dec. 10	at Vanderbilt	WXIX	W 92-83
Dec. 14	Ohio	WXIX	W 86-58
Dec. 17	Tenn. Tech (1)	WBQC	W 105-62
Dec. 19	Ark.-Monticello (1)	WBQC	W 84-63
Dec. 22	vs. Dayton (2)	W 81-63
Dec. 23	vs. LSU (2)	W 75-72
Dec. 28	vs. Miami (Ohio) (3)	WXIX	W 75-65
Dec. 30	N. Car. A&T	WXIX	W 105-69
Jan. 4	DePaul*	WXIX	W 82-60
Jan. 7	at Marquette*	ERT/WXIX	W 70-66
Jan. 9	at Connecticut*	ESPN	4/4 L 59-70
Jan. 14	Syracuse*	WXIX	2/24 L 58-77
Jan. 19	at Xavier	ESPN	L-ot 71-73
Jan. 22	Rutgers*	WXIX	W 71-66
Jan. 25	at Louisville*	ESPN2	22/23 L 50-67
Jan. 28	at Georgetown*	ESPN2	21/- L 57-76
Jan. 31	USF*	WXIX	W 73-60
Feb. 4	at West Virginia*	ERT/WXIX	11/11 L 57-66
Feb. 6	Louisville*	ESPN2	W 74-68
Feb. 12	at Pittsburgh*	WXIX	14/13 L 69-89
Feb. 15	at Syracuse*	ESPN2	W 82-65
Feb. 17	Providence*	WXIX	W 66-64
Feb. 23	Villanova*	ESPN	2/2 L 72-74
Feb. 28	at Seton Hall*	WXIX	L 62-72
Mar. 4	West Virginia*	ESPN	16/18 W 78-75
Mar. 8	vs. Syracuse (4)	ESPN 12:00
Mar. 8-11	BIG EAST Tournament		
	Madison Square Garden, New York, N.Y.		

- (1) Las Vegas Holiday Classic, Cincinnati, Ohio
- (2) Las Vegas Holiday Classic, Las Vegas, Nevada
- (3) U.S. Bank Arena, Cincinnati, Ohio
- (4) BIG EAST Tournament, New York, N.Y.

*BIG EAST Conference Games All times EST

UC Opens BIG EAST Tourney vs. Syracuse

SETTING THE SCENE: The University of Cincinnati will open play in its first BIG EAST Conference Tournament against a somewhat familiar foe when the Bearcats face Syracuse on Wednesday, March 8 in Madison Square Garden. The 12 noon EST game will be the first game of the 2006 BIG EAST Men's Basketball Championship, presented by Aeropostale. Cincinnati, 19-11, closed regular season play with a 78-75 win over No. 16 West Virginia to finish eighth in the BIG EAST with an 8-8 ledger. Syracuse, also 19-11, finished in ninth place with a 7-9 record following Sunday's 92-82 loss to No. 4 Villanova, SU's third straight defeat.

STORY LINES:

- UC and Syracuse had not played each other before this season, UC's first in the BIG EAST, when they faced off twice as "mirror foes" in the league's scheduling format. They split the regular season meetings.
- Though both teams have won over 70 percent of their home games this season, neither found the home court to be an advantage when they played each other. Syracuse beat Cincinnati, 77-58, at UC's Fifth Third Arena while the Bearcats retaliated with an 82-65 win over the Orange in the Carrier Dome, the two teams' largest margins of defeat at home in 2006.
- Rebounding could be a key to the outcome of Wednesday's game. Syracuse out-rebounded Cincinnati by 24 (51-27), in its win over the Bearcats, while UC

CINCINNATI PROBABLE STARTERS

						2005-06 Statistics	
F	30	Cedric McGowan	6-6	Jr.	Miami, Fla.	8.1 pts,	7.2 reb, 0.9 ast
F	14	Eric Hicks	6-6	Sr.	Greensboro, N.C.	14.2 pts,	9.3 reb, 3.4 blk
G	21	James White	6-7	Sr.	Washington, D.C.	15.9 pts,	5.0 reb, 2.1 ast
G	13	Jihad Muhammad	5-11	Sr.	Plainfield, N.J.	10.7 pts,	2.8 reb, 1.9 ast
G	3	Devan Downey	5-10	Fr.	Chester, S.C.	12.3 pts,	2.7 reb, 4.1 ast

SYRACUSE PROBABLE STARTERS

						2005-06 Statistics	
F	33	Terrence Roberts	6-9	Jr.	Jersey City, N.J.	11.2 pts,	8.2 reb, 1.5 blk
F	34	Demetris Nichols	6-8	Jr.	Boston, Mass.	15.1 pts,	6.5 reb, 1.7 ast
C	13	Darryl Watkins	6-11	Jr.	Paterson, N.J.	6.2 pts,	7.3 reb, 3.1 blk
G	3	Gerry McNamara	6-2	Sr.	Scranton, Pa.	16.1 pts,	2.8 reb, 5.7 ast
G	23	Eric Devendorf	6-4	Fr.	Bay City, Mich.	11.6 pts,	2.5 reb, 2.4 ast

THE COACHES

- Andy Kennedy (UAB '91)
 At Cincinnati: 19-11, 1st year
 Overall: 19-11, 1st year
- Jim Boeheim (Syracuse '66)
 At Syracuse: .. 720-248, 30th year
 Overall: 720-248, 30th year

SERIES

Tied, 1-1

THIS SEASON:

SU 77, UC 58, (1/14) in Cincinnati
 UC 82, SU 65, (2/15) in Syracuse

COMPARATIVE STATISTICS

	CINCINNATI		SYRACUSE	
	Avg.	NCAA	Avg.	NCAA
Points Scored:	74.4	57th	73.1	94th
Points Allowed:	69.3	180th	69.0	124th
FG Percentage:	.426	234th	.437	178th
FG Pct. Defense:	.413	54th	.404	15th
3-FG Percentage:	.330	255th	.333	224th
3-FG Pct. Defense:	.357347
FT Percentage:	.760	10th	.638	295th
Opp. FT Pct.:	.685693
Reb./Margin:	37.1/-1.3	218th	38.8/+1.3	121st
Assists:	13.0	198th	15.5	71st
Steals	7.1	127th	9.2	20th
Blocks	5.8	13th	6.5	6th
Turnovers/Mar.:	11.5/+3.8	11th	15.4/+1.0	205th

UC-SYRACUSE SERIES

Series tied, 1-1

Wednesday's game will be the third between Cincinnati and Syracuse, all of which have occurred this season. The Orange won the first meeting, 77-58, in Cincinnati, on Jan. 14 but the Bearcats retaliated with an 82-65 win in Syracuse on Feb. 15.

2005-06	H	77-58	SU
	A	82-65	UC
Total:					Cincinnati 1, Syracuse 1
In Cincinnati:					SU 1, UC 0
Fifth Third:					SU 1, UC 0
In Syracuse:					UC 1, SU 0
Carrier Dome:					UC 1, SU 0
Neutral:					0-0

First Meeting

(24) Syracuse 77
(25) Cincinnati 58

Jan. 14, 2006

Cincinnati, OH

Final: Gerry McNamara's 29 points, 22 in the second half, led Syracuse to a 77-58 win over Cincinnati.

Defining Moment: The Orange broke the game open with a 10-0 scoring run early in the second half.

Key Stat: Syracuse scored 36 points in the paint.

Performance Leaders: James White 16 points; Eric Hicks 9 points, 7 rebounds.

SYRACUSE	min	fg-a	3fg-a	ft-a	reb	ast	to	bk	st	pf	pts
Terrence Roberts ...	40	4-8	0-0	3-5	10	1	1	1	0	2	11
Demetris Nichols	38	7-15	1-4	3-5	10	2	2	0	2	2	18
Darryl Watkins	17	2-3	0-0	0-0	5	0	1	3	0	4	4
Gerry McNamara	37	10-18	5-9	4-4	4	6	3	0	0	2	29
Eric Devendorf	17	2-5	0-2	0-0	3	0	2	0	1	5	4
Andy Rautins	4	0-1	0-1	0-0	0	1	0	0	0	1	0
Arinze Onuaku	23	3-5	0-0	0-0	8	2	1	0	0	2	6
Josh Wright	2	0-0	0-0	0-0	0	0	0	0	0	0	0
Louie McCroskey ...	22	1-8	0-1	3-4	8	0	4	0	1	4	5
Team					3	1					
Totals	200	29-63	6-17	13-18	51	12	15	4	4	22	77
		.460	.353	.722							

CINCINNATI	min	fg-a	3fg-a	ft-a	reb	ast	to	bk	st	pf	pts
Eric Hicks	31	3-8	0-0	3-7	7	0	0	0	0	4	9
James White	40	5-13	1-4	5-7	2	2	3	0	1	4	16
Cedric McGowan ...	25	3-5	0-0	0-0	8	1	2	1	1	3	6
Chadd Moore	22	2-7	0-4	0-0	1	0	1	0	0	3	4
Devan Downey	28	3-10	0-1	3-5	1	3	1	0	4	4	9
Domonick Tilford	2	0-1	0-1	2-2	0	0	0	0	0	0	2
Jihad Muhammad ..	29	2-9	2-7	0-0	2	1	0	1	1	1	6
Ronald Allen	15	1-3	1-2	1-2	2	0	0	0	1	0	4
Connor Barwin	8	0-1	0-0	2-3	1	0	0	0	1	0	2
Team					3						
Totals	200	19-57	4-19	16-26	27	7	7	2	9	19	58
		.333	.211	.615							

Halftime: Cincinnati 34, Syracuse 34. **Dead Ball Rebounds:** Syracuse 4, Cincinnati 5. **Technical:** None. **Officials:** Ed Hightower, John Hughes, Jim Haney. **Attendance:** 13,176.

Second Meeting

Cincinnati 82
Syracuse 65

Feb. 15, 2006

Syracuse, NY

Final: Four days after playing one of their worst games of the season, the Bearcats played perhaps their best in defeating Syracuse, 82-65.

Defining Moment: UC scored six straight points in the first two minutes of the second half to take the lead for good, then put the game away with a 15-2 scoring run.

Key Stat: Cincinnati outrebounded the Orange, 44-25.

Performance Leaders: Cedric McGowan 19 points (career high), 9 rebounds; Jihad Muhammad 19 points, 8 rebounds (career high); James White 18 points; Devan Downey 16 points, 7 assists.

CINCINNATI	min	fg-a	3fg-a	ft-a	reb	ast	to	bk	st	pf	pts
Eric Hicks	37	3-8	0-0	2-4	11	0	4	5	0	4	8
Cedric McGowan ...	31	8-16	2-6	1-2	9	1	1	0	0	2	19
James White	39	8-13	1-2	1-1	5	4	1	1	2	1	18
Jihad Muhammad ..	36	7-15	4-9	1-1	8	2	0	3	3	19	
Devan Downey	37	7-13	2-4	0-0	4	7	3	0	1	3	16
Chadd Moore	8	0-0	0-0	0-0	1	1	3	0	1	0	0
Ronald Allen	1	0-0	0-0	0-0	0	0	0	0	0	0	0
Connor Barwin	11	1-1	0-0	0-0	3	0	0	0	0	1	2
Team					3						
Totals	200	34-66	9-21	5-8	44	15	14	6	7	14	82
		.515	.429	.625							

SYRACUSE	min	fg-a	3fg-a	ft-a	reb	ast	to	bk	st	pf	pts
Terrence Roberts ...	34	1-6	0-1	1-2	3	3	1	2	0	2	3
Demetris Nichols	36	4-11	4-8	1-4	6	2	2	1	2	1	13
Darryl Watkins	25	2-4	0-0	2-2	5	1	0	1	0	2	6
Gerry McNamara	35	5-12	2-8	2-3	5	2	5	2	0	2	14
Eric Devendorf	25	7-13	1-3	0-0	3	0	4	1	1	3	15
Andy Rautins	4	0-0	0-0	0-0	1	0	0	0	0	0	0
Arinze Onuaku	5	0-0	0-0	0-0	2	0	0	0	1	0	0
Matt Gorman	16	4-7	1-1	1-1	1	1	1	0	0	0	10
Josh Wright	16	2-4	0-0	0-0	1	0	2	0	1	1	4
Louie McCroskey	4	0-2	0-1	0-0	0	0	0	0	1	0	0
Team					1						
Totals	200	25-59	8-22	7-12	25	12	12	5	6	11	65
		.424	.364	.583							

Halftime: Syracuse 41, Cincinnati 40. **Dead Ball Rebounds:** Cincinnati 3, Syracuse 2. **Technical:** None. **Officials:** Tim Clougherty, Tim Higgins, Steve Welmer. **Attendance:** 21,459.

ruled the boards by 19 (44-25) in its rematch victory.

- Wednesday's game will feature two of the nation's top shot-blocking teams. Syracuse was ranked No. 6 in the NCAA statistics (2/27/06), averaging 6.47 rejections per outing. Orange junior Darryl Watkins was 11th individually (2.9). Cincinnati was ranked 13th nationally in blocked shots (5.77) with senior Eric Hicks fifth individually (3.4).
- Eric Hicks, with 1,146 career points, enters the contest in a tie for 26th place on the UC career scoring list, and can move up to No. 25 with six points. Hicks, with 101 blocks, is also pursuing the single season blocks record of 107 set by Kenyon Martin in 1999-00.
- James White enters the game with 1,027 career points at UC, is No. 42 on the UC career scoring list and could reach No. 41 with three more points.

PREVIOUS MEETINGS THIS YEAR: Gerry McNamara scored 29 points, 22 in the second half, to lift Syracuse to a 77-58 win over UC on Jan. 14 in Cincinnati. The Orange broke the game open with a 10-0 scoring run early in the second half. James White scored 16 points for the Bearcats. In the rematch on Feb. 15 at Syracuse, the Bearcats scored six straight points in the first two minutes of the second half to take the lead for good, then took command with a 15-2 run in an 82-65 victory. Cedric McGowan and Jihad Muhammad each scored 19 points. Eric Devendorf led the Orange with 15.

TOURNEY TESTED: Cincinnati has won four Conference USA Tournament titles in its 10-year association with that

league, capturing crowns in 1996, 1998, 2002 and 2004, and won all four Great Midwest Tournament championships (1992-95) during the history of that conference. The Bearcats have a 37-19 mark in all conference postseason tournaments.

NOTES ON THE GARDEN: While this is Cincinnati's first appearance in the BIG EAST Tournament, the Bearcats are no strangers to Madison Square Garden. UC has compiled an 18-13 record in appearances at MSG. UC is 2-5 in five NIT appearances in the Garden, posting a third place finish in the 1955 NIT. Cincinnati has also won a pair of Holiday Festival tourney crowns (1959, 1961). The Bearcats' last appearance occurred on Feb. 23, 1979 when they defeated Seton Hall, 83-77.

MARCH MADNESS: Over the past 14 years, Cincinnati has posted a 59-27 record during the month of March, underscoring the Bearcats' reputation as a team which is primed for postseason. Since the 1957-58 season, when UC first qualified for the NCAA Tournament, Cincinnati has compiled a 119-62 (.657) ledger in games played in the month of March.

COMPUTERS LIKE THE CATS: The Bearcats have been a Top 30 team most of the season in the computer ratings. UC entered postseason play No. 319 in the RPI and No. 26 in the Sagarin Index.

TOUGH SCHEDULE: One reason for Cincinnati's lofty rankings in the Sagarin and RPI is the team's demanding

schedule. The Bearcats were rated No. 4 in the RPI and No. 5 in the Sagarin Index in strength of schedule rankings at the conclusion of the regular season.

NOTES FROM THE WVU GAME:

- The Bearcats snapped a 14-game losing streak to ranked opponents and won their first in nine chances this year. The last win over a ranked team was an 83-79 victory over No. 20 Memphis on March 6, 2004 in the final home game of that season.
- UC shot .537 from the field, its highest field goal percentage in league play this year.
- Eric Hicks scored 18 points to move into a tie for 26th place with Jim Holstein on UC's career scoring list with 1,146.
- Devan Downey recorded his second career double-double with 16 points and 10 assists.
- UC had only seven turnovers, the 11th time this season the Bearcats finished with single digits in turnovers.
- Jihad Muhammad, with 17 points, scored in double-figures for the ninth-straight game.
- James White scored 15 points to move into 42nd place on UC's career list with 1,027 points. He has 1,209 for his career.

MUHAMMAD TAKES OFFENSE: Jihad Muhammad has taken on a larger role in the offense. The 5-11 senior has averaged 17.2 points over his last nine games, due in part to his marksmanship from the 3-point arc. Muhammad has made 29 of his last 69 trey attempts (.420). He matched his season scoring high with 21 points vs. Seton Hall on Feb. 28, making 7-of-10 shots from the field including 4-of-6 from 3-point range. He had a 19-point performance in the Feb. 15 win at Syracuse. Muhammad ignited UC's offense in the Feb. 6 win over Louisville by sinking consecutive 3s early in the game, and tied a season best with five in that game.

	Pts	Reb	Ast	FG%	3G%
First 21 gm.	8.6	2.5	1.7	.382	.351
Last 9 gms.	17.2	3.4	2.6	.466	.420
Conf.	12.8	3.3	1.9	.403	.349

HICKS MOVING UP BLOCKS LIST: Eric Hicks, with 101 blocks this season, now has the second-highest single season blocks total. Hicks is making a run at the record of 107 set by Kenyon Martin in 1999-00.

1. Kenyon Martin, 1999-00	107
2. Eric Hicks, 2005-06	101
3. Jason Maxiell, 2004-05	91
4. Kenyon Martin, 1997-98	83
5. Kenyon Martin, 1998-99	78

1. Kenyon Martin, 1996-00	292
2. Jason Maxiell, 2001-05	252
3. Eric Hicks, 2002-06	244

Hicks is in third place at Cincinnati in career blocks with 244, trailing Martin (292) and Jason Maxiell (252). Hicks, who blocked a school record-tying 10 shots in the win over Marquette, has blocked at least one shot in 59 of his last 62 games. Hicks is ranked fifth nationally in blocked shots in the NCAA stats (Feb. 27).

HICKS CLIMBS SCORING LADDER: Eric Hicks is climbing UC's career scoring chart. The senior is currently tied for 26th place with Jim Holstein (1950-52) with 1,146 points. In 25th place is Tom Thacker (1961-63) with 1,152 points.

Rk.	G	Pts
24. Rick Roberson, 1967-69	76	1,196
25. Tom Thacker, 1961-63	89	1,152
26. Jim Holstein, 1950-52	75	1,146
Eric Hicks, 2002-06	113	1,146
28. George Wilson, 1962-64	85	1,124

HICKS DOUBLES UP: Eric Hicks is averaging a double-double (14.9 points, 10.0 rebounds) over his last 20 games. The 6-6 senior has posted nine double-doubles in his last 18 games. Hicks turned in his 11th double-double of the season and 24th of his career when he posted 14

LAST GAME		Cincinnati	78								
		(16) W. Virginia	75								
Mar. 4, 2006		Cincinnati, OH									
Final: Eric Hicks, with 18 points, led four Bearcat double digit scorers as Cincinnati defeated West Virginia, 78-75.											
Defining Moment: UC saw a 13-point second-half lead shrink to mere point in the final seconds, but Devan Downey clinched the game with a pair of free throw with 1.3 seconds to play.											
Key Stats: UC shot .537 from the field and committed just seven turnovers.											
Performance Leaders: Hicks 18 points, 8 rebounds; Jihad Muhammad 17 points; Devan Downey 16 points, 5 rebounds, 10 assists; James White 15 points, 6 rebounds.											
WEST VIRGINIA											
	min	fg-a	3fg-a	ft-a	reb	ast	to	bk	st	pf	pts
Mike Gansley	34	7-9	5-6	1-2	2	1	3	0	0	1	20
Frank Young	30	5-7	3-4	0-1	7	4	1	1	0	2	13
Kevin Pittsnogle	38	9-17	2-6	3-3	9	2	1	2	0	1	23
J.D. Collins	29	2-3	0-0	1-3	3	2	1	2	1	1	5
Johannes Herber	31	2-10	0-5	0-0	2	5	1	0	0	5	4
Patrick Bellein	25	3-8	2-6	0-0	1	2	0	0	0	4	8
Darris Nichols	11	1-3	0-1	0-0	1	1	0	0	0	1	2
Rob Summers	2	0-0	0-0	0-0	0	0	0	0	0	0	0
Team					1						
Totals	200	29-57	12-28	5-9	26	17	7	5	1	15	75
		.509	.429	.556							
CINCINNATI											
	min	fg-a	3fg-a	ft-a	reb	ast	to	bk	st	pf	pts
Eric Hicks	36	7-11	1-1	3-4	8	0	1	1	0	1	18
James White	35	5-9	1-5	4-4	6	1	3	0	0	3	15
Chadd Moore	33	2-3	2-3	0-1	4	4	1	0	0	3	6
Devan Downey	36	6-13	0-1	4-4	5	10	1	0	0	2	16
Jihad Muhammad	36	6-12	3-7	2-2	2	2	1	0	1	1	17
Ronald Allen	1	0-0	0-0	0-0	0	0	0	0	0	0	0
Cedric McGowan	21	3-6	0-0	0-0	5	0	0	0	0	2	6
Connor Barwin	2	0-0	0-0	0-0	0	0	0	0	0	0	0
Team					0						
Totals	200	29-54	7-17	13-15	30	17	7	1	1	12	78
		.537	.412	.867							
Halftime: Cincinnati 37, West Virginia 31. Dead Ball Rebounds: Cincinnati 1, West Virginia 2. Technical: None. Officials: Tim Higgins, Jim Haney, Earl Walton. Attendance: 13,176.											

BASKETBALL POLLS		Feb. 27			
Associated Press		ESPN/USA Today			
	Record Pts		Record Pts		
1. Duke (65)	27-1 1791	1. Duke (27)	27-1 771		
2. Connecticut (6)	25-2 1725	2. Connecticut (1)	25-2 732		
3. Memphis (1)	26-2 1628	3. Memphis (3)	26-2 716		
4. Villanova	22-3 1605	4. Villanova	22-3 677		
5. Gonzaga	24-3 1508	5. Gonzaga	24-3 647		
6. Texas	24-4 1399	6. Geo. Wash.	24-1 598		
7. Geo. Wash.	24-1 1378	7. Texas	24-4 595		
8. Pittsburgh	21-4 1236	8. Ohio State	21-4 535		
9. Ohio State	21-4 1209	9. Pittsburgh	21-4 527		
10. Illinois	23-5 1116	10. Illinois	23-5 493		
11. Tennessee	20-5 976	11. Tennessee	20-5 440		
12. Boston College	22-6 971	12. Boston College	22-6 399		
13. North Carolina	19-6 814	13. UCLA	22-6 390		
14. Washington	22-5 804	14. Florida	22-6 311		
15. UCLA	22-6 717	15. North Carolina	19-6 294		
16. West Virginia	19-8 215	16. Washington	22-5 291		
17. Florida	22-6 628	17. Oklahoma	19-6 289		
18. Kansas	20-7 514	18. West Virginia	19-8 215		
19. Oklahoma	19-6 502	19. N.C. State	21-7 206		
20. Georgetown	19-7 480	20. Georgetown	19-7 192		
21. LSU	20-7 425	21. LSU	20-7 189		
22. N.C. State	21-7 385	22. Kansas	20-7 174		
23. Iowa	20-8 234	23. Michigan State	19-9 88		
24. Nevada	22-5 193	24. Iowa	20-8 87		
25. Michigan State	19-9 178	25. Wisconsin	19-8 42		
Also Receiving Votes: Marquette 98		Also Receiving Votes: Marquette 23			
Cincinnati's Weekly Rankings					
Date	AP	ESPN	Date	AP	ESPN
Preseason	46th	—	Jan. 9	25th	26th
Nov. 15	—	—	Jan. 16	36th	37th
Nov. 21	—	—	Jan. 23	46th	36th
Nov. 28	53rd	37th	Jan. 30	—	—
Dec. 5	—	—	Feb. 6	—	—
Dec. 12	—	—	Feb. 13	—	—
Dec. 19	38th	46th	Feb. 20	—	—
Dec. 26	36th	43rd	Feb. 27	—	—
Jan. 2	30th	35th			

2005-06 BIG EAST STANDINGS

Through March 5, 2006

STANDINGS	BIG EAST			Overall						
	W	L	Pct	W	L	Pct	H	A	N	Streak
1. Connecticut ^{2/2}	14	2	.875	27	2	.931	16-0	8-2	3-0	W5
Villanova ^{4/4}	14	2	.875	24	3	.889	12-1	10-2	2-0	W2
3. West Virginia ^{16/18} ...	11	5	.688	20	9	.690	13-2	5-4	2-3	L1
4. Marquette	10	6	.625	20	9	.690	14-2	3-7	3-0	W1
Georgetown ^{20/20}	10	6	.625	19	8	.704	11-2	7-6	1-0	L1
Pittsburgh ^{8/9}	10	6	.625	21	6	.778	16-1	5-5	0-0	L2
7. Seton Hall	9	7	.563	18	10	.643	13-4	5-6	0-0	W2
8. Cincinnati	8	8	.500	19	11	.633	13-4	3-7	3-0	W1
9. Syracuse	7	9	.438	19	11	.633	14-5	3-5	2-1	L3
Rutgers	7	9	.438	17	12	.586	12-5	4-6	1-1	W2
11. Louisville	6	10	.375	18	11	.621	16-3	1-8	1-0	L1
Notre Dame	6	10	.375	15	12	.556	11-5	4-6	0-1	W2
13. Providence	5	11	.313	12	15	.444	9-7	3-8	0-0	L3
DePaul	5	11	.313	12	15	.444	7-7	4-8	1-0	L1
St. John's	5	11	.313	12	15	.444	10-7	2-8	0-0	L2
16. USF	1	15	.063	7	22	.241	4-10	1-9	2-3	W1

CINCINNATI CONFERENCE/NCAA STAT RANKINGS

Individual	Avg Player	Conf.	NCAA	Team Stat Rank	Avg	Conf.	NCAA
Scoring	15.9 James White	11th	Scoring Offense	74.4	6th 57th
.....	14.2 Eric Hicks	19th	Scoring Defense	69.3	14th 180th
Rebounding	9.3 Eric Hicks	4th 27th	Scoring Margin	+5.2	10th 74th
.....	7.2 Cedric McGowan	10th	FG Pct. Offense426	12th 234th
Off. Reb	4.30 Eric Hicks	1st	FG Pct. Defense413	7th 54th
Def. Reb	5.03 Eric Hicks	7th	3-Point FG Pct. Offense330	14th 255th
.....	5.00 Cedric McGowan	8th	3-Point FG Pct. Defense357	15th
Assists	4.10 Devan Downey	9th	3-Point FG/Game	6.13	10th 193rd
FG Pct.483 James White	6th	FT Percentage760	1st 10th
.....	.471 Eric Hicks	8th	Rebound Margin	-1.3	14th 218th
3FG Pct.367 Jihad Muhammad	15th	Offensive Rebounds	13.07	6th
FT Pct.839 James White	7th 32nd	Defensive Rebounds	24.03	8th
.....	.804 Devan Downey	10th	Assists	13.00	11th 198th
Blocks	3.37 Eric Hicks	2nd 5th	Blocks	5.77	3rd 13th
Steals	1.97 Devan Downey	4th	Steals	7.13	6th 127th
Assit/TO	1.92 Devan Downey	5th	Turnover Margin	+3.83	3rd 11th
				Assists/TO Ratio:	1.13	6th

FIFTH THIRD ARENA, Please

When referring to the home playing venue of the Bearcats, we ask that you use **Fifth Third Arena**.

The complex housing the arena is the Myrl Shoemaker Center, and the games are played on Ed Jucker Court. However, the proper name of the basketball arena is **Fifth Third Arena**. This is the only way to correctly reference the playing venue.

Fifth Third Arena is the home of the UC men's and women's basketball teams and



women's volleyball team, as well as the site of concerts, high school events, tournaments, inaugurations, commencements, and other special events.

points and 12 rebounds in the Feb. 6 win over Louisville. Hicks averaged 21.0 points, 13.5 rebounds and 5.5 blocks in a pair of victories to earn BIG EAST co-Player of the Week honors on Jan. 9. Hicks notched a triple double with 22 points, 12 rebounds and a school record-tying 10 blocked shots in a victory over Marquette (1/7/06).

HICKS EARNS ALL-DISTRICT HONORS: Eric Hicks has been selected to the All-District 10 first team by the National Association of Basketball Coaches. Hicks is now eligible for the NABC All-American teams, which will be selected and announced at the conclusion of the season. Last year as a junior, Hicks was named second team All-District team by the NABC.

WHITE JOINS UC 1,000 POINT CLUB: James White became the 44th UC player to top the 1,000-point mark in career scoring. The 6-7 senior finished the regular season with 1,027 points as a Bearcat, putting him No. 42 on UC's career scoring list. He needs three points to reach No. 41. White, who began his career at Florida, has 1,209 points for his college career.

DOWNEY PLAYS BIG FOR THE BEARCATS: It might be said that as Devan Downey goes, so go the Bearcats. Downey has played key roles in several Bearcat victories this season, and on the year, has averaged 14.7 points and 4.8 assists in Cincinnati's wins. When put in critical situations, Downey has performed unlike the freshman he is.

- He has made game-clinching free throws in the final seconds of Cincinnati's last two victories. Downey made two free throws (in a one-and-one situation) with 1.7 seconds to play in the Mar. 4 win over No. 16 West Virginia. He scored the game-winning points, breaking a tie with a pair of foul shots with 3.4 seconds remaining in the 66-64 win over Providence on Feb. 17.

Devan Downey's Comparisons

	Pts	Reb	Ast	Stl	FG%
Wins	14.7	2.9	4.8	2.1	.463
Losses	8.0	2.2	2.9	1.7	.294
Season	12.3	2.7	4.1	2.0	.406

BEARCAT STARTING LINEUPS

Opponent	WL	Forward	Forward	Forward	Guard	Guard	Lineup No.	Record
Murray State	W	Hicks	McGowan	Kirkland	White	Muhammad	1	1-0
Illinois State	W	Hicks	McGowan	Kirkland	White	Muhammad	1	2-0
Holy Cross	W	Hicks	McGowan	Kirkland	White	Downey	2	1-0
Dayton	L	Hicks	McGowan	Kirkland	White	Downey	2	1-1
Memphis	L	Hicks	McGowan	Kirkland	White	Downey	2	1-2
Vanderbilt	W	Hicks	McGowan	Kirkland	White	Downey	2	2-2
Ohio	W	Hicks	McGowan	Kirkland	White	Downey	2	3-2
Tenn. Tech	W	Hicks	McGowan	White	Moore	Downey	3	1-0
Ark.-Monticello	W	Hicks	McGowan	Kirkland	White	Downey	2	4-2
Dayton	W	Hicks	McGowan	Kirkland	White	Downey	2	5-2
LSU	W	Hicks	McGowan	Kirkland	White	Downey	2	6-2
Miami (Ohio)	W	Hicks	McGowan	Kirkland	White	Downey	2	7-2
N. C. A&T	W	Hicks	McGowan	Kirkland	White	Downey	2	8-2
DePaul	W	Hicks	McGowan	Kirkland	White	Downey	2	9-2
Marquette	W	Hicks	McGowan	Kirkland	White	Downey	2	10-2
Connecticut	L	Hicks	McGowan	Kirkland	White	Downey	2	10-3
Syracuse	L	Hicks	McGowan	White	Moore	Downey	3	1-1
Xavier	L	Hicks	McGowan	White	Moore	Downey	3	1-2
Rutgers	W	Hicks	McGowan	White	Moore	Downey	3	2-2
Louisville	L	Hicks	McGowan	White	Moore	Downey	3	2-3
Georgetown	L	Hicks	McGowan	White	Muhammad	Downey	4	0-1
USF	W	Hicks	McGowan	Allen	Muhammad	White	5	1-0
West Virginia	L	Hicks	McGowan	White	Muhammad	Downey	4	0-2
Louisville	W	Hicks	McGowan	White	Muhammad	Downey	4	1-2
Pittsburgh	L	Hicks	McGowan	White	Muhammad	Downey	4	1-3
Syracuse	W	Hicks	McGowan	White	Muhammad	Downey	4	2-3
Providence	W	Hicks	McGowan	White	Muhammad	Downey	4	3-3
Villanova	L	Hicks	McGowan	White	Muhammad	Downey	4	3-4
Seton Hall	L	Hicks	McGowan	White	Muhammad	Downey	4	3-5
West Virginia	W	Hicks	White	Moore	Muhammad	Downey	6	1-0

- Downey finished with 17 points and 10 assists in the win over West Virginia, his second double-double.
- On Feb. 15, Downey had 16 points and seven assists in the win at Syracuse.
- On Feb. 6, Downey scored 15 points in the win over Louisville, hitting a trey with 2:47 to play that gave UC a four-point lead and then cutting through the lane for a layup with 20 seconds remaining that clinched the 74-68 win.
- On Jan. 22, Downey keyed the win over Rutgers with 21 points, four assists and four steals.
- On Jan. 19 vs. Xavier, he scored 22 points and drilled a clutch 3-pointer in the final 30 seconds which helped send the game into overtime. He also had five rebounds, five assists and three steals.
- On Dec. 30 vs. North Carolina A&T, he passed for a career-high 11 assists and scored 13 points for his first career double-double.
- On Dec. 10, Downey keyed UC's 92-83 win over Vanderbilt by scoring 18 points, 16 in the second half, earning BIG EAST Conference Rookie of the Week honors.
- On Dec. 14 vs. Ohio, Downey scored a career-high 24 points, shooting 10-of-16 from the field, and had five assists and four steals.
- Downey averaged 14.7 points, 5.1 assists and 2.1 steals during UC's 10-game winning streak earlier this season.

The Bearcats' 5-10 point guard leads the team in assists (4.1) and steals (2.0) and is third in scoring (12.3).

DOWNEY GRAND LARCENY: Devan Downey, who leads the Bearcats in steals (2.0) has recorded three or more steals in 11 different games and has made at least

BEARCAT RECORDS WHEN...

Home games	13-4
Away games	3-7
Neutral site games	3-0
BIG EAST games	8-8
vs. Top 25 teams	1-8
vs. RPI Top 100 teams	11-11
Overtime games	1-1
Lead at halftime	15-3
Trail at halftime	4-7
Tied at halftime	0-1
Lead with 10:00 remaining	16-2
Trail with 10:00 remaining	3-9
Lead with 5:00 remaining	17-1
Trail with 5:00 remaining	2-10
Tied with 5:00 remaining	0-0
Lead with 2:00 remaining	17-0
Trail with 2:00 remaining	2-10
Tied with 2:00 remaining	0-1
Shoot better from the field	14-1
Shoot worse from the field	5-10
Shoot 50% or better	5-0
Shoot below 50%	14-11
Opp. shoots 50% or better	2-2
Opp. shoots below 50%	17-9
Opp. shoots below 40%	10-3
Make 7 or fewer 3-point FGs	12-8
Make more than 7 3-point FGs	7-3
Shoot more FTs than opp.	14-4
Out-rebound the opponent	11-2
Opponent out-rebounds UC	8-9
Commit fewer turnovers	15-6
Commit the same no. of TOs	1-0
Commit 12 or fewer turnovers	10-6
Outscore opponents' bench	7-3
1-3 point games	3-2
4-5 point games	3-0
6-10 point games	2-4
11-19 point games	6-4
20-plus point games	5-1
Score 59 or fewer points	0-5
Score 60-69 points	1-3
Score over 70-79 points	10-2
Score over 80 points	8-1
Hold opp. to 51-60 points	3-0
Hold opp. to 61-70 points	12-2
Opp. scores 70-plus points	4-9
Largest opening run	8-0
Largest scoring run	15-0
Largest first half lead	26
Largest first half deficit	19
Largest second half lead	44
Largest second half deficit	27
Largest deficit overcome to win	12
Largest second half lead lost	12

Cincinnati Projected Starters

14 Eric Hicks • First team All-BIG EAST selection • first team NABC All-District 10 • team leader in rebounding (9.4) • No. 5 nationally in blocks (3.4) • averaging a double-double (14.9 points, 10.0 rebounds) last 20 games • 21 points vs. No. 2 Villanova • 15 points, career-high tying 17 rebounds vs. Louisville • triple-double 22 points, 12 rebounds, 10 blocks vs. Marquette • career-high 24 points, 7 blocks, 10 rebounds vs. N.C. A&T • 24 career double-doubles • has a blocked shot in 59 of his last 62 games

Career Highs 24 points • 17 rebounds • 10 blocks • 3 steals

30 Cedric McGowan • team's second-leading rebounder (7.2) • scored in double figures 11 times • career-high 19 points, 9 rebounds vs. Syracuse • 11 rebounds vs. West Virginia • career-high 20 rebounds and 13 points vs. DePaul • has started 29 of 30 games • honorable mention JUCO All-American honors in 2004-05

Career Highs 19 points • 20 rebounds • 3 assists • 3 steals

21 James White • Honorable mention All-BIG EAST • double-digit scoring in 26 of 30 games • 20.0 points in 2-game win streak • 22 points vs. Providence • 18 points vs. Syracuse • season-high 23 points vs. N.C.A&T • 19 points, 8 in final 2:27 to rally UC in win over LSU • 21 points, 5 in the final 46 seconds to send the game into OT vs. Murray State

Career Highs 25 points • 11 rebounds • 9 assists • 4 steals

13 Jihad Muhammad • started last 10 games • team's top scorer last 9 games—17.2 points • 19.0 points, .591 FG% in last 2 games • 21 points, 7-of-10 FGs vs. Seton Hall • 21 points, 9-of-16 FGs vs. Pittsburgh • 19 points, career-high 8 rebounds vs. Syracuse • leads team with 58 treys • career-high 24 points vs. Tulane in 2004-05

Career Highs 24 points • 8 rebounds • 7 assists • 4 steals

3 Devan Downey • BIG EAST All-Rookie selection • earned BIG EAST Rookie of the Week 3 times • leader in assists (4.1) and steals (2.0) • 17 points, 10 assists, game-clinching FT's vs. West Virginia • 16 points, game-winning FT's in final 3 seconds vs. Providence • 15 points, clinching FG vs. Louisville • career-high 11 assists, 13 points vs. N.C. A&T • has had a steal in all but 4 games

Career Highs 24 points • 7 rebounds • 11 assists • 5 steals

The Graduates:

With three of the four seniors on the 2004-05 team earning their degrees, Cincinnati's graduation rate in men's basketball continues to rise.

- 11 of the 18 departing seniors over the past four seasons have earned their degrees.
- 27 of the players who completed their eligibility since 1990 have earned their degrees.
- Cincinnati had a 100 percent graduation rate in men's basketball on the 2002 NCAA Division I Graduation Rates Report, for the class which entered in 1995-96.
- Cincinnati won the Conference USA Sport Academic Award in men's basketball in 2001-02 for having the highest team grade point average in that sport.

Bearcat Bench

1 Chadd Moore • 6-2 Sr. G • playing time has increased (21.0 minutes) over last 15 games since Armein Kirkland's injury • season-high 14 points, 4-of-5 3-FG vs. Villanova • season-high 6 assists vs. USF • 11 points, game-clinching steal and 2 FTs vs. Rutgers • 4 steals vs. DePaul • Comeback Player of the Year candidate who quit basketball due to chronic back problems last year • 5 starts in 2004-05

15 pts • 5 reb • 10 ast • 4 stls

2 Domonic Tilford • 5-11 Fr. G • appeared in 8 of the last 11 games • 5 points in 5 minutes vs. No. 2 Villanova • 4 points, career-high 2 rebounds vs. Pittsburgh • career-high tying 3 assists vs. Louisville • 8 points, 3-3 FG in UC debut vs. Murray State • Kentucky high school Player of the Year and first team all-state selection

8 pts • 2 reb • 3 asts • 1 stls

23 Ronald Allen • 6-9 Jr. F-C • has been a top sub to the front line, playing in all 30 games • tied career high with 11 points vs. N.C. A&T • 11 points, five rebounds vs. Holy Cross • 10-of-25 3FGA • joined UC after Hurricane Katrina closed Xavier (La.) and forced him to flee New Orleans

11 pts • 5 reb • 1 ast • 1 blks

51 Connor Barwin • 6-4 Fr. F • tops of new walk-ons • 8 rebounds over his last 5 games • career-high 6 points vs. Pittsburgh • 4 points, 4 rebounds vs. Rutgers • joined team as a walk-on Jan. 11 • averaged 18.0 yards on 8 catches as TE on football team, scoring a TD vs. UConn

6 pts • 4 reb • 1 ast • 1 stls

20 Branden Miller • 6-4 Fr. G • joined team as a walk-on • career-high 4 minutes vs. Pittsburgh • sank a trey vs. Georgetown • scored a point vs. N.C. A&T • tallied first points vs. Tenn. Tech • conference player of the year at Indian Hill High • earned third team all-state honors in soccer

3 pts • 1 reb • 1 ast • 1 stls

32 Angelo Craig • 6-5 So. F • joined team as a walk-on Jan. 11 • seeking his first game action but is a valuable contributor in practice • three-year member of football team (OLB) • all-league cager in high school

0 pts • 0 reb • 0 ast • 0 stls

one steal in all but five games this season. He once had a streak of 14 games with at least one steal.

WHITE TURNS IT ON: James White has consistently been a leader to UC's success in 2005-06. The 6-7 senior, who leads the team in scoring with his 15.9-point average, has been a consistent point producer. White has scored in double figures in all but four contests. The production is a significant boost for White, who averaged 10.0 points last season and entered the year with an 8.1 career scoring average. He has had the following game-setting performances:

- White exploded for 22 points, matching a career high with four 3-pointers, and grabbed seven rebounds in the victory over Providence on Feb. 17. His trey with 2:57 to play gave UC a 64-62 lead.
- He tallied 18 points, five rebounds, and finished with four assists and a pair of steals in the Feb. 15 win at Syracuse.
- On Dec. 23, White rallied UC from a five-point deficit in the final two and a half minutes for a 75-72 win over LSU. He hit back-to-back 3-pointers at the 2:27 and 1:51 marks and sank a pair of clinching free throws with 17 seconds to play.
- White tallied 17 points, on 7-of-9 shooting, and had three steals in the win over Vanderbilt on Dec. 10, that snapped Vandy's 28-game non-conference home win streak.

OTHER BEARCAT BITS:

- After shooting less than 40 percent in their three previous games, the Bearcats exploded for a .537 percentage in their regular season finale win over No. 16 West Virginia.
- UC has committed single digit turnovers 11 times this season, most recently vs. No. 16 West Virginia (Mar. 4) and No. 2 Villanova (Feb. 23).
- Four times this season, Cincinnati has avenged an earlier defeat to an opponent. The Bearcats lost to Dayton, Louisville, Syracuse, and West Virginia the first time they played these teams, then rebounded to beat each of these teams the next time they played.
- Cincinnati set a school record with 18 blocked shots in the Jan. 7 win at Marquette, topping the old UC mark of 15 set by the 1999-00 team vs. Iowa

2005-06 Cincinnati Roster

Numerical

No.	Name	Pos	Ht.	Wt.	Class	Exp	Hometown (High School/JC)
1	Chadd Moore	G	6-2	175	Sr.	3L	Huntsville, Ala. (Oak Hill (Va.) Acad.)
2	Domonic Tilford	G	5-11	170	Fr.	HS	Louisville, Ky. (Jeffersontown)
3	Devan Downey	G	5-10	175	Fr.	HS	Chester, S.C. (Chester)
13	Jihad Muhammad	G	5-11	175	Sr.	1L	Plainfield, N.J. (Plainfield/San Jacinto)
14	Eric Hicks	F	6-6	245	Sr.	3L	Greensboro, N.C. (Dudley)
20	Branden Miller	G	6-4	180	Fr.	HS	Cincinnati, Ohio (Indian Hill)
21	James White	G-F	6-7	200	Sr.	2L	Washington, D.C. (Hargrave Acad./trans.-Florida)
23	Ronald Allen	F-C	6-9	225	Jr.	Tr	Los Angeles, Calif. (Artesia/L.A. College/tr-Xavier La.)
30	Cedric McGowan	F	6-6	230	Jr.	JC	Miami, Fla. (Northwestern/Kilgore)
51	Connor Barwin	F	6-4	240	Fr.	HS	Hazel Park, Mich. (U. of Detroit Jesuit)

KEY: 1L—one letter, 2L—two letters, etc.; JC—junior college; HS—high school; TR—transfer; 1sq—one year on squad.

Pronunciation

Devan Downey DEH-vun
 Cedric McGowan SED-rick mah-GOW-uhn
 Jihad Muhammad ja-HOD ma-HA-mud
 Domonic Tilford DAH-mohn-ick TILL-ford

State. Eric Hicks tied a UC record with 10 blocks and James White had a career-best four rejections vs. Marquette.

- UC's 173 blocks this season is the third-highest single season total in school history.
- Cincinnati has held 14 opponents under the .400 mark in field goal percentage. UC has posted sub-.400 defensive field goal percentages in six of the last eight seasons.
- The Bearcats have scored 80 or more points in nine games this season, topping the 100-point mark twice. UC tallied 105 points vs. Tennessee Tech on Dec. 17, then matched that with 105 points vs. North Carolina A&T on Dec. 30.
- UC shot a season-high .563 vs. Tennessee Tech on Dec. 17 and had a .552 effort vs. North Carolina A&T on Dec. 30.
- Cincinnati has had at least five double-figure scorers seven times during the course of the season. Six Bearcats reached double figures in scoring in the Dec. 30 win over North Carolina A&T.
- UC recorded a season-high 25 assists vs. North Carolina A&T on Dec. 30.
- The Bearcats set a season high for

rebounds (53) in the Jan. 4 win vs. DePaul.

BEARCATS' LEAGUE HONORS:

- **Eric Hicks** was named BIG EAST co-Player of the Week on Jan. 9 after averaging 21.0 points, 13.5 rebounds and 5.5 blocks in wins over DePaul and Marquette. Hicks previously earned BIG EAST Honor Roll recognition on Dec. 5 and Jan. 2.
- **Devan Downey** has earned BIG EAST Conference Rookie of the Week honors three times this season. He won the award in back-to-back weeks (Dec. 10, Dec. 17) and again on Feb. 20.
- **James White** was named to the BIG EAST Honor Roll on Dec. 19, Dec. 26 and Feb. 20.

STREAK IN JEOPARDY: Cincinnati's streak of winning a conference championship each time the Bearcats have joined a new league is in jeopardy. UC captured the Buckeye Athletic Association title in 1925-26, the Mid-American Conference championship in 1946-47, the Missouri Valley Conference crown in 1957-58, the Metro Conference Tournament championship in 1975-76, the regular season and tournament titles in the Great Midwest Conference in 1991-92, and the regular season and tourney championships of Conference USA in 1995-96.

PRESEASON NO. 1 Cincinnati 99
Hillsdale 71

Nov. 3, 2005 Cincinnati, OH

Final: Six Bearcats scored in double figures as Cincinnati rolled to a 99-71 exhibition game victory over Hillsdale.

Defining Moment: UC outscored Hillsdale, 13-6, in the final 3:53 of the first half.

Key Stats: Cincinnati shot .524 from the field.

Performance Leaders: Eric Hicks 15 points, 8 rebounds; Jihad Muhammad 15 points; James White 15 points.

HILLSDALE	min	fg-a	3fg-a	ft-a	reb	ast	to	bk	st	pf	pts
John Farr	25	2-5	1-1	0-0	3	0	2	1	1	3	4
Tim Homan	29	6-16	3-10	3-3	5	2	1	1	1	1	18
John Hamood	32	1-4	1-3	0-1	7	4	4	0	1	0	3
Drew Powell	20	1-5	0-1	0-0	2	1	4	0	1	2	2
Cory Coe	30	6-12	4-8	1-2	3	3	0	1	4	17	
Felix Fanning	2	0-0	0-0	0-0	0	0	2	0	0	0	0
Evan Steward	3	0-0	0-0	0-0	1	0	0	0	0	0	0
Jason Moore	11	2-3	1-1	0-0	2	0	0	0	0	0	5
Michael Applegate	0+	0-0	0-0	0-0	0	1	0	0	0	0	0
Travis Worst	15	2-8	0-2	0-1	3	0	2	0	0	2	4
Tony Gugion	17	1-7	0-1	3-4	9	0	0	0	0	2	5
Jason Weaver	14	5-6	1-1	1-2	1	1	1	0	0	3	12
Jesse Richards	2	0-0	0-0	0-0	1	1	0	0	0	0	0
Team					1	1					
Totals	200	26-66	11-28	8-13	37	14	21	2	4	19	71
		.394	.393	.615							

CINCINNATI	min	fg-a	3fg-a	ft-a	reb	ast	to	bk	st	pf	pts
Eric Hicks	20	6-8	1-2	2-5	8	0	1	2	0	2	15
Cedric McGowan	27	2-4	0-0	0-0	2	0	1	0	0	1	4
Armein Kirkland	21	3-9	2-3	2-2	6	4	3	1	0	0	10
Jihad Muhammad	23	5-8	5-7	0-0	1	4	0	0	2	0	15
James White	25	5-7	1-2	4-6	3	1	2	2	2	15	
Chadd Moore	13	5-6	3-4	0-0	1	0	1	0	1	1	13
Dominic Tilford	8	1-5	0-2	4-5	0	0	1	0	2	0	6
Devan Downey	17	2-6	0-1	1-2	4	5	2	0	1	1	5
Pat Watt	4	0-0	0-0	0-0	0	0	0	0	0	1	0
Branden Miller	4	0-0	0-0	1-2	0	0	0	0	0	0	1
Ronald Allen	12	1-1	0-0	2-2	5	1	1	0	0	2	4
DeAndre Coleman	18	3-7	2-6	3-4	5	0	0	0	0	2	11
Ryan Patzwald	8	0-2	0-2	0-0	0	1	0	0	0	0	0
Team					1						
Totals	200	33-63	14-29	19-28	36	18	11	5	8	15	99
		.524	.483	.679							

Halftime: Cincinnati 49, Hillsdale 40. **Dead Ball Rebounds:** Cincinnati 6, Hillsdale 0. **Technical:** None. **Officials:** Ted Hillary, Curtis Shaw, Ron Tyburski. **Attendance:** 6,163.

GAME 1 Cincinnati 79
Murray State 75

Nov. 19, 2005 Cincinnati, OH

Final: James White scored five points in the final 46 seconds to send the game into overtime to lead Cincinnati to a 79-75 win over Murray State.

Defining Moment: White turned in a three-point play with 46 seconds remaining, then made a steal and drove for the game-tying dunk with six seconds left.

Key Stat: Cincinnati outscored Murray State at the foul line, 22-12.

Performance Leaders: White 21 points, 5 rebounds; Eric Hicks 18 points, 10 rebounds; Cedric McGowan 9 points, 10 rebounds.

MURRAY STATE	min	fg-a	3fg-a	ft-a	reb	ast	to	bk	st	pf	pts
Shawn Witherspoon	36	5-13	2-7	0-0	12	4	3	0	0	3	12
Justin Orr	43	6-11	1-5	0-0	3	3	1	1	0	1	13
Pearson Griffith	23	2-10	0-0	1-2	5	0	2	5	1	5	5
Trey Pearson	37	4-12	2-5	8-8	7	0	1	0	4	3	8
Keith Jenifer	32	2-6	1-1	0-0	4	3	0	1	3	5	
Tyler Holloway	3	1-2	0-0	0-0	0	0	0	0	0	0	0
Darnell Hopkins	18	1-3	0-2	0-0	3	2	3	0	0	1	2
Rob Kennedy	6	3-4	1-1	0-0	1	0	0	0	0	2	7
Issian Redding	12	1-5	1-3	0-0	3	1	0	0	0	2	3
Charles Johnson	15	2-4	0-0	3-3	2	1	1	0	0	2	7
Team					1	1					
Totals	225	27-70	9-26	12-13	41	14	15	6	6	22	75
		.386	.346	.923							

CINCINNATI	min	fg-a	3fg-a	ft-a	reb	ast	to	bk	st	pf	pts
Eric Hicks	42	6-15	0-1	6-7	10	1	1	0	0	2	18
Cedric McGowan	32	4-8	0-1	1-2	10	2	0	0	0	3	9
Armein Kirkland	35	1-9	1-6	2-2	3	0	1	0	0	1	5
Jihad Muhammad	36	3-6	2-4	0-0	3	3	0	1	3	8	
James White	44	7-21	0-5	7-7	5	3	4	0	2	3	21
Dominic Tilford	8	3-3	1-1	1-2	1	1	1	0	0	1	8
Devan Downey	15	1-2	0-0	2-4	1	3	1	0	0	4	4
Ronald Allen	2	0-1	0-0	2-2	1	0	0	0	0	0	2
DeAndre Coleman	11	1-1	1-1	1-2	1	1	0	0	0	0	4
Team					8						
Totals	225	26-66	5-19	22-28	43	14	11	0	3	17	79
		.394	.263	.786							

Halftime: Cincinnati 35, Murray St. 33. **Regulation:** Cincinnati 70, Murray St. 70. **Dead Ball Rebounds:** Cincinnati 4, Murray State 2. **Technical:** None. **Officials:** Frank Scagliotta, Jeff Clark, John Gaffney. **Attendance:** 8,088.

GAME 3 Cincinnati 77
Holy Cross 55

Nov. 25, 2005 Cincinnati, OH

Final: Cincinnati exploded for 48 points in the second half to defeat Holy Cross, 77-55.

Defining Moment: UC opened the second half with a 16-3 scoring run to break open a close game.

Key Stats: After shooting .375 in the first half, the Bearcats shot .593 in the second 20 minutes.

Performance Leaders: James White 19 points; Devan Downey 12 points, 3 assists, 4 steals.

HOLY CROSS	min	fg-a	3fg-a	ft-a	reb	ast	to	bk	st	pf	pts
Alex Vander Baan	24	3-5	0-0	0-0	5	1	2	0	1	3	6
Kevin Hyland	23	3-12	0-0	0-0	6	0	2	0	0	0	6
Toray Thomas	33	2-4	0-0	3-4	2	2	2	0	4	1	7
Keith Simmons	33	4-12	2-3	2-2	3	1	3	0	1	1	12
Kevin Hamilton	35	4-18	1-9	4-4	6	2	6	0	1	4	13
Tim Clifford	11	1-4	0-0	0-0	3	0	1	1	1	5	2
Lawrence Dixon	9	0-2	0-0	0-1	1	1	0	0	0	1	0
Kyle Cruze	3	1-3	1-3	0-0	0	0	0	0	0	1	2
Pat Doherty	11	0-2	0-0	2-3	5	2	2	0	0	1	2
Colin Cunningham	18	1-1	0-0	2-2	6	2	1	0	1	1	4
Team					2						
Totals	200	19-63	4-15	13-16	39	11	19	1	10	19	55
		.302	.267	.813							

CINCINNATI	min	fg-a	3fg-a	ft-a	reb	ast	to	bk	st	pf	pts
Eric Hicks	32	2-9	0-1	1-1	5	3	2	3	2	3	5
Cedric McGowan	26	4-7	1-1	0-0	7	2	1	0	1	0	9
Armein Kirkland	31	3-12	0-4	2-2	2	2	2	1	1	3	8
Devan Downey	23	3-5	1-2	5-7	5	3	3	0	4	3	12
James White	28	7-8	1-2	4-4	3	1	3	1	2	4	19
Dominic Tilford	12	3-4	0-0	0-0	1	1	0	0	0	0	6
Pat Watt	1	0-1	0-0	0-0	0	0	0	0	0	0	0
Jihad Muhammad	22	2-6	0-3	1-1	4	4	2	0	1	3	5
Branden Miller	1	0-0	0-0	0-0	0	0	0	0	0	0	0
Ronald Allen	14	4-7	2-2	1-2	5	0	2	1	0	1	11
DeAndre Coleman	9	0-0	0-0	2-4	3	0	0	1	1	0	2
Erick Murray	1	0-0	0-0	0-0	0	0	0	0	0	0	0
Team					1						
Totals	200	28-59	5-16	16-21	37	16	16	7	12	17	77
		.475	.313	.762							

Halftime: Cincinnati 29, Holy Cross 26. **Dead Ball Rebounds:** Cincinnati 4, Holy Cross 3. **Technical:** None. **Officials:** Tim Higgins, Ed Hightower, Ray Perone. **Attendance:** 8,902.

PRESEASON NO. 2 Cincinnati 96
Northern Kentucky 60

Nov. 12, 2005 Cincinnati, OH

Final: James White scored 19 points to lead Cincinnati to a 96-60 win over Northern Kentucky.

Defining Moment: The Bearcats built a 10-point lead in the first seven minutes and were never threatened.

Key Stats: Cincinnati shot .667 from the field, .500 from 3-point range.

Performance Leaders: White 19 points; Eric Hicks 18 points, 8 rebounds; Devan Downey 15 points, 5 assists.

NO. KENTUCKY	min	fg-a	3fg-a	ft-a	reb	ast	to	bk	st	pf	pts
Vincent Humphrey	25	2-8	1-2	0-2	0	0	1	2	2	5	
Kevin Schappell	14	1-3	1-2	0-0	0	0	0	0	0	1	3
Kevin Reinhardt	31	1-7	0-0	11-12	8	2	4	0	0	3	13
Gavin Ludgood	26	5-11	0-0	4-6	2	0	1	1	1	4	14
Scott Bibbins	23	0-2	0-0	2-2	3	5	0	1	3	0	
Aaron Smith	15	1-6	1-6	0-0	1	0	1	0	0	0	3
Billy Fennell	17	1-2	0-0	2-3	3	5	1	0	0	0	4
Harrison Morton	24	0-3	0-1	2-2	2	2	1	0	0	2	2

GAME 5 (9) Memphis 91
Cincinnati 81

Dec. 3, 2005 Cincinnati, OH

Final: Memphis held off a couple of second half Cincinnati comebacks to defeat the Bearcats, 91-81.

Defining Moment: Memphis broke a 72-41 tie at the 7:53 mark of the second half with an 11-2 scoring run.

Key Stat: Memphis freshman Antonio Anderson, whose previous scoring high was 8 points, tallied 32.

Performance Leaders: Eric Hicks 15 points, 14 rebounds; James White 17 points; Jihad Muhammad 17 points.

MEMPHIS	min	fg-a	3fg-a	ft-a	reb	ast	to	bk	st	pf	pts
Shawne Williams	19	7-13	3-4	2-2	5	3	1	2	3	4	19
Rodney Carney	11	0-4	0-3	0-0	3	0	1	1	0	2	0
Kareem Cooper	19	4-5	0-0	0-0	3	0	3	0	0	5	8
Antonio Anderson	35	11-15	7-9	3-5	2	2	2	2	0	32	
Darius Washington	30	3-12	1-2	5-7	6	8	5	1	1	2	12
Waki Williams	5	0-0	0-0	0-0	1	0	0	1	0	0	0
Robert Dozier	23	1-5	0-1	2-3	7	0	1	1	0	1	4
C. Roberts-Douglas	33	4-12	0-2	3-4	6	3	4	1	1	3	11
Simplice Njoya	1	0-0	0-0	0-0	0	0	0	1	0	1	0
Andre Allen	11	0-3	0-0	1-2	1	2	0	2	1	1	1
Joey Dorsey	13	2-6	0-0	0-2	7	0	1	0	1	5	4
Team					4						
Totals	200	32-75	11-21	16-25	45	18	18	8	10	24	91
		.427	.524	.640							

CINCINNATI	min	fg-a	3fg-a	ft-a	reb	ast	to	bk	st	pf	pts
Eric Hicks	37	3-11	0-0	9-14	14	0	2	3	0	2	15
Cedric McGowan	30	3-8	0-1	2-4	6	1	1	0	1	2	8
Armein Kirkland	27	4-8	2-4	0-0	3	3	0	0	0	5	10
Devan Downey	32	5-11	0-3	4-4	2	3	0	1	1	1	14
James White	32	4-9	1-3	8-8	6	2	5	2	0	4	17
Dominic Tilford	1	0-3	0-2	0-0	0	0	0	0	0	0	0
Jihad Muhammad	28	6-13	3-5	2-4	3	0	4	0	0	5	17
Ronald Allen	11	0-2	0-1	0-0	4	1	0	1	1	1	0
DeAndre Coleman	2	0-1	0-1	0-0	1	0	0	0	0	0	0
Erick Murray	0+	0-0	0-0	0-0	0	0	0	0	0	1	0
Team					3	1					
Totals	200	25-66	6-20	25-34	42	8	20	5	3	20	81
		.379	.300	.735							

Halftime: Memphis 44, Cincinnati 35. **Dead Ball Rebounds:** Memphis 9, Cincinnati 6. **Technical:** Memphis bench. **Officials:** Tim Higgins, Mike Kitts, Frank Scagliotta. **Attendance:** 9,440.

GAME 7 Cincinnati 86
Ohio 58

Dec. 14, 2005 Cincinnati, OH

Final: Devan Downey scored 24 points and made four steals to lead Cincinnati to an 86-58 win over Ohio.

Defining Moment: UC broke a 40-all tie with a 24-5 scoring run early in the second half.

Key Stats: The Bearcats forced 18 turnovers by making 14 steals and forcing two shot clock violations.

Performance Leaders: Downey career-high 24 points, career-high 5 assists, 4 steals; James White 18 points, 7 rebounds; Eric Hicks 9 rebounds, 5 blocks.

OHIO	min	fg-a	3fg-a	ft-a	reb	ast	to	bk	st	pf	pts
Sonny Troutman	33	6-12	3-6	2-4	6	5	2	0	0	4	17
Leon Williams	31	4-10	0-0	1-2	9	0	3	0	0	4	9
Mychal Green	35	2-11	1-6	4-6	6	2	3	1	1	2	9
Jeremy Fears	28	1-12	0-5	0-0	2	5	3	0	0	1	2
Jeff Halbert	10	2-2	1-1	0-0	2	0	0	0	0	1	5
Johnnie Jackson	4	0-2	0-2	1-2	0	0	0	0	0	1	1
Whitney Davis	31	4-11	2-4	0-0	6	0	3	1	2	0	10
Antonio Chatman	12	0-0	0-0	0-0	1	0	1	0	0	0	0
Ken Otrix	1	0-1	0-0	0-0	1	0	0	0	0	0	0
Jerome Tillman	15	2-4	0-0	1-2	5	0	1	1	0	2	5
Team					3	2					
Totals	200	21-65	7-24	9-16	41	12	18	3	3	15	58
		.323	.292	.563							

CINCINNATI	min	fg-a	3fg-a	ft-a	reb	ast	to	bk	st	pf	pts
Eric Hicks	33	4-7	0-0	0-0	9	2	1	5	3	0	8
Cedric McGowan	26	4-7	0-0	0-1	8	1	1	0	1	0	8
Armein Kirkland	26	4-11	3-7	0-0	2	1	0	1	1	2	11
James White	36	7-13	1-4	3-4	7	4	0	1	2	2	18
Devan Downey	33	10-16	0-2	4-5	1	5	3	0	4	1	24
Chadd Moore	19	2-4	2-4	0-0	4	2	3	0	2	2	6
Dominic Tilford	3	0-2	0-1	0-0	1	0	1	0	0	0	0
Pat Watt	1	0-0	0-0	0-0	1	0	0	0	0	1	0
Jihad Muhammad	12	1-5	0-1	0-0	3	2	0	0	1	1	2
Brandon Miller	1	0-0	0-0	0-0	0	0	0	0	0	0	0
Ronald Allen	6	1-1	1-1	2-2	1	0	1	0	0	3	5
DeAndre Coleman	1	0-0	0-0	2-2	0	0	0	0	0	2	0
Erick Murray	3	1-1	0-0	0-0	0	0	0	0	0	0	2
Team					2						
Totals	200	34-67	7-20	11-14	39	17	10	7	14	12	86
		.507	.350	.786							

Halftime: Cincinnati 39, Ohio 38. **Dead Ball Rebounds:** Cincinnati 2, Ohio 5. **Technical:** None. **Officials:** Ted Hillary, Karl Hess, Bernard Clinton. **Attendance:** 9,133.

GAME 9 Cincinnati 84
Ark.-Monticello 63

Dec. 19, 2005 Cincinnati, OH

Final: Five Bearcats scored in double figures as Cincinnati defeated Arkansas-Monticello, 84-63.

Defining Moment: UC opened a 10-point lead in the final six minutes of the first half.

Key Stat: UC shot a season-high .857 at the foul line.

Performance Leaders: James White 18 points; Eric Hicks 15 points; Jihad Muhammad 15 points.

ARK.-MONT.	min	fg-a	3fg-a	ft-a	reb	ast	to	bk	st	pf	pts
B. Mayweather	30	5-10	0-0	3-4	8	3	4	2	1	3	13
Billy McDaniel	39	4-10	1-7	0-0	4	2	4	1	1	3	9
MJumbe Williams	15	2-7	1-4	0-0	4	2	0	0	1	2	5
Torre Doty	26	6-14	0-2	2-2	5	0	1	0	1	0	14
Nate Newell	38	-11	3-7	3-4	3	3	2	1	1	0	16
Robert Miller	23	1-2	0-1	0-0	1	4	2	0	0	4	2
DeMarcus Wilson	1	0-0	0-0	0-0	2	0	0	0	0	1	0
Ron McGrew	10	2-2	0-0	0-0	1	0	2	0	0	3	4
Team					3						1
Totals	200	25-56	5-21	8-10	31	14	15	4	5	17	63
		.446	.238	.800							

CINCINNATI	min	fg-a	3fg-a	ft-a	reb	ast	to	bk	st	pf	pts
Eric Hicks	31	5-8	0-0	5-7	6	2	0	3	0	0	15
Cedric McGowan	29	1-3	1-1	6-6	13	1	0	0	1	2	9
Armein Kirkland	30	3-10	3-5	3-4	4	3	1	0	0	0	12
James White	26	6-12	2-6	4-4	6	1	4	1	3	1	18
Devan Downey	27	6-14	1-3	0-0	2	3	2	0	1	0	13
Chadd Moore	15	0-1	0-0	1-0	1	4	0	1	1	1	0
Dominic Tilford	7	1-4	0-2	0-0	1	1	1	0	0	2	2
Pat Watt	2	0-0	0-0	0-0	0	0	0	0	0	0	0
Jihad Muhammad	20	5-9	5-8	0-0	0	0	0	0	1	3	15
Brandon Miller	3	0-0	0-0	0-0	0	0	0	0	0	0	0
Ronald Allen	10	0-2	0-1	0-0	0	0	0	0	1	2	0
Team					4						
Totals	200	27-63	12-27	18-21	37	15	10	5	8	11	84
		.429	.444	.857							

Halftime: Cincinnati 38, Ark.-Monticello 28. **Dead Ball Rebounds:** Cincinnati 1, Ark.-Monticello 3. **Technical:** Ark.-Monticello bench. **Officials:** Ray Natili, Manny Upton, Jeff Nichols. **Attendance:** 6,024.

GAME 6 Cincinnati 92
Vanderbilt 83

Dec. 10, 2005 Nashville, TN

Final: James White and Devan Downey each scored 18 points to lead Cincinnati to a 92-83 win over Vanderbilt, breaking VU's 28-game home non-league win streak.

Defining Moment: UC stretched a six-point lead to 16 with a 13-3 run in the final five minutes of the first half.

Key Stats: The Bearcats shot season highs of .484 from the field and .833 at the foul line.

Performance Leaders: White 18 points, 7-of-9 shooting, 7 rebounds; Downey 18 points, 4 steals; Armein Kirkland 15 points, 5 assists.

CINCINNATI	min	fg-a	3fg-a	ft-a	reb	ast	to	bk	st	pf	pts
Eric Hicks	30	4-9	0-0	5-5	8	1	1	1	0	5	13
Cedric McGowan	27	3-5	0-1	4-4	5	1	1	0	0	3	10
Armein Kirkland	33	5-13	2-4	3-6	3	5	2	1	1	1	15
James White	33	7-9	4-5	0-0	7	0	4	2	3	4	18
Devan Downey	30	5-11	0-2	8-9	2	2	1	0	4	4	18
Chadd Moore	22	2-4	0-1	5-6	0	1	1	0	1	3	9
Jihad Muhammad	18	4-10	1-4	0-0	3	1	0	0	0	0	9
Ronald Allen	7	0-1	0-1	0-0	3	0	0	0	0	4	0
Team					3	1					
Totals	200	30-62	7-18	25-30	32	11	10	4	9	24	92
		.484	.389	.833							

VANDERBILT	min	fg-a	3fg-a	ft-a
------------	-----	------	-------	------

GAME 11 Cincinnati 75
LSU 72

Dec. 23, 2005 Las Vegas, NV

Final: James White scored eight points in the final 2:27 to lift Cincinnati to a 75-72 win over LSU.

Defining Moment: With UC trailing, 72-67, White hit 3-pointers at the 2:27 and 1:51 marks, then sank a pair of free throws with 17 seconds remaining.

Key Stat: UC forced 23 turnovers and scored 20 points off of turnovers.

Performance Leaders: White 19 points; Eric Hicks 21 points, 7 rebounds, 3 blocks; Armein Kirkland 12 points, 4 assists; Devan Downey 11 points, 8 assists.

LSU	min	fg-a	3fg-a	ft-a	reb	ast	to	bk	st	pf	pts
Glen Davis	34	9-15	0-0	3-4	8	0	5	3	2	3	21
Tasmin Mitchell	31	4-6	0-1	2-2	1	2	3	0	0	3	10
Ben Voogd	17	0-2	0-0	2-2	0	4	4	0	0	1	2
Tyrus Thomas	25	4-7	0-0	4-7	13	4	3	2	1	2	12
Darrell Mitchell	40	7-13	2-5	1-3	3	5	5	0	2	2	17
Tack Minor	10	3-5	0-0	0-1	0	3	2	0	2	1	6
Garrett Temple	15	0-2	0-2	0-0	1	0	1	0	1	3	0
Magnum Rolle	6	0-0	0-0	0-0	1	0	0	0	0	1	0
Darnell Lazare	10	1-3	0-0	2-2	5	0	0	0	0	0	4
Team					6						
Totals	200	28-53	2-8	14-21	38	18	23	5	8	16	72
		.528	.250	.667							

CINCINNATI	min	fg-a	3fg-a	ft-a	reb	ast	to	bk	st	pf	pts
Eric Hicks	37	9-13	0-0	3-5	7	2	4	3	0	2	21
Cedric McGowan	10	0-2	0-1	0-0	1	1	0	1	0	0	0
Armein Kirkland	36	5-12	2-6	0-0	4	4	3	1	2	3	12
James White	40	5-10	3-5	6-8	5	0	0	0	2	2	19
Devan Downey	31	5-14	1-2	0-0	1	8	3	1	0	2	11
Chadd Moore	16	0-1	0-1	1-2	2	0	1	0	0	0	1
Jihad Muhammad	24	3-7	3-4	0-0	0	1	2	0	1	3	9
Ronald Allen	6	1-1	0-0	0-0	2	0	1	0	0	2	2
Team					3						
Totals	200	28-60	9-19	10-15	25	16	14	6	5	14	75
		.467	.474	.667							

Halftime: Cincinnati 39, LSU 37. **Dead Ball Rebounds:** Cincinnati 3, LSU 3. **Technical:** None. **Officials:** Bruce Hicks, Martin Cota, Jim Giron. **Attendance:** 1,000.

GAME 13 Cincinnati 105
N. Carolina A&T 69

Dec. 30, 2005 Cincinnati, OH

Final: Eric Hicks' career-high 24 points sparked Cincinnati's 105-69 win over North Carolina A&T.

Defining Moment: UC took control with an early 11-0 run.

Key Stat: Six Bearcats scored in double figures.

Performance Leaders: Hicks 24 points, 10 rebounds, 16th career double-double; Devan Downey career-high 11 assists, 13 points; James White 23 points.

N.C. A&T	min	fg-a	3fg-a	ft-a	reb	ast	to	bk	st	pf	pts
Trahern Chaplin	25	3-5	2-3	2-2	6	0	0	1	0	0	10
Greg Roberts	26	3-11	0-0	0-0	4	1	1	0	1	3	6
Jason Wills	24	5-10	0-0	1-3	4	2	3	0	1	2	11
Leslie Powell	26	4-9	0-1	1-1	2	0	7	0	2	4	9
Derek Crumpton	13	2-4	1-3	0-0	3	0	1	0	0	2	5
Demetrius Guions	20	2-8	1-3	1-2	2	2	4	0	1	2	6
Michael Hayes	19	4-7	3-4	1-2	2	2	0	0	2	14	
Christopher Faison	14	1-3	0-1	0-0	1	2	2	0	1	0	2
Walter Booth	16	1-6	0-1	0-0	4	1	1	0	0	1	2
James Porter	12	1-2	0-0	1-2	2	1	1	0	0	2	3
Michael Williams	5	0-0	0-0	1-3	2	0	0	0	0	2	1
Team					4	2					
Totals	200	26-65	7-16	10-16	35	11	24	1	6	20	69
		.400	.438	.625							

CINCINNATI	min	fg-a	3fg-a	ft-a	reb	ast	to	bk	st	pf	pts
Eric Hicks	32	11-14	0-0	2-4	10	1	3	7	1	1	24
Cedric McGowan	23	4-7	0-1	4-4	5	0	0	0	2	2	12
Armein Kirkland	24	3-6	1-2	4-4	3	2	1	0	0	2	11
James White	30	8-13	4-5	3-4	5	4	1	1	4	2	23
Devan Downey	27	3-8	1-2	6-8	2	11	2	0	2	2	13
Chadd Moore	15	2-4	1-3	0-0	3	0	2	0	1	1	5
Dominic Tillford	19	1-4	1-3	0-0	1	3	0	0	1	0	3
Pat Watt	2	0-0	0-0	0-0	0	1	0	0	0	0	0
Jihad Muhammad	11	1-5	0-3	0-0	3	2	0	1	2	3	
Branden Miller	3	0-0	0-0	1-2	1	0	0	0	0	0	1
Ronald Allen	14	4-6	2-3	1-2	4	0	2	0	1	4	11
Team					3						
Totals	200	37-67	10-22	12-20	40	25	13	8	13	17	105
		.552	.455	.750							

Halftime: Cincinnati 52, N.C. A&T 34. **Dead Ball Rebounds:** Cincinnati 4, N.C. A&T 3. **Technical:** None. **Officials:** Ed Corbett, Ray Perone, Mike Roberts. **Attendance:** 8,559.

GAME 15 Cincinnati 70
Marquette 66

Jan. 7, 2006 Milwaukee, WI

Final: Eric Hicks recorded a triple-double to lead Cincinnati to a 70-66 win over Marquette.

Defining Moment: UC overcame a nine-point deficit in the second half with a 15-2 scoring run.

Key Stat: UC limited Marquette to .379 shooting.

Performance Leaders: Hicks 22 points, 12 rebounds, 10 blocks (ties UC record); Armein Kirkland 14 points—7 in the comeback scoring run, 5 rebounds; Devan Downey career high five steals.

CINCINNATI	min	fg-a	3fg-a	ft-a	reb	ast	to	bk	st	pf	pts
Eric Hicks	38	9-13	1-2	3-5	12	2	0	10	1	0	22
Cedric McGowan	26	2-2	0-0	2-2	4	2	2	1	0	3	6
Armein Kirkland	37	5-9	2-5	2-3	5	3	2	0	0	3	14
James White	27	4-13	2-6	2-3	5	2	2	4	1	4	12
Devan Downey	27	2-9	0-1	2-2	3	2	2	1	5	1	6
Chadd Moore	10	0-1	0-0	0-0	0	1	0	0	0	0	0
Jihad Muhammad	26	4-11	1-5	1-2	6	1	4	1	0	4	10
Ronald Allen	9	0-2	0-1	0-0	2	0	1	1	0	0	0
Team					5						
Totals	200	26-60	6-21	12-17	42	12	14	18	7	15	70
		.433	.286	.706							

MARQUETTE	min	fg-a	3fg-a	ft-a	reb	ast	to	bk	st	pf	pts
Steve Novak	37	5-9	4-7	3-4	10	2	0	0	1	3	17
Ryan Amoroso	12	1-4	0-0	0-0	3	0	0	0	1	1	2
Dominic James	33	6-15	2-4	4-4	6	4	3	1	2	2	18
Jerel McNeal	35	7-21	0-3	2-2	4	2	3	0	1	3	16
Joe Chapman	27	1-3	0-2	0-0	2	0	1	0	1	1	2
Dan Fitzgerald	25	2-5	0-1	0-1	1	4	3	0	1	1	4
Dwight Burke	1	0-0	0-0	0-0	0	0	0	0	0	0	0
Ousmane Barro	15	3-6	0-0	0-0	2	1	1	0	0	4	6
Jamil Lott	15	0-3	0-0	1-2	3	0	2	2	2	1	1
Team					5						
Totals	200	25-66	6-19	10-13	36	13	13	4	8	16	66
		.379	.316	.769							

Halftime: Marquette 46, Cincinnati 36. **Dead Ball Rebounds:** Cincinnati 2, Marquette 2. **Technical:** None. **Officials:** Ed Corbett, Michael Stephens, Jeff Clark. **Attendance:** 15,105.

GAME 12 Cincinnati 75
Miami (Ohio) 65

Dec. 28, 2005 U.S. Bank Arena Cincinnati, OH

Final: Jihad Muhammad keyed a second-half comeback as Cincinnati turned back Miami, 75-65.

Defining Moment: Muhammad made a pair of steals and turned them into baskets to key an 11-0 run which rallied UC from a five-point deficit in the second half.

Key Stat: UC outscored Miami at the foul line, 23-8.

Performance Leaders: Devan Downey 19 points; Muhammad 15 points, 4 rebounds, 4 assists, 2 blocks; Cedric McGowan 10 points, 7 rebounds.

MIAMI (Ohio)	min	fg-a	3fg-a	ft-a	reb	ast	to	bk	st	pf	pts
Michael Bramos	20	1-4	0-2	0-0	5	1	0	1	1	2	2
Nate VanderStuis	21	2-5	0-0	0-0	3	0	2	2	0	2	4
Doug Penno	26	2-5	2-5	0-2	4	3	1	0	0	4	6
Josh Hausfeld	17	1-5	1-5	0-0	0	1	0	1	0	1	3
William Hatcher	40	11-17	2-4	2-2	3	5	3	1	3	2	26
Lawrence Ross	1	1-1	1-1	0-0	0	0	0	0	0	1	3
Chad Troyer	11	0-2	0-2	0-0	2	0	0	0	0	1	0
Monty St. Clair	18	1-5	1-4	1-2	1	1	1	0	1	2	4
Nathan Peavy	16	1-6	0-0	2-3	3	0	2	0	0	3	4
Tim Pollitz	30	5-14	0-2	3-4	8	1	3	1	0	0	13
Team					3						
Totals	200	25-64	7-25	8-13	32	12	12	6	5	19	65
		.391	.280	.615							

CINCINNATI	min	fg-a	3fg-a	ft-a	reb	ast	to	bk	st	pf	pts
Eric Hicks	34	5-7	1-1	0-0	9	1	4	4	0	2	11
Cedric McGowan	34	5-9	0-1	0-0	7	1	0	1	0	10	
Armein Kirkland	30	2-8	0-0	5-6	5	3	2	0	0	0	9
James White	31	1-6	0-1</								

GAME 17 (24) Syracuse 77
(25) Cincinnati 58

Jan. 14, 2006 Cincinnati, OH

Final: Gerry McNamara's 29 points, 22 in the second half, led Syracuse to a 77-58 win over Cincinnati.

Defining Moment: The Orange broke the game open with a 10-0 scoring run early in the second half.

Key Stat: Syracuse scored 36 points in the paint.

Performance Leaders: James White 16 points; Eric Hicks 9 points, 7 rebounds.

SYRACUSE	min	fg-a	3fg-a	ft-a	reb	ast	to	bk	st	pf	pts
Terrence Roberts ...	40	4-8	0-0	3-5	10	1	1	1	0	2	11
Demetris Nichols ...	38	7-15	1-4	3-5	10	2	2	0	2	2	18
Darryl Watkins ...	17	2-3	0-0	0-0	5	0	1	3	0	4	4
Gerry McNamara ...	37	10-18	5-9	4-4	4	6	3	0	0	2	29
Eric Devendorf ...	17	2-5	0-2	0-0	3	0	2	0	1	5	4
Andy Rautins ...	4	0-1	0-1	0-0	0	1	0	0	0	1	0
Arinze Onuaku ...	23	3-5	0-0	0-0	8	2	1	0	0	2	6
Josh Wright ...	2	0-0	0-0	0-0	0	0	0	0	0	0	0
Louie McCroskey ...	22	1-8	0-1	3-4	8	0	4	0	1	4	5
Team					3	1					
Totals	200	29-63	6-17	13-18	51	12	15	4	4	22	77
		.460	.353	.722							

CINCINNATI	min	fg-a	3fg-a	ft-a	reb	ast	to	bk	st	pf	pts
Eric Hicks	31	3-8	0-0	3-7	7	0	0	0	0	4	9
James White	40	5-13	1-4	5-7	2	2	3	0	1	4	16
Cedric McGowan	25	3-5	0-0	0-0	8	1	2	1	1	3	6
Chadd Moore	22	2-7	0-4	0-0	1	0	1	0	0	3	4
Devan Downey	28	3-10	0-1	3-5	1	3	1	0	4	4	9
Demonic Tilford	2	0-1	0-1	2-2	0	0	0	0	0	0	2
Jihad Muhammad	29	2-9	2-7	0-0	2	1	0	1	1	1	6
Ronald Allen	15	1-3	1-2	1-2	2	0	0	0	1	0	4
Connor Barwin	8	0-1	0-0	2-3	1	0	0	0	1	0	2
Team					3						
Totals	200	19-57	4-19	16-26	27	7	7	2	9	19	58
		.333	.211	.615							

Halftime: Cincinnati 34, Syracuse 34. **Dead Ball Rebounds:** Syracuse 4, Cincinnati 5. **Technical:** None. **Officials:** Ed Hightower, John Hughes, Jim Haney. **Attendance:** 13,176.

GAME 19 Cincinnati 71
Rutgers 66

Jan. 22, 2006 Cincinnati, OH

Final: Devan Downey scored 21 points and Chadd Moore came up with a game-saving steal and clinching free throws in the final seconds in Cincinnati's 71-66 win over Rutgers.

Defining Moment: Rutgers overcame a 12-point second half deficit to take a 59-58 lead with 4:44 to play. James White's trey regained the lead for UC which held a 69-66 lead prior to Moore's heroics in the final 17 seconds.

Key Stat: UC committed a season-low five turnovers.

Performance Leaders: Downey 21 points, 4 assists, 4 steals; Eric Hicks 13 points, 12 rebounds.

RUTGERS	min	fg-a	3fg-a	ft-a	reb	ast	to	bk	st	pf	pts
Marquis Webb	38	4-9	3-6	0-0	0	1	3	0	0	2	11
JR Inman	32	2-11	2-5	2-2	7	0	2	0	2	4	8
Byron Joynes	19	1-1	0-0	0-0	11	0	0	0	1	3	2
Anthony Farmer	37	2-9	2-4	4-6	4	6	3	1	0	1	10
Quincy Douby	36	8-15	2-5	1-2	1	3	3	0	0	2	19
Jaron Griffin	8	0-3	0-0	0-0	0	0	0	0	0	0	0
Shayle Keating	1	0-0	0-0	0-0	0	0	0	0	0	0	0
Ollie Bailey	4	0-0	0-0	0-0	1	0	0	0	0	1	0
Jimmie Walker	23	6-6	0-0	4-5	8	1	2	2	0	3	16
Dan Watters	2	0-0	0-0	0-0	0	0	0	0	0	0	0
Team					7	1					
Totals	200	23-54	9-20	11-15	39	11	15	3	3	16	66
		.426	.450	.733							

CINCINNATI	min	fg-a	3fg-a	ft-a	reb	ast	to	bk	st	pf	pts
Eric Hicks	36	4-13	0-1	5-8	12	0	1	2	2	3	13
James White	39	4-6	2-3	4-5	4	2	1	0	2	2	14
Cedric McGowan	28	4-8	0-2	0-0	2	3	0	0	1	2	8
Chadd Moore	27	4-7	1-1	2-2	3	1	0	1	3	11	
Devan Downey	37	9-17	1-1	2-4	2	4	3	0	4	2	21
Jihad Muhammad	17	0-3	0-2	0-0	1	3	0	0	0	0	0
Ronald Allen	2	0-1	0-1	0-0	0	0	0	0	0	1	0
Connor Barwin	12	2-5	0-1	0-0	4	1	0	0	0	3	4
Scott Benken	2	0-0	0-0	0-0	0	0	0	0	0	0	0
Team					4						
Totals	200	27-60	4-12	13-19	32	14	5	2	10	16	71
		.450	.333	.684							

Halftime: Cincinnati 28, Rutgers 24. **Dead Ball Rebounds:** Cincinnati 2, Rutgers 1. **Technical:** None. **Officials:** Mike Kitts, Steve Welmer, Jim Haney. **Attendance:** 9,460.

GAME 21 (21) Georgetown 76
Cincinnati 57

Jan. 28, 2006 Washington, DC

Final: Poor shooting doomed Cincinnati in its 76-57 loss at No. 21 Georgetown.

Defining Moment: Georgetown built a 16-point lead in the first half, during which UC shot .242 and scored 20 points.

Key Stat: UC committed a season-low 4 turnovers.

Performance Leaders: James White 22 points; Eric Hicks 13 points, 9 rebounds, 4 blocks.

CINCINNATI	min	fg-a	3fg-a	ft-a	reb	ast	to	bk	st	pf	pts
Eric Hicks	36	5-11	1-2	2-3	9	0	1	4	0	1	13
James White	37	7-17	0-6	8-9	3	2	1	0	0	4	22
Cedric McGowan	33	4-6	0-1	0-0	9	1	0	0	1	2	8
Jihad Muhammad	23	1-10	0-7	0-0	1	0	0	0	0	2	2
Devan Downey	20	0-5	0-0	1-0	1	2	0	0	1	0	0
Chadd Moore	26	1-5	1-4	0-0	2	2	2	0	1	2	3
Demonic Tilford	13	1-2	1-1	1-2	0	1	1	0	0	0	4
Brandon Miller	1	1-1	0-0	0-0	0	0	0	0	0	0	0
Ronald Allen	6	1-2	0-1	0-0	1	0	0	0	0	1	2
Connor Barwin	5	0-1	0-0	0-0	0	0	0	0	0	1	0
Team					5						
Totals	200	21-60	4-24	11-14	31	8	4	4	4	13	57
		.350	.167	.786							

GEORGETOWN	min	fg-a	3fg-a	ft-a	reb	ast	to	bk	st	pf	pts
Brandon Bowman	26	4-9	0-2	4-4	5	2	1	0	0	1	12
Jeff Green	33	8-19	2-5	2-2	7	5	0	1	0	1	20
Roy Hibbert	23	4-5	0-0	0-0	7	2	1	0	0	2	8
Ashtani Cook	25	3-5	2-4	0-0	2	5	0	0	2	1	8
Jonathan Wallace	29	4-7	2-3	0-0	4	2	1	0	0	1	10
Darrel Owens	18	1-4	1-4	0-0	2	3	1	0	0	3	3
Jessie Sapp	22	3-5	1-1	0-0	4	1	1	0	0	1	7
Tyler Crawford	3	0-1	0-0	0-1	0	0	0	0	0	1	0
Josh Thornton	3	1-1	1-1	0-0	1	0	1	0	0	0	3
Tay Spann	3	0-0	0-0	0-0	0	0	0	0	0	0	0
Marc Egerson	8	1-1	1-1	0-0	1	0	0	0	0	1	3
Ryan Beal	1	1-1	0-0	0-0	0	0	0	0	0	0	2
A. Kilkenny-Diaw	3	0-0	0-0	0-0	0	0	0	0	0	1	0
Sead Dizdarevic	3	0-0	0-0	0-0	0	2	0	0	0	1	0
Team					5	1					
Totals	200	30-58	10-21	6-7	39	22	8	4	4	14	76
		.517	.476	.857							

Halftime: Georgetown 36, Cincinnati 20. **Dead Ball Rebounds:** Georgetown 0, Cincinnati 1. **Technical:** None. **Officials:** Mike Kitts, Tom Lopes, Paul Fala. **Attendance:** 12,016.

GAME 18 Xavier 73
Cincinnati 71

Jan. 19, 2006 Cintas Center Cincinnati, OH

Final: James White's last-second game-winning trey attempt was off the mark to allow Xavier to claim a 73-71 overtime win over Cincinnati.

Defining Moment: UC overcame a six-point deficit in the final 30 seconds on treys by Devan Downey and Jihad Muhammad to send the game into overtime. XU had a five-point lead with 1:22 remaining in OT.

Key Stat: Xavier outscored UC at the foul line, 16-5.

Performance Leaders: Devan Downey 22 points, 5 assists; Eric Hicks 12 points, 9 rebounds, 7 blocks.

CINCINNATI	min	fg-a	3fg-a	ft-a	reb	ast	to	bk	st	pf	pts
Eric Hicks	38	5-12	1-1	1-3	9	0	1	7	1	4	12
James White	43	7-18	1-6	1-2	4	3	3	0	0	3	16
Cedric McGowan	39	5-10	1-2	0-1	7	2	2	0	2	3	11
Chadd Moore	13	0-4	0-2	0-0	3	2	0	0	1	0	0
Devan Downey	44	8-18	4-6	2-3	5	5	1	0	3	2	22
Jihad Muhammad	35	3-13	3-7	1-2	5	0	2	1	2	5	10
Ronald Allen	6	0-0	0-0	0-0	1	0	0	0	0	4	0
Connor Barwin	7	0-0	0-0	0-0	3	1	0	0	0	2	0
Team					4						
Totals	225	28-75	10-24	5-11	41	13	9	8	9	23	71
		.373	.417	.455							

XAVIER	min	fg-a	3fg-a	ft-a	reb	ast	to	bk	st	pf	pts
Brian Thornton	37	7-9	0-0	6-10	12	3					

GAME 23 (11) West Virginia 66
Cincinnati 57
Feb. 4, 2006 Morgantown, WV

Final: Eric Hicks' double-double (22 points and 11 rebounds) was not enough as West Virginia beat Cincinnati, 66-57.

Defining Moment: West Virginia took command with a 13-2 scoring run early in the second half.

Key Stat: West Virginia committed only 5 fouls, the second fewest ever by a UC foe.

Performance Leaders: Hicks 22 points, 10 rebounds, 3 blocks; Jihad Muhammad 15 points, 3-of-5 3-pt FGs.

CINCINNATI	min	fg-a	3fg-a	ft-a	reb	ast	to	bk	st	pf	pts
Eric Hicks	37	11-14	0-0	0-0	10	0	4	3	1	1	22
Cedric McGowan	31	1-6	0-0	0-0	11	0	1	1	1	0	2
James White	34	4-11	0-1	2-2	6	2	4	0	0	4	10
Jihad Muhammad	36	5-13	3-5	2-2	4	2	5	0	4	2	15
Devan Downey	32	3-12	0-1	0-0	4	4	2	0	1	4	6
Chadd Moore	15	0-1	0-1	0-0	1	1	0	0	0	1	0
Domonic Tilford	5	0-1	0-1	0-0	1	0	1	0	0	0	2
Ronald Allen	2	0-0	0-0	0-0	0	0	0	0	0	0	0
Connor Barwin	8	1-2	0-0	0-0	1	0	0	0	0	1	2
Team					5						
Totals	200	25-60	3-9	4-4	43	9	18	4	7	16	57
		.417	.333	1.000							

WEST VIRGINIA	min	fg-a	3fg-a	ft-a	reb	ast	to	bk	st	pf	pts
Milke Gansey	35	6-16	1-6	1-2	8	1	4	0	2	0	14
Frank Young	27	3-7	3-6	0-0	5	1	0	1	0	2	9
Kevin Pittsnogle	37	4-17	4-11	0-0	7	1	0	2	2	0	12
J.D. Collins	32	2-6	1-3	2-2	1	3	0	0	3	1	7
Johannes Herber	37	4-9	1-4	2-2	5	7	2	1	1	0	11
Darris Nichols	8	1-3	0-1	2-2	1	1	1	0	0	2	4
Patrick Bellein	21	3-6	1-4	2-2	2	0	2	0	0	0	9
Rob Summers	3	0-0	0-0	0-0	1	0	0	0	1	0	0
Team					1	1					
Totals	200	23-56	11-35	9-10	31	14	4	9	5	66	
		.359	.314	.900							

Halftime: Cincinnati 33, West Virginia 30. **Dead Ball Rebounds:** West Virginia 3, Cincinnati 0. **Technical:** None. **Officials:** John Cahill, Steve Olson, Bill McCarthy. **Attendance:** 12,480.

GAME 25 (13) Pittsburgh 89
Cincinnati 69
Feb. 12, 2006 Pittsburgh, PA

Final: Pittsburgh shot .561 from the field, a season-high by a UC opponent, to defeat Cincinnati, 89-69.

Defining Moment: Pitt staged a 10-4 run in the final 3:07 of the first half to take a 10-point halftime lead.

Key Stat: UC was outrebounded, 43-25.

Performance Leaders: Jihad Muhammad 21 points; Eric Hicks 15 points.

CINCINNATI	min	fg-a	3fg-a	ft-a	reb	ast	to	bk	st	pf	pts
Eric Hicks	31	4-12	1-3	6-6	4	0	2	1	0	3	15
Cedric McGowan	22	0-3	0-0	0-0	4	0	1	1	1	4	0
James White	33	4-10	0-2	1-1	5	4	4	1	2	1	9
Jihad Muhammad	35	9-16	3-8	0-0	3	1	3	0	1	3	21
Devan Downey	25	3-8	0-1	1-1	0	3	0	3	0	1	7
Chadd Moore	15	1-2	0-1	1-2	1	4	2	0	0	2	3
Domonic Tilford	8	2-5	0-2	0-1	2	0	1	0	0	0	4
Branden Miller	4	0-1	0-1	0-0	1	0	0	0	1	0	0
Ronald Allen	8	2-4	0-1	0-0	2	0	0	0	0	1	4
Connor Barwin	19	2-3	0-0	2-2	2	0	0	1	0	2	6
Team					1						
Totals	200	27-64	4-19	11-13	25	12	16	6	4	20	69
		.422	.211	.846							

PITTSBURGH	min	fg-a	3fg-a	ft-a	reb	ast	to	bk	st	pf	pts
John DeGroat	12	1-1	0-0	0-0	2	1	3	0	0	3	2
Levon Kendall	22	3-4	0-1	1-3	6	1	3	0	1	3	7
Aaron Gray	30	6-7	0-0	3-6	10	2	1	0	2	0	15
Ronald Ramon	25	4-5	3-4	3-3	2	6	2	0	2	2	14
Carl Krauser	29	6-14	0-3	6-7	4	2	3	0	3	3	18
Keith Benjamin	18	5-7	3-3	3-3	2	1	2	0	0	1	16
Levanice Fields	15	1-2	0-1	0-0	3	1	0	2	1	2	2
Tyrell Biggs	8	0-3	0-0	0-0	1	1	0	0	0	2	0
Charles Small	1	0-3	0-1	0-0	1	0	0	0	0	0	0
Doyle Hudson	2	1-1	0-0	0-0	1	0	0	0	0	0	2
Antonio Graves	18	3-5	1-2	0-0	3	2	2	1	0	0	7
Sam Young	18	2-4	0-1	2-4	2	0	1	1	0	1	6
Marcus Bowman	2	0-1	0-1	0-2	2	0	0	0	0	1	0
Team					4						
Totals	200	32-57	7-17	18-23	43	19	18	2	10	17	89
		.561	.412	.846							

Halftime: Pittsburgh 43, Cincinnati 33. **Dead Ball Rebounds:** Pittsburgh 6, Cincinnati 0. **Technical:** None. **Officials:** Bryan Kersey, Brian O'Connell, Les Jones. **Attendance:** 12,508.

GAME 27 Cincinnati 66
Providence 64
Feb. 17, 2006 Cincinnati, OH

Final: Devan Downey sank a pair of free throws with 3.4 seconds to play and Sharaud Curry's shot at the buzzer rimmed out as Cincinnati defeated Providence, 66-64.

Defining Moment: UC overcame a seven-point deficit in the final 10 minutes and James White's trey at 2:57 gave Cincinnati a 64-62 lead. Providence's Charles Burch tied the game with a pair of free throws at 1:12.

Key Stat: UC made 12 steals

Performance Leaders: James White 22 points, 7 rebounds; Downey 16 points, 3 assists, 4 steals; Jihad Muhammad 13 points, 5 assists, 3 steals.

PROVIDENCE	min	fg-a	3fg-a	ft-a	reb	ast	to	bk	st	pf	pts
Geoff McDermott	37	2-7	0-0	0-2	16	2	3	1	4	2	4
Charles Burch	34	1-4	0-0	5-6	9	1	1	1	0	2	4
Herbert Hill	32	8-13	0-0	1-2	10	0	3	4	0	2	17
Donnie McGrath	39	7-19	2-10	0-0	3	1	4	0	0	3	16
Sharaud Curry	37	5-14	0-2	2-2	4	2	4	0	0	4	12
Weynmi Efejiuku	7	0-0	0-0	2-2	1	0	1	0	0	0	2
Randall Hanke	8	3-5	0-0	0-0	4	0	0	0	0	0	6
Jonathan Kale	6	0-1	0-0	0-0	0	0	0	0	0	0	0
Team					4						
Totals	200	26-66	2-12	10-14	51	6	16	9	4	15	64
		.394	.167	.714							

CINCINNATI	min	fg-a	3fg-a	ft-a	reb	ast	to	bk	st	pf	pts
Eric Hicks	36	1-13	0-0	1-2	9	1	1	4	1	3	3
Cedric McGowan	28	4-12	0-0	2-2	9	2	2	2	1	3	10
James White	35	7-13	4-6	4-5	7	0	1	0	0	4	22
Jihad Muhammad	31	4-13	3-11	2-2	5	1	1	3	3	13	
Devan Downey	37	6-17	1-5	3-5	4	3	1	1	4	2	16
Chadd Moore	16	0-3	0-1	0-0	2	2	1	2	2	0	0
Ronald Allen	10	1-2	0-0	0-0	3	0	1	0	1	2	2
Connor Barwin	7	0-1	0-0	0-0	3	1	0	0	0	0	0
Team					2						
Totals	200	23-74	8-23	12-16	41	14	9	9	12	19	66
		.311	.348	.750							

Halftime: Cincinnati 33, Providence 32. **Dead Ball Rebounds:** Cincinnati 2, Providence 5. **Technical:** None. **Officials:** Jim Burr, Fran Connolly, J.D. Collins. **Attendance:** 12,127.

GAME 24 Cincinnati 74
Louisville 68
Feb. 6, 2006 Cincinnati, OH

Final: Jihad Muhammad scored 19 points and Devan Downey tallied a pair of key late baskets to lead Cincinnati to a 74-68 win over Louisville.

Defining Moment: Downey, who tallied a key trey at 2:47, scored a layup with 20 seconds left to put UC up 72-68.

Key Stat: UC was a school-record 18-of-18 at the foul line.

Performance Leaders: Muhammad 19 points, 5-10 3-point FGs; Downey 15 points, 4 assists.

LOUISVILLE	min	fg-a	3fg-a	ft-a	reb	ast	to	bk	st	pf	pts
Juan Patacos	27	3-7	0-3	0-0	6	1	2	1	0	4	6
David Padgett	31	3-8	0-0	0-1	8	3	2	3	0	5	6
Taquan Dean	38	5-14	4-11	2-3	7	2	3	0	0	0	16
Brandon Jenkins	39	6-14	2-5	6-7	3	4	1	0	3	2	20
Andre McGee	24	4-8	4-7	2-4	1	1	2	0	2	1	14
Terrence Williams	10	0-1	0-0	0-0	0	2	0	0	0	2	0
Brad Gianiny	1	0-0	0-0	0-0	1	0	1	0	0	0	0
Chad Millard	13	1-1	1-1	0-0	0	0	1	0	0	1	3
Bryan Harvey	8	0-3	0-2	0-0	1	0	0	0	0	0	0
Terrence Farley	7	1-2	0-0	1-2	2	0	1	0	0	2	3
Brian Johnson	2	0-0	0-0	0-0	1	0	1	0	0	0	0
Team					0						
Totals	200	23-58	11-29	11-17	30	13	14	4	5	17	68
		.397	.379	.647							

CINCINNATI	min	fg-a	3fg-a	ft-a	reb	ast	to	bk	st	pf	pts
Eric Hicks	34	2-7	0-0	10-10	12	0	2	2	0	4	14
Cedric McGowan	33	3-14	0-3	0-0	8	2	0	0	0	3	6
James White	33	6-10	0-2	2-2	9	2	3	1	1	2	14
Jihad Muhammad	32	6-13	5-10	2-2	2	1	2	1	2	3	19
Devan Downey	34	7-15	1-4	0-0	4	4					

GAME 29 Seton Hall 72
Cincinnati 62

Feb. 28, 2006 East Rutherford, NJ

Final: Donald Copeland scored 28 points to lead Seton Hall to a 72-62 win over Cincinnati.

Defining Moment: Seton Hall outscored UC, 21-10, over the final 5:34.

Key Stat: UC shot .386 from the field.

Performance Leaders: Jihad Muhammad 21 points, 7-10 FG, 4-6 3-point FG; James White 17 points, 4 assists.

CINCINNATI	min	fg-a	3fg-a	ft-a	reb	ast	to	bk	st	pf	pts
Eric Hicks	31	3-11	1-2	2-6	7	0	3	2	0	3	9
Cedric McGowan ...	32	3-11	0-2	2-2	6	0	1	1	0	3	8
James White	38	6-13	3-5	2-6	3	4	2	1	1	0	17
Jihad Muhammad ..	31	7-10	4-6	3-4	6	2	0	0	1	5	21
Devan Downey	21	0-4	0-0	0-0	2	2	3	0	0	2	0
Chadd Moore	22	2-4	1-2	0-0	4	1	2	1	1	5	5
Domonic Tilford	6	1-2	0-0	0-0	0	0	1	0	0	1	2
Ronald Allen	4	0-2	0-1	0-0	2	0	0	0	1	1	0
Connor Barwin	15	0-0	0-0	0-0	2	0	0	1	0	2	0
Team					2						
Totals	200	22-57	9-18	9-18	33	9	12	6	4	22	62
		.386	.500	.500							

SETON HALL	min	fg-a	3fg-a	ft-a	reb	ast	to	bk	st	pf	pts
Kelly Whitney	38	7-15	0-0	4-6	11	1	1	0	2	2	18
Brian Laing	29	4-7	1-2	0-0	7	3	0	0	1	2	9
Grant Billmeier	27	1-4	0-0	3-4	9	2	1	2	1	4	5
Jamar Nutter	32	1-7	1-4	5-6	4	1	4	0	0	2	8
Donald Copeland ...	38	7-15	4-8	10-12	5	3	2	0	2	2	28
Carl Marshall	2	0-0	0-0	0-0	0	0	0	0	0	0	0
Paul Gause	16	1-4	0-1	0-0	1	2	1	1	2	1	2
Stan Gaines	13	1-1	0-0	0-0	0	0	0	0	0	2	2
David Palmer	5	0-0	0-0	0-0	0	0	1	0	0	1	0
Team					1		1				
Totals	200	22-53	6-15	22-28	38	12	11	3	8	16	72
		.415	.400	.786							

Halftime: Cincinnati 34, Seton Hall 28. **Dead Ball Rebounds:** Seton Hall 5, Cincinnati 5. **Technical:** None. **Officials:** Tom Lopes, Tim Clougherty, Les Jones. **Attendance:** 7,911.

GAME 30 Cincinnati 78
(16) W. Virginia 75

Mar. 4, 2006 Cincinnati, OH

Final: Eric Hicks, with 18 points, led four Bearcat double digit scorers as Cincinnati defeated West Virginia, 78-75.

Defining Moment: UC saw a 13-point second-half lead shrink to mere point in the final seconds, but Devan Downey clinched the game with a pair of free throw with 1.7 seconds to play.

Key Stats: UC shot .537 from the field and committed just seven turnovers.

Performance Leaders: Hicks 18 points, 8 rebounds; Jihad Muhammad 17 points; Devan Downey 16 points, 5 rebounds, 10 assists; James White 15 points, 6 rebounds.

WEST VIRGINIA	min	fg-a	3fg-a	ft-a	reb	ast	to	bk	st	pf	pts
Miike Gansey	34	7-9	5-6	1-2	2	1	3	0	0	1	20
Frank Young	30	5-7	3-4	0-1	7	4	1	1	0	2	13
Kevin Pittsnogle	38	9-17	2-6	3-3	9	2	1	2	0	1	23
J.D. Collins	29	2-3	0-0	1-3	3	2	1	2	1	1	5
Johannes Herber ...	31	2-10	0-5	0-0	2	5	1	0	0	5	4
Patrick Bellein	25	3-8	2-6	0-0	1	2	0	0	0	4	8
Darris Nichols	11	1-3	0-1	0-0	1	1	0	0	0	1	2
Rob Summers	2	0-0	0-0	0-0	0	0	0	0	0	0	0
Team					1						
Totals	200	29-57	12-28	5-9	26	17	7	5	1	15	75
		.509	.429	.556							

CINCINNATI	min	fg-a	3fg-a	ft-a	reb	ast	to	bk	st	pf	pts
Eric Hicks	36	7-11	1-1	3-4	8	0	1	1	0	1	18
James White	35	5-9	1-5	4-4	6	1	3	0	0	3	15
Chadd Moore	33	2-3	2-3	0-1	4	4	1	0	0	3	6
Devan Downey	36	6-13	0-1	4-4	5	10	1	0	0	2	16
Jihad Muhammad ..	36	6-12	3-7	2-2	2	2	1	0	1	1	17
Ronald Allen	1	0-0	0-0	0-0	0	0	0	0	0	0	0
Cedric McGowan ...	21	3-6	0-0	0-0	5	0	0	0	0	2	6
Connor Barwin	2	0-0	0-0	0-0	0	0	0	0	0	0	0
Team					0						
Totals	200	29-54	7-17	13-15	30	17	7	1	1	12	78
		.537	.412	.867							

Halftime: Cincinnati 37, West Virginia 31. **Dead Ball Rebounds:** Cincinnati 1, West Virginia 2. **Technical:** None. **Officials:** Tim Higgins, Jim Haney, Earl Walton. **Attendance:** 13,176.



ANDY KENNEDY

Head Coach

- First year as a head coach at any level.
- Has directed the Bearcats to a 19-11 start, beating 12 opponents ranked in the top 100 of the RPI.
- Named Mid-season Coach of the Year by SI.com.
- Member of the Cincinnati staff for the past four years, serving as associate head coach last season.
- UC's recruiting coordinator; he attracted three Top 10-ranked recruiting classes.
- Prepared for his head coaching debut with 10 seasons of service as an assistant or associate at the college level.
- Was an assistant at UAB for five years (1996-01), helping the Blazers compile a 90-66 record and reach postseason play three times.
- Made his coaching debut as an assistant at South Alabama in 1994.
- No. 2 all-time leading scorer at UAB, where he still holds or shares 20 school records.
- Played professionally for four seasons, starting with the Charlotte Hornets and then playing in Greece, Holland, Spain and Puerto Rico.

Andy Kennedy Coaching Record

Season	School		Record	
1994-95	South Alabama	Asst. Coach	8 -15	
1996-97	UAB	Asst. Coach	18 -14	NIT
1997-98	UAB	Asst. Coach	21 -12	NIT
1998-99	UAB	Asst. Coach	20 -12	NCAA
1999-00	UAB	Asst. Coach	14 -14	
2000-01	UAB	Asst. Coach	17 -14	
2001-02	Cincinnati	Asst. Coach	31 -4	NCAA
2002-03	Cincinnati	Asst. Coach	17 -12	NCAA
2003-04	Cincinnati	Asst. Coach	25 -7	NCAA
2004-05	Cincinnati	Assoc. Head Coach	25 -8	NCAA
2005-06	Cincinnati	Head Coach	19 -11	

As a Player

1986-87	Freshman at North Carolina State, coached by Jim Valvano
1987-91	Completed career at UAB, coached by Gene Bartow
1991-94	Played professionally in the NBA (Charlotte) and in Europe

Education

1991	Bachelor of Arts, UAB
------	-----------------------

Personal

Born March 13, 1968 in Louisville, Miss.
 Married: wife Kimber; daughters Meagan (9) and Kaitlyn (5)



FRANK MARTIN

Assistant Coach

- Second year on the Cincinnati staff.
- Works with the Bearcat guards, after tutoring the frontcourt players last year.
- Has compiled 21 years of coaching experience, five in the college ranks.
- Was previously assistant coach at Northeastern University where his efforts in recruiting helped the Huskies pot their best record in 11 seasons.
- Coached in the high school ranks in the Miami, Fla. area for 16 seasons where his teams dominated the competition.
- Directed Miami Senior High to three consecutive Florida 6A state titles.



CORIE BLOUNT

Assistant Coach

- Former Bearcat who returns to his alma mater after an 11-year career in the NBA.
- Joined the staff on Dec. 6.
- Works with the UC frontcourt players.
- Was the starting center on the 1992 UC team that reached the Final Four and the 1993 team that advanced to the Elite Eight before losing to eventual national champion North Carolina in overtime.
- Averaged 9.4 points, 7.0 rebounds and 1.5 blocks in his two-season career.
- Drafted in the first round of the 1993 NBA Draft by the Chicago Bulls.
- Played for Chicago (1993-95), the Los Angeles Lakers (1995-98), Cleveland (1998-99), Phoenix (1999-2001), Golden State (2001), Philadelphia (2002), Chicago (2003-04) and Toronto (2004).
- Retired before the start of the 2004-05 season with career averages of 3.6 points and 4.2 rebounds.



ANDY ASSALEY

Assistant to the Head Coach

- Fifth season on the Cincinnati staff and first in the newly-created position of assistant to the head coach.
- Joined UC staff in 2001 as administrative assistant.
- Promoted to video coordinator in 2003.
- Previously served as varsity assistant and junior varsity coach at Cincinnati Country Day (1995-2001), helping school earn spots in the district finals of the state championships in 1999 and 2001.
- Junior varsity team was 20-0 in 1999.
- Has taught at the Five Star summer basketball camp.



23 RONALD ALLEN
6-9, 225 Jr. Los Angeles, Calif.

- Top sub to the Bearcat front line positions.
- Has played in all 30 games.
- Is 10-for-25 from 3-point range this season.
- Scored a basket and recorded three rebounds in the win over Providence (2/17/06).
- Played 10 minutes and had a basket vs. Louisville

(2/6/06).

- Tallied four points and two rebounds vs. Pittsburgh (2/12/06).
- Had five points and four rebounds vs. Louisville (1/25/06).
- Made his only career start vs. USF (1/31/06).
- Tied a career high with 11 points vs. North Carolina A&T, making a pair of 3-pointers.
- Set UC career highs with 11 points and five rebounds vs. Holy Cross (11/25/05).
- Scored nine points vs. Illinois State (11/22/05), going 3-of-3 from 3-point range, in a span of 1:31.
- Had four points and two rebounds vs. Syracuse (1/14/06).
- Scored two points in his UC debut vs. Murray State (11/19/05).
- The devastation of Hurricane Katrina brought him to the Bearcats.
- Was scheduled to return to the Xavier University of New Orleans team for his junior season before the hurricane shut the school and forced him to evacuate.
- Fled to Cincinnati and was granted immediate eligibility by the NCAA.
- Averaged 4.9 points and 2.6 rebounds after recovering from an early season injury to play the final 19 games at Xavier last season.
- Played at Los Angeles City College in 2003-04.
- Was a McDonald's All-American nominee as a senior at Artesia High in Los Angeles.
- Named to the California Interscholastic Federation area Sweet 16 players team.

2005-06 Game-by-Game Statistics

	Min	Fg-Fga	3g-3ga	Ft-Fta	Pts	Reb	Ast	St	Blk	TO	Pf
Murray State	2	0-1	0-0	2-2	2	1	0	0	0	0	0
Illinois State	7	3-3	3-3	0-0	9	1	0	0	1	1	2
Holy Cross	14	4-7	2-2	1-2	11	5	0	0	1	2	1
Dayton	6	1-3	0-1	2-2	4	2	1	0	1	1	1
Memphis	11	0-2	0-1	0-0	0	4	0	1	0	1	1
Vanderbilt	7	0-1	0-1	0-0	0	3	0	0	0	0	4
Ohio	6	1-1	1-1	2-2	5	1	0	0	0	1	3
Tennessee Tech	12	1-3	0-1	0-0	2	1	0	0	0	1	2
Ark.-Monticello ...	10	0-2	0-1	0-0	0	0	0	1	0	0	2
Dayton	13	1-3	0-0	1-2	3	5	0	0	0	0	3
LSU	6	1-1	0-0	0-0	2	2	0	0	0	1	2
Miami (Ohio)	4	0-0	0-0	1-2	1	0	0	0	0	0	1
N.C. A&T	14	4-6	2-3	1-2	11	4	0	1	0	2	4
DePaul	3	1-1	0-0	0-0	2	0	0	0	0	0	1
Marquette	9	0-2	0-1	0-0	0	2	0	0	1	1	0
Connecticut	7	0-0	0-0	0-0	0	0	0	0	0	0	2
Syracuse	15	1-3	1-2	1-2	4	2	0	1	0	0	0
Xavier	6	0-0	0-0	0-0	0	1	0	0	0	0	4
Rutgers	2	0-1	0-1	0-1	0	0	0	0	0	0	1
Louisville	8	2-3	1-2	0-0	5	4	0	0	0	1	1
Georgetown	6	1-2	0-1	0-0	2	1	0	0	0	0	1
USF	* 11	0-1	0-0	2-2	2	1	0	0	0	0	2
West Virginia ...	2	0-0	0-0	0-0	0	0	0	0	0	0	1
Louisville	10	1-3	0-1	0-0	2	0	0	0	0	0	1
Pittsburgh	8	2-4	0-1	0-0	4	2	0	0	0	0	1
Syracuse	1	0-0	0-0	0-0	0	0	0	0	0	0	0
Providence	10	1-2	0-0	0-0	2	3	0	1	0	1	2
Villanova	7	0-1	0-1	0-0	0	1	0	0	0	0	1
Seton Hall	4	0-2	0-1	0-0	0	2	0	1	0	0	1
West Virginia ...	1	0-0	0-0	0-0	0	0	0	0	0	0	0

*denotes games started


Career Highs

Points	11	multiple opp.	FTA	2	multiple opp.
FG	4	multiple opp.	Rebounds ...	5	multiple opp.
FGA	7	Holy Cross (11/25/05)	Assists	1	Dayton (11/29/05)
3FG	3	Illinois St. (11/22/05)	Steals	1	multiple opp.
3FGA	3	multiple opp.	Blocks	1	multiple opp.
FT	2	multiple opp.			

CAREER STATISTICS

Season	G-GS	Min-Avg	FG-FGA Pct	3G-3GA Pct	FT-FTA Pct	PTS-Avg	REB-Avg	AST-Avg	St Blk	Dk	TO	PF-D
2004-05	19-0	213-11.2	39-84 .464	2-11 .182	13-22 .591	93-4.9	45-2.4	0-0.0	1 4	-	33	46-0
2005-06	30-1	222-7.4	25-58 .431	10-25 .400	13-18 .722	73-2.4	48-1.6	1-0.0	6 4	3	13	45-0
Career	49-1	435-8.9	64-142 .451	12-36 .333	26-40 .650	166-3.4	93-1.9	1-0.0	7 8	3	46	91-0

*2004-05 Stats from Xavier University of Louisiana



3 DEVAN DOWNEY
5-10, 175 Fr. Chester, S.C.

- Named to the BIG EAST All-Rookie team.
- Team's third-leading scorer (12.3) and leader in assists (4.1) and steals (2.0).
- Has averaged 5.2 assists over his last five games.
- Has at least one steal in all but five games and had a streak of 14 games with at least one steal; has

had three or more steals in 11 games.

- Scored 16 points and dished out 10 assists, one shy of his career high, in the win over No. 16 West Virginia (3/4/06), his second double-double.
- Tallied 13 points and had four assists and two steals vs. No. 2 Villanova (2/23/06).
- Had 16 points, three assists and four steals in the win over Providence (2/17/06), sinking a pair of free throws with 3.4 seconds remaining to provide the winning points in the 66-64 victory, earning BIG EAST Rookie of the Week honors.
- Keyed win over Syracuse (2/15/06) with 16 points and seven assists.
- Scored 15 points, making a game-clinching layup with 20 seconds left in the win over Louisville (2/6/06), also finishing with four assists.
- Tallied a game-high 21 points, four assists and four steals in win vs. Rutgers (1/22/06).
- Scored 22 points vs. Xavier (1/19/06), making a career-high four 3-pointers, including a trey with 30 seconds left in regulation that helped rally UC from a six-point deficit and send the game into overtime.
- Keyed UC's 10-game win streak, averaging 14.7 points, 5.1 assists, and 2.1 steals.
- Recorded a career-high five steals vs. Marquette (1/7/06).
- Dished out a career-high 11 assists vs. North Carolina A&T (12/30/05), and with 13 points, recorded his first career double-double.
- Keyed the Las Vegas Holiday Classic victory over Dayton (12/22/05) with 21 points, going 7-of-13 from the field and 7-of-7 at the foul line.
- Earned BIG EAST Conference Rookie of the Week honors in back-to-back weeks (Dec. 12, Dec. 19).
- Scored a career-high 24 points on 10-of-16 shooting vs. Ohio (12/14/05), also finishing with five assists and four steals.
- Made his first career start vs. Holy Cross (11/25/05) and responded with 12 points, five rebounds, three assists and four steals.
- Exploded for 21 points, shooting 7-of-12 from the field vs. Illinois State (11/22/05), also had four steals and three assists.
- South Carolina Class AAA Player of the Year and Mr. Basketball honoree as a senior at Chester High.
- Averaged 36.9 points, 6.1 assists, 4.3 rebounds and 4.7 steals.
- Had a single game scoring high of 67 points and once made 32 straight free throws.
- Scored 2,738 career points, most ever in South Carolina prep history.
- Three-time first team all-state selection and finalist for the Gatorade National Player of the Year award.

2005-06 Game-by-Game Statistics

	Min	Fg-Fga	3g-3ga	Ft-Fta	Pts	Reb	Asst	St	Blk	TO	Pf
Murray State	15	1-2	0-0	2-4	4	1	3	0	0	1	4
Illinois State	30	7-12	2-3	5-5	21	1	3	4	0	3	2
Holy Cross	* 23	3-5	1-2	5-7	12	5	3	4	0	3	3
Dayton	* 30	3-12	0-3	2-2	8	2	0	2	1	3	3
Memphis	* 32	5-11	0-3	4-4	14	2	2	1	0	3	1
Vanderbilt	* 30	5-11	0-2	8-9	18	2	2	4	0	1	4
Ohio	* 33	10-16	0-2	4-5	24	1	5	4	0	3	1
Tennessee Tech	* 28	6-10	0-1	4-6	16	7	9	3	0	2	1
Ark.-Monticello ...	* 27	6-14	1-3	0-0	13	2	3	1	0	2	0
Dayton	* 35	7-13	0-3	7-7	21	2	3	1	1	1	2
LSU	* 31	5-14	1-2	0-0	11	1	8	0	1	3	2
Miami (Ohio)	* 26	4-7	2-2	9-9	19	2	2	1	0	2	3
N.C. A&T	* 27	3-8	1-2	6-8	13	2	11	2	0	2	2
DePaul	* 31	3-11	0-2	0-0	6	2	6	0	0	3	2
Marquette	* 27	2-9	0-1	2-2	6	3	2	5	1	2	1
Connecticut	* 35	3-8	0-1	1-3	7	2	2	1	0	1	2
Syracuse	* 28	3-10	0-1	3-5	9	1	3	4	0	1	4
Xavier	* 44	8-18	4-6	2-3	22	5	5	3	0	1	2
Rutgers	* 37	9-17	1-1	2-4	21	2	4	4	0	3	2
Louisville	* 25	1-9	0-2	0-0	2	2	5	3	0	5	2
Georgetown	* 20	0-5	0-1	0-0	0	1	2	1	0	0	0
USF	33	3-9	0-0	6-8	12	6	3	1	1	1	2
West Virginia ...	* 32	3-12	0-1	0-0	6	4	4	1	0	2	4
Louisville	* 34	7-15	1-4	0-0	15	4	4	1	0	3	3
Pittsburgh	* 25	3-8	0-1	1-1	7	0	3	1	0	3	2
Syracuse	* 37	7-13	2-4	0-0	16	4	7	1	0	3	3
Providence	* 37	6-17	1-5	3-5	16	4	3	4	1	1	2
Villanova	* 37	3-12	1-1	6-6	13	4	4	2	0	2	3
Seton Hall	* 21	0-4	0-0	0-0	0	1	2	0	0	3	2
West Virginia ...	* 36	6-13	0-1	4-4	16	5	10	0	0	1	2

*denotes games started

Career Highs

Points	24	Ohio (12/14/05)	FTA	9	multiple opp.
FG	10	Ohio (12/14/05)	Rebounds ...	7	Tenn. Tech (12/17/05)
FGA	18	Xavier (1/19/06)	Assists	11	N.C. A&T (12/30/05)
3FG	4	Xavier (1/19/06)	Steals	5	Marquette (1/7/06)
3FGA	6	Xavier (1/19/06)	Blocks	1	multiple opp.
FT	9	Miami (Ohio) (12/28/05)			

CAREER STATISTICS

Season	G	GS	Min	Avg	FG	FGA	Pct	3G	3GA	Pct	FT	Fta	Pct	PTS	Avg	REB	Avg	AST	Avg	St	Blk	Dk	TO	PF	D
2005-06	30	-27	906	-30.2	132	-325	.406	18	-60	.300	86	-107	.804	368	-12.3	80	-2.7	123	-4.1	59	6	0	64	66	-0
Career	30	-27	906	-30.2	132	-325	.406	18	-60	.300	86	-107	.804	368	-12.3	80	-2.7	123	-4.1	59	6	0	64	66	-0



14 ERIC HICKS

6-6, 245 Sr. Greensboro, N.C.

- Named first team All-BIG EAST.
- BIG EAST Defensive Player of the Year candidate who was on the preseason watch list for the Naismith Award.
- Named to NABC first team All-District 10.
- Team's leader in rebounding (9.3) and blocks

(3.4) and is second in scoring (14.2).

- Ranked No. 5 nationally in blocks and No. 27 in rebounding in the most recent NCAA stats.
- Averaging a double-double (14.9 points, 10.0 rebounds) over his last 20 games.
- Has blocked at least one shot in 59 of his last 62 games.
- Ranks third at UC in career blocks (244) while his 101 blocks this season is the second-highest single season total, seven shy of the UC record.
- Tied for No. 26 at UC in career scoring with 1,146 points.
- Has 24 career double-doubles, 11 this season, including a triple-double.
- Celebrated Senior Day with 18 points and eight rebounds in the win over No. 16 West Virginia (3/4/06).
- Amassed 14 points and 12 rebounds despite playing with a concussion in the second half in the win over Louisville (2/6/06).
- Scored 22 points on 11-of-14 shooting with seven dunks, grabbed 10 rebounds and blocked three shots vs. No. 11 West Virginia (2/4/06).
- Had 15 points and tied a career high with 17 rebounds at Louisville (1/25/06).
- BIG EAST Co-Player of the Week (Jan. 1-8) after averaging 21.0 points, 13.5 rebounds, 5.5 blocks and shooting .600 from the field in wins over DePaul (1/4/06) and Marquette (1/7/06).
- Became the fifth UC player to record a triple-double when he posted 22 points, 12 rebounds and a school record-tying 10 blocks vs. Marquette (1/7/06).
- Earned BIG EAST Honor Roll recognition after averaging 17.5 points, 9.5 rebounds and 5.5 blocks in wins over Miami (Ohio) and North Carolina A&T.
- Scored a career-high 24 points, on 11-of-14 shooting, vs. North Carolina A&T, also recording 10 rebounds seven blocks.
- Averaged 7.8 points and 3.0 rebounds as a sixth man at the World University Games, helping the U.S.A. win the Gold Medal last summer.
- Third team All-Conference USA selection, and second team NABC All-District 10 in 2004-05.
- Team's leading rebounder (9.0) and second in scoring (13.7) and blocks (2.3).
- Scored 22 points vs. DePaul (2/12/05), making 10-of-11 shots from the field to record the third-best single game field goal percentage in UC history.
- Team's second-leading rebounder (5.8) and shot blocker (1.2) and field goal percentage leader (.590) in 2003-04.
- Runner-up for North Carolina high school player of the year honors as a senior at Dudley High.

2005-06 Game-by-Game Statistics

	Min	Fg-Fga	3g-3ga	Ft-Fta	Pts	Reb	Ast	St	Blk	TO	Pf
Murray State	* 42	6-15	0-1	6-7	18	10	1	0	0	1	2
Illinois State	* 32	4-12	0-0	0-1	8	11	3	2	3	0	2
Holy Cross	* 32	2-9	0-1	1-1	5	5	3	2	3	2	3
Dayton	* 35	9-19	0-3	0-1	18	8	0	0	2	0	2
Memphis	* 37	3-11	0-0	9-14	15	14	0	0	3	2	2
Vanderbilt	* 30	4-9	0-0	5-5	13	8	1	0	1	1	5
Ohio	* 33	4-7	0-0	0-0	8	9	2	3	5	1	0
Tennessee Tech	* 27	8-11	0-0	3-3	19	7	1	1	5	0	2
Ark.-Monticello ...	* 31	5-8	0-0	5-7	15	6	2	0	3	0	0
Dayton	* 22	3-8	0-0	4-4	10	3	0	0	2	0	4
LSU	* 37	9-13	0-0	3-5	21	7	2	0	3	4	2
Miami (Ohio)	* 34	5-7	1-1	0-0	11	9	1	0	4	4	2
N.C. A&T	* 32	11-14	0-0	2-4	24	10	1	1	7	3	1
DePaul	* 34	9-17	0-0	2-3	20	15	0	1	1	0	3
Marquette	* 38	9-13	1-2	3-5	22	12	2	1	10	0	0
Connecticut	* 36	6-15	1-1	1-1	14	12	1	0	7	2	2
Syracuse	* 31	3-8	0-0	3-7	9	7	0	0	0	0	4
Xavier	* 38	5-12	1-1	1-3	12	9	0	1	7	1	4
Rutgers	* 36	4-13	0-1	5-8	13	12	0	2	2	1	3
Louisville	* 32	6-11	0-0	3-8	15	17	0	1	1	1	2
Georgetown	* 36	5-11	1-2	2-3	13	9	0	0	4	1	1
USF	* 34	5-16	0-0	3-6	13	11	0	0	6	1	2
West Virginia ...	* 37	11-14	0-0	0-0	22	10	0	1	3	4	1
Louisville	* 34	2-7	0-0	10-10	14	12	0	0	2	2	4
Pittsburgh	* 31	4-12	1-3	6-6	15	4	0	0	1	2	3
Syracuse	* 37	3-8	0-0	2-4	8	11	0	0	5	4	4
Providence	* 36	1-13	0-0	1-2	3	9	1	1	4	1	3
Villanova	* 34	7-11	0-1	7-10	21	9	0	1	4	2	3
Seton Hall	* 31	3-11	1-2	2-6	9	7	0	0	2	3	3
West Virginia ...	* 36	7-11	1-1	3-4	18	8	0	0	1	1	1

*denotes games started

Career Highs

Points	24	N.C. A&T (12/30/05)	FTA	14	multiple opp.
FG	11	multiple opp.	Rebounds ..	17	multiple opp.
FGA	19	Dayton (11/29/05)	Assists	3	multiple opp.
3FG	1	multiple opp.	Steals	3	multiple opp.
3FGA	3	multiple opp.	Blocks	10	Marquette (1/7/06)
FT	11	Miami (12/27/04)			

CAREER STATISTICS

Season	G-GS	Min-Avg	FG-FGA	Pct	3G-3GA	Pct	FT-FTA	Pct	PTS-Avg	REB-Avg	AST-Avg	St	Blk	Dk	TO	PF-D
2002-03	26-2	352-13.5	24-54	.444	0-1	.000	16-34	.471	64-2.5	93-3.6	5-0.2	2	33	9	10	47-0
2003-04	31-1	589-19.0	82-139	.590	0-0	—	54-102	.529	218-7.0	179-5.8	13-0.4	21	38	30	35	58-0
2004-05	32-28	1007-31.5	162-312	.519	4-16	.250	110-188	.585	438-13.7	287-9.0	24-0.8	15	72	33	53	78-0
2005-06	30-30	1015-33.8	163-346	.471	8-20	.400	92-138	.667	426-14.2	280-9.3	21-0.7	18	101	33	44	70-1
Career	119-61	2963-24.9	431-851	.506	12-37	.324	272-462	.589	1146-9.6	839-7.1	63-0.5	56	244	105	142	253-1



30 CEDRIC MCGOWAN
6-6, 230 Jr. Miami, Fla.

- Has played a key role on the front line in his initial season as a Bearcat, following transfer from junior college.
- Started 29 of 30 games, relinquishing his starting role for Senior Day.
- Team's second-leading rebounder (7.2).
- Scored in double figures 11 times.
- Averaged 14.5 points and 9.0 rebounds in UC's two-game win streak in mid-February.
- Scored 10 points and grabbed nine rebounds in the win over Providence (2/17/06).
- Scored a career-high 19 points vs. Syracuse (2/15/06), also finishing with nine rebounds.
- Grabbed 11 rebounds vs. West Virginia (2/4/06), his second consecutive double-digit rebound performance and fifth of the season.
- Recorded his second double-double with a career-high 18 points and 14 rebounds vs. USF (1/31/06).
- Tallied 11 points vs. Xavier (1/19/06), making a steal and converting it into a fastbreak dunk to tie the game with 41 seconds left in overtime.
- Hauled down 20 rebounds—the most by a Bearcat in eight seasons—and tied his career scoring high with 13 points vs. DePaul (1/4/06), his first career double-double.
- Keyed win over Miami (Ohio) (12/28/05) with 10 points and seven boards, rebounding from a shoulder injury suffered five days earlier.
- Scored 12 points, grabbed seven rebounds and set a career high with three assists vs. Tennessee Tech (12/17/05).
- Scored a career-high 13 points and grabbed seven rebounds vs. Dayton (11/29/05).
- Scored nine points and grabbed 10 rebounds in his UC debut vs. Murray State (11/19/05), becoming the first UC player since Pete Mickeal (1998) • Earned honorable mention junior college All-American honors last season at Kilgore (Texas) College.
- Averaged 15.1 points and 5.9 rebounds while shooting .557 from the field; earning first team all-conference and all-district honors.
- First team all-state selection as a senior and two-time all-city and all-district pick at Miami Northwest High.
- Earned Defensive Player of the Year honors his junior and senior seasons.

2005-06 Game-by-Game Statistics

	Min	Fg-Fga	3g-3ga	Ft-Fta	Pts	Reb	Ass	St	Blk	TO	Pf
Murray State	* 32	4-8	0-1	1-2	9	10	2	0	0	0	3
Illinois State	* 23	1-5	0-1	2-4	4	3	0	1	0	0	3
Holy Cross	* 26	4-7	1-1	0-0	9	7	2	1	0	1	0
Dayton	* 29	5-6	3-4	0-0	13	7	0	0	0	0	2
Memphis	* 30	3-8	0-1	2-4	8	6	1	1	0	1	2
Vanderbilt	* 27	3-5	0-1	4-4	10	5	1	0	0	1	3
Ohio	* 26	4-7	0-0	0-1	8	8	1	1	0	1	0
Tennessee Tech	* 17	4-10	0-0	4-7	12	7	0	3	1	1	3
Ark.-Monticello	* 29	1-3	1-1	6-6	9	13	1	1	0	0	2
Dayton	* 31	5-7	0-1	1-2	11	6	1	0	0	0	3
LSU	* 10	0-2	0-1	0-0	0	1	1	0	1	0	0
Miami (Ohio)	* 34	5-9	0-1	0-0	10	7	1	1	0	0	0
N.C. A&T	* 23	4-7	0-1	4-4	12	5	0	2	0	0	2
DePaul	* 32	5-9	0-0	3-4	13	20	0	0	0	1	1
Marquette	* 26	2-2	0-0	2-2	6	4	2	0	1	2	3
Connecticut	* 31	2-7	0-2	2-2	6	4	0	3	0	2	3
Syracuse	* 25	3-5	0-0	0-0	6	8	1	1	1	2	3
Xavier	* 39	5-10	1-2	0-1	11	7	2	2	0	2	3
Rutgers	* 28	4-8	0-2	0-0	8	2	3	1	0	0	2
Louisville	* 27	1-6	0-1	0-0	2	7	1	2	0	2	3
Georgetown	* 33	4-6	0-1	0-0	8	9	1	1	0	0	2
USF	* 37	7-14	0-2	4-6	18	14	1	0	0	2	1
West Virginia	* 31	1-6	0-0	0-0	2	11	0	1	1	1	0
Louisville	* 33	3-14	0-3	0-0	6	8	2	0	0	0	3
Pittsburgh	* 22	0-3	0-0	0-0	0	4	0	1	1	1	4
Syracuse	* 31	8-16	2-6	1-2	19	9	1	0	0	1	2
Providence	* 28	4-12	0-0	2-2	10	9	2	1	2	2	3
Villanova	* 27	0-7	0-1	0-0	0	4	0	0	2	0	1
Seton Hall	* 32	3-11	0-2	2-2	8	6	0	0	1	1	3
West Virginia	21	3-6	0-0	0-0	6	5	0	0	0	0	2

*denotes games started

Career Highs

Points	19	Syracuse (2/15/06)	FTA	6	multiple opp.
FG	8	Syracuse (2/15/06)	Rebounds ..	20	DePaul (1/4/06)
FGA	16	Syracuse (2/15/06)	Assists	3	Rutgers (1/22/06)
3FG	3	Dayton (11/29/05)	Steals	3	multiple opp.
3FGA	6	Syracuse (2/15/06)	Blocks	2	Providence (2/17/06)
FT	6	Ark.-Mont. (12/19/05)			

CAREER STATISTICS

Season	G	GS	Min	Avg	FG	FGA	Pct	3G	3GA	Pct	FT	Fta	Pct	PTS	Avg	REB	Avg	AST	Avg	St	Blk	Dk	TO	PF	D
2005-06	30	-29	840	-28.0	98	-226	.434	8	-36	.222	40	-55	.727	244	-8.1	216	-7.2	27	-0.9	24	11	15	24	62	-0
Career	30	-29	840	-28.0	98	-226	.434	8	-36	.222	40	-55	.727	244	-8.1	216	-7.2	27	-0.9	24	11	15	24	62	-0



1 CHADD MOORE
6-2, 175 Sr. Huntsville, Ala.

- Made a valiant comeback, overcoming chronic back problems which limited his play the past two years and caused him to give up the sport last February.
- Started six games this season.
- Has averaged 21.0 minutes since Armein

Kirkland's injury on Jan. 9.

- Is 7-of-10 from 3-point range over his last three games.
- Has averaged 8.3 points and 4.3 rebounds the past three games.
- Started and played a career-high 33 minutes in the Senior Day win over West Virginia (3/4/06), and posted six points, four rebounds and four assists.
- Scored a season-high 14 points, making a career-high four 3-pointers, and tied a career high with five rebounds vs. No. 2 Villanova (2/23/06).
- Dished out a season-high six assists and made a pair of steals in the win over USF (1/31/06).
- Hero of the win over Rutgers (1/22/06), scoring a season-high 11 points; made a steal to thwart Rutgers' game-tying shot attempt and sank two game-clinching free throws with 16 seconds to play.
- Keyed the defensive effort in the win over DePaul (1/4/06), tying a career-high with four steals.
- Debuted by scoring nine points in 22 minutes vs. Vanderbilt (12/10/05).
- Missed the first five games this season due to his participation in a summer league when on medical hardship.
- Played in 24 games in 2004-05, making five starts.
- Had a pair of 10-point scoring performances vs. Purdue and LaSalle.
- Had a career-high 10 assists in the win LaSalle victory (12/22/04) and posted his first double-double with 10 points.
- Emerged as the No. 2 point guard in 2002-03.
- Made his first career start in the win over Chattanooga (1/2/03) and had 12 points, eight assists, five rebounds and two steals.
- Earned All-Eastern prep honors as a senior at Oak Hill (Va.) Academy in 2001-02, averaging 8.0 points and 5.5 assists while leading his team to a 32-1 record.
- Was an Alabama 5A all-state selection in 2000-01 at Huntsville (Ala.) Lee High, averaging 21 points and six assists.

2005-06 Game-by-Game Statistics

	Min	Fg	Fga	3g	3ga	Ft	Fta	Pts	Reb	Ast	St	Blk	TO	Pf
Murray State	DND													
Illinois State	DND													
Holy Cross	DND													
Dayton	DND													
Memphis	DND													
Vanderbilt	22	2-4	0-1	5-6	9	0	1	1	0	1	3			
Ohio	19	2-4	2-4	0-0	6	4	2	2	0	3	2			
Tennessee Tech * 23	2-6	0-3	0-0	4	3	2	1	0	0	2				
Ark.-Monticello ...	15	0-1	0-1	0-0	0	1	4	1	1	0	1			
Dayton	12	0-2	0-1	2-2	2	1	3	1	0	2	3			
LSU	16	0-1	0-1	1-2	1	2	0	0	0	1	0			
Miami (Ohio)	11	0-0	0-0	0-0	0	0	0	1	0	1	1			
N.C. A&T	15	2-4	1-3	0-0	5	3	0	1	0	2	1			
DePaul	12	1-4	0-2	0-0	2	1	4	0	0	2				
Marquette	10	0-1	0-1	0-0	0	0	0	0	0	1	0			
Connecticut	26	0-0	0-0	0-0	0	1	3	0	0	2	3			
Syracuse	* 22	2-7	0-4	0-0	4	1	0	0	0	1	3			
Xavier	* 13	0-4	0-2	0-0	0	3	2	1	0	0	0			
Rutgers	* 27	4-7	1-1	2-2	11	3	1	1	0	0	3			
Louisville	* 25	1-7	1-4	0-0	3	2	2	1	0	2	5			
Georgetown	26	1-5	1-4	0-0	3	2	2	1	0	2	2			
USF	27	0-2	0-1	0-0	0	3	6	2	0	0	3			
West Virginia ...	15	0-1	0-1	0-0	0	1	1	0	0	1	1			
Louisville	16	0-1	0-0	4-4	4	3	2	1	1	1	1			
Pittsburgh	15	1-2	0-1	1-2	3	1	4	0	0	2	2			
Syracuse	8	0-0	0-0	0-0	0	1	1	1	0	3	0			
Providence	16	0-3	0-1	0-0	0	2	2	2	1	2	2			
Villanova	25	5-7	4-5	0-1	14	5	0	0	0	1	4			
Seton Hall	22	2-4	1-2	0-0	5	4	1	1	1	2	5			
West Virginia ... * 33	2-3	2-3	0-1	6	4	4	0	0	1	3				

*denotes games started

Career Highs

Points	15	Oakland (11/24/03)	FTA	8	DePaul (1/8/03)
FG	7	Oakland (11/24/03)	Rebounds ...	5	Chattanooga (1/2/03)
FGA	10	Oakland (11/24/03)	Assists	10	LaSalle (12/22/04)
3FG	4	Villanova (2/23/06)	Steals	4	multiple opp.
3FGA	6	LaSalle (12/22/04)	Blocks	2	TCU (1/11/03)
FT	7	DePaul (1/8/03)			

CAREER STATISTICS

Season	G	GS	Min	Avg	FG	FGA	Pct	3G	3GA	Pct	FT	FTA	Pct	PTS	Avg	REB	Avg	AST	Avg	St	Blk	Dk	TO	PF	D
2002-03	21	-1	185	-8.8	17	-43	.395	3	-9	.333	18	-26	.692	55	-2.6	15	-0.7	34	-1.6	13	6	0	16	14	-0
2003-04	25	-0	261	-10.4	30	-59	.508	5	-15	.333	16	-25	.640	81	-3.2	22	-0.9	50	-2.0	24	4	0	35	27	-0
2004-05	24	-5	362	-15.1	28	-70	.400	9	-30	.300	15	-21	.714	80	-3.3	40	-1.7	59	-2.5	21	10	0	29	39	-0
2005-06	25	-6	471	-18.8	27	-80	.338	13	-46	.283	15	-20	.750	82	-3.3	51	-2.0	44	-1.8	23	4	0	31	52	-2
Career	95	-12	1279	-13.5	102	-252	.405	30	-100	.300	64	-92	.696	298	-3.1	128	-1.3	187	-2.0	81	24	0	111	132	-2



13 JIHAD MUHAMMAD

5-11, 175 Sr. Plainfield, N.J.

- Has started the last 10 games and has seen his playing role expand after serving the first two months of the season as a top sub.
- Team's top scorer over the last nine games, averaging 17.2 points.
- Leads team in 3-point field goals (61).
- Scored in double figures 17 times this season, including the last nine games.
- Has tallied 123 treys at UC.
- Has averaged 3.5 assists over his last four games.
- Tied his season-best of 21 points, going 7-of-10 from the field, and gathered six rebounds at Seton Hall (2/28/06), playing before 41 friends and family members from his hometown of nearby Plainfield.
- Keyed the victory over Syracuse (2/15/06) with 19 points, a career-high eight rebounds, and three steals.
- Scored a season-high 21 points, on 9-of-16 shooting, vs. Pittsburgh (2/12/06).
- Tallied 19 points, making 5-of-10 3-point field goals, and sank a pair of clinching free throws in the win over Louisville (2/6/06).
- Scored 15 points and made a career-high four steals vs. West Virginia (2/4/06).
- Scored 20 points vs. DePaul (1/4/06), going 7-of-12 from the field.
- Hero of win over Miami (Ohio) (12/28/05) with 15 points, four rebounds, four assists and two blocks, keying the game-turning 11-0 run with three baskets, two after making steals.
- Made his UC debut last season at point guard following his transfer from junior college.
- Averaged 10.4 points and 2.7 assists, scoring in double digits 17 times last season.
- Team-leader in 3-point field goals (62) and made at least one trey in all but six games in 2004-05.
- Scored a career-high 24 points in the win over Tulane, going 9-of-13 from the field and 6-of-9 from 3-point range.
- Had 13 points in the win over Northwestern State (12/18/04), 11 in the final 15:52 to help UC erase a one-point deficit.
- Tallied 23 points vs. Northern Iowa (11/24/04), 12 in the final 6:46 of regulation to send the game into overtime.
- Made his UC debut with 17 points and seven rebounds vs. Valparaiso (11/19/04).
- Consensus junior college All-American in 2003-04 at San Jacinto Junior College.
- Averaged 16.8 points and 5.6 assists while leading the school to a 27-4 record, earning region MVP honors.
- First team All-American selection by *PrepStars* and *Hoop Scoop*.
- Rated the top junior college point guard prospect by *The Sporting News* and was ranked No. 2 by *Hoopmasters.com*.
- Earned the Small Player Award, honoring performers 6-feet and shooter, at the NJCAA Tournament after leading his team to the championship game.
- Helped Plainfield (N.J.) High to a 12th place finish in the state playoffs in 2001-02.

2005-06 Game-by-Game Statistics

	Min	Fg-Fga	3g-3ga	Ft-Fta	Pts	Reb	Ast	St	Blk	TO	Pf
Murray State.....	* 36	3-6	2-4	0-0	8	3	3	1	0	3	3
Illinois State.....	* 18	0-4	0-2	0-0	0	0	3	0	0	3	2
Holy Cross.....	22	2-6	0-3	1-1	5	4	1	0	2	3	
Dayton.....	17	0-3	0-2	0-0	0	0	0	0	0	1	1
Memphis.....	28	6-13	3-5	2-4	17	3	0	0	0	4	5
Vanderbilt.....	18	4-10	1-4	0-0	9	3	1	0	0	0	0
Ohio.....	12	1-5	0-1	0-0	2	3	2	1	0	0	1
Tennessee Tech.....	18	5-8	2-3	6-6	18	3	3	3	0	1	1
Ark.-Monticello.....	20	5-9	5-8	0-0	15	0	0	1	0	0	3
Dayton.....	25	2-7	1-5	0-0	5	1	1	0	0	1	1
LSU.....	24	3-7	3-4	0-0	9	0	1	1	0	2	3
Miami (Ohio).....	30	6-11	3-6	0-0	15	4	4	1	2	3	3
N.C. A&T.....	11	1-5	0-3	0-0	2	3	3	1	0	2	3
DePaul.....	31	7-12	3-7	3-4	20	3	0	0	1	0	2
Marquette.....	26	4-11	1-5	1-2	10	6	1	0	1	4	4
Connecticut.....	17	0-9	0-5	0-0	0	3	2	1	0	2	2
Syracuse.....	29	2-9	2-7	0-0	6	2	1	1	0	1	1
Xavier.....	35	3-13	3-7	1-2	10	5	0	2	1	2	5
Rutgers.....	17	0-3	0-2	0-0	0	1	3	0	0	0	0
Louisville.....	23	4-9	3-7	1-2	12	5	1	0	0	6	2
Georgetown.....	* 23	1-10	0-7	0-0	2	1	0	0	0	0	2
USF.....	* 30	7-13	4-9	0-1	18	1	3	2	0	2	2
West Virginia.....	* 36	5-13	3-5	2-2	15	4	2	4	0	5	2
Louisville.....	* 32	6-13	5-10	2-2	19	2	1	2	1	2	3
Pittsburgh.....	* 35	9-16	3-8	0-0	21	3	1	1	0	3	3
Syracuse.....	* 36	7-15	4-9	1-1	19	8	2	3	0	2	3
Providence.....	* 31	4-13	3-11	2-2	13	2	5	3	1	1	3
Villanova.....	* 31	4-13	0-4	4-4	12	3	5	1	0	2	1
Seton Hall.....	* 31	7-10	4-6	3-4	21	6	2	1	0	0	5
West Virginia.....	* 36	6-12	3-7	2-2	17	2	2	1	0	1	1

*denotes games started

Career Highs

Points ... 24	Tulane (3/2/05)	FTA 9	No. Iowa (11/24/04)
FG 9	Tulane (3/2/05)	Rebounds . 8	Syracuse (2/15/06)
FGA 22	No. Iowa (11/24/04)	Assists 7	East Carolina (1/12/05)
3FG 6	Tulane (3/2/05)	Steals 4	W. Virginia (2/4/06)
3FGA 15	No. Iowa (11/24/04)	Blocks 2	Miami (O.) (12/28/05)
FT 7	No. Iowa (11/24/04)		

CAREER STATISTICS

Season	G-GS	Min	-Avg	FG	-FGA	Pct	3G	-3GA	Pct	FT	-FTA	Pct	PTS	-Avg	REB	-Avg	AST	-Avg	St	Blk	Dk	TO	PF	-D	
2004-05	33	-22	847	-25.7	115	-310	.371	62	-178	.348	51	-67	.761	343	-10.4	98	-3.0	89	-2.7	22	1	0	70	83	-0
2005-06	30	-12	778	-25.9	114	-288	.396	61	-166	.367	31	-39	.795	320	-10.7	84	-2.8	56	-1.9	32	8	0	54	70	-3
Career	63	-34	1625	-25.8	229	-598	.383	123	-344	.358	82	-106	.774	663	-10.5	182	-2.9	145	-2.3	54	9	0	124	153	-3



2 DOMONIC TILFORD
5-11, 170 Fr. Louisville, Ky.

- First-year freshman who is seeing action as a reserve point guard.
- Has appeared in eight of the last 11 games, and 18 this season.
- Came off the bench to scored five points in five minutes vs. Villanova (2/23/06).
- Had four points and grabbed a career best two rebounds vs. Pittsburgh (2/12/06).
- Tallied four points in seven key minutes in win over USF (1/31/06).
- Logged 13 minutes and scored four points at Georgetown (1/28/06).
- Saw 15 minutes of action vs. Louisville (1/25/06), tying a career high with three assists.
- Played a career-high 19 minutes vs. North Carolina A&T (12/30/05), scoring three points and recording personal bests with three assists and a steal.
- Missed Marquette game (1/7/06) because of a death in the family.
- Scored three points vs. Tennessee Tech (12/17/05).
- Scored six points on 3-of-4 shooting vs. Holy Cross (11/25/05).
- Came off the bench to spark the offense with eight points in eight minutes on 3-of-3 shooting in the win over Murray State (11/19/05).
- Named Mr. Basketball for the state of Kentucky following his senior season at Jeffersontown High.
- Earned first team all-state honors and was the Kentucky Player of the Year selection by the Louisville *Courier-Journal*.
- Averaged 20.6 points, 4.1 assists, 3.2 rebounds while leading his school to a 29-5 record and a berth in the regional finals.
- Four-year starter who scored 2,026 points.
- Selected to play in the Kentucky-Indiana all-star series.

2005-06 Game-by-Game Statistics

	Min	Fg-Fga	3g-3ga	Ft-Fta	Pts	Reb	Ast	St	Blk	TO	Pf
Murray State.....	8	3-3	1-1	1-2	8	1	1	0	0	1	1
Illinois State.....	11	1-3	0-1	2-2	4	1	1	0	0	0	3
Holy Cross.....	12	3-4	0-0	0-0	6	0	1	0	0	1	0
Dayton.....	dnp										
Memphis.....	1	0-3	0-2	0-0	0	0	0	0	0	0	0
Vanderbilt.....	dnp										
Ohio.....	3	0-2	0-1	0-0	0	1	0	0	0	1	0
Tennessee Tech.....	8	1-2	0-1	1-2	3	1	1	0	0	0	0
Ark.-Monticello ...	7	1-4	0-2	0-0	2	1	1	0	0	1	2
Dayton.....	dnp										
LSU.....	dnp										
Miami (Ohio).....	dnp										
N.C. A&T.....	19	1-4	1-3	0-0	3	1	3	1	0	0	0
DePaul.....	dnp										
Marquette.....	DND										
Connecticut.....	1	0-0	0-0	0-0	0	0	0	1	0	1	0
Syracuse.....	2	0-1	0-1	2-2	2	0	0	0	0	0	0
Xavier.....	dnp										
Rutgers.....	dnp										
Louisville.....	15	1-6	0-2	0-0	2	0	3	0	0	1	3
Georgetown	13	1-2	1-1	1-2	4	0	1	0	0	1	0
USF.....	7	2-3	0-1	0-0	4	0	0	0	0	0	0
West Virginia ...	5	0-1	0-1	0-0	0	1	0	0	0	1	2
Louisville.....	3	0-0	0-0	0-0	0	0	0	0	0	1	0
Pittsburgh.....	8	2-5	0-2	0-1	4	2	0	0	0	1	0
Syracuse.....	dnp										
Providence.....	dnp										
Villanova.....	5	1-2	1-1	2-2	5	0	1	2	0	0	1
Seton Hall.....	6	1-2	0-0	0-0	2	0	0	0	0	1	1
West Virginia ...	dnp										


*denotes games started

Career Highs

Points.....	8	Murray St. (11/19/05)	FTA.....	2	multiple opp.
FG.....	3	multiple opp.	Rebounds....	2	Pittsburgh (2/12/06)
FGA.....	6	Louisville (1/25/06)	Assists.....	3	multiple opp.
3FG.....	1	multiple opp.	Steals.....	2	Villanova (2/23/06)
3FGA.....	3	N.C. A&T (12/30/05)	Blocks.....	0	
FT.....	2	multiple opp.			

CAREER STATISTICS

Season	G-GS	Min -Avg	FG-FGA Pct	3G-3GA Pct	FT-FTA Pct	PTS-Avg	REB-Avg	AST-Avg	St Blk	Dk	TO	PF-D
2005-06	18-0	134-7.4	18-47 .383	4-20 .200	9-13 .692	49-2.7	9-0.5	13-0.7	4 0	0	11	13-0
Career	18-0	134-7.4	18-47 .383	4-20 .200	9-13 .692	49-2.7	9-0.5	13-0.7	4 0	0	11	13-0



21 JAMES WHITE

6-7, 200 Sr. Washington, D.C.

- Honorable mention All-BIG EAST selection.
- Team scoring leader (15.9) who has reached double figures in all but four games.
- Topped the 1,000-point mark in career scoring with 1,209 points, 1,027 scored during his three seasons as a Bearcat to become the 44th member

of UC's 1,000-point club.

- Leads the team in free throw percentage (.839) and is second in steals (1.1), assists (2.1), blocks (0.8) and third in rebounding (5.0).
- Scored 17 points, going 3-of-5 from 3-point range, and had four assists vs. Seton Hall (2/28/06).
- Tallied 22 points, making 4-of-6 treys, and hit a 3-pointer to put UC in the lead with 2:57 to play in the win over Providence (2/17/06), also grabbing seven rebounds.
- Tallied a season-high 23 points vs. North Carolina A&T (12/30/05), matching personal bests with four 3-point field goals and four steals.
- Named to the Las Vegas Holiday Classic all-tournament team after averaging 18.8 points, 6.0 rebounds, and 1.8 steals in the four wins.
- Rallied UC from a five-point deficit in the final two and a half minutes of the win over LSU (12/23/05), hitting back-to-back 3-pointers at the 2:27 and 1:51 marks and a pair of clinching free throws at :17.
- Scored 18 points on 7-of-9 shooting and had seven rebounds, and three steals in the win over Vanderbilt (12/10/05), sinking a career-high four treys.
- Scored 21 points in win over Murray State (11/19/05), making a steal and dunk in the final seconds of regulation to send the game into overtime.
- Team leader in assists (3.1) in 2004-05 and scored in double digits 19 times.
- Scored a career-high 25 points, on 9-of-12 shooting, and grabbed 10 rebounds in the win over Houston (1/29/05).
- Became the starting small forward in early January of the 2003-04 season and took over the point guard duties for the final six games of the year.
- Led team in assists (3.6) in 2003-04.
- Named C-USA co-Player of the Week after averaging 14.5 points, 8.0 assists and 7.0 rebounds while shooting 69 percent from the field in a pair of UC wins (Feb. 23-29).
- Dished out a career-high nine assists at Charlotte (2/28/04).
- Scored 23 points and grabbed 11 rebounds in the win over Saint Louis (2/25/04).
- Transfer from Florida who was one of the top subs as a freshman in 2001-02, helping the Gators to a 22-9 record.
- Saw action in all but two games, made two starts.
- Earned McDonald's All-American honors at Hargrave Military Academy in 2000-01.
- Named Maryland high school Player of the Year as a junior at Newport High in Kensington, Md. in 1999-00.

2005-06 Game-by-Game Statistics

	Min	Fg-Fga	3g-3ga	Ft-Fta	Pts	Reb	Ast	St	Blk	TO	Pf
Murray State	* 44	7-21	0-5	7-7	21	5	3	2	0	4	3
Illinois State	* 37	6-10	3-6	3-4	18	6	2	2	1	1	1
Holy Cross	* 28	7-8	1-2	4-4	19	3	1	2	1	3	4
Dayton	* 39	3-10	1-2	8-10	15	4	4	2	0	4	4
Memphis	* 32	4-9	1-3	8-8	17	6	2	0	2	5	4
Vanderbilt	* 33	7-9	4-5	0-0	18	7	0	3	2	4	4
Ohio	* 36	7-13	1-4	3-4	18	7	4	2	1	0	2
Tennessee Tech	* 28	8-10	0-0	3-3	19	8	3	1	0	3	1
Ark.-Monticello ...	* 26	6-12	2-6	4-4	18	6	1	3	1	4	1
Dayton	* 31	6-13	1-4	6-6	19	5	0	1	0	1	3
LSU	* 40	5-10	3-5	6-8	19	5	0	2	0	0	2
Miami (Ohio)	* 31	1-6	0-1	8-9	10	3	1	0	0	2	2
N.C. A&T	* 30	8-13	4-5	3-4	23	5	4	4	1	1	2
DePaul	* 38	7-13	2-6	1-2	17	6	4	0	2	2	2
Marquette	* 27	4-13	2-6	2-3	12	5	2	1	4	2	4
Connecticut	* 35	6-12	2-4	4-4	18	6	4	0	1	1	4
Syracuse	* 40	5-13	1-4	5-7	16	2	2	1	0	3	4
Xavier	* 43	7-18	1-6	1-2	16	4	3	0	0	3	3
Rutgers	* 39	4-6	2-3	4-5	14	4	2	2	0	1	2
Louisville	* 31	2-8	0-5	5-7	9	4	1	0	2	5	1
Georgetown	* 37	7-17	0-6	8-9	22	3	2	1	0	0	4
USF	* 16	2-4	0-1	2-2	6	1	1	0	0	1	3
West Virginia ...	* 34	4-11	0-1	2-2	10	6	2	0	0	4	4
Louisville	* 33	6-10	0-2	2-2	14	9	2	1	1	3	2
Pittsburgh	* 33	4-10	0-2	1-1	9	5	4	1	2	4	2
Syracuse	* 39	8-13	1-2	1-1	18	5	4	2	1	1	1
Providence	* 35	7-13	4-6	4-5	22	7	0	0	0	1	4
Villanova	* 22	1-4	1-2	4-4	7	5	1	1	1	1	5
Seton Hall	* 38	6-13	3-5	2-6	17	3	4	1	1	2	0
West Virginia ...	* 35	5-9	1-5	4-4	15	6	1	0	0	3	3

*denotes games started

Career Highs

Points 25	Houston (1/29/05)	FTA 10	Dayton (11/29/05)
FG 10	Saint Louis (2/25/04)	Rebounds . 11	multiple opp.
FGA 17	Georgetown (1/28/06)	Assists 9	Charlotte (2/28/04)
3FG 4	multiple opp.	Steals 4	multiple opp.
3FGA 6	multiple opp.	Blocks 4	Marquette (1/7/06)
FT 8	multiple opp.		

CAREER STATISTICS

Season	G-GS	Min-Avg	FG-FGA	Pct	3G-3GA	Pct	FT-FTA	Pct	PTS-Avg	REB-Avg	AST-Avg	St	Blk	Dk	TO	PF-D
2001-02*	30-2	615-20.5	71-169	.420	20-69	.290	20-40	.500	182-6.1	86-2.9	51-1.7	27	17	-	48	61-1
2003-04	27-22	677-25.1	71-185	.384	15-63	.238	57-71	.803	214-7.9	109-4.0	96-3.6	24	18	8	57	55-0
2004-05	33-30	940-28.5	109-246	.443	36-94	.383	83-104	.798	337-10.2	158-4.8	102-3.1	30	12	17	66	71-0
2005-06	30-30	1010-33.7	160-331	.483	41-114	.360	115-137	.839	476-15.9	151-5.0	64-2.1	35	24	23	69	81-1
Career	120-84	3242-27.0	411-931	.441	112-340	.329	275-352	.781	1209-10.1	504-4.2	313-2.6	116	71	48	240	268-2

*2001-02 Stats from University of Florida



51 CONNOR BARWIN

6-4, 240 Fr. Hazel Park, Mich.

- Joined team as a walk-on Jan. 11 and has seen action in all 14 games, averaging 9.1 minutes.
- Grabbed three rebounds in 12 minutes of action vs. No. 2 Villanova (2/23/06).
- Tallied a field goal and grabbed three rebounds in 11 minutes of action vs. Syracuse (2/15/06).
- Scored a career-high six points, also collecting two rebounds and blocking a shot, in a career-best 19 minutes vs. Pittsburgh (2/12/06).
- Collected two rebounds in four minutes in win over Louisville (2/6/06).
- Garnered three rebounds and a blocked shot vs. Louisville (1/25/06).
- Recorded career highs of four points, four rebounds in 12 minutes vs. Rutgers (1/22/06).
- Grabbed three rebounds and dished out an assist vs. Xavier (1/19/06).
- Saw his first action vs. Syracuse on Jan. 14, scoring two points, grabbing a rebound, and recording a steal in eight minutes.
- Earned a letter on the Bearcat football team this past fall.
- Played in all 11 games as a first-year freshman in 2005.
- Showed he was a capable receiver as a backup tight end.
- Averaged 18.0 yards on eight catches.
- Caught a TD pass in win over Connecticut.
- Two-time all-league selection in basketball at University of Detroit Jesuit High, helping school to a league title as a freshman and a district championship his sophomore year.

2005-06 Game-by-Game Statistics

	Min	Fg-Fga	3g-3ga	Ft-Fta	Pts	Reb	Ast	St	Blk	TO	Pf
Murray State											
Illinois State											
Holy Cross											
Dayton											
Memphis	----- joined team on Jan. 11-----										
Vanderbilt											
Ohio											
Tennessee Tech											
Ark.-Monticello ...											
Dayton											
LSU											
Miami (Ohio)											
N. C. A&T											
DePaul											
Marquette											
Connecticut											
Syracuse	8	0-1	0-0	2-3	2	1	0	1	0	0	0
Xavier	7	0-0	0-0	0-0	0	3	1	0	0	0	2
Rutgers	12	2-5	0-1	0-0	4	4	1	0	0	0	3
Louisville	13	0-1	0-0	0-0	0	3	0	0	1	1	1
Georgetown	5	0-1	0-0	0-0	0	0	0	0	0	0	1
USF	5	0-0	0-0	0-0	0	0	0	0	0	1	2
West Virginia ...	8	1-2	0-0	0-0	2	1	0	0	0	0	1
Louisville	4	0-0	0-0	0-0	0	2	0	0	0	0	1
Pittsburgh	19	2-3	0-0	2-2	6	2	0	0	1	0	2
Syracuse	11	1-1	0-0	0-0	2	3	0	0	0	0	1
Providence	7	0-1	0-0	0-0	0	3	1	0	0	0	0
Villanova	12	0-1	0-0	0-0	0	3	0	0	0	1	1
Seton Hall	15	0-0	0-0	0-0	0	2	0	0	1	0	2
West Virginia ...	2	0-0	0-0	0-0	0	0	0	0	0	0	0

*denotes games started

Career Highs

Points	6 Pittsburgh (2/12/06)	FTA	3 Syracuse (1/14/06)
FG	2 multiple opp.	Rebounds	4 Rutgers (1/22/06)
FGA	5 Rutgers (1/22/06)	Assists	1 multiple opp.
3FG	0	Steals	1 Syracuse (1/14/06)
3FGA	1 Rutgers (1/18/06)	Blocks	1 multiple opp.
FT	2 multiple opp.		

CAREER STATISTICS

Season	G-GS	Min-Avg	FG-FGA	Pct	3G-3GA	Pct	FT-FTA	Pct	PTS-Avg	REB-Avg	AST-Avg	St	Blk	Dk	TO	PF-D
2005-06	14-0	128-9.1	6-16	.375	0-1	.000	4-5	.800	16-1.1	27-1.9	3-0.2	1	3	0	3	17-0
Career	14-0	128-9.1	6-16	.375	0-1	.000	4-5	.800	16-1.1	27-1.9	3-0.2	1	3	0	3	17-0



20 BRANDEN MILLER

6-4, 180 Fr.

Cincinnati, Ohio

- First-year freshman who made the team as a walk-on.
- Has seen action in 10 games.
- Played a season-high four minutes vs. Pittsburgh (2/12/06), also blocking a shot.
- Sank a 3-pointer vs. Georgetown (1/28/06).
- Scored his first college points with a basket vs. Tennessee Tech (12/17/05).
- Scored a point and grabbed a rebound in win over North Carolina A&T (12/30/05).
- Made his UC debut vs. Illinois State (11/22/05).
- Conference Player of the Year as a senior at Indian Hill High in Cincinnati.
- Honorable mention all-state.
- Helped team to a 20-2 record as a senior.
- Third team all-state selection in soccer, also earning all-district honors.

2005-06 Game-by-Game Statistics

	Min	Fg-Fga	3g-3ga	Ft-Fta	Pts	Reb	Ast	St	Blk	TO	Pf
Murray State.....	dnp										
Illinois State.....	1	0-0	0-0	0-0	0	0	0	0	0	0	0
Holy Cross.....	1	0-0	0-0	0-0	0	1	0	0	0	0	0
Dayton.....	dnp										
Memphis.....	dnp										
Vanderbilt.....	dnp										
Ohio.....	1	0-0	0-0	0-0	0	0	0	0	0	0	0
Tennessee Tech.....	2	1-2	0-1	0-0	2	0	0	0	0	0	0
Ark.-Monticello ...	3	0-0	0-0	0-0	0	0	0	0	0	1	0
Dayton.....	dnp										
LSU.....	dnp										
Miami (Ohio).....	dnp										
N. C. A&T.....	3	0-0	0-0	1-2	1	1	0	0	0	0	0
DePaul.....	dnp										
Marquette.....	dnp										
Connecticut.....	dnp										
Syracuse.....	dnp										
Xavier.....	dnp										
Rutgers.....	dnp										
Louisville.....	1	0-0	0-0	0-0	0	1	0	0	0	1	0
Georgetown	1	1-1	1-1	0-0	3	0	0	0	0	0	0
USF.....	dnp										
West Virginia ...	dnp										
Louisville.....	1	0-0	0-0	0-0	0	0	0	0	0	1	0
Pittsburgh.....	4	0-1	0-1	0-0	0	1	0	0	1	0	1
Syracuse.....	dnp										
Providence.....	dnp										
Villanova.....	dnp										
Seton Hall.....	dnp										
West Virginia ...	dnp										


*denotes games started

Career Highs

Points.....	3	Georgetown (1/28/06)	FTA.....	2	N.C. A&T (12/30/05)
FG.....	1	multiple opp.	Rebounds....	1	multiple opp.
FGA.....	2	Tenn. Tech (12/17/05)	Assists.....	0	
3FG.....	1	Georgetown (1/28/06)	Steals.....	0	
3FGA.....	1	multiple opp.	Blocks.....	0	
FT.....	1	N.C. A&T (12/30/05)			

CAREER STATISTICS

Season	G-GS	Min-Avg	FG-FGA	Pct	3G-3GA	Pct	FT-FTA	Pct	PTS-Avg	REB-Avg	AST-Avg	St Blk	Dk	TO	PF-D
2005-06	10-0	18-1.8	2-4	.500	1-3	.333	1-2	.500	6-0.6	4-0.4	0-0.0	0 1	0	3	1-0
Career	10-0	18-1.8	2-4	.500	1-3	.333	1-2	.500	6-0.6	4-0.4	0-0.0	0 1	0	3	1-0



33 ARMEIN KIRKLAND
6-8, 205 Sr. Tyler, Texas

- Out for the remainder of the season after suffering a torn ACL in left knee vs. Connecticut (1/9/06).
- Versatile player who contributed both on the perimeter and around the basket.
- Scored in double figures in nine of the last 12 games.
- Averaged 14.0 points over his last two games, shooting .529 from the field.
- Had 14 points in 12 minutes vs. Connecticut before leaving the game with a season-ending knee injury.
- Played a key role in the win over Marquette (1/7/06), scoring seven points in the 15-2 run which regained the lead and finishing with 14 points, five rebounds and three assists in a career-high 37 minutes.
- Versatility shown in his performance vs. LSU (12/23/05), when he accumulated 12 points, four rebounds and four assists.
- Ignited the win over Ohio (12/14/05) with a pair of early treys and finished with 11 points.
- Tallied a season-high 15 points and five assists vs. Vanderbilt (12/10/05).
- Is on pace to graduate in the Spring.
- Aided the team's ball-handling down the stretch of the 2004-05 season, averaging 3.2 assists over his last six games.
- Keyed the regular season-ending win over Memphis (3/5/05) with 16 points.
- Scored 14 points in the win over UAB (2/19/05), sinking a pair of free throws with 9.9 seconds remaining to provide UC with its 72-69 lead.
- Recorded a career-high eight assists vs. Wake Forest (1/22/05) to go with 14 points and seven rebounds.
- Named Conference USA Player of the Week (Jan. 3-9) after averaging 20.0 points, 7.5 rebounds and 4.0 assists in wins over DePaul (1/6/05) and Saint Louis (1/8/05). He shot .593 (16-of-27) from the field.
- Scored 18 points, going 8-of-11 from the field, and grabbed a career-high nine rebounds in the win over DePaul (1/6/05).
- Scored a career-high 23 points, on 7-of-12 shooting from the field (7-of-8 from the foul line) and grabbed six rebounds to key the win over Dayton (12/4/04).
- Scored a team-high 16 points, all in the second half, in the win over Purdue (11/27/04).
- Contributed both as a starter and sixth man in 2003-04.
- Started nine of the first 10 games before suffering a knee injury which sidelined him for four games.
- Hero of the 64-62 C-USA quarterfinal win over Louisville (3/11/04), scoring the game-winning basket with 16.9 seconds remaining, and finished with 12 points and a season-high seven assists.
- Scored game-clinching basket with 2.6 seconds left, then intercepted the inbounds pass in the win over LaSalle (12/14/02).
- Earned all-state honors as a senior at Lee High.
- Averaged 20.6 points, 8.0 rebounds and 6.8 assists.
- Set school single game records for 3-pointers (8) and assists (15).

2005-06 Game-by-Game Statistics

	Min	Fg-Fga	3g-3ga	Ft-Fta	Pts	Reb	Ast	St	Blk	TO	Pf
Murray State	* 35	1-9	1-6	2-2	5	3	0	0	0	1	1
Illinois State	* 27	3-8	0-3	4-6	10	3	2	3	2	5	0
Holy Cross	* 31	3-12	0-4	2-2	8	2	2	1	1	2	3
Dayton	* 29	2-8	0-3	0-0	4	5	2	0	1	0	3
Memphis	* 27	4-8	2-4	0-0	10	3	3	0	0	3	5
Vanderbilt	* 33	5-13	2-4	3-6	15	3	5	1	1	2	1
Ohio	* 26	4-11	3-7	0-0	11	2	1	1	1	0	2
Tennessee Tech	* 23	3-8	0-2	2-2	8	2	2	0	0	0	4
Ark.-Monticello ...	* 30	3-10	3-5	3-4	12	4	3	0	0	1	0
Dayton	* 31	3-9	0-3	4-4	10	6	0	0	1	2	4
LSU	* 36	5-12	2-6	0-0	12	4	4	2	1	3	3
Miami (Ohio)	* 30	2-8	0-0	5-6	9	5	3	0	0	2	0
N.C. A&T	* 24	3-6	1-2	4-4	11	3	2	0	0	1	2
DePaul	* 19	1-6	0-3	0-0	2	3	2	0	2	0	0
Marquette	* 37	5-9	2-5	2-3	14	5	3	0	0	2	3
Connecticut	* 12	4-8	3-5	3-4	14	2	0	1	0	2	1
Syracuse	inj.										
Xavier	inj.										
Rutgers	inj.										
Louisville	inj.										
Georgetown	inj.										
USF	inj.										
West Virginia ...	inj.										
Louisville	inj.										
Pittsburgh	inj.										
Syracuse	inj.										
Providence	inj.										
Villanova	inj.										
Seton Hall	inj.										
West Virginia ...	inj.										

*denotes games started

Career Highs

Points 23	Dayton (12/4/04)	FTA	10	multiple opp.
FG	8 multiple opp.	Rebounds ...	9	DePaul (1/6/05)
FGA	16 Saint Louis (1/8/05)	Assists	8	Wake Forest (1/22/05)
3FG	4 multiple opp.	Steals	3	multiple opp.
3FGA	9 Saint Louis (1/8/05)	Blocks	3	Gonzaga (3/20/03)
FT	8 multiple opp.			

CAREER STATISTICS

Season	G-GS	Min	-Avg	FG-FGA	Pct	3G-3GA	Pct	FT-FTA	Pct	PTS	-Avg	REB	-Avg	AST	-Avg	St	Blk	Dk	TO	Pf	-D				
2002-03	27	-0	249	-9.2	31	-89	.348	6	-20	.300	25	-30	.833	93	-3.4	54	-2.0	15	-0.6	4	11	0	20	37	-1
2003-04	28	-15	523	-18.7	60	-130	.462	10	-22	.455	39	-60	.650	169	-6.0	73	-2.6	65	-2.3	18	12	4	41	47	-1
2004-05	31	-18	778	-25.1	103	-277	.372	39	-107	.364	73	-98	.745	318	-10.3	133	-4.3	76	-2.5	11	17	1	53	72	-2
2005-06	16	-15	450	-28.1	51	-145	.352	19	-62	.306	34	-43	.791	155	-9.7	55	-3.4	34	-2.1	9	10	3	26	32	-1
Career	99	-48	2000	-20.2	245	-641	.382	74	-211	.351	171	-231	.740	735	-7.4	315	-3.2	190	-1.9	42	50	8	140	188	-2

2005-06 UNIVERSITY OF CINCINNATI MEN'S BASKETBALL STATISTICS

RECORD :	OVERALL	HOME	AWAY	NEUTRAL
ALL GAMES	(19-11)	(13-4)	(3-7)	(3-0)
CONFERENCE	(8-8)	(6-2)	(2-6)	(0-0)
NON-CONFERENCE	(11-3)	(7-2)	(1-1)	(3-0)

#	Player	GP-GS	Min--Avg	---TOTAL---		---3-PTS---		FT-FTA	Pct	----REBOUNDS----				PF	FO	A	TO	Blk	Stl	Pts	Avg
				FG-FGA	Pct	3FG-FGA	Pct			Off	Def	Tot	Avg								
21	WHITE, James.....	30-30	1010 33.7	160-331	.483	41-114	.360	115-137	.839	37	114	151	5.0	81	1	64	69	24	35	476	15.9
14	HICKS, Eric.....	30-30	1015 33.8	163-346	.471	8-20	.400	92-138	.667	129	151	280	9.3	70	1	21	44	101	18	426	14.2
03	DOWNEY, Devan.....	30-27	906 30.2	132-325	.406	18-60	.300	86-107	.804	18	62	80	2.7	66	0	123	64	6	59	368	12.3
13	MUHAMMAD, Jihad....	30-12	778 25.9	114-288	.396	61-166	.367	31-39	.795	21	63	84	2.8	70	3	56	54	8	32	320	10.7
33	KIRKLAND, Armein....	16-15	450 28.1	51-145	.352	19-62	.306	34-43	.791	17	38	55	3.4	32	1	34	26	10	9	155	9.7
30	McGOWAN, Cedric....	30-29	840 28.0	98-226	.434	8-36	.222	40-55	.727	66	150	216	7.2	62	0	27	24	11	24	244	8.1
01	MOORE, Chadd.....	25-6	471 18.8	27-80	.338	13-46	.283	15-20	.750	7	44	51	2.0	52	2	44	31	4	23	82	3.3
02	TILFORD, Domonic....	18-0	134 7.4	18-47	.383	4-20	.200	9-13	.692	4	5	9	0.5	13	0	13	11	0	4	49	2.7
23	ALLEN, Ronald.....	30-1	222 7.4	25-58	.431	10-25	.400	13-18	.722	27	21	48	1.6	45	0	1	13	4	6	73	2.4
39	x-COLEMAN, DeAndre.	6-0	43 7.2	2-7	.286	1-4	.250	8-12	.667	1	8	9	1.5	1	0	2	0	1	1	13	2.2
51	BARWIN, Connor.....	14-0	128 9.1	6-16	.375	0-1	.000	4-5	.800	13	14	27	1.9	17	0	3	3	3	1	16	1.1
59	x-MURRAY, Erick....	6-0	23 3.8	2-2	1.000	0-0	.000	1-2	.500	0	5	5	0.8	3	0	0	1	0	1	5	0.8
20	MILLER, Branden....	10-0	18 1.8	2-4	.500	1-3	.333	1-2	.500	2	2	4	0.4	1	0	0	3	1	0	6	0.6
53	BENKEN, Scott.....	1-0	2 2.0	0-0	.000	0-0	.000	0-0	.000	0	0	0	0.0	0	0	0	0	0	0	0	0.0
10	WATT, Pat.....	6-0	10 1.7	0-2	.000	0-1	.000	0-0	.000	0	3	3	0.5	1	0	2	1	0	1	0	0.0
TEAM.....										50	41	91	3.0	1		2					
Total.....		30	6050	800-1877	.426	184-558	.330	449-591	.760	392	721	1113	37.1	515	8	390	346	173	214	2233	74.4
Opponents.....		30	6050	750-1816	.413	208-583	.357	370-540	.685	408	745	1153	38.4	522	9	392	461	132	160	2078	69.3

x-Inactive player

	DATE	OPPONENT	W/L	SCORE	ATTEND
TEAM STATISTICS	CIN	OPP			
SCORING.....	2233	2078			
Points per game.....	74.4	69.3			
Scoring margin.....	+5.2	-			
FIELD GOALS-ATT.....	800-1877	750-1816			
Field goal pct.....	.426	.413			
3 POINT FG-ATT.....	184-558	208-583			
3-point FG pct.....	.330	.357			
3-pt FG made per game..	6.1	6.9			
FREE THROWS-ATT.....	449-591	370-540			
Free throw pct.....	.760	.685			
REBOUNDS.....	1113	1153			
Rebounds per game.....	37.1	38.4			
Rebounding margin.....	-1.3	-			
ASSISTS.....	390	392			
Assists per game.....	13.0	13.1			
TURNOVERS.....	346	461			
Turnovers per game.....	11.5	15.4			
Turnover margin.....	+3.8	-			
Assist/turnover ratio..	1.1	0.9			
STEALS.....	214	160			
Steals per game.....	7.1	5.3			
BLOCKS.....	173	132			
Blocks per game.....	5.8	4.4			
WINNING STREAK.....	1	-			
Home win streak.....	1	-			
ATTENDANCE.....	165818	154724			
Home games-Avg/Game....	17-9754	10-14074			
Neutral site-Avg/Game..	-	3-4662			

* = BIG EAST game
 ^ = Las Vegas Holiday Classic (campus sites)
 + = Las Vegas Holiday Classic (Las Vegas, NV)

SCORE BY PERIODS:	1st	2nd	OT	Total
Cincinnati.....	1064	1153	16	2233
Opponents.....	1026	1038	14	2078

Cincinnati Stats in BIG EAST Conference Play

#	Player	GP-GS	Min--Avg	---TOTAL---		---3-PTS---		FT-FTA	Pct	---REBOUNDS---				PF	FO	A	TO	Blk	Stl	Pts	Avg
				FG-FGA	Pct	3FG-FGA	Pct			Off	Def	Tot	Avg								
14	HICKS, Eric.....	16-16	553 34.6	85-191	.445	6-13	.462	53-83	.639	80	84	164	10.3	39	0	4	25	53	8	229	14.3
21	WHITE, James.....	16-16	532 33.2	78-169	.462	19-60	.317	51-64	.797	19	58	77	4.8	45	1	36	34	15	11	226	14.1
13	MUHAMMAD, Jihad....	16-10	464 29.0	73-181	.403	38-109	.349	21-26	.808	12	40	52	3.3	36	1	31	30	5	20	205	12.8
33	KIRKLAND, Armein...	3-3	68 22.7	10-23	.435	5-13	.385	5-7	.714	4	6	10	3.3	4	0	5	4	2	1	30	10.0
03	DOWNEY, Devan.....	16-15	495 30.9	59-172	.343	6-26	.231	28-38	.737	11	34	45	2.8	36	0	64	34	3	29	152	9.5
30	McGOWAN, Cedric....	16-15	464 29.0	50-132	.379	2-20	.100	16-20	.800	42	82	124	7.8	36	0	14	17	9	11	118	7.4
01	MOORE, Chadd.....	16-4	325 20.3	19-54	.352	10-30	.333	7-10	.700	5	29	34	2.1	39	2	30	21	3	14	55	3.4
02	TILFORD, Domonic...	10-0	65 6.5	8-22	.364	2-9	.222	5-7	.714	2	1	3	0.3	7	0	5	7	0	3	23	2.3
23	ALLEN, Ronald.....	16-1	104 6.5	9-25	.360	2-11	.182	3-4	.750	10	8	18	1.1	15	0	0	3	1	3	23	1.4
51	BARWIN, Connor.....	13-0	121 9.3	6-16	.375	0-1	.000	4-5	.800	10	14	24	1.8	15	0	2	3	3	1	16	1.2
20	MILLER, Branden....	4-0	7 1.8	1-2	.500	1-2	.500	0-0	.000	1	1	2	0.5	1	0	0	2	1	0	3	0.8
53	BENKEN, Scott.....	1-0	2 2.0	0-0	.000	0-0	.000	0-0	.000	0	0	0	0.0	0	0	0	0	0	0	0	0.0
TEAM.....										22	26	48	3.0	0							
Total.....		16	3200	398-987	.403	91-294	.310	193-264	.731	218	383	601	37.6	273	4	191	180	95	101	1080	67.5
Opponents.....		16	3200	404-960	.421	121-330	.367	186-261	.713	206	404	610	38.1	249	4	212	207	81	88	1115	69.7

Cincinnati Stats in Victories

#	Player	GP-GS	Min--Avg	---TOTAL---		---3-PTS---		FT-FTA	Pct	---REBOUNDS---				PF	FO	A	TO	Blk	Stl	Pts	Avg
				FG-FGA	Pct	3FG-FGA	Pct			Off	Def	Tot	Avg								
21	WHITE, James.....	19-19	626 32.9	111-206	.539	31-74	.419	67-77	.870	24	79	103	5.4	46	0	35	37	15	28	320	16.8
03	DOWNEY, Devan.....	19-16	577 30.4	100-216	.463	13-40	.325	67-83	.807	14	42	56	2.9	41	0	91	40	5	40	280	14.7
14	HICKS, Eric.....	19-19	637 33.5	101-211	.479	3-7	.429	58-79	.734	81	94	175	9.2	43	1	20	26	67	14	263	13.8
13	MUHAMMAD, Jihad....	19-7	473 24.9	73-170	.429	40-103	.388	18-21	.857	12	37	49	2.6	41	0	42	29	6	21	204	10.7
33	KIRKLAND, Armein...	13-12	382 29.4	41-121	.339	14-50	.280	31-39	.795	12	33	45	3.5	23	0	29	21	9	8	127	9.8
30	McGOWAN, Cedric....	19-18	514 27.1	71-151	.470	4-22	.182	34-46	.739	42	101	143	7.5	36	0	21	12	5	12	180	9.5
02	TILFORD, Domonic...	9-0	78 8.7	12-25	.480	2-10	.200	4-6	.667	2	4	6	0.7	6	0	8	5	0	1	30	3.3
01	MOORE, Chadd.....	16-3	282 17.6	15-43	.349	6-23	.261	14-17	.824	4	27	31	1.9	27	0	29	18	3	19	50	3.1
23	ALLEN, Ronald.....	19-1	142 7.5	18-38	.474	8-15	.533	10-14	.714	17	12	29	1.5	31	0	10	3	3	54	2.8	
39	x-COLEMAN, DeAndre.	4-0	31 7.8	1-4	.250	1-2	.500	6-10	.600	1	6	7	1.8	1	0	2	0	1	1	9	2.3
59	x-MURRAY, Erick....	4-0	18 4.5	2-2	1.000	0-0	.000	1-2	.500	0	4	4	1.0	2	0	0	1	0	1	5	1.3
51	BARWIN, Connor.....	6-0	41 6.8	3-7	.429	0-1	.000	0-0	.000	4	8	12	2.0	7	0	2	1	0	0	6	1.0
20	MILLER, Branden....	7-0	12 1.7	1-2	.500	0-1	.000	1-2	.500	1	1	2	0.3	0	0	0	2	0	0	3	0.4
53	BENKEN, Scott.....	1-0	2 2.0	0-0	.000	0-0	.000	0-0	.000	0	0	0	0.0	0	0	0	0	0	0	0	0.0
10	WATT, Pat.....	6-0	10 1.7	0-2	.000	0-1	.000	0-0	.000	0	3	3	0.5	1	0	2	1	0	1	0	0.0
TEAM.....										31	27	58	3.1	1							
Total.....		19	3825	549-1198	.458	122-349	.350	311-396	.785	245	478	723	38.1	306	1	281	203	114	149	1531	80.6
Opponents.....		19	3825	455-1136	.401	128-363	.353	210-319	.658	245	435	680	35.8	340	4	227	311	76	87	1248	65.7

Cincinnati Stats in Losses

#	Player	GP-GS	Min--Avg	---TOTAL---		---3-PTS---		FT-FTA	Pct	---REBOUNDS---				PF	FO	A	TO	Blk	Stl	Pts	Avg
				FG-FGA	Pct	3FG-FGA	Pct			Off	Def	Tot	Avg								
14	HICKS, Eric.....	11-11	378 34.4	62-135	.459	5-13	.385	34-59	.576	48	57	105	9.5	27	0	1	18	34	4	163	14.8
21	WHITE, James.....	11-11	384 34.9	49-125	.392	10-40	.250	48-60	.800	13	35	48	4.4	35	1	29	32	9	7	156	14.2
13	MUHAMMAD, Jihad....	11-5	305 27.7	41-118	.347	21-63	.333	13-18	.722	9	26	35	3.2	29	3	14	25	2	11	116	10.5
33	KIRKLAND, Armein...	3-3	68 22.7	10-24	.417	5-12	.417	3-4	.750	5	5	10	3.3	9	1	5	5	1	1	28	9.3
03	DOWNEY, Devan.....	11-11	329 29.9	32-109	.294	5-20	.250	19-24	.792	4	20	24	2.2	25	0	32	24	1	19	88	8.0
30	McGOWAN, Cedric....	11-11	326 29.6	27-75	.360	4-14	.286	6-9	.667	24	49	73	6.6	26	0	6	12	6	12	64	5.8
01	MOORE, Chadd.....	9-3	189 21.0	12-37	.324	7-23	.304	1-3	.333	3	17	20	2.2	25	2	15	13	1	4	32	3.6
02	TILFORD, Domonic...	9-0	56 6.2	6-22	.273	2-10	.200	5-7	.714	2	1	3	0.3	7	0	5	6	0	3	19	2.1
39	x-COLEMAN, DeAndre.	2-0	12 6.0	1-3	.333	0-2	.000	2-2	1.000	0	2	2	1.0	0	0	0	0	0	0	4	2.0
23	ALLEN, Ronald.....	11-0	80 7.3	7-20	.350	2-10	.200	3-4	.750	10	9	19	1.7	14	0	1	3	1	3	19	1.7
51	BARWIN, Connor.....	8-0	87 10.9	3-9	.333	0-0	.000	4-5	.800	9	6	15	1.9	10	0	1	2	3	1	10	1.3
20	MILLER, Branden....	3-0	6 2.0	1-2	.500	1-2	.500	0-0	.000	1	1	2	0.7	1	0	0	1	1	0	3	1.0
59	x-MURRAY, Erick....	2-0	5 2.5	0-0	.000	0-0	.000	0-0	.000	0	1	1	0.5	1	0	0	0	0	0	0	0.0
TEAM.....										19	14	33	3.0	0							
Total.....		11	2225	251-679	.370	62-209	.297	138-195	.708	147	243	390	35.5	209	7	109	143	59	65	702	63.8
Opponents.....		11	2225	295-680	.434	80-220	.364	160-221	.724	163	310	473	43.0	182	5	165	150	56	73	830	75.5

Cincinnati Stats in Home Games

##	Player	GP-GS	Min--Avg	---TOTAL---		---3-PTS---		FT-FTA	Pct	----REBOUNDS----				PF	FO	A	TO	Blk	Stl	Pts	Avg						
				FG-FGA	Pct	3FG-FGA	Pct			Off	Def	Tot	Avg														
21	WHITE, James	17-17	558 32.8	93-178	.522	24-62	.387	69-79	.873	24	66	90	5.3	47	1	37	40	11	23	279	16.4						
14	HICKS, Eric	17-17	576 33.9	90-202	.446	1-8	.125	60-88	.682	75	88	163	9.6	37	0	14	17	51	14	241	14.2						
03	DOWNEY, Devan	17-14	518 30.5	84-194	.433	9-34	.265	56-73	.767	12	39	51	3.0	37	0	76	37	3	37	233	13.7						
13	MUHAMMAD, Jihad	17-7	419 24.6	59-147	.401	32-88	.364	22-26	.846	8	27	35	2.1	35	1	38	24	4	18	172	10.1						
30	McGOWAN, Cedric	17-16	466 27.4	59-136	.434	5-18	.278	28-40	.700	45	91	136	8.0	33	0	16	11	6	13	151	8.9						
33	KIRKLAND, Armein	10-9	271 27.1	27-86	.314	10-39	.256	17-20	.850	11	19	30	3.0	20	1	19	13	7	5	81	8.1						
01	MOORE, Chadd	12-4	250 20.8	20-49	.408	10-28	.357	6-8	.750	4	29	33	2.8	27	0	24	11	3	15	56	4.7						
23	ALLEN, Ronald	17-1	141 8.3	18-40	.450	9-18	.500	11-14	.786	18	8	26	1.5	24	0	1	10	3	5	56	3.3						
02	TILFORD, Domonic	12-0	86 7.2	13-31	.419	3-14	.214	8-10	.800	2	4	6	0.5	7	0	9	5	0	3	37	3.1						
39	x-COLEMAN, DeAndre	6-0	43 7.2	2-7	.286	1-4	.250	8-12	.667	1	8	9	1.5	1	0	2	0	1	1	13	2.2						
51	BARWIN, Connor	7-0	50 7.1	2-8	.250	0-1	.000	2-3	.667	5	8	13	1.9	7	0	2	2	0	1	6	0.9						
59	x-MURRAY, Erick	6-0	23 3.8	2-2	1.000	0-0	.000	1-2	.500	0	5	5	0.8	3	0	0	1	0	1	5	0.8						
20	MILLER, Branden	7-0	12 1.7	1-2	.500	0-1	.000	1-2	.500	1	1	2	0.3	0	0	0	0	0	0	3	0.4						
53	BENKEN, Scott	1-0	2 2.0	0-0	.000	0-0	.000	0-0	.000	0	0	0	0.0	0	0	0	0	0	0	0	0.0						
10	WATT, Pat	6-0	10 1.7	0-2	.000	0-1	.000	0-0	.000	0	3	3	0.5	1	0	2	1	0	1	0	0.0						
TEAM										33	19	52	3.1	0		2											
Total		17	3425	470-1084	.434	104-316	.329	289-377	.767	239	415	654	38.5	279	3	240	176	89	137	1333	78.4						
Opponents		17	3425	419-1044	.401	123-337	.365	190-276	.688	238	404	642	37.8	315	8	203	271	77	71	1151	67.7						

Cincinnati Stats in Away Games

##	Player	GP-GS	Min--Avg	---TOTAL---		---3-PTS---		FT-FTA	Pct	----REBOUNDS----				PF	FO	A	TO	Blk	Stl	Pts	Avg							
				FG-FGA	Pct	3FG-FGA	Pct			Off	Def	Tot	Avg															
21	WHITE, James	10-10	350 35.0	55-124	.444	13-42	.310	26-35	.743	11	37	48	4.8	27	0	26	26	13	9	149	14.9							
33	KIRKLAND, Armein	3-3	82 27.3	14-30	.467	7-14	.500	8-13	.615	4	6	10	3.3	5	0	8	6	1	2	43	14.3							
14	HICKS, Eric	10-10	346 34.6	56-116	.483	6-11	.545	25-41	.610	49	49	98	9.8	25	1	4	19	41	4	143	14.3							
13	MUHAMMAD, Jihad	10-5	280 28.0	44-116	.379	22-63	.349	9-13	.692	13	31	44	4.4	28	2	12	24	2	12	119	11.9							
3	DOWNEY, Devan	10-10	296 29.6	32-97	.330	6-19	.316	14-18	.778	5	19	24	2.4	22	0	34	21	1	20	84	8.4							
30	McGOWAN, Cedric	10-10	299 29.9	29-72	.403	3-15	.200	11-13	.846	18	48	66	6.6	26	0	8	13	4	10	72	7.2							
01	MOORE, Chadd	10-2	182 18.2	7-28	.250	3-16	.188	6-8	.750	2	13	15	1.5	21	2	17	16	1	6	23	2.3							
02	TILFORD, Domonic	6-0	48 8.0	5-16	.313	1-6	.167	1-3	.333	2	1	3	0.5	6	0	4	6	0	1	12	2.0							
51	BARWIN, Connor	7-0	78 11.1	4-8	.500	0-0	.000	2-2	1.000	8	6	14	2.0	10	0	1	3	0	10	1.4								
23	ALLEN, Ronald	10-0	58 5.8	5-14	.357	1-7	.143	0-0	.000	5	10	15	1.5	15	0	2	1	1	11	1.1								
20	MILLER, Branden	3-0	6 2.0	1-2	.500	1-2	.500	0-0	.000	1	1	2	0.7	1	0	0	1	1	0	3	1.0							
TEAM										12	18	30	3.0	0		0												
Total		10	2025	252-623	.404	63-195	.323	102-146	.699	130	239	369	36.9	186	5	114	135	68	65	669	66.9							
Opponents		10	2025	256-606	.422	71-204	.348	144-202	.713	135	268	403	40.3	148	1	151	135	44	76	727	72.7							

Cincinnati Stats in Neutral Site Games

##	Player	GP-GS	Min--Avg	---TOTAL---		---3-PTS---		FT-FTA	Pct	----REBOUNDS----				PF	FO	A	TO	Blk	Stl	Pts	Avg								
				FG-FGA	Pct	3FG-FGA	Pct			Off	Def	Tot	Avg																
03	DOWNEY, Devan	3-3	92 30.7	16-34	.471	3-7	.429	16-16	1.000	1	4	5	1.7	7	0	13	6	2	2	51	17.0								
21	WHITE, James	3-3	102 34.0	12-29	.414	4-10	.400	20-23	.870	2	11	13	4.3	7	0	1	3	0	3	48	16.0								
14	HICKS, Eric	3-3	93 31.0	17-28	.607	1-1	1.000	7-9	.778	5	14	19	6.3	8	0	3	8	9	0	42	14.0								
33	KIRKLAND, Armein	3-3	97 32.3	10-29	.345	2-9	.222	9-10	.900	2	13	15	5.0	7	0	7	7	2	2	31	10.3								
13	MUHAMMAD, Jihad	3-0	79 26.3	11-25	.440	7-15	.467	0-0	.000	0	5	5	1.7	7	0	6	6	2	2	29	9.7								
30	McGOWAN, Cedric	3-3	75 25.0	10-18	.556	0-3	.000	1-2	.500	3	11	14	4.7	3	0	3	0	1	1	21	7.0								
23	ALLEN, Ronald	3-0	23 7.7	2-4	.500	0-0	.000	2-4	.500	4	3	7	2.3	6	0	0	1	0	0	6	2.0								
01	MOORE, Chadd	3-0	39 13.0	0-3	.000	0-2	.000	3-4	.750	1	2	3	1.0	4	0	3	4	0	2	3	1.0								
TEAM										5	4	9	3.0	1		0													
Total		3	600	78-170	.459	17-47	.362	58-68	.853	23	67	90	30.0	50	0	36	35	16	12	231	77.0								
Opponents		3	600	75-166	.452	14-42	.333	36-62	.581	35	73	108	36.0	59	0	38	55	11	13	200	66.7								

2005-06 UNIVERSITY OF CINCINNATI MEN'S BASKETBALL STATISTICS

Game-by-Game Team Totals

	FG-FGA	Pct	3G-3GA	Pct	FT-FTA	Pct	Reb	Ast	Stl	Blk	To	PF-D	1st	2nd	OT	Score
MURRAY STATE	27 -70	.386	9 -26	.346	12 -13	.923	41	14	6	6	15	22 -1	33	37	5	75
@ CINCINNATI	26 -66	.394	5 -19	.263	22 -28	.786	43	14	3	0	11	17 -0	35	35	9	79
ILLINOIS STATE	20 -51	.392	9 -22	.409	10 -14	.714	33	16	1	2	26	25 -0	34	25	-	59
@ CINCINNATI	25 -61	.410	8 -20	.400	18 -26	.692	34	15	12	7	13	17 -0	43	33	-	76
HOLY CROSS	19 -63	.302	4 -15	.267	13 -16	.813	39	11	10	1	19	19 -1	26	29	-	55
@ CINCINNATI	28 -59	.475	5 -16	.313	16 -21	.762	37	16	12	7	16	17 -0	29	48	-	77
DAYTON	27 -55	.491	5 -12	.417	16 -19	.842	36	12	3	3	12	14 -0	43	32	-	75
@ CINCINNATI	24 -63	.381	4 -19	.211	14 -17	.824	33	7	4	5	10	17 -0	35	31	-	66
MEMPHIS	32 -75	.427	11 -21	.524	16 -25	.640	45	18	10	8	18	24 -2	44	47	-	91
@ CINCINNATI	25 -66	.379	6 -20	.300	25 -34	.735	42	8	3	5	20	20 -2	35	46	-	81
@ VANDERBILT	26 -60	.433	8 -16	.500	23 -34	.676	43	14	8	1	17	20 -0	41	42	-	83
CINCINNATI	30 -62	.484	7 -18	.389	25 -30	.833	32	11	9	4	10	24 -1	49	43	-	92
OHIO	21 -65	.323	7 -24	.292	9 16	.563	41	12	3	3	18	15 -0	38	20	-	58
@ CINCINNATI	34 -67	.507	7 -20	.350	11 -14	.786	39	17	14	7	10	12 -0	39	47	-	86
TENNESSEE TECH	20 -62	.323	7 -20	.350	15 -26	.577	35	7	2	2	22	22 -0	25	37	-	62
@ CINCINNATI	40 -71	.563	2 -12	.167	23 -29	.793	44	22	14	6	9	17 -0	51	54	-	105
ARK-MONTICELLO	25 -56	.446	5 -21	.238	8 -10	.800	31	14	5	4	15	17 -0	28	25	-	63
@ CINCINNATI	27 -63	.429	12 -27	.444	18 -21	.857	37	15	8	5	10	11 -0	38	46	-	84
DAYTON	22 -49	.449	5 -9	.556	14 -28	.500	38	8	0	0	20	24 -0	32	31	-	63
vs. CINCINNATI	27 -62	.435	2 -17	.118	25 -27	.926	33	8	3	4	7	23 -0	38	43	-	81
LSU	28 -53	.528	2 -8	.250	14 -21	.667	38	18	8	5	23	16 -0	37	35	-	72
vs. CINCINNATI	28 -60	.467	9 -19	.474	10 -15	.667	25	16	5	6	14	14 -0	39	36	-	75
MIAMI (Ohio)	25 -64	.391	7 -25	.280	8 -13	.615	32	12	5	6	12	19 -0	35	30	-	65
vs. CINCINNATI	23 -48	.479	6 -11	.545	23 -26	.885	32	12	4	6	14	13 -0	30	45	-	75
N. CAROLINA A&T	26 -65	.400	7 -16	.438	10 -16	.625	35	11	6	1	24	20 -0	34	35	-	69
@ CINCINNATI	37 -67	.552	10 -22	.455	21 -28	.750	40	25	13	8	13	17 -0	52	53	-	105
DePAUL	23 -64	.359	5 -17	.294	9 -15	.600	35	5	2	6	9	11 -0	23	37	-	60
@ CINCINNATI	34 -73	.466	5 -20	.250	9 -13	.692	53	13	5	6	6	13 -0	35	47	-	82
@ MARQUETTE	25 -66	.379	6 -19	.316	10 -13	.769	36	13	8	4	13	16 -0	46	20	-	66
CINCINNATI	26 -60	.433	6 -21	.286	12 -17	.706	42	12	7	18	14	15 -0	36	34	-	70
@ CONNECTICUT	25 -67	.373	4 -15	.267	16 -20	.800	52	16	8	11	14	14 -0	37	33	-	70
CINCINNATI	21 -59	.356	6 -18	.333	11 -14	.786	32	12	7	8	13	19 -0	33	26	-	59
SYRACUSE	29 -63	.460	6 -17	.353	13 -18	.722	51	12	4	4	15	22 -1	34	43	-	77
@ CINCINNATI	19 -57	.333	4 -19	.211	16 -26	.615	27	7	9	2	7	19 -0	34	24	-	58
@ XAVIER	28 -68	.412	1 -18	.056	16 -28	.571	56	13	5	9	13	16 -1	30	34	9	73
CINCINNATI	28 -75	.373	10 -24	.417	5 -11	.455	41	13	9	8	9	23 -1	37	27	7	71
RUTGERS	23 -54	.426	9 -20	.450	11 -15	.733	39	11	3	3	15	16 -0	24	42	-	66
@ CINCINNATI	27 -60	.450	4 -12	.333	13 -19	.684	32	14	10	2	5	16 -0	28	43	-	71
@ LOUISVILLE	20 -54	.370	10 -26	.385	17 -22	.773	40	16	12	3	19	19 -0	36	31	-	67
CINCINNATI	18 -60	.300	5 -23	.217	9 -17	.529	46	13	7	4	25	20 -1	22	28	-	50
@ GEORGETOWN	30 -58	.517	10 -21	.476	6 -7	.857	39	22	2	2	8	14 -0	36	40	-	76
CINCINNATI	21 -60	.350	4 -24	.167	11 -14	.786	31	8	4	4	4	13 -0	20	37	-	57
USF	22 -54	.407	5 -14	.357	11 -17	.647	32	13	4	9	14	20 -0	32	28	-	60
@ CINCINNATI	26 -62	.419	4 -14	.286	17 -25	.680	43	14	5	7	8	17 -0	28	45	-	73

	<u>FG</u>	<u>FGA</u>	<u>Pct</u>	<u>3G</u>	<u>3GA</u>	<u>Pct</u>	<u>FT</u>	<u>FTA</u>	<u>Pct</u>	<u>Reb</u>	<u>Ass</u>	<u>Stl</u>	<u>Blk</u>	<u>To</u>	<u>PF-D</u>	<u>Isr</u>	<u>2Pt</u>	<u>OT</u>	<u>Score</u>
@ WEST VIRGINIA CINCINNATI	25	-60	.417	3	-9	.333	4	-4	1.000	43	9	7	4	18	16-0	33	24	-	57
LOUISVILLE @ CINCINNATI	23	-58	.397	11	-29	.379	11	-17	.647	30	13	5	4	14	17-1	33	35	-	68
@ PITTSBURGH CINCINNATI	32	-57	.561	7	-17	.412	18	-28	.643	43	19	10	2	18	17-0	43	46	-	89
@ SYRACUSE CINCINNATI	27	-64	.422	4	-19	.211	11	-13	.846	25	12	4	6	16	20-0	33	36	-	69
@ SYRACUSE CINCINNATI	25	-59	.424	8	-22	.364	7	-12	.583	25	12	6	5	12	11-0	41	24	-	65
PROVIDENCE @ CINCINNATI	34	-66	.515	9	-21	.429	5	-8	.625	44	15	7	6	14	14-0	40	42	-	82
PROVIDENCE @ CINCINNATI	26	-66	.394	2	-12	.167	10	-14	.714	51	6	4	9	16	15-0	32	32	-	64
VILLANOVA @ CINCINNATI	23	-74	.311	8	-23	.348	12	-16	.750	41	14	12	9	9	19-0	33	33	-	66
VILLANOVA @ CINCINNATI	27	-66	.409	9	-23	.391	11	-16	.688	42	11	2	7	12	21-1	40	34	-	74
@ SETON HALL CINCINNATI	21	-58	.362	7	-16	.438	23	-27	.857	37	11	7	7	9	20-1	34	38	-	72
@ SETON HALL CINCINNATI	22	-53	.415	6	-15	.400	22	-28	.786	38	12	8	3	11	16-0	28	44	-	72
WEST VIRGINIA @ CINCINNATI	22	-57	.386	9	-18	.500	9	-18	.500	33	9	4	6	12	22-2	34	28	-	62
WEST VIRGINIA @ CINCINNATI	29	-57	.509	12	-28	.429	5	-9	.556	26	17	1	5	7	15-1	31	44	-	75
WEST VIRGINIA @ CINCINNATI	29	-54	.537	7	-17	.412	13	-15	.867	30	17	1	1	7	12-0	37	41	-	78

Season Superlatives

	Individual High	Cincinnati High	Opponent High
Points	24 Downey v Ohio 24 Hicks v N.C. A&T	105 v Tennessee Tech 105 v N.C. A&T	91 by Memphis
FG Made	11 Hicks v N.C. A&T, West Va.-1	40 v Tennessee Tech	32 by Memphis, Pittsburgh
FG Attempted	21 White v Murray State	75 v Xavier	75 by Memphis
3-Pt FG Made	5 Muhammad v 3 opponents	12 v Ark.-Monticello	11 by 3 opponents
3-Pt FG Att.	10 Muhammad v Louisville-2	27 v Ark.-Monticello	34 by West Virginia-1
FT Made	10 Hicks v Louisville-2	25 v 3 opponents	23 by Vanderbilt
FT Attempted	14 Hicks v Memphis	34 v Memphis	34 by Vanderbilt
Rebounds	20 McGowan v DePaul	53 v DePaul	56 by Xavier
Rebound Margin		+19 v Syracuse-2	+24 by Syracuse-1
Fouls		24 v Vanderbilt	25 by Illinois State
Assists	11 Downey v N.C. A&T	25 v N.C. A&T	22 by Georgetown
Turnovers	6 Muhammad v Louisville-1	25 v Louisville-1	26 by Illinois State
Blocks	10 Hicks v Marquette	18 v Marquette	11 by Connecticut
Steals	5 Downey v Marquette	14 v Ohio, Tennessee Tech	12 by Louisville-1
FG Pct.		.563 v Tennessee Tech (40-71)	.561 by Pittsburgh (32-57)
3-Pt FG Pct.		.545 v Miami (6-11)	.556 by Dayton (5-9)-2
FT Pct.		1.000 v West Virginia (4-4) v Louisville-2 (18-18)	.923 by Murray State (12-13)

Season Team Lows

	Cincinnati	Opponents
Points	50 v Louisville-1	55 by Holy Cross
FG Made	18 v Louisville-1	19 by Holy Cross
FG Attempted	48 v Miami	49 by Dayton-2
3-Pt FG Made	2 v Tennessee Tech, Dayton	1 by Xavier
3-Pt FG Att.	9 v West Virginia-1	8 by LSU
FT Made	4 v West Virginia-1	6 by Georgetown
FT Attempted	4 v West Virginia-1	7 by Georgetown
Rebounds	25 v LSU, Pittsburgh	25 by Syracuse-2
Fouls	11 v Ark.-Monticello	5 by West Virginia-1
Assists	7 v Dayton-1, Syracuse-1	5 by DePaul
Turnovers	4 v Georgetown	8 by Georgetown
Blocks	0 v Murray State	0 by Dayton-2
Steals	1 v West Virginia-2	0 by Dayton-2
FG Pct.	.300 v Louisville (18-60)-1	.302 by Holy Cross (19-63)
3-FG Pct.	.118 v Dayton (2-17)-2	.056 by Xavier (1-18)
FT Pct.	.455 v Xavier (5-11)	.500 by Dayton (14-28)-2

UNIVERSITY OF CINCINNATI POINTS-REBOUNDS-ASSISTS

Opponent	Date	Score	01		02		03		10		13		14		20		21		23	
			WL	MOORE, CHA	TILFORD, D	DOWNEY, DE	WATT, PAT	MUHAMMAD,	HICKS, ERI	MILLER, BR	WHITE, JAM	ALLEN, RON								
MURRAY STATE	11/19/05	79-75	WO	DNP	8- 1- 1	4- 1- 3	DNP	8- 3- 3	18-10- 1	DNP	21- 5- 3	2- 1- 0								
ILLINOIS STATE	11/22/05	76-59	W	DNP	4- 1- 1	21- 1- 3	0- 0- 0	0- 0- 3	8-11- 3	0- 0- 0	18- 6- 2	9- 1- 0								
HOLY CROSS	11/25/05	77-55	W	DNP	6- 0- 1	12- 5- 3	0- 1- 0	5- 4- 4	5- 5- 3	0- 1- 0	19- 3- 1	11- 5- 0								
DAYTON	11/29/05	66-75	L	DNP	DNP	8- 2- 0	DNP	0- 0- 0	18- 8- 0	DNP	15- 4- 4	4- 2- 1								
MEMPHIS	12/3/05	81-91	L	DNP	0- 0- 0	14- 2- 2	DNP	17- 3- 0	15-14- 0	DNP	17- 6- 2	0- 4- 0								
at Vanderbilt	12/10/05	92-83	W	9- 0- 1	DNP	18- 2- 2	DNP	9- 3- 1	13- 8- 1	DNP	18- 7- 0	0- 3- 0								
OHIO	12/14/05	86-58	W	6- 4- 2	0- 1- 0	24- 1- 5	0- 1- 0	2- 3- 2	8- 9- 2	0- 0- 0	18- 7- 4	5- 1- 0								
TENNESSEE TECH	12/17/05	105-62	W	4- 3- 2	3- 1- 1	16- 7- 9	0- 1- 1	18- 3- 3	19- 7- 1	2- 0- 0	19- 8- 3	2- 1- 0								
ARKANSAS-MONTICELLO	12/19/05	84-63	W	0- 1- 4	2- 1- 1	13- 2- 3	0- 0- 0	15- 0- 0	15- 6- 2	0- 0- 0	18- 6- 1	0- 0- 0								
vs Dayton	12/22/05	81-63	W	2- 1- 3	DNP	21- 2- 3	DNP	5- 1- 1	10- 3- 0	DNP	19- 5- 0	3- 5- 0								
vs Louisiana State	12/23/05	75-72	W	1- 2- 0	DNP	11- 1- 8	DNP	9- 0- 1	21- 7- 2	DNP	19- 5- 0	2- 2- 0								
vs Miami (Ohio)	12/28/05	75-65	W	0- 0- 0	DNP	19- 2- 2	DNP	15- 4- 4	11- 9- 1	DNP	10- 3- 1	1- 0- 0								
NORTH CAROLINA A&T	12/30/05	105-69	W	5- 3- 0	3- 1- 3	13- 2-11	0- 0- 1	2- 3- 3	24-10- 1	1- 1- 0	23- 5- 4	11- 4- 0								
DEPAUL	1/4/06	82-60	W	2- 1- 1	DNP	6- 2- 6	DNP	20- 3- 0	20-15- 0	DNP	17- 6- 4	2- 0- 0								
at Marquette	01/07/06	70-66	W	0- 0- 0	DNP	6- 3- 2	DNP	10- 6- 1	22-12- 2	DNP	12- 5- 2	0- 2- 0								
at CONNECTICUT	1/9/06	59-70	L	0- 1- 3	0- 0- 0	7- 2- 2	DNP	0- 3- 2	14-11- 1	DNP	18- 6- 4	0- 0- 0								
SYRACUSE	01/14/06	58-77	L	4- 1- 0	2- 0- 0	9- 1- 3	DNP	6- 2- 1	9- 7- 0	DNP	16- 2- 2	4- 2- 0								
at Xavier	01-19-06	71-73	OL	0- 3- 2	DNP	22- 5- 5	DNP	10- 5- 0	12- 9- 0	DNP	16- 4- 3	0- 1- 0								
RUTGERS	01/22/06	71-66	W	11- 3- 1	DNP	21- 2- 4	DNP	0- 1- 3	13-12- 0	DNP	14- 4- 2	0- 0- 0								
at LOUISVILLE	1/25/06	50-67	L	3- 2- 2	2- 0- 3	2- 2- 5	DNP	12- 5- 1	15-17- 0	0- 1- 0	9- 4- 1	5- 4- 0								
at Georgetown	1/28/06	57-76	L	3- 2- 2	4- 0- 1	0- 1- 2	DNP	2- 1- 0	13- 9- 0	3- 0- 0	22- 3- 2	2- 1- 0								
USF	01/31/06	73-60	W	0- 3- 6	4- 0- 0	12- 6- 3	DNP	18- 1- 3	13-11- 0	DNP	6- 1- 1	2- 1- 0								
at West Virginia	02/04/06	57-66	L	0- 1- 1	0- 1- 0	6- 4- 4	DNP	15- 4- 2	22-10- 0	DNP	10- 6- 2	0- 0- 0								
LOUISVILLE	2/6/2006	74-68	W	4- 3- 2	0- 0- 0	15- 4- 4	DNP	19- 2- 1	14-12- 0	0- 0- 0	14- 9- 2	2- 0- 0								
at PITT	02/12/06	69-89	L	3- 1- 4	4- 2- 0	7- 0- 3	DNP	21- 3- 1	15- 4- 0	0- 1- 0	9- 5- 4	4- 2- 0								
at Syracuse	2/15/06	82-65	W	0- 1- 1	DNP	16- 4- 7	DNP	19- 8- 2	8-11- 0	DNP	18- 5- 4	0- 0- 0								
PROVIDENCE	2/17/06	66-64	W	0- 2- 2	DNP	16- 4- 3	DNP	13- 2- 5	3- 9- 1	DNP	22- 7- 0	2- 3- 0								
VILLANOVA	2/23/06	72-74	L	14- 5- 0	5- 0- 1	13- 4- 4	DNP	12- 3- 5	21- 9- 0	DNP	7- 5- 1	0- 1- 0								
at Seton Hall	2/28/06	62-72	L	5- 4- 1	2- 0- 0	0- 1- 2	DNP	21- 6- 2	9- 7- 0	DNP	17- 3- 4	0- 2- 0								
WEST VIRGINIA	3/4/06	78-75	W	6- 4- 4	DNP	16- 5-10	DNP	17- 2- 2	18- 8- 0	DNP	15- 6- 1	0- 0- 0								

Opponent	Date	Score	30		33		39		51		53		59	
			WL	MCGOWAN, C	KIRKLAND,	COLEMAN, D	BARWIN, CO	BENKEN, SC	MURRAY, ER					
MURRAY STATE	11/19/05	79-75	WO	9-10- 2	5- 3- 0	4- 1- 1	DNP	DNP	DNP					
ILLINOIS STATE	11/22/05	76-59	W	4- 3- 0	10- 3- 2	1- 3- 1	DNP	DNP	DNP	1- 1- 0				
HOLY CROSS	11/25/05	77-55	W	9- 7- 2	8- 2- 2	2- 3- 0	DNP	DNP	DNP	0- 0- 0				
DAYTON	11/29/05	66-75	L	13- 7- 0	4- 5- 2	4- 1- 0	DNP	DNP	DNP	0- 1- 0				
MEMPHIS	12/3/05	81-91	L	8- 6- 1	10- 3- 3	0- 1- 0	DNP	DNP	DNP	0- 0- 0				
at Vanderbilt	12/10/05	92-83	W	10- 5- 1	15- 3- 5	DNP	DNP	DNP	DNP	DNP				
OHIO	12/14/05	86-58	W	8- 8- 1	11- 2- 1	2- 0- 0	DNP	DNP	DNP	2- 0- 0				
TENNESSEE TECH	12/17/05	105-62	W	12- 7- 0	8- 2- 2	DNP	DNP	DNP	DNP	2- 3- 0				
ARKANSAS-MONTICELLO	12/19/05	84-63	W	9-13- 1	12- 4- 3	DNP	DNP	DNP	DNP	DNP				
vs Dayton	12/22/05	81-63	W	11- 6- 1	10- 6- 0	DNP	DNP	DNP	DNP	DNP				
vs Louisiana State	12/23/05	75-72	W	0- 1- 1	12- 4- 4	DNP	DNP	DNP	DNP	DNP				
vs Miami (Ohio)	12/28/05	75-65	W	10- 7- 1	9- 5- 3	DNP	DNP	DNP	DNP	DNP				
NORTH CAROLINA A&T	12/30/05	105-69	W	12- 5- 0	11- 3- 2	DNP	DNP	DNP	DNP	DNP				
DEPAUL	1/4/06	82-60	W	13-20- 0	2- 3- 2	DNP	DNP	DNP	DNP	DNP				
at Marquette	01/07/06	70-66	W	6- 4- 2	14- 5- 3	DNP	DNP	DNP	DNP	DNP				
at CONNECTICUT	1/9/06	59-70	L	6- 4- 0	14- 2- 0	DNP	DNP	DNP	DNP	DNP				
SYRACUSE	01/14/06	58-77	L	6- 8- 1	DNP	DNP	2- 1- 0	DNP	DNP	DNP				
at Xavier	01-19-06	71-73	OL	11- 7- 2	DNP	DNP	0- 3- 1	DNP	DNP	DNP				
RUTGERS	01/22/06	71-66	W	8- 2- 3	DNP	DNP	4- 4- 1	0- 0- 0	DNP	DNP				
at LOUISVILLE	1/25/06	50-67	L	2- 7- 1	DNP	DNP	0- 3- 0	DNP	DNP	DNP				
at Georgetown	1/28/06	57-76	L	8- 9- 1	DNP	DNP	0- 0- 0	DNP	DNP	DNP				
USF	01/31/06	73-60	W	18-14- 1	DNP	DNP	0- 0- 0	DNP	DNP	DNP				
at West Virginia	02/04/06	57-66	L	2-11- 0	DNP	DNP	2- 1- 0	DNP	DNP	DNP				
LOUISVILLE	2/6/2006	74-68	W	6- 8- 2	DNP	DNP	0- 2- 0	DNP	DNP	DNP				
at PITT	02/12/06	69-89	L	0- 4- 0	DNP	DNP	6- 2- 0	DNP	DNP	DNP				
at Syracuse	2/15/06	82-65	W	19- 9- 1	DNP	DNP	2- 3- 0	DNP	DNP	DNP				
PROVIDENCE	2/17/06	66-64	W	10- 9- 2	DNP	DNP	0- 3- 1	DNP	DNP	DNP				
VILLANOVA	2/23/06	72-74	L	0- 4- 0	DNP	DNP	0- 3- 0	DNP	DNP	DNP				
at Seton Hall	2/28/06	62-72	L	8- 6- 0	DNP	DNP	0- 2- 0	DNP	DNP	DNP				
WEST VIRGINIA	3/4/06	78-75	W	6- 5- 0	DNP	DNP	0- 0- 0	DNP	DNP	DNP				