



THE UNIVERSITY OF CINCINNATI BEARCATS



JR CHAD HOWARD



JR BRENNEN WALSH



FS/JR BLAKE HAMILTON



JR JARED O'KEEFE



SR EMERSON NEWSOME

2015-16

# BEARCATS GOLF







**QUICK FACTS, TABLE OF CONTENTS & MEDIA INFORMATION**

**QUICK FACTS**
**General**

Location .....	Cincinnati, OH 45221
Enrollment .....	43,691
Nickname .....	Bearcats
Colors .....	Red & Black
Conference .....	American Athletic Conference
Founded .....	1819
Affiliation .....	NCAA Division I
President .....	Dr. Santa J. Ono
Alma Mater, Year .....	Chicago '84
Director of Athletics .....	Mike Bohn
Alma Mater, Year .....	Kansas '83
Faculty Representative .....	Dr. David M. Szymanski

**Coaching Staff**

Head Coach/Director of Golf .....	Doug Martin
Alma Mater .....	Oklahoma, '89
Years at UC .....	Seventh as head coach/10th overall
Assistant Coach .....	Jonathan Ehlen
Alma Mater .....	Northern Kentucky, '07
Year at UC .....	First

**Credits**

*The 2015-16 Cincinnati men's golf media guide was published by the University of Cincinnati Athletics Department, Mike Bohn Director of Athletics.*

*Editor: Andre Foushee*

*Editorial Assistance: Ryan Koslen, Michael Scholl, Katie Botsis, Alex Ryan, Alex Lange and Drew Weber.*

*Cover Design: Brad Howard*

*Special thanks to UC Creative Services for images throughout the season.*

**TABLE OF CONTENTS**

The University of Cincinnati .....	4
City of Cincinnati .....	5
Academic Excellence .....	6
Community Service .....	7
Strength & Conditioning / Under Armour .....	8
Sports Medicine .....	9
Traditions Golf Club / Golf Simulator .....	10
President Dr. Santa Ono .....	11
Director of Athletics Mike Bohn .....	12

**MEET THE BEARCATS**

Head Coach Doug Martin .....	14
Assistant Coach Jonathan Ehlen .....	15

2015-16 Men's Golf Roster .....	16
---------------------------------	----

2015-16 Season Preview .....	17
------------------------------	----

**PLAYERS**

Davis Baxter .....	18
Blake Hamilton .....	19
Chad Howard .....	20
Emerson Newsome .....	21
Jared O'Kelley .....	22
Scot Sapp .....	23
Christian Vining .....	24
Brennen Walsh .....	25
Paul Huber .....	26
Hays Moreland .....	26
Austin Squires .....	26

**RECORDS & RESULTS**

2014-15 Results .....	28
All-Time Results .....	29-31
All-Time Records .....	32-38

**MEDIA INFORMATION**
**Athletic Communications Staff**

Ryan Koslen .....	ryan.koslen@uc.edu
Associate AD .....	FB
<b>Andre Foushee .....</b>	<b>andre.foushee@uc.edu</b>
<b>Assistant AD .....</b>	<b>MBB, MGOLF</b>
Michael Scholl .....	michael.scholl@uc.edu
Senior Director .....	MSOC, SWIM, WLAX, FB (2nd)
Katie Botsis .....	katie.botsis@uc.edu
Director of Digital Media .....	WTEN Alex Ryan
Alex Ryan .....	alex.ryan@uc.edu
Director .....	WSOC, CC/TF, MBB (2nd)
Alex Lange .....	alex.lange@uc.edu
Assistant Director .....	VB, BASE
Drew Weber .....	andrew.weber@uc.edu
Assistant Director .....	WBB, WGOLF

Athletic Communications Office: ..... (513) 556-5191

Mailing/Overnight Address:

Richard E. Lindner Center, Ste. 860  
 2751 O'Varsity Way  
 University of Cincinnati  
 Cincinnati, OH 45221-0021

**On the Web**

Information on all University of Cincinnati athletic teams is available at [www.GoBEARCATS.com](http://www.GoBEARCATS.com). To receive the UC updates via email, please send a request to Andre Foushee ([andre.foushee@uc.edu](mailto:andre.foushee@uc.edu)). Information on the American Athletic Conference and all member institutions is also available through the league's web site at [www.TheAmerican.org](http://www.TheAmerican.org).

**#Bearcats**

When tweeting and engaging others on social media networks about UC or the Bearcats, please use #Bearcats.

**Get Connected**


GoBearcats.com



@GoBearcats and @GoBearcatsMGOLF



GoBearcats



## THE UNIVERSITY OF CINCINNATI

### A RECORD-SETTING YEAR

- » Projections call for record-setting overall enrollment and significant gains in diversity, academic profile and retention for this year.
- » There are several other potential records for Uptown Campus baccalaureate degree-seeking freshmen in 2015, according to early projections
- » First-year retention rate: 87 percent (up 0.5 percent last year)
- » Average ACT score: 25.7 (up from 25.5 last year)
- » Average SAT score: 1163 (up from 1153 last year)
- » Average high school GPA: 3.471 (up from 3.458 last year)
- » National Merit/Achievement Scholarship recipients: 50 (up from 48 last year)
- » An overall 2.6 percent increase in freshmen students of color for a total of 20.6 percent, compared to last year's 18 percent.
- » An overall increase (137 students) in international students for a total of 3,330, compared to last year's 3,193.

### AN INSTITUTION ON THE RISE

- » The University of Cincinnati was again named in the Top Tier of the country's "Best National Universities" and moved up six spots to 129th in the 2015 special issue. In the past four years, UC has jumped a remarkable 27 places on the list. No other university in the top 130 has jumped as many places in only five years.
- » Last year, UC also made the list of the top 13 colleges with the best co-op or internship opportunities.
- » UC has numerous programs ranked among the top 100 public universities in the nation, including 50 in the Top 50.
- » The MBA program rose a total of 39 spots for its full-time program and 69 spots for its part-time program. Both rankings exemplified the largest increase of any school in the nation, leading U.S. News & World Report to call the UC move "one of the most noteworthy changes" in the most current rankings.
- » U.S. News has ranked UC in the Top Tier of America's Best Colleges and as one of 15 "up and coming" universities.
- » The Chronicle of Higher Ed. calls UC a "research heavyweight."
- » Travel & Leisure Magazine ranked UC among America's Most Beautiful College Campuses.
- » UC was the first public institution in Ohio named a "green university" by Princeton Review.
- » Classified as a Research University (Very High Research Activity) by the Carnegie Commission, UC is ranked as one of America's top 25 public research universities by the National Science Foundation.
- » Money Magazine's "Elite Values in Higher Education," Kaplan's "Unofficial, Unbiased Insider's Guide to the 320 Most Interesting



Colleges," Octameron's "College Match: A Blueprint for Choosing the Best School for You" and Yahoo's "Internet Life" have all ranked the University of Cincinnati's programs among the best in the nation.

- » HomeTalk.com listed UC's Morgens Hall among its national list of 7 university residence halls with must-have features. Morgens was included for its sustainability features.

### LARGE PUBLIC UNIVERSITY

- » The University of Cincinnati enrolls more than 43,500 students, including its Blue Ash and Clermont campuses, each year in a diverse collection of 13 colleges and divisions – from the College-Conservatory of Music to the College of Medicine, law to engineering, business to arts and sciences.
- » The university offers more than 300 majors and degree programs from the associate to doctoral level.

### WORLD-RENOWNED PROGRAMS

- » The College & Conservatory of Music (CCM) is ranked in the top 10 music schools nationally.
- » The Criminal Justice and Pediatrics programs are each ranked third in the nation, the College of Design Architecture Art & Planning (DAAP) annually has its design programs ranked in the top three nationally and its architecture program in the top 10.

### COOPERATIVE EDUCATION

- » Co-op was invented at the University of Cincinnati in 1906. Now, over 100 years and 43 countries later, generations of students worldwide have followed our lead.
- » Today, UC's co-op program is listed among the nation's best in US News & World Report rankings.

### UC BY THE NUMBERS ...

<b>372</b>	<b>// Programs of Study</b>
<b>16 to 1</b>	<b>// Student/Faculty Ratio</b>
<b>117</b>	<b>// Buildings on Campus</b>
<b>43,691</b>	<b>// Total Enrollment</b>

### “ Among the top tier of the Best National Universities.”

» US News and World Report, September 2012



### “ One of the nation's top Green Universities.”

» Princeton Review, April 2011



### “ UC has one the world's most beautiful campuses.”


» Forbes Magazine/Delta Sky Magazine, 2011



## THE CITY OF CINCINNATI



## AN INSIDE LOOK



## THE QUEEN CITY

Amidst the gently rolling hills along the Ohio River, Cincinnati spreads from the southwestern corner of Ohio into Northern Kentucky and southeastern Indiana.

## CINCINNATI FORTUNE 500s

Cincinnati added another company to the Fortune 500 list this year, bringing the Queen City's total to 10 on the annual ranking of the largest public companies in the U.S. with another four in the top 1000.

Ohio emerged as home to the fifth-largest share of Fortune 500 companies in the nation in the annual ranking, with a total of 27 Fortune 500 companies in the latest ranking, up four companies from 2010.

- » Kroger
- » Procter & Gamble
- » Macy's
- » Ashland
- » Omnicare
- » Fifth Third Bancorp
- » General Cable Corp.
- » American Financial Group
- » AK Steel
- » Western & Southern Financial

## GETTING METROPOLITAN

The metropolitan Cincinnati population is 2.1 million. The metro area consists of Hamilton, Clermont and Warren Counties in Ohio; Boone, Campbell and Kenton Counties in Kentucky; and Dearborn County, Indiana. The city's population is about 356,000 and covers an area of 77.2 square miles.

## A GREAT PLACE TO LIVE

Cincinnati was named 'A Top-10 Value City' by Kiplinger magazine, Cincinnati's vibrant economy, low cost of living and great amenities helps companies retain current employees and recruit new ones.

## CINCINNATI USA'S MOST RECENT DESIGNATIONS:

- » One of 15 places in the World to Visit in 2015 by Jetsetter.com
- » One of Six Small Cities with Big Food Scenes, USA Today
- » One of the 20 Best Cities for 20-Somethings, Greatist
- » Fifth-best Foodie City for Your Wallet, WalletHub, 2014
- » One of Five Cities with up-and-coming Downtowns, Fortune
- » Best Regional Airport by Skytrax
- » Best ER Care by Healthgrades
- » Most Affordable by Forbes Magazine
- » Best for New Business by Site Selection Magazine
- » Healthiest City by Men's Health Magazine
- » Best City for Nightlife by Forbes Magazine
- » Town of Best-Kept Secrets by Travel & Leisure Magazine
- » Worth the Trip by Oprah Magazine
- » America's Most Livable Communities
- » Cities that Rock by Esquire Magazine
- » Top Fun City by Money Magazine

## ACCOLADES AND AWARDS

National praise keeps coming for Cincinnati and the city's improved image has been the subject of numerous articles placed in publications such as USA Today, CNN.com and Esquire Magazine. Cincinnati is recognized not only as a top destination for all ages,

but also a community that strives for innovation, quality of life and regional growth.

## AN ALL-STAR CITY

The Cincinnati Reds and the City of Cincinnati played host to the 86th Major League Baseball All-Star Game in July 2015. The nearly week-long event included The Color Run MLB All-Star 5k, T-Mobile All-Star FanFest, Budweiser MLB All-Star Concert, the All-Star Legends and Celebrity Softball game, the MLB All-Star Summer Pepsi Block Party, the Gillette Home Run Derby and was capped off by the 86th MLB All-Star Game at Great American Ball Park.

## AN ATTRACTIVE DESTINATION

Cincinnati's attractions were recognized as top vacation spots for families, in the Zagat Survey's U.S. Family Travel Guide, in association with Parenting Magazine. Numerous Cincinnati attractions top rankings among a list of over 1,000 sites and attractions in the United States.

- » Cincinnati is home to the NFL's Cincinnati Bengals and MLB's Cincinnati Reds.
- » Newport Aquarium was named the No. 1 aquarium in the Midwest and one of the 25 top rated attractions in the country.
- » Cincinnati Zoo & Botanical Garden ranked 13th of 50 national attractions.
- » Cincinnati Art Museum tied with four museums, including the Metropolitan Art Museum in New York and the Art Institute in Chicago, for best art museum.
- » Kings Island ranked 4th overall in "child appeal" category.
- » Newport on the Levee topped the national list of malls and shopping centers.
- » Cincinnati Museum Center at Union Terminal and Great American Ball Park received top rankings as well.



## SUPPORT SERVICES

## ACADEMIC EXCELLENCE

## FALL 2014 IN REVIEW

- 3.137 // Department GPA**  
**14 // Teams with 3.0 GPA or better**  
**4 // Programs with record GPA**  
**25 // TopCats (4.0 GPA)**  
**192 // Dean's List (3.4 GPA)**  
**292 // Bearcat Honor Roll (3.0 GPA)**

**Fall 2013 TopCats:** Mason Antoun (FB), Camaron Beard (FB), Tony Miliano (FB), Kyle Taubenheim (FB), Jonathan Cottrell (MSOC), Emily Elsbrock (WSOC), Ellie Zadina (WSOC), Michael Arnold (MSWIM), Mitch Beerse (MSWIM), Amanda Coffey (WSWIM), Catherine Dunne (WSWIM), Iuliia Fedoreeva (WSWIM), Milli Puth (WSWIM), Shelby Spitz (WSWIM), Kelly Poggensee-Wei (TEN), Hannah Willie (TEN), Joe Rattherman (MTF), Adrian Valles Inarrea (MTF), Erin Kennedy (WTF), April McPherson (WTF), Grace O'Donnell (WTF), Sarah Rasnick (WTF), Madi Lang (VB), Emma Roberson (VB), Parker Shepherd (VB)



## SPRING 2015 IN REVIEW

- 3.178 // Department GPA**  
**15 // Teams with 3.0 GPA or better**  
**6 // Programs with record GPA**  
**33 // TopCats (4.0 GPA)**  
**175 // Dean's List (3.4 GPA)**  
**295 // Bearcat Honor Roll (3.0 GPA)**

**Spring 2014 TopCats:** Bryan Chenoweth (BASE), Connor McVey (BASE), Mitch Patishall (BASE), John Nemes (CC), Antonio Kinard (FB), Daniel Nfodjo (FB), Idarius Ray (FB), Kyle Taubenheim (FB), Courtney Curtis (LAX), Jonathan Cottrell (MSOC), Nick Frank (MSOC), Megan Cravenor (WSOC), Emma Dwenger (WSOC), Alexa Fiehrer (WSOC), Vanessa Gilles (WSOC), Taylor Pavlika (WSOC), Amanda Coffey (WSWIM), Kirsten Rissover (WSWIM), Sammie Wheeler (WSWIM), Ali Miller (TEN), Kelly Poggensee-Wei (TEN), Hannah Wille (TEN), Brian Barney (MT&F), Ian Silver (MT&F), Frida Akerstrom (WT&F), Nicole Breeden (WT&F), Grace O'Donnell (WT&F), Anne Pace (WT&F), Taylor Rosenhagen (WT&F), Jamie Netisingha (VB), Me'Ashah Nicholson (VB), Emma Roberson (VB), Parker Shepherd (VB),



- » For 14 straight grading periods beginning in 2010 and in 20 of the last 21 grading periods, our student-athletes have earned a cumulative GPA above a 3.0.
- » 14 of 17 teams posted a 3.0 cumulative GPA or higher for the 2014-2015 academic year.
- » A record breaking 42% of Bearcats student-athletes were named to the Dean's List, earning a 3.4 GPA or higher in fall 2014 and 41% in the spring 2015 semester.
- » A record 58 student-athletes achieved a 4.0 GPA during the fall or spring semester.
- » Five programs posted record breaking semester GPAs during the 2015-2016 academic year. Women's soccer (3.533), women's tennis (3.645) and men's track (3.229) set records in the fall but proceeded to break them again in the spring. Women's track posted a 3.457 in the fall while volleyball posted a 3.648 in spring 2015.
- » Men's Swimming, Men's Outdoor Track, Women's Golf, and Tennis (second consecutive year) received the NCAA Public Recognition Award for their APR score of 1000.
- » Ian Happ, was named First Team Capital One Academic All-America by CoSIDA.
- » Jae Atkinson, Women's Soccer was voted by CoSIDA to the 2014 Capital One Second Team Academic-All District.
- » Brian Barney was named Second Team Capital One Academic All-America by CoSIDA, the 2014-2015 American Athletic Conference Scholar-Athlete of the Year and a finalist for the Male Arthur Ashe Jr. Sports Scholar of the Year and was named to the first team.

## 2014-15 GRADUATES

**Baseball:** Ryan Atkinson, Bryan Chenoweth, J.P. Jackson

**Men's Basketball:** Ge'Lawn Guyn, Jermaine Sanders

**Women's Basketball:** Alysha Lovett, Chelsea Jamison

**Football:** Mason Antoun, Clemente Casseus, Michael Colosimo, Dominic Mainello, Parker Ehinger, Kevin Hyland, Rod Moore, Max Morrison, Rob Rice, Kyle Taubenheim, Shaq Washington, Hosey Williams, Kirk Willis, Chad Hannah, Brandon Mitchell

**Men's Golf:** Jared Howard, John Michael O'Toole, Baxter Reeves, Michael Wolf

**Women's Golf:** Mackenzie Moir

**Women's Lacrosse:** Megan Bell, Ashley Helmraht, Jillian Magnotta

**Men's Soccer:** Will Deobold, Matt Remaley, Ashani Walker, Jonathan Cottrell, Alan Rovira

**Women's Soccer:** Megan Cravenor, Alexa Fiehrer, Mackenzie Grause, Christi Mason, Evi Ranson, Kate Schmidt, Kristina Utley, Mollie Williams,

**Men's Swimming & Diving:** Roberto Nevarez, Tim O'Brien, Michael Palleros

**Women's Swimming & Diving:** Kendra Bierman, Meghan Calvaruso, Aleksandra Kaminska, Helena Pikhartova, Kirsten Rissover, Brenna Stout, Samantha Wheeler


**Women's Tennis:** Kristina Georgieva

**Men's Track & Field:** Brian Barney, Cody Curry, Kevin Fink, Nick Kowaleski, Michael Nwankwo, Tyler Ross

**Women's Track & Field:** Mekayla Breland, Hannah Christ, Ashley Earman, Jalisa Jarrett, Taylor Rosenhagen, Shanice Smith, Emelie Larsson

**Volleyball:** Jamie Netisingha, Me'Ashah Nicholson, Megan Turner, Caitlin Ogletree


## STUDENT-ATHLETES OF THE MONTH



JON COTTRELL




JAE ATKINSON



ERIC LEFELD



AMELIA WEGMAN



MICHAEL ARNOLD




HELENA PIKHARTOVA



JOHN MICHAEL O'TOOLE



SHANICE SMITH



IAN HAPP



## SUPPORT SERVICES

## COMMUNITY SERVICE

The Cincinnati Bearcats take pride in their athletic and academic accomplishments. They also hold a unique place for their Cincinnati community and express that through engaging outside of sport. Each of our 19 teams does their part each year to give back to the community that supports them.

During the 2014-15 academic year, UC student-athletes completed over 2,968 hours of community service, visiting over 50 separate sites.

Within the athletic department we have two annual community engagement initiatives that are organized by UC student-athletes.

Playdate with the Bearcats grew out of the relationship between the Cincinnati football team and Mitch Stone, a young cancer patient who was adopted by the team during their 2009 record-breaking season. Today, Mitch is healthy and cancer-free. With help from the team, Mitch's family started Mitch's Mission so that they could continue helping kids facing similar health challenges.

Each February, Mitch's Mission and UC partner to host Playdate with the Bearcats. The fundraiser benefits pediatric cancer and blood disease patients at Cincinnati Children's Hospital. The event is designed as a carnival-like, family-fun event, featuring UC student-athletes from the football team and other varsity sports along with the Bearcat mascot. The day also offers cornhole, kid-friendly drills put together by UC coaches, swimming, rock-climbing, face painting, food and music.

The second major event sponsored by UC student-athletes is Gatorade Pong. Put on annually by the Student-Athlete

Advisory Committee, it is a tournament style event with raffles, prizes and food. All of the proceeds go to Mother's Against Drunk Driving to promote education and safe driving. The event includes representation from all of our teams as well as faculty, staff and the Cincinnati community.

COMMUNITY  
ENGAGEMENT  
PARTNERS

- Adopt a Family
- American Cancer Society
- Blue Ash Childcare Center
- Boys and Girls Club
- Cincinnati Children's Hospital
- Dragonfly Foundation
- Earth Day Clean Up
- Freestore Foodbank
- Girls on the Run
- Habitat for Humanity
- Into the Streets
- Making Strides Against Breast Cancer
- Mercy Health
- Our Daily Bread
- Playdate with the Bearcats
- Reds Urban Youth Academy
- Relay for Life
- Ronald McDonald House
- Special Olympics
- UCATS Thank-A-Thon
- vs. Cancer Foundation

» DURING THE 2014-15  
ACADEMIC YEAR,  
UC STUDENT-ATHLETES  
COMPLETED OVER  
2,968 HOURS OF  
COMMUNITY SERVICE.





## SUPPORT SERVICES

## STRENGTH &amp; CONDITIONING



Strength and conditioning is one of the most important ingredients of any successful college athletic department. To help the Bearcats' student-athletes maximize their athletic potential, UC combines a modern, comprehensive facility with the latest techniques in sports performance.

The goal of the strength and conditioning program is to develop the total athlete. The strength and conditioning staff works with UC student-athletes in the following areas: strength/power, agility/skill development, nutrition, mental toughness, speed, flexibility, conditioning and injury prevention to lead to total athlete development.

No area is given greater attention and emphasis than strength and conditioning.



With the opening of the Richard E. Lindner Athletics Center, the Bearcats utilize a 22,000-square-foot strength training facility, one of the largest in the nation. The facility includes state-of-the-art equipment and an artificial turf warm-up area, trimmed in the same surface UC plays on at Nippert Stadium, Gettler Stadium and Marge Schott Stadium.

In 2013, the mirror-covered space received an overhaul, including painting, new Olympic weights, 36 racks, a new top-of-the-line flooring system

Space within the weight room was also redistributed in a more efficient manner, allowing multiple teams and groups to work out at the same time.



In the summer of 2014, a nutrition bar was added; ensuring UC student-athletes will have access to pre- and post-workout nutritional shakes and NCAA-regulated supplements.

Joe Walker heads up the football strength and conditioning staff and is assisted by former UC standout running back Orlando Smith, David Neill and graduate assistant Reid Kagy.

Mike Rehfeldt oversees the men's basketball program while Kelly Powers leads the women's basketball and Olympic sports effort along with the help of Lauren Kelly.

## UNDER ARMOUR APPAREL



**UNDER ARMOUR.**

The University of Cincinnati department of athletics officially welcomed Under Armour to the family as the global performance brand began its tenure as the official outfitter for UC's intercollegiate athletics program July 1, 2015.

The long-term partnership was originally announced on April 2, 2015.

As part of the multi-year agreement, Under Armour will exclusively design and supply the footwear, apparel and equipment for training and gameday uniforms for each of UC's 19 men's and women's varsity athletic teams beginning in the 2015-16 season.

In addition to outfitting the Bearcats, the brand plans to integrate the University into its wide-ranging storytelling efforts, including global marketing campaigns, social media initiatives, in-store promotions and grassroots activations.

"Our talented players, coaches and staff are excited to share this new relationship with our dedicated fans and demonstrate how two hot brands will take the Bearcats to new heights," Director of Athletics Mike Bohn said. "Under Armour has made a significant commitment to UC which will allow us to strive for even more significant achievements. We share a passion to provide our student-athletes with all the cutting edge tools to compete at the highest level."

This new affiliation further expands Under Armour's leadership in providing proven performance benefits to college athletes on all playing fields. Cincinnati is the brand's fifteenth Division 1 all-school partnership.





## SUPPORT SERVICES

## SPORTS MEDICINE

The University of Cincinnati's sports medicine program is responsible not only for helping student-athletes make speedy recoveries from injuries, but in preventing injuries from occurring.

UC's sports medicine program is a comprehensive approach to the injury care and the wellness of the University's over 500 student-athletes, utilizing state-of-the-art diagnostic and treatment equipment with the latest methods in the care and prevention of injuries.

Its objectives are simple: to prevent injuries, to rehabilitate injuries, to adjust to the stress following injuries and to educate student-athletes about various wellness issues. Trainers are present at every practice and event to monitor the health of the student-athletes and respond to injuries.

The goal is to get UC's athletes back in the classroom and on the playing field functioning at 100 percent capacity. New student-athletes are carefully examined before they participate to detect potential problems. All student-athletes are afforded state-of-the-art therapeutic care.

During the summer of 2011 and following an extensive departmental review, UC made the decision to outsource its sports medicine operation to Select Medical, the parent company of NovaCare Rehabilitation, which is UC's longtime provider of rehabilitation services.

Under the direction of Associate AD/Sports Medicine Bob Mangine, UC's athletic trainers are the backbone of the sports medicine program. Mangine, drawing on more than three decades in the sports medicine and physical therapy fields, supervises a staff of six assistant athletic trainers, four intern athletic trainers and two physical therapists.



Mangine leads the football sports medicine team while Head Athletic Trainer Robb Williams is in his second season with the men's basketball squad at UC while overseeing the day-to-day operations of the training room.

Associate Head Football Trainer Daniel Springer starts his second full-time season with the program. Springer is a UC graduate who was a student trainer with the 2008 Bearcats team which traveled to the Orange Bowl.

Emi Matsuno, who previously worked at the University of Illinois, enters her seventh season at UC and her second with the women's basketball squad, after spending the previous six years with the football program.

Kris Chalk is in his third year at UC and works with men's soccer and men's and women's swimming & diving.

Samantha Loughlin is also in her third year with the Bearcats and works with the lacrosse program and men's and women's swimming and diving.

Matt Donlin and Lydia Wright will serve as physical therapists.



Interns for the 2015-16 season are Phil Montano (football), Haley McDaniel (volleyball), Michele Galvin (Track & Field), Stephanie Medina (tennis, cheer and dance).

UC has some of the top doctors in the country on staff, led by Head Team Physician Dr. Jon Divine, and Director of Orthopedic Services Dr. Angelo Colosimo.

UC's state-of-the-art sports medicine facility caters to the needs of UC's student-athletes. Features of the training room include over 4,000 square feet of space for treatment and taping, spacious office suites for training staff and physicians, hydrotherapy areas, a physicians' exam area and x-ray facilities.

UC Health provides nationally-recognized specialists who are immediately accessible. University of Cincinnati Medical Center, a nationally recognized medical center, is immediately adjacent to UC's campus, providing Bearcats student-athletes the absolute best in health and medical care. UC Health Imaging Centers has an MRI diagnostic center within the Richard E. Lindner Varsity Village complex.





## FACILITIES

## TRADITIONS GOLF CLUB



Since its opening in 1991, Traditions Golf Club has consistently been recognized as one of the premier places to play in the Greater Cincinnati Area.

From its beginning, the Championship 18-hole course found immediate favor in the golfing community attracting a large contingent of 'serious' players. Traditions quickly received acclaim by being ranked in the "Top 10 New Private Golf Clubs in the United States" in 1992 by Golf Digest, which publishes a biannual listing of the top 100 new golf courses.



The Club is equally proud that Golf Digest has also rated it as one of the "Ten Best in the Commonwealth of Kentucky" for sixteen consecutive years.

The legendary Club has also been the site for the 1999 Kentucky PGA Championship, 2001-2011 Greater Cincinnati Golf Association Metropolitan Championships, 2004 Kentucky Amateur, 2008 Big East Tournament, four USGA National Qualifier events and host of the Kentucky Open in August 2012.



In addition to the well-maintained and challenging course, Traditions has numerous other features that make it the ideal location for the Bearcats program to call home. Along with the 18-hole course, Traditions also houses two driving ranges, and unlike many clubs and courses in this region, an area for players to work specifically on their short games.

## GOLF SIMULATOR



In 2012, The University of Cincinnati golf programs introduced a virtual golf simulator as a practice and training tool for their student-athletes. The simulator is an aboutGolf Indoor Golf Simulator, based out of Toledo, Ohio, and is endorsed by the PGA Tour.

This state-of-the-art, technologically advanced simulator reads out balance points in the user's



feet so that it becomes a great teaching tool. It allows the student-athletes to do everything from driving, to full-swing shots, chipping, short-game shots, and putting to simulate play on the course.

The equipment provides a great resource for the Bearcats golf programs to continue their training in the cold weather months when there are fewer opportunities to get on the course. A trend has



developed among northern schools to include simulators in their practice facilities in an attempt to keep pace with schools in the south that enjoy quality practice time on the course virtually year-round.



**CINCINNATI ADMINISTRATION**

# DR. SANTA J. ONO

## UNIVERSITY OF CINCINNATI PRESIDENT

Santa Jeremy Ono, PhD, is the 28th President at the University of Cincinnati. After serving on an interim basis for two months, he was appointed to the presidency on Oct. 23, 2012.

President Ono first arrived at UC in 2010, serving two years as the Senior Vice President for Academic Affairs and Provost. As Provost, he led the development of an Academic Master Plan (AMP) aligned to the university's strategic plan, UC2019u. The AMP, unveiled in May 2012, outlined an initial investment of about \$10 million toward long-term strategic goals set for completion in UC's bicentennial year, 2019.

Dr. Ono is the first Asian American to serve as UC's chief executive and one of only a few Asian Americans to serve as president of a major research institution in the United States.

Dr. Ono also serves as Professor of Pediatrics within UC's College of Medicine and Professor of Biology in the McMicken College of Arts and Sciences. Dr. Ono's principal research interests focus on transcriptional regulation in the human immune system, mechanisms of mast cell dependent inflammation on the ocular surface and the immune component of age-related macular degeneration.

Prior to UC, Dr. Ono served at Emory University as Vice Provost for Academic Initiatives and Deputy to the Provost and then Senior Vice Provost for Undergraduate Academic Affairs, also serving as Professor in the Department of Ophthalmology, Emory University School of Medicine.

Earlier in his career, he also served in a variety of teaching, research and administrative positions at the Johns Hopkins School of Medicine, Harvard Medical School (and the Schepens Eye Research Institute), University College London (UCL) and Moorfields Eye Hospital in London.

Effective in July 2013, the U.S. Department of State Office of Foreign Missions appointed Dr. Ono to serve as Honorary Consul of Japan.

Dr. Ono's service in the community includes the Cincinnati Business Committee and the boards of Ohio's Third Frontier, Cincinnati USA Regional Chamber of Commerce, Cincinnati Art Museum, Cincinnati Symphony Orchestra, CincyTech, UC Health, Uptown Consortium, United Way, and Japan America Society of Cincinnati. He chairs the UC Research Institute board, the United Way Research Council and the board of the Global HEED (Promoting Health, Education and Economic Development), and co-chairs the Cincinnati/Northern Kentucky Early Grade-Level Reading Campaign. He is a member of the Chancellor's Ohio Completion Task Force of the Ohio Board of Regents as well as the Executive Committee of the STRIVE partnership and served on the Board of Advisors for Strive for College.

He has served on the Medical Research Council's Medical Advisory Board and College of Experts and the IMS and HAI study sections of the National Institutes of Health. He has consulted widely for companies such as GSK, Cambridge Antibody Technologies plc (now part of Astra Zeneca), Johnson & Johnson, Santen Inc. and Oxagen plc. He is chief scientific officer of iCo Therapeutics Inc., of Vancouver, Canada.

As a scholar and researcher, Dr. Ono has served on the editorial boards of the Journal of Immunology, Journal of Biological Chemistry, Immunology and the Journal of Allergy & Clinical Immunology.

Among his many honors and awards are the American Diabetes Association Career Development Award, the Investigator Award from the National Arthritis Foundation, the Brit Katz Award (Emory University), the Roche Laboratories Award for Excellence in Research, the Pharmacia International Award in Allergy Research. He was elected a Fellow of the American Association for the Advancement of Science in 2012.

Dr. Ono earned his PhD at McGill University and his BA at the University of Chicago. His training in Biochemistry and Molecular Biology at Harvard was supported by a Helen Hay Whitney Foundation Fellowship.

## UNIVERSITY BOARD OF TRUSTEES

### TRUSTEES..... TERM EXPIRES

Thomas H. Humes.....	2016
Robert E. Richardson Jr.....	2017
Ronald D. Brown .....	2018
Thomas D. Cassidy .....	2019
William C. "Wym" Portman III .....	2020
Geraldine B. "Ginger" Warner .....	2021
Margaret K. "Peg" Valentine .....	2023

### TRUSTEES..... TERM EXPIRES

Kim Heiman.....	2014
-----------------	------

### STUDENT TRUSTEES ..... TERM EXPIRES

Debra Burgess, Graduate Student .....	2016
---------------------------------------	------

### OFFICERS

Thomas H. Humes.....	Chairperson
Robert E. Richardson, Jr.....	Vice Chairperson
Thomas D. Cassidy .....	Secretary



## CINCINNATI ADMINISTRATION



## MIKE BOHN

## DIRECTOR OF ATHLETICS

Mike Bohn was named the director of athletics at the University of Cincinnati on Feb. 6, 2014.

"We are beyond excited to join the UC community with its rich history and remarkable momentum," Bohn said. I am eager to partner with a highly energized President who understands the collaborative role that athletics can play in advancing the University's vision and values."

"To recruit a leader of Mike's caliber and national standing only reaffirms the strength, promise and pride of UC Athletics. Mike has successfully moved multiple high profile programs to greater heights, and I am confident that he will help us do the same," Ono said. "I invite all of you to join me in welcoming Mike and his family to the Bearcat family."

Bohn's career spans thirty years and includes record-setting achievements at multiple institutions. As director of athletics at the University of Colorado from 2005 to 2013, Bohn successfully led their transition to the Pac-12 Conference. CU won four conference championship titles within two years, including the first for men's basketball in over 43 years. Meanwhile, Bohn enhanced academic support for scholar-athletes, resulting in departmental highs for APR and GPA.

He oversaw several multi-million dollar capital projects and facility upgrades, as well as secured the largest corporate sponsorship in school history. In 2008, CU garnered national attention for launching the first zero-waste stadium initiative at the college or professional level. In 2013, CU was named the most economically efficient athletics department in the nation by the Laboratory for the Study of Intercollegiate Athletics at Texas A&M.

Prior to the University of Colorado, Bohn served as director of athletics at San Diego State University. Under his watch, SDSU football increased season ticket sales by 27% and game-day attendance by 59%, in addition to setting a SDSU single-game attendance record of 57,000

against Idaho State. The SDSU baseball team set a NCAA single-game attendance record of 40,000.

As director of athletics at the University of Idaho from 1999 to 2003, Bohn successfully led their transition to the Division I-A ranks from the Big Sky Conference. Under Bohn, UI began construction on the Vandal Athletics Center, the first athletic facilities improvement in two decades. Additionally, he spearheaded a 20% increase in the Vandal Scholarship Fund and a \$350,000 surge in annual corporate support.

Bohn spent three years at Colorado State University as associate director of athletics. At CSU, he was responsible for all external revenue-producing operations, including: ticket sales; fundraising through the Greater Ram Club; licensing; corporate sales; signage; capital campaigns; broadcasting rights fees; and special events.

Prior to CSU, Bohn served as Director of Marketing for the College Football Association. The CFA, the precursor to the current Bowl Championship Series, consisted of six major football conferences encompassing 67 universities. Bohn assisted with the CFA's administration of a \$67 million television package involving ABC, ESPN and ESPN2.

He began his athletic administrative career at the Air Force Academy, where he played a major role in increasing football season ticket sales from 6,000 to 20,000 and in implementing a fundraising campaign that generated \$16 million for stadium improvements.

Bohn received a bachelor's degree from the University of Kansas, where he was recruited as a quarterback and also played baseball, and a master's degree in sports administration from Ohio University.

He is married to the former Kim Zeren. They have a son, Brandon, and a daughter, Michaelyn Tynan, along with a son-in-law, John Tynan, and a grandson, Chase Tynan.



## SENIOR STAFF



**Karen Hatcher**  
Executive Sr. Associate AD  
External Affairs



**Omar Banks**  
Sr. Associate AD  
Internal Affairs/CFO



**Brendan Fouracre**  
Sr. Associate AD  
Facilities & Operations



**Dr. Joe Luckey**  
Sr. Associate AD  
Student-Athlete Support Services



**Maggie McKinley**  
Sr. Associate AD  
Compliance/SWA





**2015-16 CINCINNATI MEN'S GOLF**

**MEET THE BEARCATS**



## COACHING STAFF



**A fixture within the men's golf program for the past nine years, Doug Martin continues to elevate Cincinnati's profile and reputation.**

After joining the Bearcats as an assistant coach for the 2006-07 campaign, Martin has served as the program's head coach for the last nine seasons (entering the 2015-16 academic year). Coupled with an ambitious vision and determined work ethic, Martin has parlayed the program's recent fully-funded status into newfound growth.

During the past two years, the men's golf team has registered 13 top-five finishes while continuing to build respect nationally. During the 2014-15 campaign, Cincinnati won the Bearcat Invitational, finished second in the Marshall Invitational and took third in the Cardinal Intercollegiate. The Bearcats concluded the year with a sixth-place finish at the American Athletic Conference Championship.

The Bearcats enjoyed a very competitive year in 2013-14, posting nine top-5 finishes while ranking as the nation's most improved team. By season's end, the Bearcats rewrote the record books, recording the program's best scoring average (291.06), posting the most birdies (505) in a season and achieving its best national ranking (93). UC also won its first team title since 2008 after claiming the Cleveland State Invitational during the fall season. UC ended the year by finishing sixth at the inaugural American Championship.

Martin's UC teams also enjoyed success as members of the BIG EAST Conference in his previous four seasons as head coach, recording a pair of top-6 finishes at the BIG EAST Championship. Three players posted top-10 finishes at the league championship and three players earned All-BIG EAST accolades.

# DOUG MARTIN

## HEAD COACH | 10TH SEASON

During the 2012-13 season, Martin helped guide David Tepe to medalist honors at the BIG EAST Conference Championship. Tepe received All-BIG EAST accolades and became the fourth Bearcat in school history to participate in the NCAA Championships.

Martin also led the Bearcats to a strong finish at the 2011 BIG EAST Championship, placing sixth. Joe Kastelic and Tepe each posted top 10 finishes at the conference championship, with Kastelic taking home All-BIG EAST honors.

Martin tutored Alberto Fernandez, who became the second Bearcat in program history to earn all-league honors at the 2009 BIG EAST Championship. Two Bearcats also have participated in the U.S. Amateur during Martin's UC tenure - Kastelic and Tepe (twice).

Martin has found success on all levels of golf, beginning with his days as a junior golfer in the mid-1980s. During that time, Martin was a two-time AJGA All-American and was ranked No. 1 in the nation in 1984. He moved on to more success on the amateur level, ascending to the No. 1 national ranking in 1989.

From there, Martin moved on to a successful collegiate career at the University of Oklahoma. While at OU, Martin won five individual titles and was a three-time All-American. Martin enjoyed a memorable moment in 1989 when he finished second in the NCAA Championship to current PGA star Phil Mickelson.

Following college, Martin played for eight years on the PGA Tour, and earned a pair of professional victories. In 1995, Martin lost a five-hole playoff to Vijah Singh at the Buick Classic.

Since retiring from the tour in 1999, Martin has been involved in golf instruction and course set-up. He is also manager and part-owner of The Golf Ranch in Burlington, Kentucky.

Martin joined the UC program as an assistant coach prior to the 2006-07 campaign and was promoted to head coach three seasons later.

Martin has two children, Cody (25) and Macy (22) and two step-children, Alex (19) and Samantha (17). He is married to Amy Martin.





## COACHING STAFF



# JONATHAN EHLEN

## ASSISTANT COACH | FIRST SEASON

A successful boys' golf head coach at Ryle High School in Kentucky, Jonathan Ehlen was named the assistant men's golf coach at the University of Cincinnati in May 2015.

Ehlen's duties include assisting with practices, recruiting, evaluating players, golf fitness programming, club fitting and helping with on-course education during tournaments.

Ehlen led Ryle High School to six appearances at the Kentucky High School Athletic Association golf state tournament during his tenure (2008-2014). He was named Northern Kentucky Schools' Coach of the Year on six occasions. His players won more than 35 tournaments under his tutelage with four players later earning Division I scholarships. He also served as head coach at Conner High School during the 2007-08 academic year.

Ehlen is a native of northern Kentucky where he attended Ryle High School and started playing on the varsity team as a seventh grader. He continued his playing career at Northern Kentucky University where he was a DII All-American and won five collegiate tournaments. He graduated from NKU in 2007 with a bachelor's degree in sports business and entrepreneurship.

No stranger to many aspects of the golf industry, Ehlen has worked as a golf instructor since 2007, as a product demo specialist for major golf equipment manufacturers since 2002 and as a golf facility manager since 2006. He is also a certified personal trainer.

**2015-16 ROSTER**

**2015-16 Cincinnati Men's Golf. (L-R):** Jared O'Kelley, Chad Howard, Blake Hamilton, Austin Squires, Emerson Newsome, Davis Baxter, Scot Sapp, Paul Huber, Brennen Walsh, Christian Vining, Hays Moreland.

**2015-16 ROSTER**

Name	Class	Exp.	Hometown/High School/Last School
Davis Baxter	Sophomore	1L	Nolensville, Tenn./Ravenwood High School
Blake Hamilton	Redshirt Junior	2L	Union, Ky./Ryle High School
Chad Howard	Junior	2L	Dublin, Ohio/Jerome High School
Paul Huber	Freshman	HS	Edgewood, Ky./Covington Catholic High School
Hays Moreland	Freshman	HS	Memphis, Tenn./Memphis University School
Emerson Newsome	Senior	3L	Dacula, Ga./Mill Creek High School
Jared O'Kelley	Junior	2L	Canton, Ga./Creekview High School
Scot Sapp	Sophomore	1L	Pickerington, Ohio/Pickerton High School North
Austin Squires	Freshman	HS	Union, Ky./Ryle High School
Brennen Walsh	Junior	2L	Cincinnati, Ohio/Elder High School
Christian Vining	Sophomore	1L	Louisville, Ky./St. Xavier High School

**Coaching Staff**

Head Coach: Doug Martin (10th year)

Assistant Coach: Jonathan Ehlen (first year)



## SEASON OUTLOOK

## BEARCATS FEATURE DEEP SQUAD FOR 2015-16



*The 2015-16 Cincinnati Bearcats feature one of the deepest squads of the Doug Martin coaching era and should be led by the play of junior Jared O'Kelley (left), senior Emerson Newsome and junior Brennen Walsh.*

**Maybe more so than any other year of the Doug Martin coaching era, the 2015-16 Cincinnati men's golf team features a deep squad that will challenge each other to raise the program to new heights.**

"Going into any season you start with high expectations," 10th-year UC head coach Doug Martin said. "Most importantly for this season, however, is the fact that for the first time since I have been here we had a highly contested preseason qualifying tournament. That means we are starting to create some depth and that just helps everyone get better."

#### // WHO'S RETURNING

Junior **Jared O'Kelley** ranks as the Bearcats' top returner, featuring a team-best 75.24 stroke average during the 2014-15 campaign. He played in 11 of 12 tournaments last season, posting four top-30 finishes. O'Kelley's best event came at the American Championship where he tied for eighth place with a 3-under 71-70-72=213. On the year, O'Kelley carded par or better scores during nine rounds of play.

Cincinnati's most experience golfer is senior **Emerson Newsome**, who has represented the Bearcats in 29 tournaments since joining the program prior to the 2012-13 season. Like O'Kelley, Newsome saved his best performance last season for the conference tournament, posting a 3-over 71-75-73=219 to tie for 22nd place. Newsome owns a team-best four top-10 finishes during his career, including a win at the 2013 Old Waverly Collegiate Championship.

Junior **Brennen Walsh** played in a career-high four tournaments as a sophomore a year ago. His top result came at the rain-shortened Bearcat Invitational where he carded a 4-over 73-75=148 to tie for 19th place at Traditions Golf Club. He later tied for 35th at the Hoosier Invitational with a 7-over 73-75-72=220 during the spring season. He completed the year with a 74.55 stroke average, playing in four events.

Sophomore **Davis Baxter** looks for a repeat of his strong performances from the fall season a year ago. As a freshman, he jumped out to a noteworthy start, posting three top-10 finishes in his first four collegiate tournaments. His top showings came at the Marshall Invitational (tying for third at 2-under 72-69-70=211) and the Bearcat Invitational (2-under 68-74=142).

The Bearcats also get a boost of added depth from junior **Blake Hamilton**, who returns after sitting out last year as a redshirt. Hamilton played in nine of 10 events as a freshman and a total of five tournaments during his sophomore year. His best career finish came at the 2013 Bearcat Invitational where he tied for 13th place at 74-76-70=220.

Other returning Bearcats include junior **Chad Howard** and sophomores **Scot Sapp** and **Christian Vining**.

#### // THE NEWCOMERS

A trio of freshmen join the program this season in **Paul Huber**, **Hays Moreland** and **Austin Squires**. Huber posted top 10 finishes at the Kentucky state tournament as a junior and senior at Covington Catholic High School. Moreland helped Memphis University School to back-to-back state titles in 2013 and 2014. Squires won stroke play medalist honors at the 2015 Greater Cincinnati Metropolitan Amateur and tied for third at the 2014 AJGA's Scott Stallings Championship in Oak Ridge, Tennessee. He also helped Ryle High School to three top-10 finishes at the Kentucky state tournament.



## RETURNING PLAYER PROFILES



## DAVIS BAXTER

SOPHOMORE | NOLENSVILLE, TENN. | RAVENWOOD HIGH SCHOOL

**2014-15 Season (Freshman):** Played in eight tournaments, posting a 75.43 stroke average in 23 rounds ... registered a season-best finish, tying for third place at the Marshall Invitational at 2-under par 72-69-70=211 ... recorded a fourth-place finish at the rain-shortened Bearcat Invitational at 2-under 68-74=142 ... tied for ninth at 2-over 73-72-73=218 at the Memphis Intercollegiate ... carded four rounds below par ... recorded a single-round season-best 4-under 68 in the first round of the Bearcat Invitational ... named to the Dean's List and Bearcats Academic Honor Roll during both the fall and spring semesters.

helped lead his team to the state tournament as a junior ... maintained a 4.0 GPA all four years ... named a scholar athlete and selected to the honor roll all four years ... Traveled on three mission trips to Haiti and one to Peru ... finished second in the 2013 Bubba Conlee junior golf tournament.

**Personal:** Born Dec. 30, 1995 in Nolensville, Tennessee ... son of Chris and Mac Baxter ... has one brother, Brent and two sisters, Maggie and Emmy ... right-handed.

## YEAR-BY-YEAR RESULTS

## 2014-15 (FRESHMAN SEASON) 75.43

Date	Tournament	Finish	Score
9/8-9/9	Marshall Invitational	T-3rd	72-69-70=211
9/15-9/16	Memphis Intercollegiate	T-9th	73-72-73=218
9/29-9/30	Cardinal Intercollegiate	T-19th	74-70-77=221
10/6-10/7	Bearcat Invitational	4th	68-74=142
10/20-10/21	Pinetree Intercollegiate	T-45th	78-76-82=236
10/26-10/28	Intercollegiate Grove	T-39th	77-73-80=230
3/9-3/10	General Hacker	T-71st	76-79-80=235
3/13-3/15	Seminole Intercollegiate	T-88th	78-78-83=239
4/6-4/7	Old Waverly Collegiate		DNP
4/11-4/12	Hoosier Invitational		DNP
4/18-4/19	Boilermaker Invitational		DNP
4/26-4/28	American Championship		DNP

## CAREER TOTALS 75.43

Year	Rounds	Strokes	Avg.	Low Round
2014-15	23	1,735	75.43	68
<b>Totals</b>	<b>23</b>	<b>1,735</b>	<b>75.43</b>	<b>68</b>

**Prior to Cincinnati:** Four-year letterman at Ravenwood High School ... advanced to the Tennessee state tournament three times (sophomore through senior seasons), finishing as high as 30th during his junior campaign ... finished second during regional play as a senior ... won district title as a sophomore while finishing second during his junior season ...





## RETURNING PLAYER PROFILES



## BLAKE HAMILTON

REDSHIRT JUNIOR | UNION, KY. | RYLE HIGH SCHOOL

**2014-15 Season (Redshirt):** Did not participate in any tournaments during the fall or spring seasons ... named to the Bearcats Academic Honor Roll for the spring semester.

**2013-14 Season (Sophomore):** Participated in five tournaments, recording a 75.14 stroke average in 14 rounds ... registered a career-best finish, tying for 13th place at the Bearcat Invitational at 74-76-70=220 ... tied for 24th place at the Marshall Invitational after carding a career-low 54-hole score of 73-70-75=218 ... posted a single-round season-best 70 in the second round of the Marshall Invitational and the third round of the Bearcat Invitational.

**2012-13 Season (Freshman):** Played in nine tournaments, posting a 76.84 stroke average in 25 rounds ... finished first or second on the team in four tournaments, including a season-best tie for 19th place at the Memphis Intercollegiate with a

80-74-74=228 ... tied for 28th place at the Bearcat Invitational with a 76-73-76=225 ... posted a single-round season-best 4-under par 68 in the first round of the Old Waverly Collegiate Championship.

**Prior to Cincinnati:** Named all-state and finished as regional champion as a junior, helping Ryle High School to an eighth-place finish at the 2010 state championship ... named all-region player of the year and finished third in individual standings at the 2011 state championship as a senior ... helped guide the Raiders to a fifth-place team finish at the 2011 state championship ... coached by Jonathan Ehlen.

**Personal:** Born Oct. 23, 1993 in Union, Kentucky ... son of Russell and Donna Hamilton ... has one sister, Brittany ... right-handed.

## YEAR-BY-YEAR RESULTS

## 2013-14 (SOPHOMORE SEASON)

75.14

Date	Tournament	Finish	Score
9/9-9/10	Marshall Invitational	T-24th	73-70-75=218
9/23-9/24	Cardinal Intercollegiate	T-63rd	79-78-76=233
9/30-10/1	Cleveland State Invitational		DNP
10/7-10/8	Bearcat Invitational	T-13th	74-76-70=220
10/12-10/13	Temple Intercollegiate	T-55th	72-80=152
2/17-2/18	Rice Intercollegiate	T-36th	80-75-74=229
3/2-3/4	USF Invitational		DNP
3/16-3/17	Talis Park Challenge		DNP
3/31-4/1	Memphis Intercollegiate		DNP
4/7-4/8	Old Waverly Collegiate		DNP
4/12-4/13	Bluegrass Invitational		DNP
4/27-4/29	American Championship		DNP

## 2012-13 (FRESHMAN SEASON)

76.84

Date	Tournament	Finish	Score
9/1-9/2	Turning Stone Intercollegiate	T-52nd	77-77-83=237
9/10-9/11	Marshall Invitational	T-56th	74-72-77=223
9/24-9/25	Cardinal Intercollegiate	T-66th	78-77-77=232
10/8-10/9	Bearcat Invitational	T-28th	76-73-76=225
10/15-10/17	Cabo Intercollegiate	T-47th	80=80
3/3-3/5	USF Invitational	T-88th	79-78-88=245
3/15-3/17	Seminole Intercollegiate	T-44th	75-73-77=225
3/25-3/26	Memphis Intercollegiate	T-19th	80-74-74=228
4/8-4/9	Old Waverly Collegiate	T-34th	68-85-73=226
4/28-4/30	BIG EAST Championship		DNP

## CAREER TOTALS

76.23

Year	Rounds	Strokes	Avg.	Low Round
2012-13	25	1921	76.84	68
2013-14	14	1052	75.14	70
<b>Totals</b>	<b>39</b>	<b>2973</b>	<b>76.23</b>	<b>68</b>





## RETURNING PLAYER PROFILES



## CHAD HOWARD

JUNIOR | DUBLIN, OHIO | JEROME HIGH SCHOOL

**2014-15 Season (Sophomore):** Played in one tournament with an 80.0 stroke average in two rounds ... took part in the rain-shortened Bearcat Invitational, tying for 70th place at 82-78=160 ... named to the Bearcats Academic Honor Roll during both the fall and spring semesters ... selected to the Dean's List during the fall semester.

**Prior to Cincinnati:** Helped lead Jerome High School to the Ohio Division I state championship title in 2011 and 2012 while being named a first team all-conference selection both seasons ... named second team all-state as a senior ... earned second team all-conference accolades in 2010.

**2013-14 (Freshman):** Named to the Dean's List and Bearcats Academic Honor Roll ... played in one tournament during the year, tying for 57th place at the Bearcat Invitational with a 76-79-76=231.

**Personal:** Born May 30, 1995 in Dublin, Ohio ... son of Sara and Steve Howard ... has one sister, Maria, and one brother, Jared ... right-handed.

## YEAR-BY-YEAR RESULTS

## 2014-15 (SOPHOMORE SEASON)

80.00

Date	Tournament	Finish	Score
9/8-9/9	Marshall Invitational		DNP
9/15-9/16	Memphis Intercollegiate		DNP
9/29-9/30	Cardinal Intercollegiate		DNP
10/6-10/7	Bearcat Invitational	T-70th	82-78=160
10/20-10/21	Pinetree Intercollegiate		DNP
10/26-10/28	Intercollegiate Grove		DNP
3/9-3/10	General Hacker		DNP
3/13-3/15	Seminole Intercollegiate		DNP
4/6-4/7	Old Waverly Collegiate		DNP
4/11-4/12	Hoosier Invitational		DNP
4/18-4/19	Boilermaker Invitational		DNP
4/26-4/28	American Championship		DNP

## 2013-14 (FRESHMAN SEASON)

77.00

Date	Tournament	Finish	Score
9/9-9/10	Marshall Invitational		DNP
9/23-9/24	Cardinal Intercollegiate		DNP
9/30-10/1	Cleveland State Invitational		DNP
10/7-10/8	Bearcat Invitational	T-57th	76-79-76=231
10/12-10/13	Temple Intercollegiate		DNP
2/17-2/18	Rice Intercollegiate		DNP
3/2-3/4	USF Invitational		DNP
3/16-3/17	Talis Park Challenge		DNP
3/31-4/1	Memphis Intercollegiate		DNP
4/7-4/8	Old Waverly Collegiate		DNP
4/12-4/13	Bluegrass Invitational		DNP
4/27-4/29	American Championship		DNP

## CAREER TOTALS

77.00

Year	Rounds	Strokes	Avg.	Low Round
2013-14	3	231	77.00	76
2014-15	2	160	80.00	78
<b>Totals</b>	<b>5</b>	<b>391</b>	<b>78.20</b>	<b>76</b>





## RETURNING PLAYER PROFILES



## EMERSON NEWSOME

SENIOR | DACULA, GA. | MILL CREEK HIGH SCHOOL

## YEAR-BY-YEAR RESULTS

## 2014-15 (JUNIOR SEASON) 75.29

Date	Tournament	Finish	Score
9/8-9/9	Marshall Invitational		DNP
9/15-9/16	Memphis Intercollegiate		DNP
9/29-9/30	Cardinal Intercollegiate	38th	76-76-74=226
10/6-10/7	Bearcat Invitational	T-38th	78-74=152
10/20-10/21	Pinetree Intercollegiate	T-45th	76-79-81=236
10/26-10/28	Intercollegiate Grove		DNP
3/9-3/10	General Hacker	T-71st	DNP
3/13-3/15	Seminole Intercollegiate	T-88th	DNP
4/6-4/7	Old Waverly Collegiate		DNP
4/11-4/12	Hoosier Invitational		DNP
4/18-4/19	Boilermaker Invitational	T-29th	72-74-75=221
4/26-4/28	American Championship	T-22nd	71-75-73=219

## 2013-14 (SOPHOMORE SEASON) 74.46

Date	Tournament	Finish	Score
9/9-9/10	Marshall Invitational	T-69th	77-78-73=228
9/23-9/24	Cardinal Intercollegiate	T-8th	67-72-77=216
9/30-10/1	Cleveland State Invitational	T-7th	74-69-70=213
10/7-10/8	Bearcat Invitational	T-24th	75-76-71=222
10/12-10/13	Temple Intercollegiate	T-6th	73-70=143
2/17-2/18	Rice Intercollegiate	T-29th	73-75-79=227
3/2-3/4	USF Invitational	T-61st	74-71-75=220
3/16-3/17	Talis Park Challenge	T-54th	79-83-78=240
3/31-4/1	Memphis Intercollegiate	T-44th	80-75-77=232
4/7-4/8	Old Waverly Collegiate	T-17th	73-74-70=217
4/12-4/13	Bluegrass Invitational	T-12th	69-71-78=218
4/27-4/29	American Championship	T-39th	78-75-77=230

## 2012-13 (FRESHMAN SEASON) 75.18

Date	Tournament	Finish	Score
9/1-9/2	Turning Stone Intercollegiate	T-37th	77-79-73=229
9/10-9/11	Marshall Invitational	T-31st	76-70-72=218
9/24-9/25	Cardinal Intercollegiate	77th	85-73-78=236
10/8-10/9	Bearcat Invitational	17th	72-70-78=220
10/15-10/17	Cabo Intercollegiate	53rd	83=83
3/3-3/5	USF Invitational	T-47th	80-74-73=227
3/15-3/17	Seminole Intercollegiate	T-55th	78-76-76=230
3/25-3/26	Memphis Intercollegiate	T-76th	82-82-81=245
4/8-4/9	Old Waverly Collegiate	1st	67-71-72=210
4/28-4/30	BIG EAST Championship	T-11th	75-72-71=218

## CAREER TOTALS 74.87

Year	Rounds	Strokes	Avg.	Low Round
2012-13	28	2,105	75.18	67
2013-14	35	2,606	74.46	67
2014-15	14	1,054	75.29	71
<b>Totals</b>	<b>77</b>	<b>5,765</b>	<b>74.87</b>	<b>67</b>

**2014-15 Season (Junior):** Played in five tournaments with a 75.29 stroke average in 14 rounds ... registered a pair of top-30 finishes ... recorded his best tournament score of the year, tying for 22nd place at 3-over par 71-75-73=219 at the American Championship ... posted a 5-over 72-74-75=221 to tie for 29th place at the Boilermaker Invitational ... named to the Dean's List and the Bearcats Academic Honor Roll during the fall and spring semesters.

**2013-14 (Sophomore):** Named to the Dean's List and Bearcats Academic Honor Roll ... played in all 12 tournaments, recording a 74.46 stroke average in 35 rounds ... registered seven top-30 finishes, including three top-10 results ... ranked third on the team with 98 birdies on the season ... posted his best finish of the year at the 36-hole Temple Intercollegiate, tying for sixth at 1-over par 73-70=143 ... tied for seventh place at the Cleveland State Invitational at 3-under 74-69-70=213 ... tied for eighth at the Cardinal Intercollegiate at even par 67-72-77=216 ... earned his best finish of the spring season at the Bluegrass Invitational, tying for 12th place at 2-over 69-71-78=218 ... registered a single-round season-best 5-under par 67 in the first round of the Cardinal Intercollegiate.

**Summer 2013:** Tied for second place at the Chattanooga Choo Choo Invitational after posting a 212 - five strokes behind the winner - at the Council Fire Golf Club in Chattanooga, Tennessee, in July ... qualified for the Dogwood Invitational at Druid

Hills Golf Club in Atlanta, Ga., in June ... qualified for the Southeastern Amateur at the Country Club of Columbus in Columbus, Ga., in June.

**2012-13 Season (Freshman):** Named to 2013 BIG EAST Conference All-Academic team ... played in all 10 tournaments, posting a team-best 75.18 stroke average in 28 rounds ... registered three top-20 finishes, including medalist honors at the Old Waverly Collegiate Championship where he carded a season-best 6-under par 67-71-72=210 ... carded a season-best 5-under par 67 in the first round of the Old Waverly Collegiate Championship ... tied for 11th place at the BIG EAST Championship with a 75-72-71=218 ... finished a team-best 17th overall at the Bearcat Invitational with a 72-70-78=220 ... finished first among UC players in five tournaments.

**Prior to Cincinnati:** Four-year letterwinner at Mill Creek High School ... named all-state, All-Gwinnett County and Gwinnett County Super Six in 2012 ... helped led the Hawks to a regional championship and fourth-place finish at the state championship in 2011 ... directed the Hawks to the regional championship and sixth-place finish at the state championship in 2012 ... four-time academic letterman.

**Personal:** Born on March 31, 1994 in Clinton, Iowa ... son of Michele and Jon Newsome ... has one brother, Jordan and one sister, Sylvia ... right-handed.





## RETURNING PLAYER PROFILES



## JARED O'KELLEY

JUNIOR | CANTON, GA. | CREEKVIEW HIGH SCHOOL

## YEAR-BY-YEAR RESULTS

## 2014-15 (SOPHOMORE SEASON)

74.84

Date	Tournament	Finish	Score
9/8-9/9	Marshall Invitational	T-29th	75-72-71=218
9/15-9/16	Memphis Intercollegiate	72nd	73-79-88=240
9/29-9/30	Cardinal Intercollegiate	T-44th	78-73-77=228
10/6-10/7	Bearcat Invitational	T-27th	78-72=150
10/20-10/21	Pinetree Intercollegiate		DNP
10/26-10/28	Intercollegiate Grove	T-64th	77-82-80=239
3/9-3/10	General Hacker	T-37th	76-70-78=224
3/13-3/15	Seminole Intercollegiate	T-44th	72-72-75=219
4/6-4/7	Old Waverly Collegiate	T-62nd	71-77-79=227
4/11-4/12	Hoosier Invitational	T-11th	72-72-70=214
4/18-4/19	Boilermaker Invitational	T-36th	71-76-76=223
4/26-4/28	American Championship	T-8th	71-70-72=213

## 2013-14 (FRESHMAN SEASON)

73.97

Date	Tournament	Finish	Score
9/9-9/10	Marshall Invitational		DNP
9/23-9/24	Cardinal Intercollegiate	T-52nd	75-78-77=230
9/30-10/1	Cleveland State Invitational	14th	74-67-74=215
10/7-10/8	Bearcat Invitational	12th	72-74-72=218
10/12-10/13	Temple Intercollegiate	T-24th	76-71=147
2/17-2/18	Rice Intercollegiate	T-22nd	79-72-73=224
3/2-3/4	USF Invitational	T-22nd	75-69-69=213
3/16-3/17	Talis Park Challenge	T-33rd	80-75-77=232
3/31-4/1	Memphis Intercollegiate	T-32nd	72-78-78=228
4/7-4/8	Old Waverly Collegiate	T-41st	74-74-74=222
4/12-4/13	Bluegrass Invitational	T-10th	71-78-67=216
4/27-4/29	American Championship	T-19th	74-75-73=222

## CAREER TOTALS

74.87

Year	Rounds	Strokes	Avg.	Low Round
2013-14	32	2,367	73.97	67
2014-15	32	2,395	74.84	70
<b>Totals</b>	<b>64</b>	<b>4,762</b>	<b>74.41</b>	<b>67</b>

**2014-15 Season (Sophomore):** Played in 11 tournaments with a 74.84 stroke average during 32 rounds ... registered four top-30 finishes ... carded nine par or better rounds on the year ... led all Bearcats, tying for eighth place with a 3-under par 71-70-72=213 at the American Championship ... tied for 11th place at the Hoosier Invitational with a 1-over 72-72-70=214 ... finished tied for 27th place in the rain-shortened Bearcat Invitational with a 78-72=150 ... tied for 29th place at 75-72-71=218 at the Marshall Invitational ... named to the Dean's List and Bearcats Academic Honor Roll during the fall and spring semesters.

**Summer 2014:** Coupled with UC teammate John Michael O'Toole to win the three-round Collegiate Team Division crown at the Spirit of America Golf Classic with a combined 14-under 139-150-138=412.

**2013-14 (Freshman):** Named to Bearcats Academic Honor Roll ... took part in 11 of UC's 12 tournaments, posting a 73.97 stroke average in 32 rounds ... registered seven top-20 finishes, including a season-

best tie for 10th place at the Bluegrass Invitational following a 71-78-67=216 ... carded a final round 5-under par 67 at the Bluegrass Invitational for his best single-round score of the year ... led all Bearcats at the American Athletic Conference Championship, tying for 19th place at 74-75-73=222 ... took 12th place at the Bearcat Invitational at 2-over 72-74-72=218 ... finished first among the Bearcats at the USF Invitational, tying for 22nd place at 3-under 75-69-69=213.

**Prior to Cincinnati:** Helped lead Creekview High School to an eighth-place finish at the 2013 Georgia 7-A state championship ... finished with medalist honors and led team to both the county and regional championship events as a senior ... went undefeated in match play competition as a senior ... played at the No. 1 position and lettered in golf all four years in high school.

**Personal:** Born Oct. 11, 1994 in Atlanta, Georgia... son of Laura and Tom O'Kelley ... has one brother, Adam ... right-handed.





## RETURNING PLAYER PROFILES



## SCOT SAPP

SOPHOMORE | PICKERINGTON, OHIO | PICKERINGTON HIGH SCHOOL NORTH

**2014-15 Season (Freshman):** Played in three tournaments, posting a 78.25 stroke average in eight rounds ... tied for 38th place in the rain-shortened Bearcat Invitational with an 8-over par 77-75=152 ... named to the Dean's List and the Bearcat Academic Honor Roll during the fall and spring semesters.

**Prior to Cincinnati:** Named first team all-state as a senior while leading Pickerington High School North to district and conference titles and runner-up finishes in the regional and state tournaments ... helped guide the Panthers to four conference championships and two district championships during his high school career ... named a four-time

first team all-conference selection ... honored as conference player of the year as a freshman and sophomore ... tabbed to academic honor roll all four years.

**Personal:** Born Aug. 30, 1995 in Pickerington, Ohio ... son of Linda and Brian Sapp ... has two sisters, Stephanie and Stacie ... right-handed.

## YEAR-BY-YEAR RESULTS

2014-15 (FRESHMAN SEASON)			78.25
Date	Tournament	Finish	Score
9/8-9/9	Marshall Invitational		DNP
9/15-9/16	Memphis Intercollegiate	T-54th	75-76-78=229
9/29-9/30	Cardinal Intercollegiate		DNP
10/6-10/7	Bearcat Invitational	T-38th	77-75=152
10/20-10/21	Pinetree Intercollegiate	61st	85-84-76=245
10/26-10/28	Intercollegiate Grove		DNP
3/9-3/10	General Hacker		DNP
3/13-3/15	Seminole Intercollegiate		DNP
4/6-4/7	Old Waverly Collegiate		DNP
4/11-4/12	Hoosier Invitational		DNP
4/18-4/19	Boilermaker Invitational		DNP
4/26-4/28	American Championship		DNP

CAREER TOTALS				78.25
Year	Rounds	Strokes	Avg.	Low Round
2014-15	8	626	78.25	75
<b>Totals</b>	<b>8</b>	<b>626</b>	<b>78.25</b>	<b>75</b>





## RETURNING PLAYER PROFILES



## CHRISTIAN VINING

SOPHOMORE | LOUISVILLE, KY. | ST. XAVIER HIGH SCHOOL

**2014-15 Season (Freshman):** Played in one tournament with a 78.0 stroke average in two rounds ... tied for 62nd place in the rain-shortened Bearcat Invitational with a 12-over par 80-76=156 ... named to the Bearcats Academic Honor Roll for the 2015 spring semester.

**Personal:** Born Feb. 9, 1996 in Louisville, Kentucky ... son of Carrie Kaelin and Jim Vining ... has one brother, Jesse, and two sisters, Leah and Katie Kaelin ... right-handed.

**Prior to Cincinnati:** Recorded a 75.5 stroke average during his senior season at St. Xavier High School in Louisville, Kentucky ... led the Tigers to two regional titles and a second-place finish in the state tournament ... won medalist honors at the All-Senior Tournament, the KJGF Kia Classic and the Charger Open.

## YEAR-BY-YEAR RESULTS

2014-15 (FRESHMAN SEASON)			78.00
Date	Tournament	Finish	Score
9/8-9/9	Marshall Invitational		DNP
9/15-9/16	Memphis Intercollegiate		DNP
9/29-9/30	Cardinal Intercollegiate		DNP
10/6-10/7	Bearcat Invitational	T-62nd	80-76=156
10/20-10/21	Pinetree Intercollegiate		DNP
10/26-10/28	Intercollegiate Grove		DNP
3/9-3/10	General Hacker		DNP
3/13-3/15	Seminole Intercollegiate		DNP
4/6-4/7	Old Waverly Collegiate		DNP
4/11-4/12	Hoosier Invitational		DNP
4/18-4/19	Boilermaker Invitational		DNP
4/26-4/28	American Championship		DNP

CAREER TOTALS				78.00
Year	Rounds	Strokes	Avg.	Low Round
2014-15	2	156	78.00	76
<b>Totals</b>	<b>2</b>	<b>156</b>	<b>78.00</b>	<b>76</b>





## RETURNING PLAYER PROFILES



## BRENNEN WALSH

JUNIOR | CINCINNATI, OHIO | ELDER HIGH SCHOOL

**2014-15 Season (Sophomore):** Played in four tournaments with a 74.55 stroke average in 11 rounds ... registered three top-40 finishes ... tied for 19th place at the rain-shortened Bearcat Invitational with a 4-over par 73-75=148 ... tied for 35th place at the Hoosier Invitational was a 7-over 73-75-72=220 ... named to the Dean's List and the Bearcat Academic Honor Roll during the spring semester.

**2013-14 (Freshman):** Played in two tournaments during the year, recording a 75.50 stroke average during six rounds of action ... tied for 24th place at the Marshall Invitational with a 76-73-69=218 ... carded a single-round season-best 2-under par 69 in the final round of the Marshall Invitational ... tied for 70th place at the Bearcat Invitational at 78-80-77=235.

**Prior to Cincinnati:** Guided Elder High School to three sectional runner-up finishes and helped the Panthers qualify for the 2011 state tournament after a third-place district finish ... earned first team all-conference honors and won the conference tournament as a senior while averaging a 37.9 stroke average per nine holes - third-best in school history ... received all-city accolades his sophomore through senior seasons ... named all-conference all four years ... became the first sophomore in school history to qualify for the state tournament ... participated in the 2012 Ohio Amateur after winning a qualifier event.

**Personal:** Born Aug. 4, 1994 in Cincinnati, Ohio ... son of Peggy and Tom Walsh ... has one sister, Emily ... right-handed.

## YEAR-BY-YEAR RESULTS

## 2014-15 (SOPHOMORE SEASON) 74.55

Date	Tournament	Finish	Score
9/8-9/9	Marshall Invitational	T-39th	76-72-72=220
9/15-9/16	Memphis Intercollegiate		DNP
9/29-9/30	Cardinal Intercollegiate		DNP
10/6-10/7	Bearcat Invitational	T-19th	73-75=148
10/20-10/21	Pinetree Intercollegiate		DNP
10/26-10/28	Intercollegiate Grove		DNP
3/9-3/10	General Hacker		DNP
3/13-3/15	Seminole Intercollegiate		DNP
4/6-4/7	Old Waverly Collegiate	T-77th	78-76-78=232
4/11-4/12	Hoosier Invitational	T-35th	73-75-72=220
4/18-4/19	Boilermaker Invitational		DNP
4/26-4/28	American Championship		DNP

## 2013-14 (FRESHMAN SEASON) 75.50

Date	Tournament	Finish	Score
9/9-9/10	Marshall Invitational	T-24th	76-73-69=218
9/23-9/24	Cardinal Intercollegiate		DNP
9/30-10/1	Cleveland State Invitational		DNP
10/7-10/8	Bearcat Invitational	T-70th	78-80-77=235
10/12-10/13	Temple Intercollegiate		DNP
2/17-2/18	Rice Intercollegiate		DNP
3/2-3/4	USF Invitational		DNP
3/16-3/17	Talis Park Challenge		DNP
3/31-4/1	Memphis Intercollegiate		DNP
4/7-4/8	Old Waverly Collegiate		DNP
4/12-4/13	Bluegrass Invitational		DNP
4/27-4/29	American Championship		DNP

## CAREER TOTALS 74.87

Year	Rounds	Strokes	Avg.	Low Round
2014-15	11	820	74.55	72
<b>Totals</b>	<b>17</b>	<b>1,273</b>	<b>74.88</b>	<b>69</b>





## NEWCOMER PROFILES



## PAUL HUBER

FRESHMAN | EDGEWOOD, KY. | COVINGTON CATHOLIC HIGH SCHOOL

**Prior to Cincinnati:** Finished among the top-10 players at the Kentucky High School Athletic Association State Championship during both his junior and senior seasons, finishing ninth in 2013 and tying for eighth place in 2014 ... helped lead Covington Catholic High School to a third-place finish at the 2013 KHSAA State Championship ... coached by Robb Schneeman at Covington Catholic High School ... earned medalist honors at the 2014 Northern Kentucky Amateur and took second place at the event in 2015 ... took second place at the 2015

Cincinnati Junior Open ... tied for third at the 2015 Major Championship at Owensboro ... finished sixth at the 2015 College Prep Series at the University of Kentucky.

**Personal:** Born Aug. 19, 1997 in St. Bernard, Ohio ... son of Emily and John Huber ... has three brothers: Will, Joe and Drew ... right-handed.



## HAYS MORELAND

FRESHMAN | MEMPHIS, TENN. | MEMPHIS UNIVERSITY SCHOOL

**Prior to Cincinnati:** Helped lead Memphis University School to three Division II-AA Regional Championships (2012-2014) and back-to-back Division II-AA State Championships (2013-2014) ... won the Division II-AA Regional Championship and Division II-AA State Championship as an individual during his junior season of 2013 ... finished fifth in the Division II-AA State Championship as a senior in 2014 ... coach by Cliff Frisby at Memphis University School ... finished 11th in the 2014 Tennessee Junior State Amateur ... took 11th place at the 2014 AJGA

Huntsville Junior Championship ... tied for 28th place at the 2013 Future Masters.

**Personal:** Born April 18, 1996 in Memphis, Tenn. ... son of Cindy and Chip Moreland ... has a sister, Meredith ... left-handed.



## AUSTIN SQUIRES

FRESHMAN | UNION, KY. | RYLE HIGH SCHOOL

**Prior to Cincinnati:** Claimed stroke play medalist honors at the 2015 Greater Cincinnati Metropolitan Amateur ... tied for third at the 2014 American Junior Golf Association sponsored Under Armour/Scott Stallings Championship in Oak Ridge, Tennessee ... became the youngest player to win the Northern Kentucky Men's Amateur at the age of 16 in 2013 ... helped lead Ryle High School to three top-10 team finishes at the Kentucky High School Athletic Association State Championship (tied for fourth in 2012 and 2013 and seventh in 2014) ... tied for 35th place as a junior at the 2013 KHSAA State Championship ... received the 2014 Forcht Bank

All-Around Excellence award from the KHSAA ... coached by Jonathan Ehlen at Ryle High School ... finished third in the Kentucky Cup as a junior ... won the Kentucky Cup and Collegiate Invitational and was named the Northern Kentucky Athletic Conference champion and Region 7 champion as a senior in 2014 ... won medalist honors three times at the Grant County Invitational.

**Personal:** Born May 1, 1997 in Erlanger, Ky. ... son of Rhonda and Drew Squires ... has one sister, Andrea ... right-handed.





## **2015-16 CINCINNATI MEN'S GOLF**

# **ALL-TIME RESULTS & RECORDS**

## 2014-15 YEAR IN REVIEW

## INDIVIDUAL RESULTS

Name	Rounds	Strokes	Avg.	Low Round	Low 3-Round	Low Finish
John Michael O'Toole	35	2,577	73.63	67	214	T-2nd at Hoosier Invitational
Jared Howard	35	2,594	74.11	67	216	T-5th at Bearcat Invitational
Brennen Walsh	11	820	74.55	72	220	T-19th at Bearcat Invitational
Jared O'Kelley	32	2,395	74.84	70	213	T-8th at American Championship
Emerson Newsome	14	1,054	75.29	71	219	T-22nd at American Championship
Davis Baxter	23	1,735	75.43	68	211	T-3rd at Marshall Invitational
Baxter Reeves	35	2,649	75.69	67	213	1st at Bearcat Invitational
Christian Vining	2	156	78.00	76	156	T-62nd at Bearcat Invitational
Scot Sapp	8	626	78.25	75	229	T-38th at Bearcat Invitational
Chad Howard	2	160	80.00	78	160	T-70th at Bearcat Invitational
Michael Wolf	2	178	89.00	87	178	80th at Bearcat Invitational
Blake Hamilton	DNP					

## TEAM RESULTS

## Marshall Invitational Sept. 8-9

<b>2nd</b>	<b>Cincinnati</b>	<b>293-277-286=856</b>
T-3rd	Davis Baxter	72-69-70=211
T-10th	Baxter Reeves	71-71-71=213
T-29th	Jared O'Kelley	75-72-71=218
T-32nd	Jared Howard	75-70-74=219
T-32nd	John Michael O'Toole	78-67-74=219

## Memphis Intercollegiate Sept. 15-16

<b>5th</b>	<b>Cincinnati</b>	<b>296-298-301=895</b>
9th	Davis Baxter	73-72-73=218
24th	John Michael O'Toole	74-76-72=222
51st	Jared Howard	76-75-77=228
63rd	Baxter Reeves	79-75-79=233
72nd	Jared O'Kelley	73-79-88=240
T-54th	Scot Sapp*	75-76-78=229

## Cardinal Intercollegiate Sept. 29-30

<b>3rd</b>	<b>Cincinnati</b>	<b>298-289-290=877</b>
T-7th	Jared Howard	75-74-67=216
T-19th	Davis Baxter	74-70-77=221
T-19th	Baxter Reeves	74-72-75=221
T-22nd	John Michael O'Toole	75-73-74=222
38th	Emerson Newsome	76-76-74=226

## Bearcat Invitational Oct. 6-7

<b>1st</b>	<b>Cincinnati</b>	<b>289-283=572</b>
1st	Baxter Reeves	73-67=140
4th	Davis Baxter	68-74=142
T-5th	Jared Howard	71-72=143
T-13th	John Michael O'Toole	77-70=147
T-19th	Brennen Walsh*	73-75=148
T-27th	Jared O'Kelley*	78-72=150
T-38th	Emerson Newsome*	78-74=152
T-38th	Scot Sapp*	77-75=152
T-62nd	Christian Vining*	80-76=156
T-70th	Chad Howard*	82-78=160
T-70th	Michael Wolf*	91-87=178

## Pinetree Intercollegiate Oct. 20-21

<b>9th</b>	<b>Cincinnati</b>	<b>295-301-311=907</b>
T-7th	John Michael O'Toole	69-73-75=217
T-23rd	Jared Howard	76-73-78=227
T-30th	Baxter Reeves	74-79-77=230
T-45th	Davis Baxter	78-76-82=236
T-45th	Emerson Newsome	76-79-81=236

## Intercollegiate at the Grove Oct. 26-28

<b>10th</b>	<b>Cincinnati</b>	<b>298-306-308=912</b>
T-26th	Jared Howard	74-75-76=225
T-31st	John Michael O'Toole	72-78-77=227
T-39th	Baxter Reeves	75-80-75=230
T-39th	Davis Baxter	77-73-80=230
T-64th	Jared O'Kelley	77-82-80=239

## General Hacker March 2-4

<b>14th</b>	<b>Cincinnati</b>	<b>298-296-313=907</b>
T-32nd	Baxter Reeves	73-72-78=233
T-37th	Jared O'Kelley	76-70-78=224
T-69th	Jared Howard	73-84-77=234
T-69th	John Michael O'Toole	78-75-81=234
T-71st	Davis Baxter	76-79-80=235

## Seminole Intercollegiate March 13-15

<b>15th</b>	<b>Cincinnati</b>	<b>301-291-300=892</b>
T-44th	Jared O'Kelley	72-72-75=219
T-55th	Jared Howard	74-70-78=222
T-55th	John Michael O'Toole	78-71-73=222
80th	Baxter Reeves	77-80-74=231
T-88th	Davis Baxter	78-78-83=239

## Old Waverly Collegiate April 6-7

<b>T-11th</b>	<b>Cincinnati</b>	<b>290-299-307=896</b>
T-11th	Jared Howard	70-72-70=212
T-22nd	John Michael O'Toole	74-71-72=217
T-62nd	Baxter Reeves	74-74-79=227
T-62nd	Jared O'Kelley	71-77-79=227
T-77th	Brennen Walsh	78-76-78=232

## Hoosier Invitational April 11-12

<b>2nd</b>	<b>Cincinnati</b>	<b>287-288-286=861</b>
T-2nd	John Michael O'Toole	70-68-72=210
T-11th	Jared O'Kelley	72-72-70=214
T-22nd	Jared Howard	72-74-72=218
T-35th	Brennen Walsh	73-75-72=220
T-57th	Baxter Reeves	74-74-78=226

## Boilermaker Invitational April 18-19

<b>T-11th</b>	<b>Cincinnati</b>	<b>292-293-304=889</b>
T-19th	John Michael O'Toole	75-69-74=218
T-29th	Emerson Newsome	72-74-75=221
T-36th	Jared O'Kelley	71-76-76=223
T-51st	Jared Howard	75-74-79=228
T-78th	John Michael O'Toole	74-79-85=238

## American Championship April 27-29

<b>6th</b>	<b>Cincinnati</b>	<b>291-296-289=876</b>
T-8th	Jared O'Kelley	71-70-72=213
T-22nd	Emerson Newsome	71-75-73=219
T-28th	John Michael O'Toole	74-76-72=222
T-28th	Jared Howard	75-75-72=222
49th	Baxter Reeves	77-76-84=237

\* - Played in tournament as an individual.



**ALL-TIME RESULTS**
**2014-15**

Sept. 8-9	Marshall Invitational	2nd of 15	284-281-286=856
Sept. 15-16	Memphis Intercollegiate	10th of 13	296-298-301=895
Sept. 29-30	Cardinal Intercollegiate	3rd of 16	298-289-290=877
Oct. 6-7	Bearcat Invitational	1st of 14	289-283=572
Oct. 20-21	Pinetree Intercollegiate	9th of 11	295-301-311=907
Oct. 26-28	The Intercollegiate at the Grove	10th of 12	298-306-308=912
Mar. 9-10	General Hacker Championship	14th of 15	298-296-313=907
Mar. 13-15	Seminole Intercollegiate	15th of 17	301-291-300=892
Apr. 6-7	Old Waverly Collegiate Championship	11th of 15	289-293-299=881
Apr. 11-12	Hoosier Invitational	2nd of 17	287-288-286=861
Apr. 18-19	Boilermaker Invitational	11th of 15	292-293-304=889
Apr. 26-28	American Championship	6th of 10	291-296-289=876

**2013-14**

Sept. 9-10	Marshall Invitational	T-2nd of 15	279-287-292=858
Sept. 23-24	Cardinal Intercollegiate	5th of 15	290-293-290=873
Sept. 30-Oct. 1	Cleveland State Invitational	1st of 13	281-275-279=835
Oct. 7-8	Bearcat Invitational	3rd of 16	288-297-286=871
Oct. 12-13	Temple Intercollegiate	3rd of 17	292-288=580
Feb. 17-18	Rice Intercollegiate	3rd of 15	296-285-298=879
Mar. 2-4	USF Invitational	12th of 17	293-287-281=861
Mar. 16-17	Talis Park Challenge	8th of 14	305-310-306=921
Mar. 31-Apr. 1	Memphis Intercollegiate	T-4th of 15	290-299-307=896
Apr. 7-8	Old Waverly	2nd of 15	289-291-280=860
Apr. 12-13	Bluegrass Invitational	3rd of 13	284-287-295=866
Apr. 27-29	AAC Championship	6th of 10	292-306-289=887

**2012-13**

Sept. 1-2	Turning Stone	12th of 13	311-302-313=926
Sept. 10-11	Marshall Invitational	10th of 16	294-289-288=871
Sept. 24-25	Cardinal Intercollegiate	14th of 15	308-302-307=917
Oct. 8-9	Bearcat Invitational	9th of 13	296-297-310=903
Oct. 15-17	Cabo Intercollegiate	12th of 12	318=318
March 3-5	USF Invitational	13th of 17	306-297-316=919
March 15-17	Seminole Intercollegiate	10th of 11	306-296-306=908
March 25-26	Memphis Intercollegiate	14th of 16	321-316-308=945
Apr. 8-9	Old Waverly	5th of 14	284-308-296=888
Apr. 28-30	BIG EAST Championship	9th of 12	298-299-298=895

**2011-12**

Sept. 12-13	Marshall Invitational	14th of 15	298-288-291=877
Sept. 26-27	Cardinal Invitational	16th of 18	303-304=607
Oct. 2-3	Miromar Lake Collegiate	11th of 12	309-314-310=933
Oct. 10-11	Bearcats Invitational	T8th of 15	290-296-299=885
Oct. 27-29	Cabo Invitational	12th of 12	312-310-312=934
March 4-6	USF Invitational	17th of 17	312-310-330=952
March 9-11	Seminole Invitational	17th of 18	291-302-318=911
April 9-10	Missouri Intercollegiate	12th of 15	317-310-298=925
April 21-22	Earl Yestingsmeier Invitational	T-11th of 15	385-370-397=1,152*
April 29-May 1	BIG EAST Championship	12th of 12	313-305-309=927

**2010-11**

Sept. 21-22	Cardinal Intercollegiate	15th of 16	305-300-297=902
Sept. 27-28	Fighting Irish Classic	12th of 14	303-302-289=894
Oct. 4-5	Telich/Sunlife Financial	6th of 16	295-303=598
Oct. 11-12	UC Invitational	7th of 18	289-303-293=885
Oct. 18-19	Davidson College	T-4th of 16	298-295-293=886
Feb. 10-12	The Match Play		
Mar. 4-6	USF Invitational	T-17th of 21	300-301-298=899
Mar. 10-12	Seminole Intercollegiate	T-11th of 18	296-296-294=886
Apr. 4-5	Mizzou Invitational	T-8th of 16	311-314-308=933
Apr. 9-10	Bluegrass Invitational	T-13th of 16	313-294-305=912
Apr. 17-19	BIG EAST Championship	6th of 12	301-303-294=898

**2009-10**

Sept. 21-22	Earl Yestingsmeier	3rd of 15	289-281-291=861
Sept. 28-29	Telich/Sunlife Financial	2nd of 12	305-305=610
Oct. 5-6	Fighting Irish Gridiron Classic	10th of 15	302-296-296=894
Oct. 12-13	UC Invitational	3rd of 17	306-295-296=897
Oct. 30-Nov. 1	The Match Play	7th of 10	
Feb. 28-Mar. 2	The Grover Page Classic	7th of 14	300-309-312=921
March 5-7	USF Invitational	22nd of 23	300-301-309=910
March 12-14	Seminole Intercollegiate	14th of 14	316-310-299=927
March 26-28	Ball State Cardinal Collegiate	10th of 15	305-300-315=920
April 10-11	UK Bluegrass Invitational	20th of 24	305-290-305=900
April 28-20	BIG EAST Championships	8th of 12	303-289-298=890

**2008-09**

Sept. 22-23	Earl Yestingsmeier	7th of 13	293-289-293=875
Sept. 29-30	Cardinal Intercollegiate	12th of 15	295-299-303=897
Oct. 13-14	Xavier Invitational	16th of 20	306-291-292=889
Oct. 20-21	F&M Bank APSU	17th of 17	303-294-312=909
March 6-8	Ron Smith Invitational	23rd of 23	311-309-312=932
March 20-21	Linger Longer Invitational	12th of 13	315-308-319=942
March 28-29	Ball State Cardinal Collegiate	6th of 14	305-309=614
April 3-4	Marshall Invitational	11th of 16	302-295-297=894
April 11-12	Bluegrass Invitational	15th of 17	303-310-328=941
April 16	Crosstown Shootout vs. Xavier		Lost, 11 1/2 - 4 1/2
April 19-21	BIG EAST Championships	11th of 12	304-300-302=906

**2007-08**

Sept. 24-25	Cleveland State Invitational	1st of 11	292-301-292=885
Oct. 1-2	Xavier Invitational	16th of 20	288-296-299=883
Oct. 7-8	D.A. Weibring Intercollegiate	7th of 12	295-288-301=884
Oct. 22-23	F&M Bank Intercollegiate	Cancelled	
Oct. 29-30	BIG EAST/MAC Challenge	T5th of 11	302-291-307=900
Feb. 24-26	The Cuthbert Cup	12th of 12	312-306=618
March 3-4	Grover Page Classic	9th of 16	303-310=613
March 27	Butler Invitational	5th of 10	318-313=631
March 31-April 1	UC Spring Invitational	1st of 7	293-296-310=899
April 4-5	Marshall Invitational	8th of 17	289-294=583
April 13-14	Bluegrass Invitational	13th of 17	319-319-304=942
April 20-22	BIG EAST Championship	9th of 12	301-302-306=909

**ALL-TIME RESULTS**
**2006-07**

Sept. 18-19	John Piper Intercollegiate	T-9th of 14	305-313=618
Sept. 25-26	John Dallio Memorial	10th of 14	293-303-304=900
Sept. 29	Northern Kentucky		Lost, 290-301
Oct. 9-10	Crowne Plaza Colonial Classic	3rd of 11	296-304=600
Oct. 23-24	F&M Bank APSU	T-7th of 18	296-293-295=884
Nov. 4-5	BIG EAST/MAC Challenge	9th of 12	296-293-295=884
March 5-6	Grover Page Classic	12th of 16	315-313-299=927
March 17-18	Larosa's Collegiate Cup	1st of 9	285-278=563
March 19-20	Butler Spring Invitational	3rd of 8	299-307=606
March 30-31	EKU Spring Invitational	4th of 15	294-282-296=572
April 2-3	UC Spring Invitational	3rd of 12	300-291=591
April 16-17	IUPUI Spring Classic	7th of 14	322-337=569
April 22-24	BIG EAST Championship	T-6th of 12	305-307-284=896

**2005-06**

Sept. 16-17	Rutgers Invitational	8th of 13	298-297-287=882
Sept. 26-27	John Dallio Memorial	10th of 15	300-300-305=905
Oct. 6	Krump Kup	2nd of 3	299=299
Oct. 17-18	The 2005 Tillinghast	3rd of 9	309-300=609
Oct. 31	Dayton Fall Invitational	2nd of 12	316=316
Nov. 5-6	Big East/MAC Challenge	10th of 11	310-296-292=898
Mar. 20	Butler Spring Invitational	1st of 6	300=300
Mar.31-Apr. 1	Eastern Kentucky Invitational	8th of 13	316-304-308=928
Apr. 3-4	UC/UD Collegiate Invitational	4th of 9	320-315=635
Apr. 10-11	Billiken Invitational	T-8th of 14	302-299-311=912
Apr. 23-25	BIG EAST Championship	T-5th of 12	300-295-284=879

**2004-05**

Sept. 20-21	Butler Fall Invitational	T-6th of 14	293-292-304=889
Sept. 24-25	EKU Colonel Classic	10th of 12	309-295-293=897
Oct. 4	Dayton Fall Invitational	T-4th of 5	326=326
Oct. 8-10	Mission Inn Collegiate Classic	15th of 20	306-306-301=913
Oct. 25-26	F&M Bank Intercollegiate	16th of 16	299-296-304=899
Mar. 7-8	Emerald Coast Collegiate	12th of 13	309-303-317=929
Apr. 1-2	EKU Spring Intercollegiate	T-13th of 16	315=315
Apr. 4-5	UC/UD Invitational	2nd of 6	297-309=606
Apr. 11-12	Billiken Invitational	T-13th of 18	293-291-299=883
Apr. 18-20	C-USA Championship	11th of 14	309-307-302=918

**2003-04**

Sept. 15-16	Cougar Invitational	16th of 17	333-336-323=992
Sept. 20-21	Cardinal Cup	9th of 11	338-343-339=1020
Sept. 27-28	Notre Dame Invitational	T-12th of 14	345-337-352=1034
Oct. 27-28	Precept Intercollegiate	T-7th of 10	331-338 =669
Nov. 3-4	Edwin Watts Intercollegiate	17th of 18	342-341-336=1019
Mar. 22-23	Bulldog Invitational	17th of 18	342-356=698
Mar. 26-27	NKU Invitational	T-6th of 18	319-310 =629
Apr. 5-6	Lady Eagle Invitational	15th of 18	332-349-340=1021
Apr. 8	Krump Kup	2nd of 4	331=331
Apr. 11-12	Bronco Invitational	6th of 9	335-331= 666
Apr. 21-23	C-USA Championship	9th of 9	367-349-354=1070

**2002-03**

Sept. 27-28	EKU Invitational	19th of 19	309-303=612
Oct. 7-8	Memphis Invitational	15th of 16	314-313-310=937
Oct. 14-15	Xavier Invitational	18th of 18	313-303-301=917
Oct. 28-29	Precept Invitational	6th of 9	318=310=628
Nov. 18-19	Mission Inn Golf Classic	12th of 13	317-314=631
Mar. 4-5	Lonnie Small Intercollegiate	2nd of 5	318-308=626
Mar. 21-22	EKU Spring Invitational	11th of 16	303-205-296=904
Apr. 4-6	Yale Spring Opener	8th of 21	317-330=647
Apr. 13-14	Bullock Collegiate Classic	5th of 14	302-304-296=902
Apr. 16	Krump Kup Highland	2nd of 3	322=322
Apr. 21-23	C-USA Championships	12th of 14	299-309-302=910

**2001-02**

Sept. 9-10	Cellular One Raising Cane	9th of 13	302-306-295=903
Sept. 22-23	Earl Yestingsmeier Inv.	T-11th of 19	293-290-303=886
Oct. 1-2	Rocky Mountain	7th of 15	293-294-299=886
Oct. 8-9	Xavier Provident Invitational	19th of 19	299-292-312=903
Oct. 20-23	Tillinghast Invitational	T-12 of 24	301-310=611
Feb. 10-12	Mississippi State Gulf Coast	15th of 15	333-312-317=962
Mar. 3-5	Emerald Coast Collegiate	9th of 11	327-319=646
Mar. 15-17	El Diablo Intercollegiate	19th of 20	311-316-325=952
Apr. 6-7	Bradford Creek	23rd of 25	306-303-308=917
Apr. 15-16	Billiken Invitational	8th of 16	305-302-306=913
Apr. 22-24	C-USA Championships	11th of 14	300-294-302=896

**2000-01**

Sept. 16-17	James Madison Invitational	15th of 17	304-309=613
Sept. 23-24	Hawkeye Intercollegiate	10th of 12	299-306-310=915
Sept. 28-29	McLaughlin Invitational	7th of 20	301-314=615
Oct. 2-3	Hillman-Robbins Memorial	11th of 16	306-307-306=919
Oct. 9-10	Xavier invitational	16th of 20	301-305-305=911
Oct. 16-17	Legends of Indiana	11th of 13	285-287-300=872
Feb. 12-13	Southern Miss/Beau Rivage	14th of 16	320-304-308=932
Feb. 16-17	Emerald Coast Collegiate	10th of 17	315-328-319=962
Mar. 16-18	El Diablo Intercollegiate	23rd of 24	325-298=623
Mar. 22-24	Kauai Collegiate Cup	5th of 8	306-299-284=889
Apr. 5-7	Marshall Invitational	18th of 20	307-301-294=902
Apr. 14-17	Saint Louis Intercollegiate	10th of 16	310-314=624
Apr. 17-19	C-USA Championship	8th of 12	296-311-315=922

**1999-2000**

Sept. 17-18	Yale Fall Intercollegiate	1st of 35	290-292=582
Sept. 24-25	EKU Colonel Classic	T-13th of 19	291-310-318=919
Oct. 4-5	Legend of Indiana	10th of 16	303-298-286=887
Oct. 11-12	Xavier Invitational	T-6th of 19	294-296-296=886
Oct. 18-19	Louisville Intercollegiate	6th of 18	300-305=605
Oct. 25-26	Deep South Intercollegiate	T-5th of 18	282-299-296=877
Mar. 17-18	St. John's Invitational	14th of 15	312-318-323=953
Mar. 24-25	East Carolina Invitational	9th of 18	298-292-291=881
Apr. 7-8	Marshall Invitational	T-15th of 20	299-305=604
Apr. 10-11	Sam Houston Invitational	T-10th of 16	293-300-293=886
Apr. 17-19	C-USA Championship	7th of 12	305-298-295=898
Apr. 21-23	Princeton Invitational	T-2nd of 24	295=295



## ALL-TIME RESULTS

## 1998-99

Sept. 19-20	Yale Fall Intercollegiate	6th of 23	301-298-307=906
Sept. 28-29	Liberty Fall Golf Classic	T-9th of 15	305-296=601
Oct. 3-4	McLaughlin/Gimmier Inv.	5th of 20	304-289=593
Oct. 12-13	Xavier Invitational	3rd of 19	283-293-295=871
Oct. 19-20	Louisville Invitational	7th of 20	313-308=621
Oct. 26-27	Deep South Invitational	6th of 18	298-290-299=887
Mar. 5-7	Fripp Island Intercollegiate	16th of 16	313-314-320=947
Mar. 29-30	William & Mary Kiskiack Inv.	5th of 30	302-296=598
Apr. 5-6	UNCG Spartan Classic	8th of 17	311-323=634
Apr. 19-21	C-USA Championship	7th of 12	295-295-297=887
Apr. 23-24	Princeton Invitational	6th of 20	295-307=602
May 1-2	Fossum Invitational	17th of 17	304-309-315=928

## 1997-98

Sept. 12-14	Yale Fall Intercollegiate	3rd of 37	298-292-297=887
Sept. 22-23	Butler Fall Invitational	9th of 15	312-308-312=932
Sept. 25-27	EKU Invitational	T-9th of 11	310-306-299=915
Oct. 13-14	Columbia Intercollegiate	19th of 22	303-297-304=904
Oct. 20-21	Persimmon Ridge Invitational	15th of 23	319-304=623
Nov. 3-4	Deep South Invitational	16th of 18	313-315=628
Mar. 23-24	Liberty Invitational	1st of 7	311-301=612
Mar. 29-30	Butler Invitational	7th of 16	308-317=625
Apr. 5-6	Billiken Invitational	3rd of 17	307-303-298=908
Apr. 19-21	C-USA Championship	7th of 12	310-302-303=915
Apr. 24-25	Princeton Invitational	1st of 20	289-298=587
May 1-2	Cleveland State Invitational	1st of 10	291-289-289=869

## 1996-97

Sept. 13-15	Yale Fall Intercollegiate	22nd of 36	331-315-311=957
Sept. 24-25	Butler Fall Invitational	2nd of 17	311-302-306=919
Sept. 29-30	D.A. Weibring Intercollegiate	T-11th of 19	312-323-305=940
Oct. 14-15	Kangaroo's/Colonial Inter.	1st of 8th	298-316=614
Oct. 21-22	Persimmon Ridge Invitational	T-9th of 18	304-309=613
Feb. 24-25	San Antonio Invitational	10th of 15	336-318=654
Mar. 30-31	Butler Invitational	T-3rd of 18	308-328=636
Apr. 3-5	TSU Intercollegiate	3rd of 14	288-299=587
Apr. 7	Ball State Invitational	2nd of 20	303=303
Apr. 15-17	C-USA Championship	11th of 12	318-319-311=948
Apr. 18-19	Morehead State Classic	3rd of 7	322-313-296=931
Apr. 26-27	Cleveland State Invitational	2nd of 13	300-301-304=905

## 1995-96

Sept. 9	Dayton Invitational	4th of 10	293=293
Sept. 24-26	Western Kentucky Inv.	T-3rd of 16	297-304-298=899
Sept. 29-Oct. 1	EKU Colonel Classic	15th of 15	918=918
Oct. 15-16	Memphis Shootout		
Oct. 23-24	Louisville Fall Invitational	18th of 18	331-315-315=961
Apr. 1	Ball State Invitational	2nd of 23	304=304
Apr. 7-9	Morehead State Classic	12th of 17	306-300-315=921
Apr. 10	Ashland Invitational	1st of 15	315=315
Apr. 14-15	Xavier Invitational	5th of 19	304-298=602
Apr. 19	Dayton Invitational	3rd of 12	310=310
Apr. 21-22	Wright State	4th of 11	305-304=609
Apr. 28-29	Cleveland State Invitational	7th of 11	321-308-323=952
May 2-4	C-USA Championships	T-8th of 11	304-295-298=897

## 1994-95

Results Not Available

## 1993-94

Results Not Available

## 1992-93

Kentucky Invitational	17th of 22	320-316-309=945
Ashland Invitational	1st of 11	296=296
Ball St. Invitational	2nd of 24	389=389
Indiana Invitational	12th of 13	305-309-321=935
Wright State Invitational	8th of 14	381-379=760
Firestone Invitational	16th of 22	320-303-319=942
Michigan St. Invitational	17th of 20	931=931
Great Midwest Champ.	1st of 6	289-291-305=885

## ALL-TIME RECORDS

### YEARLY LOWEST SCORING AVERAGE

Year	Player	Stroke Average
1948	Tom Francis	76.6
1949	Tom Francis	75.1
1950	Dick Smith	74.5
1951	Paul Krummel	76.0
1952	Paul Krummel	74.9
1953	Bill Forbriger	76.2
1954	Cliff Rhein	73.4
1955	Don Gruber	75.6
1956	Leroy Federle	76.4
1957	Dick Jones	75.8
1958	Dick Jones	76.4
1959	Dick Jones	74.4
1960	Dick Jones	73.4
1961	Ed Driver	72.8
1962	John Ehlen	73.1
1963	John Ehlen	73.9

Year	Player	Stroke Average
1964	John Dunham	74.6
1965	George McManis	73.3
1966	George McManis	74.3
1967	John Irwin	76.6
1968	Tom Whitelaw	75.8
1969	Geoff Hensley	76.0
1970	Geoff Hensley	77.7
1971	Geoff Hensley	76.2
1972	Paul Schruager	76.7
1973	John Nichols	75.9
1974	John Nichols	74.3
1975	John Nichols	77.2
1976	Jeff Krumpelman	76.0
1977	Jim Kiduff	75.7
1978	Jim Kiduff	76.3
1979	Rick Brune	78.2
1980	Rick Brune	76.5

Year	Player	Stroke Average
1981	Mike Freed	77.6
1982	Mike Freed	75.5
1986	Paul Hobart	75.6
1987	Ted Travis	78.8
1988	Scott Schreck	78.6
1989	Brad Marsh	79.0
1990	Ron Bisher	78.3
1991	Ted Lambert	75.8
1992	Brad Marsh	76.9
1993	Brian Jones	77.1
1994	Brian Jones	75.8
1995	Brian Jones	73.7
1996	Dan Gage	76.4
1997	Adam Warren	76.5
1998	Jim Herman	74.6
1999	Jim Herman	74.1
2000	Jim Herman	73.0

Year	Player	Stroke Average
2001	Neil Lykins	74.5
2002	Neil Lykins	73.4
2003	Neil Lykins	76.0
2004	Adam Fluty	76.0
2005	Adam Fluty	75.3
2006	Geoff Newman	75.0
2007	Geoff Newman	74.4
2008	Joe Kastelic	74.5
2009	Alberto Fernandez	73.8
2010	Joe Kastelic	74.4
2011	Joe Kastelic	74.9
2012	David Tepe	74.8
2013	Emerson Newsome	75.2
2014	Jared Howard	72.9
2015	John Michael O'Toole	73.6

### CONFERENCE TOURNAMENT FINISH

Year	Conference	Finish
1990	Metro Conference	8th
1991	Metro Conference	5th
1992	Great Midwest	2nd
1993	Great Midwest	1st
1994	Great Midwest	1st
1995	Great Midwest	3rd
1996	Conference USA	8th
1997	Conference USA	11th
1998	Conference USA	7th
1999	Conference USA	6th
2000	Conference USA	7th
2001	Conference USA	8th
2002	Conference USA	11th
2003	Conference USA	12th
2004	Conference USA	13th
2005	Conference USA	11th
2006	Big East	T5th
2007	Big East	T6th
2008	Big East	9th
2009	Big East	11th
2010	Big East	8th
2011	Big East	6th
2012	Big East	12th
2013	Big East	9th
2014	American Athletic	6th
2015	American Athletic	6th

### ALL-CONFERENCE HONORS

Year	Player
1992	Ted Lambert
	Dan Marsh
1993	Dan Gage
	Dave Voight
	Brian Jones
1995	Brian Jones
1996	Kevin Weidenweber
1998	Jim Herman
1999	Jim Herman
2006	Geoff Newmann
2009	Alberto Fernandez
2013	David Tepe

### TEAM TOURNAMENT TITLES

Year	Tournament
1974	Marietta Invitational
1975	Marietta Invitational
	Xavier Invitational
	Bearcat Invitational
1976	Marietta Invitational
1977	Wright State Invitational
	Centre Gold-White Tournament
1978	NKU Invitational
	Wright State Invitational
1994	Summit Classic
	GVC Tournament
1995	Ashland Invitational
	Cleveland State Invitational
1996	Colonial Classic
1997	Liberty Classic
	Princeton Invitational
	Cleveland State Invitational
1999	Yale Fall Invitational
2007	LaRosa's Collegiate
	Cleveland State Invitational
2008	Bearcat Invitational
2013	Cleveland State Invitational
2014	Bearcat Invitational



## ALL-TIME RECORDS

## INDIVIDUAL RECORDS (SINGLE SEASON)

*Records since 1993-94*

## SCORING AVERAGE

(vs. par) Minimum Rounds: 15

Season	Name	Round	Avg. Score	Vs. Par
2013-14	Jared Howard	35.0	72.86	1.14
1999-00	Jim Herman	32.0	73.16	1.59
2001-02	Neil Lykins	31.0	73.39	1.81
2013-14	Baxter Reeves	34.0	73.62	1.91
2014-15	John Michael O'Toole	35.0	73.63	
2008-09	Alberto Fernandez	29.0	73.79	2.10
2013-14	Jared O'Kelley	32.0	73.97	2.19
2008-09	Joe Kastelic	29.0	74.00	2.31
2013-14	John Michael O'Toole	35.0	74.20	2.49
2013-14	Emerson Newsome	35.0	74.46	2.74
1998-99	Jim Herman	30.0	74.17	2.77
2000-01	Neil Lykins	35.0	74.46	2.80
1997-98	Jim Herman	31.0	74.68	3.03

## NATIONAL SCORING RATING

Minimum Rounds: 15

Season	Name	Rounds	Rating
1999-00	Jim Herman	32.0	133
2001-02	Neil Lykins	31.0	183
2013-14	Jared Howard	35.0	186
1998-99	Jim Herman	30.0	280
2008-09	Alberto Fernandez	29.0	300
2000-01	Neil Lykins	35.0	320
1997-98	Jim Herman	31.0	337
1994-95	Brian Jones	29.0	337
2008-09	Joe Kastelic	29.0	339
2013-14	Baxter Reeves	34.0	375
1995-96	Dan Gage	30.0	419

## WINS IN A SEASON

Minimum Rounds: 15

Season	Name	Tourneys	Wins
2005-06	Geoff Newman	9	2
1997-98	Jim Herman	12	2
1993-94	Joe Schweitzer	6	1
1996-97	Nick Lykins	9	1
2012-13	Emerson Newsome	10	1
2011-12	David Tepe	10	1
2005-06	Joe Young	10	1
2012-13	David Tepe	11	1
1993-94	Brian Jones	11	1
2014-15	Baxter Reeves	12	1
1999-00	Jim Herman	12	1
1998-99	Jim Herman	12	1
1997-98	Tracy Mount	12	1

## PAR OR BETTER ROUNDS

Season	Name	Rounds	Par or Less
2013-14	Jared Howard	35.0	17
2013-14	Baxter Reeves	34.0	14
2014-15	John Michael O'Toole	35.0	12
2014-15	Jared O'Kelley	32.0	11
2001-02	Neil Lykins	31.0	11
1999-00	Jim Herman	32.0	11
2000-01	Neil Lykins	35.0	11
2013-14	Emerson Newsome	35.0	10
1998-99	Jim Herman	30.0	9
2013-14	Jared O'Kelley	32.0	9
2013-14	John Michael O'Toole	35.0	9

## ROUNDS PLAYED

Minimum Rounds: 15

Season	Name	Rounds
2000-01	Neil Lykins	35.0
2013-14	John Michael O'Toole	35.0
2013-14	Jared Howard	35.0
2013-14	Emerson Newsome	35.0
2014-15	John Michael O'Toole	35.0
2014-15	Jared Howard	35.0
2014-15	Baxter Reeves	35.0
2013-14	Baxter Reeves	34.0
2000-01	Brad Wilder	33.0
1994-95	Dan Gage	33.0

## COUNTING SCORES

Season	Name	Counters	Percentage
2000-01	Neil Lykins	34	97.1%
1999-00	Jim Herman	32	100.0%
2013-14	Jared Howard	32	91.4%
2001-02	Neil Lykins	31	100.0%
2000-01	Brad Wilder	31	93.9%
1994-95	Dan Gage	31	93.9%
1998-99	Jim Herman	30	100.0%
1995-96	Randy Larbes	30	100.0%
2006-07	Alberto Fernandez	30	96.8%
2013-14	John Michael O'Toole	30	85.7%
2009-10	Joe Kastelic	29	100.0%
2008-09	Joe Kastelic	29	100.0%
2008-09	Alberto Fernandez	29	100.0%
2007-08	Joe Kastelic	29	100.0%

## BIRDIES IN A SEASON

Season	Name	Birdies
2013-14	Jared Howard	113
2013-14	Baxter Reeves	109
2013-14	Emerson Newsome	98
2013-14	John Michael O'Toole	93
2008-09	Joe Kastelic	90
2000-01	Neil Lykins	90
2001-02	Neil Lykins	89
2013-14	Jared O'Kelley	85
2008-09	Alberto Fernandez	78
1999-00	Jim Herman	77
2011-12	David Tepe	76
2007-08	Joe Kastelic	76

## EAGLES IN A SEASON

Season	Name	Eagles
2006-07	Geoff Newman	6
2000-01	Neil Lykins	5
2010-11	Zack Bates	4
2013-14	Emerson Newsome	3
2013-14	Baxter Reeves	3
2012-13	Emerson Newsome	3
2011-12	Micahel Wolf	3
2006-07	Joe Young	3
1999-00	Brad Wilder	3
1998-99	Brad Wilder	3

## PAR 3 SCORING

Season	Name	Score
2001-02	Neil Lykins	3.1210
1997-98	Jim Herman	3.1573
2010-11	Joe Kastelic	3.2017
2000-01	Neil Lykins	3.2113
2013-14	Jared O'Kelley	3.2137
2008-09	Alberto Fernandez	3.2156
2013-14	Baxter Reeves	3.2158
2013-14	Jared Howard	3.2168
1999-00	Nick Lykins	3.2181
1999-00	Jim Herman	3.2295
1998-99	Brad Wilder	3.2314
1999-00	Ryan Lilly	3.2368

## PAR 4 SCORING

Season	Name	Score
2013-14	Baxter Reeves	4.0959
2013-14	Jared Howard	4.1102
2013-14	John Michael O'Toole	4.1299
1999-00	Jim Herman	4.1345
2008-09	Alberto Fernandez	4.1438
2008-09	Joe Kastelic	4.1772
2013-14	Jared O'Kelley	4.1807
2009-10	Joe Kastelic	4.1836
2013-14	Emerson Newsome	4.1978
2001-02	Neil Lykins	4.1981
2011-12	David Tepe	4.1987
1998-99	Jim Herman	4.1993

## PAR 5 SCORING

Season	Name	Score
2013-14	Jared Howard	4.7744
2001-02	Neil Lykins	4.7928
2008-09	Joe Kastelic	4.8037
1999-00	Jim Herman	4.8257
1997-98	Jim Herman	4.8351
2007-08	Joe Kastelic	4.8687
2013-14	Jared O'Kelley	4.8710
1998-99	Jim Herman	4.8738
2000-01	Neil Lykins	4.8770
2006-07	Alberto Fernandez	4.8907
2013-14	Emerson Newsome	4.9022
2006-07	Geoff Newman	4.9076

## ALL-TIME RECORDS

## TEAM (SINGLE SEASON)

## SCORING AVERAGE

(vs. par) Minimum Rounds: 15

Season	Coach	Round	Avg. Score	Vs. Par
2013-14	Doug Martin	35.0	291.06	4.20
2014-15	Doug Martin	35.0	295.00	
2006-07	Doug Martin	31.0	300.26	13.16
1999-00	John Reis	32.0	299.81	13.56
2010-11	Doug Martin	29.0	299.76	14.10
2012-13	Doug Martin	28.0	303.21	15.64
1998-99	John Reis	30.0	301.50	15.90
2009-10	Doug Martin	29.0	301.03	15.93
2007-08	Doug Martin	29.0	301.62	15.97
2005-06	Janet Carl	25.0	302.48	16.24
2008-09	Doug Martin	29.0	303.41	16.66
2004-05	Janet Carl	25.0	303.00	16.92
1997-98	John Reis	32.0	303.56	16.94

## NATIONAL SCORING RATING

Minimum Rounds: 15

Season	Coach	Rounds	Rating
2013-14	Doug Martin	35.0	54
1994-95	Bob Hartman	33.0	126
1995-96	Bob Hartman	30.0	134
1999-00	John Reis	32.0	151
1993-94	Bob Hartman	21.0	155
1997-98	John Reis	32.0	175
1998-99	John Reis	30.0	177
2006-07	Doug Martin	31.0	213
1996-97	John Reis	29.0	229
2000-01	John Reis	35.0	248
2010-11	Doug Martin	29.0	251
2001-02	Kerry Sahms	31.0	274

## NATIONAL RATING

Season	Coach	Ranking
1999-00	John Reis	138
2010-11	Doug Martin	174
2000-01	John Reis	186
2001-02	Kerry Sahms	191
2007-08	Doug Martin	201
2009-10	Doug Martin	201
2006-07	Doug Martin	202
2008-09	Doug Martin	216
2012-13	Doug Martin	216
2005-06	Janet Carl	218
2002-03	Kerry Sahms	223
2004-05	Janet Carl	228

## TEAM WINS IN A SEASON

Season	Coach	Tourneys	Wins
1994-95	Bob Hartman	15	4
1997-98	John Reis	12	3
2007-08	Doug Martin	11	2
2005-06	Janet Carl	11	1
2002-03	Kerry Sahms	11	1
2013-14	Doug Martin	12	1
2014-15	Doug Martin	12	1
1999-00	John Reis	12	1
1996-97	John Reis	12	1
1993-94	Bob Hartman	12	1
2006-07	Doug Martin	13	1

## PAR OR BETTER ROUNDS

Season	Coach	Rounds	Par or Less
2013-14	Doug Martin	35.0	12
2006-07	Doug Martin	31.0	4
2000-01	John Reis	35.0	3
2014-15	Doug Martin	35.0	3
1999-00	John Reis	32.0	2
1994-95	Bob Hartman	33.0	2
2005-06	Janet Carl	25.0	1
2012-13	Doug Martin	28.0	1
2007-08	Doug Martin	29.0	1
1996-97	John Reis	29.0	1
1998-99	John Reis	30.0	1

## ROUNDS PLAYED

Minimum Rounds: 15

Season	Coach	Rounds
2000-01	John Reis	35.0
2013-14	Doug Martin	35.0
2014-15	Doug Martin	35.0
1994-95	Bob Hartman	33.0
1999-00	John Reis	32.0
1997-98	John Reis	32.0
2001-02	Kerry Sahms	31.0
2006-07	Doug Martin	31.0
1998-99	John Reis	30.0
1995-96	Bob Hartman	30.0
1996-97	John Reis	29.0
2011-12	Doug Martin	29.0
2010-11	Doug Martin	29.0
2009-10	Doug Martin	29.0
2008-09	Doug Martin	29.0
2007-08	Doug Martin	29.0

## BIRDIES IN A SEASON

Season	Coach	Birdies
2013-14	Doug Martin	505
2008-09	Doug Martin	331
2006-07	Doug Martin	326
2000-01	John Reis	311
2010-11	Doug Martin	297
1999-00	John Reis	292
2007-08	Doug Martin	290
2012-13	Doug Martin	289
2009-10	Doug Martin	270
2001-02	Kerry Sahms	266
2011-12	Doug Martin	255
2005-06	Janet Carl	245

## EAGLES IN A SEASON

Season	Coach	Eagles
2006-07	Doug Martin	12
2013-14	Doug Martin	11
2012-13	Doug Martin	8
2000-01	John Reis	8
2008-09	Doug Martin	7
1999-00	John Reis	7
2010-11	Doug Martin	5
2009-10	Doug Martin	5
2007-08	Doug Martin	5
2003-04	Kerry Sahms	5
1998-99	John Reis	5

## PAR 3 SCORING

Season	Coach	Score
2013-14	Doug Martin	3.2517
1999-00	John Reis	3.2656
1997-98	John Reis	3.2914
1998-99	John Reis	3.2997
2004-05	Janet Carl	3.3058
2006-07	Doug Martin	3.3134
2010-11	Doug Martin	3.3328
2000-01	John Reis	3.3375
2012-13	Doug Martin	3.3429
2009-10	Doug Martin	3.3715
2001-02	Kerry Sahms	3.3898
2005-06	Janet Carl	3.3898

## PAR 4 SCORING

Season	Name	Score
2013-14	Doug Martin	4.1404
2006-07	Doug Martin	4.2906
2010-11	Doug Martin	4.3049
2007-08	Doug Martin	4.3099
1999-00	John Reis	4.3119
1998-99	John Reis	4.3196
1997-98	John Reis	4.3203
2009-10	Doug Martin	4.3285
2008-09	Doug Martin	4.3315
2012-13	Doug Martin	4.3392
2004-05	Janet Carl	4.3495
2005-06	Janet Carl	4.3560

## PAR 5 SCORING

Season	Name	Score
2013-14	Doug Martin	4.9092
2006-07	Doug Martin	4.9900
2007-08	Doug Martin	5.0103
1999-00	John Reis	5.0256
1998-99	John Reis	5.0343
2010-11	Doug Martin	5.0450
2005-06	Janet Carl	5.0547
2008-09	Doug Martin	5.0588
2004-05	Janet Carl	5.0735
2012-13	Doug Martin	5.0770
2002-03	Kerry Sahms	5.0826
2009-10	Doug Martin	5.0979



## ALL-TIME RECORDS

## INDIVIDUAL RECORDS (TOURNAMENTS)

## LOW ROUND

Season	Name	Tourney	Rd	Score
2010-11	Zack Bates	Bearcat Inv.	1	65
2008-09	Joe Kastelic	Earl Yestingsmeier Inv.	2	66
2000-01	Neil Lykins	Kauai Collegiate Cup	3	66
1998-99	Jim Herman	Red Storm Inv.	2	66
2014-15	John Michael O'Toole	Marshall Inv.	2	67
2014-15	Jared Howard	Cardinal Intercol.	3	67
2013-14	Baxter Reeves	Marshall Inv.	1	67
2013-14	Emerson Newsome	Cardinal Intercol.	1	67
2013-14	Jared Howard	Old Waverly	3	67
2013-14	Jared O'Kelley	Cleveland St. Inv.	2	67
2013-14	Jared O'Kelley	Bluegrass Inv.	3	67
2012-13	Emerson Newsome	Old Waverly	1	67
2008-09	Alberto Fernandez	Marshall Inv.	3	67
2006-07	Paul Marshall	Golf Exchange Classic	2	67
1999-00	Jim Herman	Bearcat Classic	1	67
1999-00	Jim Herman	Xavier Provident Inv.	2	67
1997-98	Jim Herman	Princeton Inv.	1	67
1997-98	Jim Herman	Yale Intercol.	2	67
1994-95	Brian Jones	WKU/Summit Classic	2	67

## LOW 18 HOLE TOTAL VS. PAR

Season	Name	Tourney	Rd	Score	Par
2010-11	Zack Bates	Bearcat Inv.	1	65	-7
2000-01	Neil Lykins	Kauai Collegiate Cup	3	66	-6
2014-15	Jared Howard	Cardinal Intercol.	3	67	-5
2014-15	Baxter Reeves	Bearcat Inv.	2	67	-5
2013-14	Emerson Newsome	Cardinal Intercol.	1	67	-5
2013-14	Jared Howard	Old Waverly	3	67	-5
2013-14	Jared O'Kelley	Cleveland St. Inv.	2	67	-5
2013-14	Jared O'Kelley	Bluegrass Inv.	3	67	-5
2012-13	Emerson Newsome	Old Waverly	1	67	-5
1999-00	Jim Herman	Bearcat Classic	1	67	-5
1994-95	Brian Jones	WKU/Summit Classic	2	67	-5
2014-15	John Michael O'Toole	Marshall Inv.	2	67	-4
2014-15	Davis Baxter	Bearcat Inv.	1	68	-4
2008-09	Joe Kastelic	Yestingsmeier Inv.	2	66	-4
1998-99	Jim Herman	Red Storm Inv.	2	66	-4
2013-14	Baxter Reeves	Marshall Inv.	1	67	-4
2008-09	Alberto Fernandez	Marshall Inv.	3	67	-4
1999-00	Jim Herman	Xavier Provident Inv.	2	67	-4
1997-98	Jim Herman	Princeton Inv.	1	67	-4
2013-14	Baxter Reeves	Bearcat Inv.	3	68	-4
2013-14	Jared Howard	Cleveland St. Inv.	2	68	-4
2013-14	John Michael O'Toole	USF Inv.	1	68	-4
2013-14	John Michael O'Toole	USF Inv.	3	68	-4
2012-13	Blake Hamilton	Old Waverly	1	68	-4
2008-09	Joe Kastelic	Cardinal Intercol.	2	68	-4
2001-02	Neil Lykins	Rocky Mtn Intercol.	2	68	-4
2000-01	Neil Lykins	Kauai Collegiate Cup	2	68	-4
2000-01	Neil Lykins	Indiana Inter.	2	68	-4
1998-99	Jim Herman	Deep South Inv.	2	68	-4
1996-97	Adam Warren	TSU Intercol.	1	68	-4
1994-95	Brian Jones	Eagle Classic	2	68	-4

## LOW 36 HOLE TOTAL VS. PAR

Season	Name	Tourney	Score	Par
1999-00	Jim Herman	Xavier Provident Inv.	136	-6
2013-14	Jared Howard	Cleveland St. Inv.	137	-7
2008-09	Joe Kastelic	Yestingsmeier Inv.	137	-3
2006-07	Joe Young	Golf Exchange Classic	137	-3
2012-13	David Tepe	Big East Champ	138	-6
2012-13	Emerson Newsome	Old Waverly	138	-6
2008-09	Joe Kastelic	Cardinal Intercol.	138	-6
1997-98	Jim Herman	1998 CSU/CER Inv.	138	-6
2013-14	Jared Howard	Marshall Inv.	138	-4
1998-99	Jim Herman	Red Storm Inv.	138	-2
2013-14	Emerson Newsome	Cardinal Intercol.	139	-5
2001-02	Neil Lykins	Rocky Mtn. Intercol.	139	-5
1999-00	Jim Herman	Bearcat Classic	139	-5
2013-14	Baxter Reeves	Cleveland St. Inv.	140	-4
2013-14	Emerson Newsome	Bluegrass Inv.	140	-4

## LOW 54 HOLE TOTAL VS. PAR

Season	Name	Tourney	Score	Par
2013-14	Jared Howard	Cleveland St. Inv.	207	-9
2012-13	David Tepe	Big East Champ.	208	-8
2000-01	Neil Lykins	Kauai Collegiate Cup	208	-8
1999-00	Jim Herman	Bearcat Classic	208	-8
1997-98	Jim Herman	CSU/CER Inv.	208	-8
2013-14	Baxter Reeves	Cleveland St. Inv.	209	-7
1999-00	Jim Herman	Xavier Provident Inv.	209	-4
2008-09	Joe Kastelic	Yestingsmeier Inv.	209	-1
2012-13	Emerson Newsome	Old Waverly	210	-6
2013-14	Jared Howard	Marshall Inv.	210	-3
2011-12	David Tepe	Bearcat Inv.	210	-3
2013-14	Baxter Reeves	Bearcat Inv.	211	-5
2013-14	Jared Howard	Old Waverly	211	-5
2005-06	Geoff Newman	Big East Champ	211	-5

## TEAM RECORDS (TOURNAMENTS)

## LOW ROUND

Season	Coach	Tourney	Rd	Score
2013-14	Doug Martin	Cleveland St. Inv.	2	275
2006-07	Doug Martin	Golf Exchange Classic	2	278
2013-14	Doug Martin	Cleveland St. Inv.	3	279
2013-14	Doug Martin	Marshall Inv.	1	279
2013-14	Doug Martin	Old Waverly	3	280
2013-14	Doug Martin	Cleveland St.	1	281
2013-14	Doug Martin	USF Inv.	3	281
2009-10	Doug Martin	Yestingsmeier Inv.	2	281
2006-07	Doug Martin	EKU Spring Invit.	2	282
1999-00	John Reis	Deep South Intercol.	1	282
2014-15	Doug Martin	Bearcat Inv.	2	283
1998-99	John Reis	Xavier Provident Inv.	1	283

## LOW 18 HOLE TOTAL VS. PAR

Season	Name	Tourney	Rd	Score	Par
2013-14	Doug Martin	Cleveland St. Inv.	2	275	-13
2013-14	Doug Martin	Cleveland St. Inv.	3	279	-9
2013-14	Doug Martin	Marshall Inv.	1	279	-5
2013-14	Doug Martin	Old Waverly	3	280	-8
2013-14	Doug Martin	Cleveland St. Inv.	1	281	-7
2013-14	Doug Martin	USF Inv.	3	281	-7
2006-07	Doug Martin	EKU Spring Invit.	2	282	-6
1999-00	John Reis	Deep South Intercol.	1	282	-6
2014-15	Doug Martin	Bearcat Inv.	2	283	-5
2013-14	Doug Martin	Bluegrass Inv.	1	284	-4
2012-13	Doug Martin	Old Waverly	1	284	-4
2006-07	Doug Martin	Big East/MAC Challenge	3	284	-4
2006-07	Doug Martin	Big East Champ	3	284	-4
2005-06	Janet Carl	Big East Champ	3	284	-4
2000-01	John Reis	Kauai Collegiate Cup	3	284	-4

## LOW 36 HOLE TOTAL VS. PAR

Season	Name	Tourney	Score	Par
2013-14	Doug Martin	Cleveland St. Inv.	556	-20
2006-07	Doug Martin	Golf Exchange Classic	563	+3
2013-14	Doug Martin	Marshall Inv.	566	-2
2009-10	Doug Martin	Yestingsmeier Inv.	570	+10
2013-14	Doug Martin	Bluegrass Inv.	571	-5
2000-01	John Reis	Indiana Intercol.	572	-4
2006-07	Doug Martin	EKU Spring Inv.	576	E
1998-99	John Reis	Xavier Provident Inv.	576	+8
2013-14	Doug Martin	USF Inv.	580	+4
1997-98	John Reis	CSU/CER Inv.	580	+4
2013-14	Doug Martin	Old Waverly	580	+4
2013-14	Doug Martin	Temple Inv.	580	+20

## LOW 54 HOLE TOTAL VS. PAR

Season	Name	Tourney	Score	Par
2013-14	Doug Martin	Cleveland St. Inv.	835	-29
2014-15	Doug Martin	Marshall Inv.	856	-4
2013-14	Doug Martin	Marshall Inv.	858	+6
2013-14	Doug Martin	Old Waverly	860	-4
2013-14	Doug Martin	USF Inv.	861	-3
2009-10	Doug Martin	Yestingsmeier Inv.	861	+21
2013-14	Doug Martin	Bluegrass Inv.	866	+2
1997-98	John Reis	CSU/CER Inv.	869	+5
2013-14	Doug Martin	Bearcat Inv.	871	+7
2012-13	Doug Martin	Marshall Inv.	871	+19
1998-99	John Reis	Xavier Provident Inv.	871	+19
2006-07	Doug Martin	EKU Spring Invit.	872	+8
2000-01	John Reis	Indiana Intercol.	872	+8

## ALL-TIME RECORDS

## PLAYER CAREER RECORDS

## SCORING AVERAGE

Name	Rds	Avg.	Par	Career
Joe Kastelic	116.0	74.46	3.01	08,09,10,11
Emerson Newsome	63.0	74.95	3.16	13,14
Neil Lykins	97.0	74.89	3.34	00,01,02,03
Jim Herman	122.0	75.16	3.61	97,98,99,00
Alberto Fernandez	106.0	75.39	3.74	06,07,08,09
Jared Howard	92.0	75.65	3.99	12,13,14
David Tepe	118.0	75.47	3.99	10,11,12,13
Adam Fluty	49.5	75.49	4.00	04,05,06
Geoff Newman	91.5	75.78	4.13	04,05,06,07
Brian Jones	49.0	76.02	4.65	94,95
Brad Wilder	127.0	76.33	4.75	98,99,00,01
Joe Young	87.0	76.79	5.05	04,05,06,07
Blake Tucker	49.0	76.73	5.22	07,08,09
Dan Gage	80.0	76.78	5.29	94,95,96
Nick Lykins	108.0	76.85	5.30	97,98,99,00

## WINS

Name	Tourneys	Wins	Career
Jim Herman	48	4	97,98,99,00
Brian Jones	24	2	94,95
Joe Young	37	2	04,05,06,07
Geoff Newman	39	2	04,05,06,07
David Tepe	41	2	10,11,12,13
Joe Schweitzer	18	1	94,95,96
Emerson Newsome	22	1	13,14
Tracy Mount	34	1	97,98,99
Dan Gage	37	1	94,95,96
Nick Lykins	42	1	97,98,99,00
Baxter Reeves	24	1	14,15

## PAR OR BETTER ROUNDS

Name	Rounds	Par or Less	Career
Jim Herman	122.0	29	97,98,99,00
Jared Howard	127.0	29	12,13,14,15
Neil Lykins	97.0	24	00,01,02,03
Joe Kastelic	116.0	24	08,09,10,11
David Tepe	118.0	22	10,11,12,13
John Michael O'Toole	70.0	21	14,15
Jared O'Kelley	64.0	20	14, 15
Emerson Newsome	77.0	20	13,14,15
Baxter Reeves	69.0	20	14,15
Geoff Newman	91.5	16	04,05,06,07
Alberto Fernandez	106.0	16	06,07,08,09
Joe Young	87.0	12	04,05,06,07
Brad Wilder	127.0	11	98,99,00,01
Ryan Lilly	105.0	8	98,99,00,01
Dan Gage	80.0	7	94,95,96
Adam Warren	87.0	7	95,96,97

## ROUNDS PLAYED

Name	Rounds	Career
Brad Wilder	127.0	98,99,00,01
Jared Howard	127.0	12,13,14,15
Jim Herman	122.0	97,98,99,00
David Tepe	118.0	10,11,12,13
Joe Kastelic	116.0	08,09,10,11
Nick Lykins	108.0	97,98,99,00
Alberto Fernandez	106.0	06,07,08,09
Ryan Lilly	105.0	98,99,00,01
Neil Lykins	97.0	00,01,02,03
Geoff Newman	91.5	04,05,06,07
Chris Larbes	90.5	01,02,03,04
Andrew Desmarais	88.0	10,11,12,13
Adam Warren	87.0	95,96,97
Joe Young	87.0	04,05,06,07
Kirk Hathaway	85.0	99,00,01,02
Tracy Mount	85.0	97,98,99

## FINISH PERCENTAGE

Name	Opponents	Finish Pct.	Career
Jim Herman	4397	76.6%	97,98,99,00
Brian Jones	1474	72.0%	94,95
Neil Lykins	3161	69.5%	00,01,02,03
Dan Gage	2369	69.2%	94,95,96
Joe Kastelic	3338	64.1%	08,09,10,11
Alberto Fernandez	2927	60.8%	06,07,08,09
Adam Warren	2672	60.3%	95,96,97
Tracy Mount	3039	58.7%	97,98,99
Brad Wilder	4416	58.6%	98,99,00,01
Geoff Newman	2531	58.6%	04,05,06,07
Nick Lykins	3790	58.2%	97,98,99,00
Adam Fluty	1401	58.0%	04,05,06
Emerson Newsome	1707	55.8%	13,14
David Tepe	3346	54.2%	10,11,12,13
Joe Young	2379	49.5%	04,05,06,07

## COUNTING SCORES

Name	Counters	Pct.	Career
Joe Kastelic	114	98.3%	08,09,10,11
Jim Herman	114	93.4%	97,98,99,00
Brad Wilder	114	89.8%	98,99,00,01
David Tepe	105	91.3%	10,11,12,13
Alberto Fernandez	97	91.5%	06,07,08,09
Neil Lykins	90	92.8%	00,01,02,03
Nick Lykins	87	80.6%	97,98,99,00
Geoff Newman	84	92.3%	04,05,06,07
Jared Howard	79	85.9%	12,13,14
Chris Larbes	78	88.6%	01,02,03,04
Adam Warren	77	88.5%	95,96,97
Andrew Desmarais	74	87.1%	10,11,12,13
Ryan Lilly	74	74.0%	98,99,00,01
Joe Young	72	82.8%	04,05,06,07
Dan Gage	70	87.5%	94,95,96
Tracy Mount	70	82.4%	97,98,99

## BIRDIES

Name	Rounds	Birdies	Career
Joe Kastelic	116.0	294	08,09,10,11
David Tepe	118.0	266	10,11,12,13
Neil Lykins	97.0	239	00,01,02,03
Alberto Fernandez	106.0	229	06,07,08,09
Jim Herman	122.0	219	97,98,99,00
Jared Howard	92.0	211	12,13,14
Brad Wilder	127.0	207	98,99,00,01
Geoff Newman	91.5	198	04,05,06,07
Ryan Lilly	105.0	178	98,99,00,01
Andrew Desmarais	88.0	167	10,11,12,13
Chris Larbes	90.5	166	01,02,03,04
Emerson Newsome	63.0	156	13,14
Joe Young	87.0	154	04,05,06,07
Kirk Hathaway	85.0	137	99,00,01,02
Nick Lykins	108.0	133	97,98,99,00

## EAGLES

Name	Rounds	Eagles	Career
Geoff Newman	91.5	9	04,05,06,07
Neil Lykins	97.0	8	00,01,02,03
Brad Wilder	127.0	7	98,99,00,01
Emerson Newsome	63.0	6	13,14
Jim Herman	122.0	6	97,98,99,00
Michael Wolf	57.0	5	12,13,14
Zack Bates	75.0	5	10,11,12,13
Joe Young	87.0	5	04,05,06,07
Joe Kastelic	116.0	5	08,09,10,11
David Tepe	118.0	4	10,11,12,13
Baxter Reeves	34.0	3	14
Ryan Cahill	52.0	3	08,09,10
Chris Larbes	90.5	3	01,02,03,04
Jared Howard	92.0	3	12,13,14
Alberto Fernandez	106.0	3	06,07,08,09



## ALL-TIME RECORDS

## CAREER SCORING

*Records since 1993-94*

## BRANDON ANNESS

Season	Tourneys	Rds.	Score
1995-96	4	10.0	83.00
1996-97	3	7.0	82.14
<b>Career</b>	<b>7</b>	<b>17.0</b>	<b>82.65</b>

## PAUL ASELAG

Season	Tourneys	Rds.	Score
1993-94	2	4.0	83.25
<b>Career</b>	<b>2</b>	<b>4.0</b>	<b>83.25</b>

## CHAD AYRES

Season	Tourneys	Rds.	Score
1996-97	2	4.0	82.25
<b>Career</b>	<b>2</b>	<b>4.0</b>	<b>82.25</b>

## ZACK BATES

Season	Tourneys	Rds.	Score
2009-10	10	29.0	77.31
2010-11	10	29.0	76.03
2011-12	5	14.0	78.29
2012-13	1	3.0	81.33
<b>Career</b>	<b>26</b>	<b>75.0</b>	<b>77.16</b>

## DAVIS BAXTER

Season	Tourneys	Rds.	Score
2014-15	8	23.0	75.43
<b>Career</b>	<b>8</b>	<b>23.0</b>	<b>75.43</b>

## BRAD BESSLER

Season	Tourneys	Rds.	Score
2000-01	4	11.0	77.64
2001-02	4	9.0	79.44
<b>Career</b>	<b>8</b>	<b>20.0</b>	<b>78.45</b>

## TYLER BICE

Season	Tourneys	Rds.	Score
2007-08	2	6.0	81.50
<b>Career</b>	<b>2</b>	<b>6.0</b>	<b>81.50</b>

## ED BOND

Season	Tourneys	Rds.	Score
1993-94	1	1.0	82.00
1994-95	2	4.0	81.75
<b>Career</b>	<b>3</b>	<b>5.0</b>	<b>81.80</b>

## RYAN CAHILL

Season	Tourneys	Rds.	Score
2007-08	11	29.0	77.00
2008-09	7	20.0	78.55
2009-10	1	3.0	77.33
<b>Career</b>	<b>19</b>	<b>52.0</b>	<b>77.62</b>

## JOHN CLODFELDER

Season	Tourneys	Rds.	Score
2002-03	8	19.0	77.79
2003-04	7	17.5	77.49
2004-05	7	18.0	76.44
2005-06	11	25.0	76.96
<b>Career</b>	<b>33</b>	<b>79.5</b>	<b>77.16</b>

## TONY CORDER

Season	Tourneys	Rds.	Score
1997-98	1	3.0	85.67
<b>Career</b>	<b>1</b>	<b>3.0</b>	<b>85.67</b>

## CHRIS CORREIA

Season	Tourneys	Rds.	Score
2012-13	1	3.0	82.67
<b>Career</b>	<b>1</b>	<b>3.0</b>	<b>82.67</b>

## JAKE DALY

Season	Tourneys	Rds.	Score
2010-11	1	3.0	77.33
<b>Career</b>	<b>1</b>	<b>3.0</b>	<b>77.33</b>

## ANDREW DESMARAIS

Season	Tourneys	Rds.	Score
2009-10	10	29.0	77.24
2010-11	10	29.0	76.76
2011-12	9	26.0	77.65
2012-13	2	4.0	78.00
<b>Career</b>	<b>31</b>	<b>88.0</b>	<b>77.24</b>

## RYAN DETMER

Season	Tourneys	Rds.	Score
1998-99	2	5.0	79.00
2001-02	5	11.0	82.00
<b>Career</b>	<b>7</b>	<b>16.0</b>	<b>81.06</b>

## PHIL FERGUSON

Season	Tourneys	Rds.	Score
1993-94	7	12.0	79.58
1994-95	1	1.0	87.00
1995-96	1	1.0	77.00
<b>Career</b>	<b>9</b>	<b>14.0</b>	<b>79.93</b>

## ALBERTO FERNANDEZ

Season	Tourneys	Rds.	Score
2005-06	8	17.0	77.71
2006-07	13	31.0	75.32
2007-08	11	29.0	75.69
2008-09	10	29.0	73.79
<b>Career</b>	<b>42</b>	<b>106.0</b>	<b>75.39</b>

## ADAM FLUTY

Season	Tourneys	Rds.	Score
2003-04	6	14.5	76.00
2004-05	9	22.0	75.27
2005-06	6	13.0	75.31
<b>Career</b>	<b>21</b>	<b>49.5</b>	<b>75.49</b>

## DAN GAGE

Season	Tourneys	Rds.	Score
1993-94	9	17.0	79.00
1994-95	15	33.0	76.27
1995-96	13	30.0	76.07
<b>Career</b>	<b>37</b>	<b>80.0</b>	<b>76.78</b>

## BLAKE HAMILTON

Season	Tourneys	Rds.	Score
2012-13	10	28.0	77.57
2013-14	5	14.0	75.14
2014-15	0	00.0	00.00
<b>Career</b>	<b>15</b>	<b>42.0</b>	<b>76.76</b>

## KURT HARRIS

Season	Tourneys	Rds.	Score
2008-09	8	23.0	80.17
2009-10	2	5.0	78.00
2010-11	3	8.0	77.88
2011-12	3	8.0	80.38
<b>Career</b>	<b>16</b>	<b>44.0</b>	<b>79.55</b>

## KIRK HATHAWAY

Season	Tourneys	Rds.	Score
1998-99	4	10.0	76.90
1999-00	12	32.0	77.03
2000-01	10	25.0	77.72
2001-02	7	18.0	80.44
<b>Career</b>	<b>33</b>	<b>85.0</b>	<b>77.94</b>

## PATRICK HEEKIN

Season	Tourneys	Rds.	Score
2002-03	4	9.0	81.33
2003-04	2	4.0	82.75
2004-05	1	2.0	85.00
<b>Career</b>	<b>7</b>	<b>15.0</b>	<b>83.03</b>

## PETER HEILE

Season	Tourneys	Rds.	Score
2004-05	3	7.0	79.14
2006-07	1	1.0	89.00
<b>Career</b>	<b>4</b>	<b>8.0</b>	<b>80.38</b>

## RYAN HEINLY

Season	Tourneys	Rds.	Score
2006-07	1	2.0	74.00
2007-08	3	8.0	79.25
<b>Career</b>	<b>4</b>	<b>10.0</b>	<b>78.20</b>

## JIM HERMAN

Season	Tourneys	Rds.	Score
1996-97	12	29.0	78.93
1997-98	12	31.0	74.68
1998-99	12	30.0	74.17
1999-00	12	32.0	73.16
<b>Career</b>	<b>48</b>	<b>122.0</b>	<b>75.16</b>

## CHAD HOWARD

Season	Tourneys	Rds.	Score
2013-14	1	3	77.00
2014-15	1	2	88.00
<b>Career</b>	<b>2</b>	<b>5</b>	<b>78.20</b>

## JARED HOWARD

Season	Tourneys	Rds.	Score
2011-12	10	29	77.55
2012-13	10	28	77.18
2013-14	12	35	72.86
2014-15	12	35	74.11
<b>Career</b>	<b>34</b>	<b>127</b>	<b>75.23</b>

## MIKE IRWIN

Season	Tourneys	Rds.	Score
2011-12	6	18.0	79.72
2012-13	1	3.0	80.00
<b>Career</b>	<b>7</b>	<b>21.0</b>	<b>79.76</b>

## BRIAN JONES

Season	Tourneys	Rds.	Score
1993-94	11	20.0	77.30
1994-95	13	29.0	75.14
<b>Career</b>	<b>24</b>	<b>49.0</b>	<b>76.02</b>

## JOE KASTELIC

Season	Tourneys	Rds.	Score
2007-08	11	29.0	74.55
2008-09	10	29.0	74.00
2009-10	10	29.0	74.38
2010-11	10	29.0	74.90
<b>Career</b>	<b>41</b>	<b>116.0</b>	<b>74.46</b>

## TOM LAMBERT

Season	Tourneys	Rds.	Score
1993-94	3	4.0	77.25
<b>Career</b>	<b>3</b>	<b>4.0</b>	<b>77.25</b>

## CHRIS LARBES

Season	Tourneys	Rds.	Score
2000-01	7	20.0	78.80
2001-02	8	22.0	77.64
2002-03	11	26.0	77.35
2003-04	9	22.5	76.18
<b>Career</b>	<b>35</b>	<b>90.5</b>	<b>77.45</b>

## RANDY LARBES

Season	Tourneys	Rds.	Score
1994-95	3	9.0	76.44
1995-96	13	30.0	76.17
<b>Career</b>	<b>16</b>	<b>39.0</b>	<b>76.23</b>

## SHAUN LASANCE

Season	Tourneys	Rds.	Score
2001-02	2	6.0	76.67
<b>Career</b>	<b>2</b>	<b>6.0</b>	<b>76.67</b>

## MATT LEDOM

Season	Tourneys	Rds.	Score
2009-10	10	29.0	77.93
2010-11	3	9.0	80.89
2011-12	2	6.0	90.17
<b>Career</b>	<b>15</b>	<b>44.0</b>	<b>80.20</b>

## JARRYD LENTZ

Season	Tourneys	Rds.	Score
2007-08	3	8.0	80.88
2008-09	6	16.0	79.25
<b>Career</b>	<b>9</b>	<b>24.0</b>	<b>79.79</b>

## BEN LICKLITER

Season	Tourneys	Rds.	Score
1993-94	8	14.0	78.14
<b>Career</b>	<b>8</b>	<b>14.0</b>	<b>78.14</b>

## RYAN LILLY

Season	Tourneys	Rds.	Score
1997-98	11	29.0	76.55
1998-99	8	20.0	77.05
1999-00	11	30.0	76.80
2000-01	10	26.0	80.54
<b>Career</b>	<b>40</b>	<b>105.0</b>	<b>77.70</b>

## NEIL LYKINS

Season	Tourneys	Rds.	Score
1999-00	2	5.0	81.40
2000-01	13	35.0	74.46
2001-02	11	31.0	73.39
2002-03	11	26.0	76.00
<b>Career</b>	<b>37</b>	<b>97.0</b>	<b>74.89</b>

## NICK LYKINS

Season	Tourneys	Rds.	Score
1996-97	9	22.0	78.45
1997-98	10	27.0	77.67
1998-99	12	30.0	76.37
1999-00	11	29.0	75.38
<b>Career</b>	<b>42</b>	<b>108.0</b>	<b>76.85</b>

## PAUL MARSHALL

Season	Tourneys	Rds.	Score
2005-06	5	8.0	76.38
2006-07	10	22.0	76.18
<b>Career</b>	<b>15</b>	<b>30.0</b>	<b>76.23</b>

## ALL-TIME RECORDS

## SPENCER MELLON

Season	Tourneys	Rds.	Score
2010-11	7	21.0	76.76
2011-12	4	11.0	80.55
2012-13	3	9.0	78.44
Career	14	41.0	78.15

## JUSTIN MEYER

Season	Tourneys	Rds.	Score
2003-04	3	6.5	79.69
2004-05	1	3.0	75.33
Career	4	9.5	78.32

## SCOTT MICKLEWRIGHT

Season	Tourneys	Rds.	Score
2001-02	4	12.0	76.75
Career	4	12.0	76.75

## ADAM MILLSON

Season	Tourneys	Rds.	Score
2012-13	1	3.0	82.33
2013-14	1	3.0	79.67
Career	2	6.0	81.00

## FRANK MORRIS, II

Season	Tourneys	Rds.	Score
2001-02	3	7.0	81.57
2002-03	4	10.0	82.30
Career	7	17.0	82.00

## TOMMY MOSURE

Season	Tourneys	Rds.	Score
2008-09	2	6.0	80.00
2009-10	1	3.0	87.67
2010-11	1	3.0	80.67
Career	4	12.0	82.08

## TRACEY MOUNT

Season	Tourneys	Rds.	Score
1995-96	10	18.0	81.06
Career	10	18.0	81.06

## TRACY MOUNT

Season	Tourneys	Rds.	Score
1996-97	12	29.0	78.62
1997-98	12	32.0	76.88
1998-99	10	24.0	77.08
Career	34	85.0	77.53

## GEOFF NEWMAN

Season	Tourneys	Rds.	Score
2003-04	7	16.5	77.88
2004-05	10	25.0	76.12
2005-06	9	19.0	75.00
2006-07	13	31.0	74.87
Career	39	91.5	75.78

## EMERSON NEWSOME

Season	Tourneys	Rds.	Score
2012-13	10	28	75.18
2013-14	12	35	74.46
2014-15	5	14	75.29
Career	27	77	74.87

## JARED O'KELLEY

Season	Tourneys	Rds.	Score
2013-14	7	32	73.97
2014-15	11	32	74.84
Career	18	64	74.40

## JOHN MICHAEL O'TOOLE

Season	Tourneys	Rds.	Score
2013-14	12	35	74.20
2014-15	12	35	73.63
Career	24	70	73.91

## JACOB PATTERSON

Season	Tourneys	Rds.	Score
2005-06	3	4.0	83.25
2006-07	1	2.0	83.50
Career	4	6.0	83.33

## KYLE PINGER

Season	Tourneys	Rds.	Score
2004-05	4	9.0	77.78
2005-06	5	11.0	79.73
Career	9	20.0	78.85

## NICK PROUD

Season	Tourneys	Rds.	Score
2007-08	2	5.0	81.80
2008-09	8	22.0	79.14
2009-10	1	3.0	76.33
2010-11	2	6.0	80.33
Career	13	36.0	79.47

## BAXTER REEVES

Season	Tourneys	Rds.	Score
2013-14	12	34	73.62
2014-15	12	35	75.69
Career	24	69	74.67

## SONNY RINALA

Season	Tourneys	Rds.	Score
1993-94	6	11.0	79.09
1994-95	10	22.0	78.18
Career	16	33.0	78.48

## SCOT SAPP

Season	Tourneys	Rds.	Score
2014-15	3	8	78.25
Career	3	8	78.25

## BRAD SCHMIDT

Season	Tourneys	Rds.	Score
1997-98	1	3.0	79.67
Career	1	3.0	79.67

## JOE SCHWEITZER

Season	Tourneys	Rds.	Score
1993-94	6	8.0	76.63
1994-95	12	25.0	77.92
Career	18	33.0	77.61

## SCOTT SHAPIRO

Season	Tourneys	Rds.	Score
1999-00	1	3.0	81.67
Career	1	3.0	81.67

## CRAIG SMITH

Season	Tourneys	Rds.	Score
2000-01	12	32.0	78.97
2001-02	11	31.0	78.06
Career	23	63.0	78.52

## SCOTT SMITH

Season	Tourneys	Rds.	Score
1996-97	12	29.0	78.93
1997-98	2	5.0	81.60
Career	14	34.0	79.32

## TIM SWEENEY

Season	Tourneys	Rds.	Score
1993-94	2	3.0	81.33
Career	2	3.0	81.33

## DAVID TEPE

Season	Tourneys	Rds.	Score
2009-10	10	29.0	75.72
2010-11	10	29.0	75.24
2011-12	10	29.0	74.48
2012-13	11	31.0	76.35
Career	41	118.0	75.47

## RYNE TOOLE

Season	Tourneys	Rds.	Score
2008-09	1	3.0	78.67
2009-10	3	8.0	80.25
Career	4	11.0	79.82

## BLAKE TUCKER

Season	Tourneys	Rds.	Score
2006-07	8	19.0	77.00
2007-08	10	27.0	76.41
2008-09	1	3.0	78.00
Career	19	49.0	76.73

## LUKE UNDERHILL

Season	Tourneys	Rds.	Score
2004-05	2	5.0	77.00
2005-06	7	15.0	78.60
2006-07	1	1.0	80.00
Career	10	21.0	78.29

## KANE VOLSKY

Season	Tourneys	Rds.	Score
2007-08	8	20.0	77.30
Career	8	20.0	77.30

## CHRISTIAN VINING

Season	Tourneys	Rds.	Score
2014-15	1	2	78.00
Career	1	2	78.00

## ANDY VON DERAU

Season	Tourneys	Rds.	Score
2001-02	3	8.0	84.13
Career	3	8.0	84.13

## BRENNEN WALSH

Season	Tourneys	Rds.	Score
2013-14	2	6	75.50
2014-15	4	11	74.55
Career	6	17	74.88

## KYLE WARD

Season	Tourneys	Rds.	Score
2003-04	3	7.0	80.86
Career	3	7.0	80.86

## ADAM WARREN

Season	Tourneys	Rds.	Score
1994-95	14	30.0	77.07
1995-96	12	29.0	77.90
1996-97	12	28.0	77.07
Career	38	87.0	77.34

## ALEX WENZEL

Season	Tourneys	Rds.	Score
2005-06	4	7.0	79.43
2006-07	12	28.0	76.93
Career	16	35.0	77.43

## KEVIN WIEDENWEBER

Season	Tourneys	Rds.	Score
1994-95	6	12.0	77.42
1995-96	11	25.0	77.08
Career	17	37.0	77.19

## JESSE WIKIN

Season	Tourneys	Rds.	Score
1995-96	1	3.0	82.33
Career	1	3.0	82.33

## BRAD WILDER

Season	Tourneys	Rds.	Score
1997-98	12	32.0	76.81
1998-99	12	30.0	75.67
1999-00	12	32.0	76.34
2000-01	12	33.0	76.45
Career	48	127.0	76.33

## CHAD WILSON

Season	Tourneys	Rds.	Score
2002-03	10	24.0	78.88
2003-04	2	3.0	85.00
2004-05	2	6.0	80.83
Career	14	33.0	79.79

## JUSTIN WILSON

Season	Tourneys	Rds.	Score
2002-03	7	16.0	79.75
2003-04	4	10.0	81.40
2004-05	6	15.0	77.27
Career	17	41.0	79.24

## MICHAEL WOLF

Season	Tourneys	Rds.	Score
2011-12	7	21	77.57
2012-13	9	27	78.30
2013-14	3	9	78.89
2014-15	1	2	80.00
Career	20	59	78.49

## SHAWN WOOD

Season	Tourneys	Rds.	Score
1993-94	6	11.0	77.18
Career	6	11.0	77.18

## JOE YOUNG

Season	Tourneys	Rds.	Score
2003-04	6	15.0	79.27
2004-05	8	18.0	77.39
2005-06	10	23.0	75.83
2006-07	13	31.0	75.97
Career	37	87.0	76.79