

CINCINNATI

Sports Communications
 One Edwards Center, Suite 1100
 Cincinnati, Ohio 45221-0021
 Phone/Fax: 513-556-5191/513-556-0619
Men's Basketball Contacts:
 Brian Teter <brian.teter@uc.edu>
 Tom Hathaway <tom.hathaway@uc.edu>

www.UCBearcats.com

2005-06 MEN'S BASKETBALL

GAME FACTS

Game 17

UC vs. Syracuse

Date: Saturday, Jan. 14, 2006
Time: 8:00 p.m. EST
Site: Fifth Third Arena (13,176)
 Cincinnati, Ohio

Records:

Cincinnati (25 in AP): 13-3, 2-1 BIG EAST
 Syracuse: 14-2, 2-0 BIG EAST

TV: WXIX-TV 19 (Jeff Piccoro, Anthony Buford)
Radio: WLW-AM 700 (Dan Hoard, Chuck Machock)

Schedule/Results

Date	Opponent	TV	Rank AP/ESPN	Score/Time
Nov. 3	Hillsdale (ex.)		W	99-71
Nov. 12	No. Kentucky (ex.)		W	96-60
Nov. 19	Murray State	WXIX	W-ot	79-75
Nov. 22	Illinois State	WXIX	W	76-59
Nov. 25	Holy Cross		W	77-55
Nov. 29	Dayton	WXIX	L	66-75
Dec. 3	Memphis	ESPN	9/9	L 81-91
Dec. 10	at Vanderbilt	WXIX	W	92-83
Dec. 14	Ohio	WXIX	W	86-58
Dec. 17	Tenn. Tech (1)	WBQC	W	105-62
Dec. 19	Ark.-Monticello (1)	WBQC	W	84-63
Dec. 22	vs. Dayton (2)		W	81-63
Dec. 23	vs. LSU (2)		W	75-72
Dec. 28	vs. Miami (Ohio) (3)	WXIX	W	75-65
Dec. 30	N. Car. A&T	WXIX	W	105-69
Jan. 4	DePaul*	WXIX	W	82-60
Jan. 7	at Marquette*	ERT/WXIX	W	70-66
Jan. 9	at Connecticut*	ESPN	4/4	L 59-70
Jan. 14	Syracuse*	WXIX	-/24	8:00
Jan. 19	at Xavier	ESPN		9:00
Jan. 22	Rutgers*	WXIX		2:00
Jan. 25	at Louisville*	ESPN2	9/10	7:30
Jan. 28	at Georgetown*	ESPN2		12:00
Jan. 31	USF*	WXIX		8:00
Feb. 4	at West Virginia*	ERT/WXIX	24/23	12:00
Feb. 6	Louisville*	ESPN2	9/10	7:00
Feb. 12	at Pittsburgh*	WXIX	22/11	2:00
Feb. 15	at Syracuse*	ESPN2	/24	7:30
Feb. 17	Providence*	WXIX		8:00
Feb. 23	Villanova*	ESPN	3/3	9:00
Feb. 28	at Seton Hall*	WXIX		8:00
Mar. 4	West Virginia*	ESPN	24/23	12:00
Mar. 8-11	BIG EAST Tournament Madison Square Garden, New York, N.Y.			

(1) Las Vegas Holiday Classic, Cincinnati, Ohio

(2) Las Vegas Holiday Classic, Las Vegas, Nevada

(3) U.S. Bank Arena, Cincinnati, Ohio

*BIG EAST Conference Games

All times EST

No. 25 UC Seeks Rebound vs. Syracuse

SETTING THE SCENE: The University of Cincinnati will try to rebound from Monday's loss at No. 4 Connecticut when the Bearcats host Syracuse on Saturday at Fifth Third Arena. Tipoff is 8 p.m. EST. Monday's setback, which ended Cincinnati's 10-game winning streak, was caused in part by the Huskies' size advantage, which they used to score 34 points in the paint in the 70-59 win. The Bearcats, 13-3 overall and 2-1 in the BIG EAST, will face a similarly sized team when they take on Syracuse. The Orange, ranked No. 24 in the ESPN/USA Today coaches poll, are 14-2 overall and 2-0 in the BIG EAST following Wednesday's 88-82 win at Notre Dame, and are riding an 11-game win streak.

STORY LINES:

- Saturday's game will be a battle of two teams trying to climb the Top 25 rankings. Cincinnati is No. 25 in the Associated Press poll, and just outside the ESPN/USA Today rankings at No. 26. Syracuse is No. 24 in the ESPN rankings and is 29th in the AP poll.
- The Bearcats will be without senior Armein Kirkland, who suffered a torn ACL in Monday's loss at No. 4 Connecticut and will miss the remainder of the season.
- Cincinnati, which was out-rebounded by 20 in its loss on Monday at UConn and its front line of 6-11, 6-10 and 6-9, will face a Syracuse front court that measures 6-11, 6-9 and 6-8.
- For the second straight game, the Bearcats will face one of the nation's top shot

CINCINNATI PROBABLE STARTERS

				2005-06 Statistics
F	30	Cedric McGowan	6-6 Jr.	Miami, Fla. 8.8 pts, 7.1 reb, 0.8 ast
F	14	Eric Hicks	6-6 Sr.	Greensboro, N.C. 15.1 pts, 9.1 reb, 3.7 blk
G	21	James White	6-7 Sr.	Washington, D.C. 17.6 pts, 5.4 reb, 2.2 ast
G	3	Devan Downey	5-10 Fr.	Chester, S.C. 13.3 pts, 2.3 reb, 4.0 ast
G	1	Chadd Moore	6-2 Sr.	Huntsville, Ala. 2.6 pts, 1.5 reb, 1.5 ast

SYRACUSE PROBABLE STARTERS

				2005-06 Statistics
F	33	Terrence Roberts	6-9 Jr.	Jersey City, N.J. 11.8 pts, 8.6 reb, 1.8 blk
F	34	Demetrius Nichols	6-8 Jr.	Boston, Mass. 15.3 pts, 6.2 reb, 1.7 ast
C	13	Darryl Watkins	6-11 Jr.	Paterson, N.J. 6.4 pts, 7.3 reb, 3.0 blk
G	3	Gerry McNamara	6-2 Sr.	Scranton, Pa. 17.1 pts, 2.9 reb, 6.4 ast
G	23	Eric Devendorf	6-4 Fr.	Bay City, Mich. 10.5 pts, 2.1 reb, 2.4 ast

THE COACHES

- Andy Kennedy (UAB '91)
At Cincinnati: 13-3, 1st year
Overall: 13-3, 1st year
- Jim Boeheim (Syracuse '66)
At Syracuse: .. 717-243, 30th year
Overall: 717-243, 30th year

SERIES

First meeting.

COMPARATIVE STATISTICS

	CINCINNATI		SYRACUSE	
	Avg.	NCAA	Avg.	NCAA
Points Scored:	80.8	21st	76.6	67th
Points Allowed:	67.9	162nd	62.9	44th
FG Percentage:	.452	121st	.445	137th
FG Pct. Defense:	.397	40th	.372	4th
3-FG Percentage:	.334	211th	.353	157th
3-FG Pct. Defense:	.353		.318	
FT Percentage:	.786	3rd	.658	243rd
Opp. FT Pct.:	.679		.651	
Reb./Margin:	37.4/-0.7	208th	40.8/+3.3	92nd
Assists:	13.9	163rd	16.9	39th
Steals:	7.7	126th	10.6	11th
Blocks:	6.4	13th	7.4	5th
Turnovers/Mar.:	11.9/+4.5	11th	15.3/+2.8	203rd

LAST GAME		(4) Connecticut	70								
		(25) Cincinnati	59								
Jan. 9, 2006		Hartford, CT									
Final: Eric Hicks' double-double was not enough as Cincinnati fell to No. 4 Connecticut, 70-59.											
Defining Moment: UConn gained control with a 12-2 scoring run midway through the second half.											
Key Stat: The Huskies out-rebounded UC, 52-32.											
Performance Leaders: Hicks 14 points, 11 rebounds, 7 blocks; James White 18 points, 6 rebounds, 4 assists; Armein Kirkland 14 points in 12 minutes.											
CINCINNATI	min	fg-a	3fg-a	ft-a	reb	ast	to	bk	st	pf	pts
Eric Hicks	36	6-15	1-1	1-1	11	1	2	7	0	2	14
Cedric McGowan ...	31	2-7	0-2	2-2	4	0	2	0	3	3	6
Armein Kirkland	12	4-8	3-5	3-4	2	0	2	0	1	1	14
James White	35	6-12	2-4	4-4	6	4	1	1	0	4	18
Devan Downey	35	3-8	0-1	1-3	2	2	1	0	1	2	7
Chadd Moore	26	0-0	0-0	0-0	1	3	2	0	0	3	0
Demonic Tilford	1	0-0	0-0	0-0	0	0	1	0	1	0	0
Jihad Muhammad ..	17	0-9	0-5	0-0	3	2	2	0	1	2	0
Ronald Allen	7	0-0	0-0	0-0	0	0	0	0	0	2	0
Team					3						
Totals	200	21-59	6-18	11-14	32	12	13	8	7	19	59
		.356	.333	.786							
CONNECTICUT	min	fg-a	3fg-a	ft-a	reb	ast	to	bk	st	pf	pts
Josh Boone	18	3-9	0-0	1-1	7	0	1	1	0	3	7
Rudy Gay	28	4-11	2-3	1-2	9	4	3	2	2	2	11
Hilton Armstrong ...	33	7-10	0-0	0-0	10	0	1	6	1	1	14
Craig Austrie	16	2-3	0-0	0-0	3	5	1	0	1	1	4
Denham Brown	22	2-7	0-3	7-9	6	0	5	0	1	2	11
Marcus Johnson	6	0-0	0-0	0-0	0	0	1	1	2	0	0
Jeff Adrien	25	2-4	0-0	3-4	2	0	0	0	0	1	7
Marcus Williams	28	3-8	1-1	4-4	6	7	2	0	1	2	11
Rashad Anderson ..	24	2-15	1-8	0-0	5	0	1	0	1	5	
Team					4		1				
Totals	200	25-67	4-15	16-20	52	16	14	11	8	14	70
		.373	.267	.800							
Halftime: Connecticut 37, Cincinnati 33. Dead Ball Rebounds: Cincinnati 2, Connecticut 1. Technical: Connecticut bench. Officials: Jim Burr, Pat Driscoll, Karl Hess. Attendance: 16,294.											

blocking teams. Syracuse was ranked No. 5 in the most recent NCAA statistics (Monday's foe Connecticut was No. 2) and averages 7.4 rejections per game. Cincinnati is No. 13 nationally (6.4), with Eric Hicks ranked fifth individually (3.7).

- Eric Hicks is approaching his 1,000th career point. The 6-6 senior enters Saturday's game with 961 points.
- For the second straight game, the Bearcats will be facing a Hall of Fame coach. Both Connecticut's Jim Calhoun and Syracuse's Jim Boeheim were inducted into the Basketball Hall of Fame last summer.

CINCINNATI VS. SYRACUSE: Saturday's game will be the first-ever meeting between Cincinnati and Syracuse in men's basketball.

PLAY IT AGAIN: Syracuse is one of three "mirror opponents" in the BIG EAST Conference that Cincinnati will play twice this season. The Bearcats will visit the Carrier Dome on Feb. 15. In the current BIG EAST scheduling format, each team plays 13 of the 15 possible league opponents once and has three opponents that it plays twice on a home-and-home basis. UC's other mirror foes are No. 10 Louisville and No. 16 West Virginia.

BEARCATS MOVE INTO TOP 25: Cincinnati made its first appearance of the season in the Top 25 with a No. 25 ranking in this week's Associated Press poll. It is the 176th time in the last 244 polls that the Bearcats have been ranked.

COMPUTERS LIKE THE CATS: The Bearcats have been a Top 20 team most of the season in the computer ratings. UC was ranked No. 11 in the Sagarin Index and No. 15 in the RPI following Tuesday's games.

BEARCATS STRONG IN 5/3 ARENA: Cincinnati is in its 17th season in Fifth Third Arena at Shoemaker Center, and has compiled a 228-31 record, a .880 winning percentage.

TICKET UPDATE: Saturday's home game vs. Syracuse, along with the Feb. 6 contest vs. rival Louisville, are sold out. The only opportunity for the general public to purchase tickets for these games would occur if the UC students do not pick up all of their allotment of tickets. Tickets for the remaining home games can be purchased on-line at www.UCBearcats.com, by phone (513-556-CATS) using a major credit card, or in person at the UC Athletic Ticket Office at One Edwards Center, from 9 a.m. to 5 p.m. Monday through Friday.

NOTES FROM THE CONNECTICUT GAME:

- Eric Hicks notched his fourth straight double-double with 14 points and 11 rebounds, the sixth of the season and the 19th of his career. He topped the 700 plateau in career rebounding, now with 704. He also surpassed the 200 mark in blocked shots and now has 202.
- Hicks extended his streak of games with at least one blocked shot to 15. He has rejected 47 shots over his last 10 games and has 24 blocks over his last six contests.
- Armein Kirkland reached double figures in scoring for the sixth time in the last nine games.
- James White scored his 1,000th career point and finished the game with 1,114. The Florida transfer has scored 832 as a Bearcat.

HICKS IS HOT: Eric Hicks is one of the hottest players in the BIG EAST Conference. The 6-6 senior is averaging a double-double over his last six games (18.7 points, 10.8 rebounds). Last week Hicks averaged 21.0 points, 13.5 rebounds and 5.5 blocks in a pair of victories to earn BIG EAST co-Player of the Week honors. A highlight of his recent performance was a triple double, consisting of 22 points, 12 rebounds and a school record-tying 10 blocked shots in a victory

over Marquette (1/7/06). It was the 15th triple-double in UC history. Oscar Robertson had 10, Kenyon Martin two and Rick Roberson and Kenny Satterfield one each. Hicks has topped the 20-point mark in four of his last six contests.

HICKS HAVING A BLOCK-FEST: Eric Hicks, who blocked a school record-tying 10 shots in the Jan. 7 win over Marquette, has blocked 47 shots in his last 10 games, and 25 shots over his last four contests. He enters Saturday's game with a streak of 15 games with at least one block, and a rejection in 46 of his last 48 games. The 6-6 senior was ranked fifth nationally in blocks prior to his 10-block performance. Hicks has moved into third place at Cincinnati in career blocks with 202, trailing Kenyon Martin (292) and Jason Maxiell (254).

DOWNEY NOT PLAYING LIKE A FRESHMAN: Devan Downey is attracting attention for Freshman of the Year honors, primarily because he is not playing like one. The Bearcats' 5-10 point guard, has had the following noteworthy performances:

- On Dec. 10, Downey keyed UC's 92-83 win over Vanderbilt by scoring 18 points, 16 in the second half, and recording four steals and a pair of assists, earning BIG EAST Conference Rookie of the Week honors.
- On Dec. 14 vs. Ohio, Downey scored a career-high 24 points—a Bearcat high for the 2005-06 season—shooting 10-of-16 from the field, and had five assists and four steals.
- On Dec. 17 vs. Tennessee Tech, he recorded 16 points and nine assists while posting a career-high seven rebounds.
- On Dec. 22 vs. Dayton, he recorded a game-high 21 points and three assists.
- On Dec. 23 vs. LSU, he recorded eight assists and 11 points.
- On Dec. 28 vs. Miami, he tallied 19 points, on 4-of-7 shooting.
- On Dec. 30 vs. North Carolina A&T, he passed for a career-high 11 assists and scored 13 points for his first career double-double.
- Downey averaged 14.7 points, 5.1 assists and 2.1 steals during UC's recent 10-game winning streak.
- Downey is UC's third-leading scorer, averaging 13.3 points. He leads the Bearcats in assists (4.0) and steals (2.1).

WHITE'S SCORING CONSISTENT: James White not only leads Cincinnati in scoring with his 17.6 average, but he is tops in scoring consistency. The 6-7 senior has recorded game highs of 23 and 21 points and has had lows of 10, 12, 15 and a pair of 17-point performances in four others. In the remaining nine games, he has tallied 18 points five times and 19 points four times. White has scored in double digits in all 16 games this season while shooting .505 from the field. The production is a significant boost for White, who averaged 10.2 points last season and entered the campaign with an 8.1 career scoring average.

KENNEDY HAS SECOND-BEST START: Andy Kennedy has the second-best start of any first-year Cincinnati head coach. The Bearcats' 13-3 record is the second-best, after 16 games, to the 14-2 mark UC recorded in 1965-66 in Tay Baker's debut.

OTHER BEARCAT BITS:

- Prior to Monday's game vs. Connecticut, in which Cincinnati was out-rebounded, 52-32, the Bearcats had been a dominant team on the boards. UC averaged 45.0 rebounds over the previous three games and out-rebounded its previous three foes by an average margin of +9.7.
- Cincinnati set a school record with 18 blocked shots in the Jan. 7 win at

	Year	19 Games	Final
Tay Baker	1965-66	14-2	21-7
Andy Kennedy	2005-06	13-3	??
Ed Jucker	1960-61	13-3	27-3
Bob Huggins	1989-90	10-6	20-12
Gale Catlett	1972-73	9-7	17-9
John Wiethe	1946-47	11-5	17-9
Ed Badger	1978-79	8-8	13-14
George Smith	1952-53	5-11	11-13
Tony Yates	1983-84	2-15	3-25

BASKETBALL POLLS

Jan. 9

Associated Press

	Record	Pts
1. Duke (72)	14-0	1800
2. Florida	14-0	1702
3. Villanova	10-1	1578
4. Connecticut	12-1	1575
5. Memphis	13-2	1486
6. Gonzaga	11-3	1382
7. Illinois	15-1	1365
8. Texas	12-2	1209
9. Indiana	10-2	1076
10. Louisville	12-2	1065
11. UCLA	13-2	963
12. Pittsburgh	12-0	868
13. Washington	12-2	772
14. Michigan St.	12-4	706
15. Boston College	11-3	668
16. West Virginia	10-3	649
17. Geo. Wash.	10-1	588
18. N.C. State	12-2	549
19. Ohio State	11-1	533
20. North Carolina	9-2	529
21. Wisconsin	12-2	494
22. Oklahoma	9-3	425
23. Maryland	11-3	360
24. Arizona	10-4	243
25. Cincinnati	13-2	159

Also Receiving Votes:
Syracuse 100, Marquette 2

ESPN/USA Today

	Record	Pts
1. Duke (31)	14-0	775
2. Florida	14-0	739
3. Villanova	10-1	672
4. Connecticut	12-1	662
5. Memphis	13-2	653
6. Illinois	15-1	604
7. Gonzaga	11-3	556
8. Indiana	10-2	499
9. Texas	12-2	490
10. Louisville	12-2	463
11. Pittsburgh	12-0	404
12. UCLA	13-2	396
13. Washington	12-2	356
14. Boston College	11-3	309
15. Michigan St.	12-4	287
16. Ohio State	11-1	275
17. Wisconsin	12-2	256
18. N.C. State	12-2	251
19. Geo. Wash.	10-1	218
20. North Carolina	9-2	192
21. Maryland	11-3	174
22. Oklahoma	9-3	173
23. West Virginia	10-3	131
24. Syracuse	13-2	96
25. Arizona	10-4	77

Also Receiving Votes:
Cincinnati 58, Notre Dame 5

Cincinnati's Weekly Rankings

Date	AP	ESPN	Date	AP	ESPN
Preseason	46th	—	Jan. 9	25th	26th
Nov. 15	—	—			
Nov. 21	—	—			
Nov. 28	53rd	37th			
Dec. 5	—	—			
Dec. 12	—	—			
Dec. 19	38th	46th			
Dec. 26	36th	43rd			
Jan. 2	30th	35th			

Cincinnati Projected Starters

30 Cedric McGowan • team's second-leading rebounder (7.1) • 9.3 rebounds last 3 games • career-high 20 rebounds—most by a Bearcat in 8 seasons—and 13 points vs. DePaul, first career double-double • career-high 13 points vs. Dayton (11/29) • honorable mention JUCO All-American honors in 2004-05 at Kilgore College

Career Highs 13 points • 20 rebounds • 2 assists • 3 steals

14 Eric Hicks • All-BIG EAST candidate • leads team in rebounding (9.1), blocks (3.7) and FG% (.516) • second-leading scorer (15.1) • 25 blocks in last 4 games • 20.0 points, 12.0 rebounds, 6.3 blocks .593 FG% last 4 games • triple-double 22 points, 12 rebounds, 10 blocks vs. Marquette • career-high 24 points, 7 blocks, 10 rebounds vs. N.C. A&T • 19 career double-doubles • has a block in 46 of last 48 games, including 15 straight

Career Highs 24 points • 17 rebounds • 10 blocks • 3 steals

21 James White • All-BIG EAST candidate • top scorer (17.6) • .505 FG%, .875 FT% • double-digit scoring in all 16 games • season-high 23 points vs. N.C. A&T • 19 points, 8 in final 2:27 to rally UC in win over LSU • 18 points, 7-9 FG shooting vs. Vanderbilt • 21 points, 5 in the final 46 seconds to send the game into OT vs. Murray State • career-high 25 points vs. Houston in 2004-05 • career-high 11 rebounds vs. Memphis in 2004-05

Career Highs 25 points • 11 rebounds • 9 assists • 4 steals

1 Chadd Moore • defensive specialist • 4 steals vs. DePaul • Comeback Player of the Year candidate who quit basketball due to chronic back problems last year • 9 points in his season debut vs. Vanderbilt • missed first 5 games for participation in a summer league while on medical hardship • 5 starts in 2004-05

Career Highs 15 points • 5 rebounds • 10 assists • 4 steals

3 Devan Downey • National Freshman of the Year candidate • 14.7 points, 5.1 assists in 10-game win streak • 5.3 assists last 4 games • career-high 11 assists, first double-double with 13 points vs. N.C. A&T • two-time BIG EAST Rookie of the Week • 16 points, 9 assists, career-high 7 rebounds vs. Tenn. Tech • career-high 24 points vs. Ohio • leader in assists (4.1) and steals (2.1)

Career Highs 24 points • 7 rebounds • 11 assists • 5 steals

The Graduates:

With three of the four seniors on the 2004-05 team earning their degrees, Cincinnati's graduation rate in men's basketball continues to rise.

- 11 of the 18 departing seniors over the past four seasons have earned their degrees.
- 27 of the players who completed their eligibility since 1990 have earned their degrees.
- Cincinnati had a 100 percent graduation rate in men's basketball on the 2002 NCAA Division I Graduation Rates Report, for the class which entered in 1995-96.
- Cincinnati won the Conference USA Sport Academic Award in men's basketball in 2001-02 for having the highest team grade point average in that sport.

Bearcat Bench

2 Domonic Tilford • 5-11 Fr. F-G • 2.9 points • career-high 3 assists vs. N.C. A&T • 8 points, 3-3 FG in UC debut vs. Murray State • Kentucky high school Player of the Year and first team all-state selection • averaged 20.6 pts, 4.1 asts

8 pts • 1 reb • 3 asts • 1 stls

13 Jihad Muhammad • 5-11 Sr. G • Bearcats' version of "Instant Offense" • 10.0 points last 3 games • season-high 20 points vs. DePaul • 15 points, 4 rebounds, 4 assists vs. Miami (Ohio) • 17 points, 3-of-5 3-point FGs vs. Memphis • career-high 24 points, 6-of-9 3-point FGs vs. Tulane in 2004-05 • career-high 7 assists vs. East Carolina • 23 points, including game-tying 4-point play, vs. Northern Iowa • JC All-American in 2003-04 at San Jacinto JC

24 pts • 7 reb • 7 ast • 3 stls

23 Ronald Allen • 6-9 Jr. F-C • top sub to the front line • tied career high with 11 points vs. N.C. A&T • 3 points, 5 rebounds vs. Dayton on Dec. 22 • 11 points, five rebounds vs. Holy Cross • joined UC after Hurricane Katrina closed Xavier (La.) and forced him to flee New Orleans • overcame injury to average 4.9 pts, 2.6 reb last year

11 pts • 5 reb • 1 ast • 1 blks

10 Pat Watt • 5-10 Fr. G • joined team as a walk-on • first team all-state selection in football • earned all-league honors in football and basketball at Moeller High

0 pts • 1 reb • 1 ast • 1 stls

20 Branden Miller • 6-4 Fr. G • joined team as a walk-on • scored a point vs. N.C. A&T • tallied first points vs. Tenn. Tech • conference player of the year at Indian Hill High • earned third team all-state honors in soccer

2 pts • 1 reb • 1 ast • 1 stls

13 Armein Kirkland • 6-8 Sr. F-G • out for season with torn ACL in loss to UConn • scored in double figures in 6 of last 9 games • 14 points, 7 in key comeback run vs. Marquette • season-high 15 points, 5 assists vs. Vanderbilt • 10.3 pts, 4.3 reb in 2004-05 • 16 points in Memphis win • career-high 23 points vs. Dayton • career-high 8 assists vs. Wake Forest

23 pts • 9 reb • 8 ast • 3 stls

BEARCAT STARTING LINEUPS

Opponent	WL	Forward	Forward	Forward	Guard	Guard	Lineup No.	Record
Murray State	W	Hicks	McGowan	Kirkland	White	Muhammad	1	1-0
Illinois State	W	Hicks	McGowan	Kirkland	White	Muhammad	1	2-0
Holy Cross	W	Hicks	McGowan	Kirkland	White	Downey	2	1-0
Dayton	L	Hicks	McGowan	Kirkland	White	Downey	2	1-1
Memphis	L	Hicks	McGowan	Kirkland	White	Downey	2	1-2
at Vanderbilt	W	Hicks	McGowan	Kirkland	White	Downey	2	2-2
Ohio	W	Hicks	McGowan	Kirkland	White	Downey	2	3-2
Tenn. Tech	W	Hicks	McGowan	White	Moore	Downey	3	1-0
Ark.-Monticello	W	Hicks	McGowan	Kirkland	White	Downey	2	4-2
Dayton	W	Hicks	McGowan	Kirkland	White	Downey	2	5-2
LSU	W	Hicks	McGowan	Kirkland	White	Downey	2	6-2
Miami (Ohio)	W	Hicks	McGowan	Kirkland	White	Downey	2	7-2
N. C. A&T	W	Hicks	McGowan	Kirkland	White	Downey	2	8-2
DePaul	W	Hicks	McGowan	Kirkland	White	Downey	2	9-2
Marquette	W	Hicks	McGowan	Kirkland	White	Downey	2	10-2
Connecticut	L	Hicks	McGowan	Kirkland	White	Downey	2	10-3

Marquette, topping the old mark of 15 set by the 1999-00 team vs. Iowa State. Eric Hicks tied a UC record with 10 blocks and James White had a career-best four rejections.

- Since surrendering a season-high .528 field goal percentage to LSU on Dec. 23, Cincinnati has held its last five foes to .380 shooting.
- Cincinnati has held eight opponents under the .400 mark in field goal percentage, including two under 33 percent. UC has posted sub-.400 defensive field goal percentages in six of the last eight seasons.
- The Bearcats have scored 80 or more points in eight games this season, topping the 100-point mark twice. UC tallied 105 points vs. Tennessee Tech on Dec. 17, then matched that with 105 points vs. North Carolina A&T on Dec. 30.
- UC shot a season-high .563 vs. Tennessee Tech on Dec. 17 and a .552 effort vs. North Carolina A&T on Dec. 30.
- Cincinnati has had at least five double-figure scorers in five of the last eight games, and seven times during the course of the season. Six Bearcats reached double figures in scoring in the Dec. 30 win over North Carolina A&T.
- UC recorded a season-high 25 assists vs. North Carolina A&T on Dec. 30.
- In their 10-game winning streak, the Bearcats averaged 85.5 points, posted an average victory margin of 19.4 points and shot .483 from the field.
- The Bearcats set season highs for rebounds (53) and rebounding margin (+18) in the Jan. 4 game vs. DePaul, while committing a season-low six turnovers.

FOUL PLAY: Cincinnati has shot .786 at the foul line this season, and has moved up to No. 3 in the national rankings. James White leads UC's free throw marksmen with his .875 percentage. Devan Downey is shooting .831. Even Eric Hicks is getting into the act. A .569 career foul shooter, Hicks has shot .721 this season. UC has made almost as many free throws (283) as its opponents have attempted (299).

DOWNEY TAKES BIG EAST ROOKIE HONORS: Devan Downey earned the BIG EAST Conference Rookie of the Week in back-to-back weeks. Downey captured the award for the second straight week after averaging 20.0 points, 7.0 assists and 3.5 steals in UC's wins over Ohio (12/14/05) and Tennessee Tech (12/17/05). The 5-10 freshman from Chester, S.C. scored a career high 24 points and matched a personal best with four steals vs. Ohio, and tallied 16 points and recorded career highs of nine assists and seven rebounds vs. Tennessee Tech. He was chosen after keying the Dec. 10 win over Vanderbilt with 18 points and four steals.

BEARCAT RECORDS WHEN...

Home games	8-2
Away games	2-1
Neutral site games	3-0
BIG East games	2-1
vs. Top 25 teams	0-2
vs. RPI Top 100 teams	7-3
Overtime games	1-0
Lead at halftime	11-0
Trail at halftime	2-3
Tied at halftime	0-0
Lead with 10:00 remaining	11-0
Trail with 10:00 remaining	2-3
Lead with 5:00 remaining	11-0
Trail with 5:00 remaining	2-3
Tied with 5:00 remaining	0-0
Lead with 2:00 remaining	11-0
Trail with 2:00 remaining	2-3
Shoot better from the field	10-0
Shoot worse from the field	3-3
Shoot 50% or better	3-0
Shoot below 50%	10-3
Opp. shoots 50% or better	1-0
Opp. shoots below 50%	12-3
Opp. shoots below 40%	8-1
Make 7 or fewer 3-point FGs	8-2
Make more than 7 3-point FGs	5-1
Shoot more FTs than opp.	9-0
Out-rebound the opponent	7-0
Opponent out-rebounds UC	5-2
Commit fewer turnovers	12-2
Commit the same or more TOs	0-0
Commit 12 or fewer turnovers	7-1
Outscore opponents' bench	6-0
1-3 point games	1-0
4-5 point games	2-0
6-10 point games	1-2
11-19 point games	4-1
20-plus point games	5-0
Score 59 or fewer points	0-1
Score 60-69 points	0-1
Score over 70 points	13-1
Hold opp. to 50 or fewer points	0-0
Hold opp. to 51-60 points	4-0
Hold opp. to 61-70 points	6-0
Opp. scores 70-plus points	3-2
Largest opening run	8-0
Largest scoring run	15-0
Largest first half lead	26
Largest first half deficit	12
Largest second half lead	44
Largest second half deficit	13
Largest deficit overcome to win	12

COMPARATIVE STATISTICS

	Wins	Losses	Home	Away
Offense	83.6	68.7	84.1	75.3
Defense	65.3	78.7	66.7	69.8
Offense FG %	.470	.372	.457	.442
Defense FG %	.390	.426	.383	.421
3-Pt. FG %	.340	.281	.328	.346
Opp. 3-Pt. FG %	.347	.417	.356	.348
FT %	.790	.769	.766	.822
Opp. FT %	.660	.750	.694	.659
Reb. Margin	+1.1	-8.7	+3.1	-7.2
Turnover Mar.	+6.6	+0.3	+5.2	+4.5

MORE LEAGUE HONORS: Seniors James White and Eric Hicks have also been recognized by the BIG EAST this season. White was named to the weekly honor roll twice (Dec. 19, Dec. 26), while Hicks, who is this week's co-Player of the Week, won honor roll honors on Dec. 5 and Jan. 2.

STREAK BUSTERS: Cincinnati ended modest win streaks of three opponents. UC stopped Vanderbilt's unbeaten start at five games with a 92-83 win over the Commodores on Dec. 10. The Bearcats also snapped Vandy's 28-game home non-conference win streak. UC halted Ohio's 4-0 start with an 86-58 win on Dec. 14. On Dec. 17, UC ended Tennessee Tech's six-game win streak with a 105-62 victory. UC's win at Marquette on Jan. 7 snapped MU's home winning streak at seven and overall win streak at five.

BLOUNT RETURNS: Corie Blount, the starting center on the University of Cincinnati basketball teams which reached the NCAA Final Four in 1992 and Elite Eight in 1993, returned to the Bearcat bench as interim assistant coach in early December. A first round draft pick by the Chicago Bulls following his UC career, Blount is an 11-year veteran of the National Basketball Association. Blount averaged 9.4 points, 7.0 rebounds and 1.5 blocked shots during his two seasons as a Bearcat.

CONFERENCE DEBUTS GOOD FOR UC: The Bearcats can expect to enjoy success in their inaugural season in the BIG EAST, if the past is any precursor. Every time Cincinnati has begun play in a new conference, it has claimed the championship. UC captured the Buckeye Athletic Association title in 1925-26, the Mid-American Conference championship in 1946-47, the Missouri Valley Conference crown in 1957-58, the Metro Conference Tournament championship in 1975-76, the regular season and tournament titles in the Great Midwest Conference in 1991-92, and the regular season and tourney championships of Conference USA in 1995-96.

BEARCATS NO. 1 AMONG CONFERENCE RULERS: Cincinnati shares with

2005-06 Cincinnati Roster

Numerical

No.	Name	Pos	Ht.	Wt.	Class	Exp	Hometown (High School/JC)
1	Chadd Moore	G	6-2	175	Sr.	3L	Huntsville, Ala. (Oak Hill (Va.) Acad.)
2	Domonic Tilford	G	5-11	170	Fr.	HS	Louisville, Ky. (Jeffersontown)
3	Devan Downey	G	5-10	175	Fr.	HS	Chester, S.C. (Chester)
10	Pat Watt	G	5-10	190	Fr.	HS	Cincinnati, Ohio (Moeller)
13	Jihad Muhammad	G	5-11	175	Sr.	1L	Plainfield, N.J. (Plainfield/San Jacinto)
14	Eric Hicks	F	6-6	245	Sr.	3L	Greensboro, N.C. (Dudley)
20	Branden Miller	G	6-4	180	Fr.	HS	Cincinnati, Ohio (Indian Hill)
21	James White	G-F	6-7	200	Sr.	2L	Washington, D.C. (Hargrave Acad./trans.-Florida)
23	Ronald Allen	F-C	6-9	225	Jr.	Tr	Los Angeles, Calif. (Artesia/L.A. College/tr-Xavier La.)
30	Cedric McGowan	F	6-6	230	Jr.	JC	Miami, Fla. (Northwestern/Kilgore)
33	Armein Kirkland	F-G	6-8	205	Sr.	3L	Tyler, Texas (Lee)

KEY: 1L—one letter, 2L—two letters, etc.; JC—junior college; HS—high school; TR—transfer; 1sq—one year on squad.

Pronunciation

Devan Downey	DEH-vun
Armein Kirkland	ahr-MEEN
Cedric McGowan	SED-rick mah-GOW-uhn
Jihad Muhammad	ja-HOD ma-HA-mud
Domonic Tilford	DAH-mohn-ick TILL-ford

Valparaiso the distinction of having won the most conference regular season championships over the last 11 seasons. The Bearcats have been regular season champions nine times in the past 11 seasons, eight in Conference USA and once in the Great Midwest Conference.

NINTH-WINNINGEST PROGRAM:

Entering the 2005-06 season, Cincinnati has been college basketball's ninth-winningest program since the turn of the century. Over the past six years, the Bearcats have compiled a 152-45 record for a .772 percentage.

- Cincinnati's 152 wins are the ninth-most among Division I teams.
- Cincinnati has won 25 or more

games nine of the last 10 seasons.

- The Bearcats have won a conference regular season and/or tournament title in 12 of the past 14 seasons, and six times during this period have claimed both during the same season.
- UC's 14 straight NCAA Tournament appearances is the third-longest active streak in Division I, trailing only Arizona (21) and Kansas (17).

LOOKING AHEAD: Cincinnati will take a break from BIG EAST Conference play to face Xavier in the Skyline Chili Crosstown Shootout on Jan. 19 at XU's Cintas Center. The 9 p.m. EST game will be televised on ESPN. UC returns to Fifth Third Arena to host Rutgers on Sunday, Jan. 22 in a 2 p.m. EST contest.

SIX BEARCATS IN THE NBA: Six former Bearcats were on the rosters of NBA teams when the season opened.

	Last UC Yr.	Draft Pos.	NBA Season	Team
Danny Fortson	1997	10	9th	Seattle Sonics
DerMarr Johnson	2000	6	5th	Denver Nuggets
Kenyon Martin	2000	1	6th	Denver Nuggets
Jason Maxiell	2005	26	1st	Detroit Pistons
Ruben Patterson	1998	31	8th	Portland Trail Blazers
Nick Van Exel	1993	37	15th	San Antonio Spurs

PRESEASON NO. 1 Cincinnati Hillsdale 99 71

Nov. 3, 2005 Cincinnati, OH

Final: Six Bearcats scored in double figures as Cincinnati rolled to a 99-71 exhibition game victory over Hillsdale.

Defining Moment: UC outscored Hillsdale, 13-6, in the final 3:53 of the first half.

Key Stats: Cincinnati shot .524 from the field.

Performance Leaders: Eric Hicks 15 points, 8 rebounds; Jihad Muhammad 15 points; James White 15 points.

HILLSDALE	min	fg-a	3fg-a	ft-a	reb	ast	to	bk	st	pf	pts
John Farr	25	2-5	1-1	0-0	3	0	2	1	1	3	4
Tim Homan	29	6-16	3-10	3-3	5	2	1	0	1	1	18
John Hamood	32	1-4	1-3	0-1	7	4	4	0	1	1	3
Drew Powell	20	1-5	0-1	0-0	2	1	4	0	1	2	2
Cory Coe	30	6-12	4-8	1-2	3	3	3	0	1	4	17
Felix Fanning	2	0-0	0-0	0-0	0	0	2	0	0	0	0
Evan Steward	3	0-0	0-0	0-0	1	0	0	0	0	0	0
Jason Moore	11	2-3	1-1	0-0	2	0	0	0	0	0	5
Michael Applegate	0+	0-0	0-0	0-0	0	1	0	0	0	0	0
Travis Worst	15	2-8	0-2	0-1	3	0	2	0	0	2	4
Tony Gugion	17	1-7	0-1	3-4	9	0	0	0	0	2	5
Jason Weaver	14	5-6	1-1	1-2	1	1	1	0	0	3	12
Jesse Richards	2	0-0	0-0	0-0	1	1	0	0	0	0	0
Team					1	1					
Totals	200	26-66	11-28	8-13	37	14	21	2	4	19	71
		.394	.393	.615							

CINCINNATI	min	fg-a	3fg-a	ft-a	reb	ast	to	bk	st	pf	pts
Eric Hicks	20	6-8	1-2	2-5	8	0	1	2	0	2	15
Cedric McGowan	27	2-4	0-0	0-0	2	0	1	0	0	1	4
Armein Kirkland	21	3-9	2-3	2-2	6	4	3	1	0	2	10
Jihad Muhammad	23	5-8	5-7	0-0	1	4	0	0	0	0	15
James White	25	5-7	1-2	4-6	3	1	2	2	2	2	15
Chadd Moore	13	5-6	3-4	0-0	1	0	1	0	1	1	13
Dominic Tilford	8	1-5	0-2	4-5	0	0	1	0	0	2	6
Devan Downey	17	2-6	0-1	1-2	4	2	0	0	1	1	5
Pat Watt	4	0-0	0-0	0-0	0	0	0	0	0	1	0
Branden Miller	4	0-0	0-0	1-2	0	0	0	0	0	0	1
Ronald Allen	12	1-1	0-0	2-2	5	1	1	0	0	2	4
DeAndre Coleman	18	3-7	2-6	3-4	5	0	0	0	0	2	11
Ryan Patzwald	8	0-2	0-2	0-0	0	1	0	0	0	0	0
Team					1						
Totals	200	33-63	14-29	19-28	36	18	11	5	8	15	99
		.524	.483	.679							

Halftime: Cincinnati 49, Hillsdale 40. **Dead Ball Rebounds:** Cincinnati 6, Hillsdale 0. **Technical:** None. **Officials:** Ted Hillary, Curtis Shaw, Ron Tyburski. **Attendance:** 6,163.

GAME 1 Cincinnati Murray State 79 75

Nov. 19, 2005 Cincinnati, OH

Final: James White scored five points in the final 46 seconds to send the game into overtime to lead Cincinnati to a 79-75 win over Murray State.

Defining Moment: White turned in a three-point play with 46 seconds remaining, then made a steal and drove for the game-tying dunk with six seconds left.

Key Stat: Cincinnati outscored Murray State at the foul line, 22-12.

Performance Leaders: White 21 points, 5 rebounds; Eric Hicks 18 points, 10 rebounds; Cedric McGowan 9 points, 10 rebounds.

MURRAY STATE	min	fg-a	3fg-a	ft-a	reb	ast	to	bk	st	pf	pts
Shawn Witherspoon	36	5-13	2-7	0-0	12	4	3	0	0	3	12
Justin Orr	43	6-11	1-5	0-0	3	3	1	0	1	13	
Pearson Griffith	23	2-10	0-0	1-2	5	0	2	5	1	5	5
Trey Pearson	37	4-12	2-5	8-8	7	0	1	0	4	3	8
Keith Jenifer	32	2-6	1-1	0-0	4	3	0	1	3	5	
Tyler Holloway	3	1-2	0-0	0-0	0	0	0	0	0	0	0
Darnell Hopkins	18	1-3	0-2	0-0	3	2	3	0	0	1	2
Rob Kennedy	6	3-4	1-1	0-0	1	0	0	0	0	2	7
Issian Redding	12	1-5	1-3	0-0	3	1	0	0	0	2	3
Charles Johnson	15	2-4	0-0	3-3	2	1	1	0	0	2	7
Team					1	1					
Totals	225	27-70	9-26	12-13	41	14	15	6	6	22	75
		.386	.346	.923							

CINCINNATI	min	fg-a	3fg-a	ft-a	reb	ast	to	bk	st	pf	pts
Eric Hicks	42	6-15	0-1	6-7	10	1	1	0	0	2	18
Cedric McGowan	32	4-8	0-1	1-2	10	2	0	0	0	3	9
Armein Kirkland	35	1-9	1-6	2-2	3	0	1	0	0	1	5
Jihad Muhammad	36	3-6	2-4	0-0	3	3	0	1	3	8	
James White	44	7-21	0-5	7-7	5	3	4	0	2	3	21
Dominic Tilford	8	3-3	1-1	1-2	1	1	1	0	0	1	8
Devan Downey	15	1-2	0-0	2-4	1	3	1	0	0	4	4
Ronald Allen	2	0-1	0-0	2-2	1	0	0	0	0	0	2
DeAndre Coleman	11	1-1	1-1	1-2	1	1	0	0	0	0	4
Team					8						
Totals	225	26-66	5-19	22-28	43	14	11	0	3	17	79
		.394	.263	.786							

Halftime: Cincinnati 35, Murray St. 33. **Regulation:** Cincinnati 70, Murray St. 70. **Dead Ball Rebounds:** Cincinnati 4, Murray State 2. **Technical:** None. **Officials:** Frank Scagliotta, Jeff Clark, John Gaffney. **Attendance:** 8,088.

GAME 3 Cincinnati Holy Cross 77 55

Nov. 25, 2005 Cincinnati, OH

Final: Cincinnati exploded for 48 points in the second half to defeat Holy Cross, 77-55.

Defining Moment: UC opened the second half with a 16-3 scoring run to break open a close game.

Key Stats: After shooting .375 in the first half, the Bearcats shot .593 in the second 20 minutes.

Performance Leaders: James White 19 points; Devan Downey 12 points, 3 assists, 4 steals.

HOLY CROSS	min	fg-a	3fg-a	ft-a	reb	ast	to	bk	st	pf	pts
Alex Vander Baan	24	3-5	0-0	0-0	5	1	2	0	1	3	6
Kevin Hyland	23	3-12	0-0	0-0	6	0	2	0	0	0	6
Toray Thomas	33	2-4	0-0	3-4	2	2	2	0	4	1	7
Keith Simmons	33	4-12	2-3	2-2	3	1	3	0	1	1	12
Kevin Hamilton	35	4-18	1-9	4-4	6	2	6	0	1	4	13
Tim Clifford	11	1-4	0-0	0-0	3	0	1	1	1	5	2
Lawrence Dixon	9	0-2	0-0	0-1	1	1	0	0	0	1	0
Kyle Cruze	3	1-3	1-3	0-0	0	0	0	0	0	1	2
Pat Doherty	11	0-2	0-0	2-3	5	2	2	0	0	1	2
Colin Cunningham	18	1-1	0-0	2-2	6	2	1	0	1	1	4
Team					2						
Totals	200	19-63	4-15	13-16	39	11	19	1	10	19	55
		.302	.267	.813							

CINCINNATI	min	fg-a	3fg-a	ft-a	reb	ast	to	bk	st	pf	pts
Eric Hicks	32	2-9	0-1	1-1	5	3	2	3	2	3	5
Cedric McGowan	26	4-7	1-1	0-0	7	2	1	0	1	0	9
Armein Kirkland	31	3-12	0-4	2-2	2	2	2	1	1	3	8
Devan Downey	23	3-5	1-2	5-7	5	3	0	4	3	12	
James White	28	7-8	1-2	4-4	3	1	3	1	2	4	19
Dominic Tilford	12	3-4	0-0	0-0	1	1	0	0	0	0	6
Pat Watt	1	0-1	0-0	0-0	0	0	0	0	0	0	0
Jihad Muhammad	22	2-6	0-3	1-1	4	2	0	1	3	5	
Branden Miller	1	0-0	0-0	0-0	0	0	0	0	0	0	0
Ronald Allen	14	4-7	2-2	1-2	5	0	2	1	0	1	11
DeAndre Coleman	9	0-0	0-0	2-4	3	0	0	1	1	0	2
Erick Murray	1	0-0	0-0	0-0	0	0	0	0	0	0	0
Team					1						
Totals	200	28-59	5-16	16-21	37	16	16	7	12	17	77
		.475	.313	.762							

Halftime: Cincinnati 29, Holy Cross 26. **Dead Ball Rebounds:** Cincinnati 4, Holy Cross 3. **Technical:** None. **Officials:** Tim Higgins, Ed Hightower, Ray Perone. **Attendance:** 8,902.

PRESEASON NO. 2 Cincinnati Northern Kentucky 96 60

Nov. 12, 2005 Cincinnati, OH

Final: James White scored 19 points to lead Cincinnati to a 96-60 win over Northern Kentucky.

Defining Moment: The Bearcats built a 10-point lead in the first seven minutes and were never threatened.

Key Stats: Cincinnati shot .667 from the field, .500 from 3-point range.

Performance Leaders: White 19 points; Eric Hicks 18 points, 8 rebounds; Devan Downey 15 points, 5 assists.

NO. KENTUCKY	min	fg-a	3fg-a	ft-a	reb	ast	to	bk	st	pf	pts
Vincent Humphrey	25	2-8	1-2	0-2	0	0	1	2	2	5	
Kevin Schappell	14	1-3	1-2	0-0	0	0	0	0	0	1	3
Kevin Reinhardt	31	1-7	0-0	11-12	8	2	4	0	0	3	13
Gavin Ludgood	26	5-11	0-0	4-6	2	0	1	1	1	4	14
Scott Bibbins	23	0-2	0-0	0-2	2	3	5	0	1	3	0
Aaron Smith	15	1-6	1-6	0-0	1	0	1	0	0	0	3
Billy Fennell	17	1-2	0-0	2-3	3	5	1	0	0	0	4
Harrison Morton	24	0-3	0-1	2-2	2	2	1	0	0	2	2
Mark											

GAME 5 (9) Memphis 91
Cincinnati 81

Dec. 3, 2005 Cincinnati, OH

Final: Memphis held off a couple of second half Cincinnati comebacks to defeat the Bearcats, 91-81.

Defining Moment: Memphis broke a 72-all tie at the 7:53 mark of the second half with an 11-2 scoring run.

Key Stat: Memphis freshman Antonio Anderson, whose previous scoring high was 8 points, tallied 32.

Performance Leaders: Eric Hicks 15 points, 14 rebounds; James White 17 points; Jihad Muhammad 17 points.

MEMPHIS	min	fg-a	3fg-a	ft-a	reb	ast	to	bk	st	pf	pts
Shawne Williams	19	7-13	3-4	2-2	5	3	1	2	3	4	19
Rodney Carney	11	0-4	0-3	0-0	3	0	1	1	0	2	0
Kareem Cooper	19	4-5	0-0	0-0	3	0	3	0	0	5	8
Antonio Anderson	35	11-15	7-9	3-5	2	2	2	2	0	32	
Darius Washington	30	3-12	1-2	5-7	6	8	5	1	1	2	12
Waki Williams	5	0-0	0-0	0-0	1	0	0	1	0	0	0
Robert Dozier	23	1-5	0-1	2-3	7	0	1	1	0	1	4
C. Roberts-Douglas	33	4-12	0-2	3-4	6	3	4	1	1	3	11
Simplice Njoya	1	0-0	0-0	0-0	0	0	0	1	0	1	0
Andre Allen	11	0-3	0-0	1-2	1	2	0	2	1	1	1
Joey Dorsey	13	2-6	0-0	0-2	7	0	1	0	1	5	4
Team					4						
Totals	200	32-75	11-21	16-25	45	18	18	8	10	24	91
		.427	.524	.640							

CINCINNATI	min	fg-a	3fg-a	ft-a	reb	ast	to	bk	st	pf	pts
Eric Hicks	37	3-11	0-0	9-14	14	0	2	3	0	2	15
Cedric McGowan	30	3-8	0-1	2-4	6	1	1	0	1	2	8
Armein Kirkland	27	4-8	2-4	0-0	3	3	3	0	0	5	10
Devan Downey	32	5-11	0-3	4-4	2	3	0	1	1	1	14
James White	32	4-9	1-3	8-8	6	2	5	2	0	4	17
Dominic Tilford	1	0-3	0-2	0-0	0	0	0	0	0	0	0
Jihad Muhammad	28	6-13	3-5	2-4	3	0	4	0	0	5	17
Ronald Allen	11	0-2	0-1	0-0	4	1	0	1	1	1	0
DeAndre Coleman	2	0-1	0-1	0-0	1	0	0	0	0	0	0
Erick Murray	0+	0-0	0-0	0-0	0	0	0	0	0	1	0
Team					3	1					
Totals	200	25-66	6-20	25-34	42	8	20	5	3	20	81
		.379	.300	.735							

Halftime: Memphis 44, Cincinnati 35. **Dead Ball Rebounds:** Memphis 9, Cincinnati 6. **Technical:** Memphis bench. **Officials:** Tim Higgins, Mike Kitts, Frank Scagliotta. **Attendance:** 9,440.

GAME 7 Cincinnati 86
Ohio 58

Dec. 14, 2005 Cincinnati, OH

Final: Devan Downey scored 24 points and made four steals to lead Cincinnati to an 86-58 win over Ohio.

Defining Moment: UC broke a 40-all tie with a 24-5 scoring run early in the second half.

Key Stats: The Bearcats forced 18 turnovers by making 14 steals and forcing two shot clock violations.

Performance Leaders: Downey career-high 24 points, career-high 5 assists, 4 steals; James White 18 points, 7 rebounds; Eric Hicks 9 rebounds, 5 blocks.

OHIO	min	fg-a	3fg-a	ft-a	reb	ast	to	bk	st	pf	pts
Sonny Troutman	33	6-12	3-6	2-4	6	5	2	0	0	4	17
Leon Williams	31	4-10	0-0	1-2	9	0	3	0	0	4	9
Mychal Green	35	2-11	1-6	4-6	6	2	3	1	1	2	9
Jeremy Fears	28	1-12	0-5	0-0	2	5	3	0	0	1	2
Jeff Halbert	10	2-2	1-1	0-0	2	0	0	0	0	1	5
Johnnie Jackson	4	0-2	0-2	1-2	0	0	0	0	0	1	1
Whitney Davis	31	4-11	2-4	0-0	6	0	3	1	2	0	10
Antonio Chatman	12	0-0	0-0	0-0	1	0	1	0	0	0	0
Ken Otrix	1	0-1	0-0	0-0	1	0	0	0	0	0	0
Jerome Tillman	15	2-4	0-0	1-2	5	0	1	1	0	2	5
Team					3	2					
Totals	200	21-65	7-24	9-16	41	12	18	3	3	15	58
		.323	.292	.563							

CINCINNATI	min	fg-a	3fg-a	ft-a	reb	ast	to	bk	st	pf	pts
Eric Hicks	33	4-7	0-0	0-0	9	2	1	5	3	0	8
Cedric McGowan	26	4-7	0-0	0-1	8	1	1	0	1	0	8
Armein Kirkland	26	4-11	3-7	0-0	2	1	0	1	1	2	11
James White	36	7-13	1-4	3-4	7	4	0	1	2	2	18
Devan Downey	33	10-16	0-2	4-5	1	5	3	0	4	1	24
Chadd Moore	19	2-4	2-4	0-0	4	2	3	0	2	2	6
Dominic Tilford	3	0-2	0-1	0-0	1	0	1	0	0	0	0
Pat Watt	1	0-0	0-0	0-0	1	0	0	0	0	1	0
Jihad Muhammad	12	1-5	0-1	0-0	3	2	0	0	1	1	2
Branden Miller	1	0-0	0-0	0-0	0	0	0	0	0	0	0
Ronald Allen	6	1-1	1-1	2-2	1	0	1	0	0	3	5
DeAndre Coleman	1	0-0	0-0	2-2	0	0	0	0	0	2	0
Erick Murray	3	1-1	0-0	0-0	0	0	0	0	0	0	2
Team					2						
Totals	200	34-67	7-20	11-14	39	17	10	7	14	12	86
		.507	.350	.786							

Halftime: Cincinnati 39, Ohio 38. **Dead Ball Rebounds:** Cincinnati 2, Ohio 5. **Technical:** None. **Officials:** Ted Hillary, Karl Hess, Bernard Clinton. **Attendance:** 9,133.

GAME 9 Cincinnati 84
Ark.-Monticello 63

Dec. 19, 2005 Cincinnati, OH

Final: Five Bearcats scored in double figures as Cincinnati defeated Arkansas-Monticello, 84-63.

Defining Moment: UC opened a 10-point lead in the final six minutes of the first half.

Key Stat: UC shot a season-high .857 at the foul line.

Performance Leaders: James White 18 points; Eric Hicks 15 points; Jihad Muhammad 15 points.

ARK.-MONT.	min	fg-a	3fg-a	ft-a	reb	ast	to	bk	st	pf	pts
B. Mayweather	30	5-10	0-0	3-4	8	3	4	2	1	3	13
Billy McDaniel	39	4-10	1-7	0-0	4	2	4	2	1	1	9
MJumbe Williams	15	2-7	1-4	0-0	4	2	0	0	1	2	5
Torre Doty	26	6-14	0-2	2-2	5	0	1	0	1	0	14
Nate Newell	38	-11	3-7	3-4	3	3	2	1	1	0	14
Robert Miller	23	1-2	0-1	0-0	1	4	2	0	0	4	2
DeMarcus Wilson	1	0-0	0-0	0-0	2	0	0	0	0	1	0
Ron MCGrew	10	2-2	0-0	0-0	1	0	2	0	0	3	4
Team					3					1	
Totals	200	25-56	5-21	8-10	31	14	15	4	5	17	63
		.446	.238	.800							

CINCINNATI	min	fg-a	3fg-a	ft-a	reb	ast	to	bk	st	pf	pts
Eric Hicks	31	5-8	0-0	5-7	6	2	0	3	0	0	15
Cedric McGowan	29	1-3	1-1	6-6	13	1	0	0	1	2	9
Armein Kirkland	30	3-10	3-5	3-4	4	3	1	0	0	0	12
James White	26	6-12	2-6	4-4	6	1	4	1	3	1	18
Devan Downey	27	6-14	1-3	0-0	2	3	2	0	1	0	13
Chadd Moore	15	0-1	0-0	1-0	1	4	0	1	1	1	0
Dominic Tilford	7	1-4	0-2	0-0	1	1	1	0	0	2	2
Pat Watt	2	0-0	0-0	0-0	0	0	0	0	0	0	0
Jihad Muhammad	20	5-9	5-8	0-0	0	0	0	0	1	3	15
Branden Miller	3	0-0	0-0	0-0	0	0	0	0	0	0	0
Ronald Allen	10	0-2	0-1	0-0	0	0	0	0	1	2	0
Team					4						
Totals	200	27-63	12-27	18-21	37	15	10	5	8	11	84
		.429	.444	.857							

Halftime: Cincinnati 38, Ark.-Monticello 28. **Dead Ball Rebounds:** Cincinnati 1, Ark.-Monticello 3. **Technical:** Ark.-Monticello bench. **Officials:** Ray Natili, Manny Upton, Jeff Nichols. **Attendance:** 6,024.

GAME 6 Cincinnati 92
Vanderbilt 83

Dec. 10, 2005 Nashville, TN

Final: James White and Devan Downey each scored 18 points to lead Cincinnati to a 92-83 win over Vanderbilt, breaking VU's 28-game home non-league win streak.

Defining Moment: UC stretched a six-point lead to 16 with a 13-3 run in the final five minutes of the first half.

Key Stats: The Bearcats shot season highs of .484 from the field and .833 at the foul line.

Performance Leaders: White 18 points, 7-of-9 shooting, 7 rebounds; Downey 18 points, 4 steals; Armein Kirkland 15 points, 5 assists.

CINCINNATI	min	fg-a	3fg-a	ft-a	reb	ast	to	bk	st	pf	pts
Eric Hicks	30	4-9	0-0	5-5	8	1	1	1	0	5	13
Cedric McGowan	27	3-5	0-1	4-4	5	1	1	0	0	3	10
Armein Kirkland	33	5-13	2-4	3-6	3	5	2	1	1	1	15
James White	33	7-9	4-5	0-0	7	0	4	2	3	4	18
Devan Downey	30	5-11	0-2	8-9	2	2	1	0	4	4	18
Chadd Moore	22	2-4	0-1	5-6	0	1	1	0	1	3	9
Jihad Muhammad	18	4-10	1-4	0-0	3	1	0	0	0	0	9
Ronald Allen	7	0-1	0-1	0-0	3	0	0	0	0	4	0
Team					3	1					
Totals	200	30-62	7-18	25-30	32	11	10	4	9	24	92
		.484	.389	.833							

VANDERBILT	min	fg-a	3fg-a	ft-a
------------	-----	------	-------	------

GAME 11 Cincinnati 75
LSU 72

Dec. 23, 2005 Las Vegas, NV

Final: James White scored eight points in the final 2:27 to lift Cincinnati to a 75-72 win over LSU.

Defining Moment: With UC trailing, 72-67, White hit 3-pointers at the 2:27 and 1:51 marks, then sank a pair of free throws with 17 seconds remaining.

Key Stat: UC forced 23 turnovers and scored 20 points off of turnovers.

Performance Leaders: White 19 points; Eric Hicks 21 points, 7 rebounds, 3 blocks; Armein Kirkland 12 points, 4 assists; Devan Downey 11 points, 8 assists.

LSU	min	fg-a	3fg-a	ft-a	reb	ast	to	bk	st	pf	pts
Glen Davis	34	9-15	0-0	3-4	8	0	5	3	2	3	21
Tasmin Mitchell	31	4-6	0-1	2-2	1	2	3	0	0	3	10
Ben Voogd	17	0-2	0-0	2-2	0	4	4	0	0	1	2
Tyrus Thomas	25	4-7	0-0	4-7	13	4	3	2	1	2	12
Darrell Mitchell	40	7-13	2-5	1-3	3	5	5	0	2	2	17
Tack Minor	14	3-5	0-0	0-1	0	3	2	0	2	1	6
Garrett Temple	15	0-2	0-2	0-0	1	0	1	0	1	3	0
Magnum Rolle	6	0-0	0-0	0-0	1	0	0	0	0	1	0
Darnell Lazare	10	1-3	0-0	2-2	5	0	0	0	0	0	4
Team					6						
Totals	200	28-53	2-8	14-21	38	18	23	5	8	16	72
		.528	.250	.667							

CINCINNATI	min	fg-a	3fg-a	ft-a	reb	ast	to	bk	st	pf	pts
Eric Hicks	37	9-13	0-0	3-5	7	2	4	3	0	2	21
Cedric McGowan	10	0-2	0-1	0-0	1	1	0	1	0	0	0
Armein Kirkland	36	5-12	2-6	0-0	4	4	3	1	2	3	12
James White	40	5-10	3-5	6-8	5	0	0	2	2	19	
Devan Downey	31	5-14	1-2	0-0	1	8	3	1	0	2	11
Chadd Moore	16	0-1	0-1	1-2	2	0	1	0	0	0	1
Jihad Muhammad	24	3-7	3-4	0-0	0	1	2	0	1	3	9
Ronald Allen	6	1-1	0-0	0-0	2	0	1	0	0	2	2
Team					3						
Totals	200	28-60	9-19	10-15	25	16	14	6	5	14	75
		.467	.474	.667							

Halftime: Cincinnati 39, LSU 37. **Dead Ball Rebounds:** Cincinnati 3, LSU 3. **Technical:** None. **Officials:** Bruce Hicks, Martin Cota, Jim Giron. **Attendance:** 1,000.

GAME 13 Cincinnati 105
N. Carolina A&T 69

Dec. 30, 2005 Cincinnati, OH

Final: Eric Hicks' career-high 24 points sparked Cincinnati's 105-69 win over North Carolina A&T.

Defining Moment: UC took control with an early 11-0 run.

Key Stat: Six Bearcats scored in double figures.

Performance Leaders: Hicks 24 points, 10 rebounds, 16th career double-double; Devan Downey career-high 11 assists, 13 points; James White 23 points.

N.C. A&T	min	fg-a	3fg-a	ft-a	reb	ast	to	bk	st	pf	pts
Trahern Chaplin	25	3-5	2-3	2-2	6	0	0	1	0	0	10
Greg Roberts	26	3-11	0-0	0-0	4	1	1	0	1	3	6
Jason Wills	24	5-10	0-0	1-3	4	2	3	0	1	2	11
Leslie Powell	26	4-9	0-1	1-1	2	0	7	0	2	4	9
Derek Crumpton	13	2-4	1-3	0-0	3	0	1	0	0	2	5
Demetrius Guions	20	2-8	1-3	1-2	2	2	4	0	1	2	6
Michael Hayes	19	4-7	3-4	1-2	2	2	0	0	2	14	
Christopher Faison	14	1-3	0-1	0-0	1	2	2	0	1	0	2
Walter Booth	16	1-6	0-1	0-0	4	1	1	0	0	1	2
James Porter	12	1-2	0-0	1-2	2	1	1	0	0	2	3
Michael Williams	5	0-0	0-0	1-3	2	0	0	0	0	2	1
Team					4	2					
Totals	200	26-65	7-16	10-16	35	11	24	1	6	20	69
		.400	.438	.625							

CINCINNATI	min	fg-a	3fg-a	ft-a	reb	ast	to	bk	st	pf	pts
Eric Hicks	32	11-14	0-0	2-4	10	1	3	7	1	1	24
Cedric McGowan	23	4-7	0-1	4-4	5	0	0	0	2	2	12
Armein Kirkland	24	3-6	1-2	4-4	3	2	1	0	0	2	11
James White	30	8-13	4-5	3-4	5	4	1	1	4	2	23
Devan Downey	27	3-8	1-2	6-8	2	11	2	0	2	2	13
Chadd Moore	15	2-4	1-3	0-0	3	0	2	0	1	1	5
Dominic Tillford	19	1-4	1-3	0-0	1	3	0	0	1	0	3
Pat Watt	2	0-0	0-0	0-0	0	1	0	0	0	0	0
Jihad Muhammad	11	1-5	0-3	0-0	3	2	0	1	2	3	
Branden Miller	3	0-0	0-0	1-2	1	0	0	0	0	0	1
Ronald Allen	14	4-6	2-3	1-2	4	0	2	0	1	4	11
Team					3						
Totals	200	37-67	10-22	12-24	40	25	13	8	13	17	105
		.552	.455	.750							

Halftime: Cincinnati 52, N.C. A&T 34. **Dead Ball Rebounds:** Cincinnati 4, N.C. A&T 3. **Technical:** None. **Officials:** Ed Corbett, Ray Perone, Mike Roberts. **Attendance:** 8,559.

GAME 15 Cincinnati 70
Marquette 66

Jan. 7, 2006 Milwaukee, WI

Final: Eric Hicks recorded a triple-double to lead Cincinnati to a 70-66 win over Marquette.

Defining Moment: UC overcame a nine-point deficit in the second half with a 15-2 scoring run.

Key Stat: UC limited Marquette to .379 shooting.

Performance Leaders: Hicks 22 points, 12 rebounds, 10 blocks (ties UC record); Armein Kirkland 14 points—7 in the comeback scoring run, 5 rebounds; Devan Downey career high five steals.

CINCINNATI	min	fg-a	3fg-a	ft-a	reb	ast	to	bk	st	pf	pts
Eric Hicks	38	9-13	1-2	3-5	12	2	0	10	1	0	22
Cedric McGowan	26	2-2	0-0	2-2	4	2	2	1	0	3	6
Armein Kirkland	37	5-9	2-5	2-3	5	3	2	0	0	3	14
James White	27	4-13	2-6	2-3	5	2	2	4	1	4	12
Devan Downey	27	2-9	0-1	2-2	3	2	2	1	5	1	6
Chadd Moore	10	0-1	0-0	0-0	0	1	0	0	0	0	0
Jihad Muhammad	26	4-11	1-5	1-2	6	1	4	1	0	4	10
Ronald Allen	9	0-2	0-1	0-0	2	0	1	1	0	0	0
Team					5						
Totals	200	26-60	6-21	12-17	42	12	14	18	7	15	70
		.433	.286	.706							

MARQUETTE	min	fg-a	3fg-a	ft-a	reb	ast	to	bk	st	pf	pts
Steve Novak	37	5-9	4-7	3-4	10	2	0	0	1	3	17
Ryan Amoroso	12	1-4	0-0	0-0	3	0	0	0	1	1	2
Dominic James	33	6-15	2-4	4-4	6	4	3	1	2	2	18
Jerel McNeal	35	7-21	0-3	2-2	4	2	3	0	1	3	16
Joe Chapman	27	1-3	0-2	0-0	2	0	1	0	1	1	2
Dan Fitzgerald	25	2-5	0-1	0-1	1	4	3	0	1	1	4
Dwight Burke	1	0-0	0-0	0-0	0	0	0	0	0	0	0
Ousmane Barro	15	3-6	0-0	0-0	2	1	1	0	0	4	6
Jamil Lott	15	0-3	0-0	1-2	3	0	2	2	2	1	1
Team					5						
Totals	200	25-66	6-19	10-13	36	13	13	4	8	16	66
		.379	.316	.769							

Halftime: Marquette 46, Cincinnati 36. **Dead Ball Rebounds:** Cincinnati 2, Marquette 2. **Technical:** None. **Officials:** Ed Corbett, Michael Stephens, Jeff Clark. **Attendance:** 15,105.

GAME 12 Cincinnati 75
Miami (Ohio) 65

Dec. 28, 2005 U.S. Bank Arena Cincinnati, OH

Final: Jihad Muhammad keyed a second-half comeback as Cincinnati turned back Miami, 75-65.

Defining Moment: Muhammad made a pair of steals and turned them into baskets to key an 11-0 run which rallied UC from a five-point deficit in the second half.

Key Stat: UC outscored Miami at the foul line, 23-8.

Performance Leaders: Devan Downey 19 points; Muhammad 15 points, 4 rebounds, 4 assists, 2 blocks; Cedric McGowan 10 points, 7 rebounds.

MIAMI (Ohio)	min	fg-a	3fg-a	ft-a	reb	ast	to	bk	st	pf	pts
Michael Bramos	20	1-4	0-2	0-0	5	1	0	1	1	2	2
Nate VanderStuis	21	2-5	0-0	0-0	3	0	2	2	0	2	4
Doug Penno	26	2-5	2-5	0-2	4	3	1	0	0	4	6
Josh Hausfeld	17	1-5	1-5	0-0	0	1	0	1	0	1	3
William Hatcher	40	11-17	2-4	2-2	3	5	3	1	3	2	26
Lawrence Ross	1	1-1	1-1	0-0	0	0	0	0	0	1	3
Chad Troyer	11	0-2	0-2	0-0	2	0	0	0	0	1	0
Monty St. Clair	18	1-5	1-4	1-2	1	1	1	0	1	2	4
Nathan Peavy	16	1-6	0-0	2-3	3	0	2	0	0	3	4
Tim Pollitz	30	5-14	0-2	3-4	8	1	3	1	0	0	13
Team					3						
Totals	200	25-64	7-25	8-13	32	12	12	6	5	19	65
		.391	.280	.615							

CINCINNATI	min	fg-a	3fg-a	ft-a	reb	ast	to	bk	st	pf	pts
Eric Hicks	34	5-7	1-1	0-0	9	1	4	4	0	2	11
Cedric McGowan	34	5-9	0-1	0-0	7	1	0	1	0	10	
Armein Kirkland	30	2-8	0-0	5-6	5	3	2	0	0	0	9
James White	31	1-6	0-1	8-9							



ANDY KENNEDY

Head Coach

- First year as a head coach at any level.
- Has directed the Bearcats to a 13-3 start, beating seven opponents ranked in the top 100 of the RPI.
- Member of the Cincinnati staff for the past four years, serving as associate head coach last season.
- UC's recruiting coordinator; he attracted three Top 10-ranked recruiting classes.
- Prepared for his head coaching debut with 10 seasons of service as an assistant or associate at the college level.
- Was an assistant at UAB for five years (1996-01), helping the Blazers compile a 90-66 record and reach postseason play three times.
- Made his coaching debut as an assistant at South Alabama in 1994.
- No. 2 all-time leading scorer at UAB, where he still holds or shares 20 school records.
- Played professionally for four seasons, starting with the Charlotte Hornets and then playing in Greece, Holland, Spain and Puerto Rico.

Andy Kennedy Coaching Record

Season	School	Asst. Coach	Record	
1994-95	South Alabama	Asst. Coach	8 -15	
1996-97	UAB	Asst. Coach	18 -14	NIT
1997-98	UAB	Asst. Coach	21 -12	NIT
1998-99	UAB	Asst. Coach	20 -12	NCAA
1999-00	UAB	Asst. Coach	14 -14	
2000-01	UAB	Asst. Coach	17 -14	
2001-02	Cincinnati	Asst. Coach	31 -4	NCAA
2002-03	Cincinnati	Asst. Coach	17 -12	NCAA
2003-04	Cincinnati	Asst. Coach	25 -7	NCAA
2004-05	Cincinnati	Assoc. Head Coach	25 -8	NCAA
2005-06	Cincinnati	Head Coach	13 -3	

As a Player

1986-87 Freshman at North Carolina State, coached by Jim Valvano
 1987-91 Completed career at UAB, coached by Gene Bartow
 1991-94 Played professionally in the NBA (Charlotte) and in Europe

Education

1991 Bachelor of Arts, UAB

Personal


Born March 13, 1968 in Louisville, Miss.
 Married: wife Kimber; daughters Meagan (9) and Kaitlyn (5)



FRANK MARTIN

Assistant Coach

- Second year on the Cincinnati staff.
- Has compiled 21 years of coaching experience, five in the college ranks.
- Was previously assistant coach at Northeastern University where his efforts in recruiting helped the Huskies set their best record in 11 seasons.
- Coached in the high school ranks in the Miami, Fla. area for 16 seasons where his teams dominated the competition.
- Directed Miami Senior High to three consecutive Florida 6A state titles.



CORIE BLOUNT

Assistant Coach

- Former Bearcat who returns to his alma mater after an 11-year career in the NBA.
- Joined the staff on Dec. 6.
- Was the starting center on the 1992 UC team that reached the Final Four and the 1993 team that advanced to the Elite Eight before losing to eventual national champion North Carolina in overtime.
- Averaged 9.4 points, 7.0 rebounds and 1.5 blocks in his two-season career.
- Drafted in the first round of the 1993 NBA Draft by the Chicago Bulls.
- Played for Chicago (1993-95), the Los Angeles Lakers (1995-98), Cleveland (1998-99), Phoenix (1999-2001), Golden State (2001), Philadelphia (2002), Chicago (2003-04) and Toronto (2004).
- Retired before the start of the 2004-05 season with career averages of 3.6 points and 4.2 rebounds.



ANDY ASSALEY

Assistant to the Head Coach

- Fifth season on the Cincinnati staff and first in the newly-created position of assistant to the head coach.
- Joined UC staff in 2001 as administrative assistant.
- Promoted to video coordinator in 2003.
- Previously served as varsity assistant and junior varsity coach at Cincinnati Country Day (1995-2001), helping school earn spots in the district finals of the state championships in 1999 and 2001.
- Junior varsity team was 20-0 in 1999.
- Has taught at the Five Star summer basketball camp.



23 RONALD ALLEN
6-9, 225 Jr. Los Angeles, Calif.

- Top sub to the Bearcat front line positions.
- Played in all 16 games.
- Tied a career high with 11 points vs. North Carolina A&T, making a pair of 3-pointers.
- Is 8-for-15 from 3-point range this season.
- Set UC career highs with 11 points and five

rebounds vs. Holy Cross (11/25/05).

- Scored nine points vs. Illinois State (11/22/05), going 3-of-3 from 3-point range, in a span of 1:31.
- Scored two points in his UC debut vs. Murray State (11/19/05).
- The devastation of Hurricane Katrina brought him to the Bearcats.
- Was scheduled to return to the Xavier University of New Orleans team for his junior season before the hurricane shut the school and forced him to evacuate.
- Fled to Cincinnati and was granted immediate eligibility by the NCAA.
- Averaged 4.9 points and 2.6 rebounds after recovering from an early season injury to play the final 19 games at Xavier last season.
- Played at Los Angeles City College in 2003-04.
- Was a McDonald's All-American nominee as a senior at Artesia High in Los Angeles.
- Named to the California Interscholastic Federation area Sweet 16 players team.

2005-06 Game-by-Game Statistics

	Min	Fg-Fga	3g-3ga	Ft-Fta	Pts	Reb	Ast	St	Blk	TO	Pf
Murray State	2	0-1	0-0	2-2	2	1	0	0	0	0	0
Illinois State	7	3-3	3-3	0-0	9	1	0	0	1	1	2
Holy Cross	14	4-7	2-2	1-2	11	5	0	0	1	2	1
Dayton	6	1-3	0-1	2-2	4	2	1	0	1	1	1
Memphis	11	0-2	0-1	0-0	0	4	0	1	0	1	1
Vanderbilt	7	0-1	0-1	0-0	0	3	0	0	0	0	4
Ohio	6	1-1	1-1	2-2	5	1	0	0	0	1	3
Tennessee Tech	12	1-3	0-1	0-0	2	1	0	0	0	1	2
Ark.-Monticello ...	10	0-2	0-1	0-0	0	0	0	1	0	0	2
Dayton	13	1-2	0-0	1-2	3	5	0	0	0	0	3
LSU	6	1-1	0-0	0-0	2	2	0	0	0	1	2
Miami (Ohio)	4	0-0	0-0	1-2	1	0	0	0	0	0	1
N.C. A&T	14	4-6	2-3	1-2	11	4	0	1	0	2	4
DePaul	3	1-1	0-0	0-0	2	0	0	0	0	1	2
Marquette	9	0-2	0-1	0-0	0	2	0	0	1	1	0
Connecticut	7	0-0	0-0	0-0	0	0	0	0	0	0	2
Syracuse											
Xavier											
Rutgers											
Louisville											
Georgetown ...											
USF											
West Virginia ...											
Louisville											
Pittsburgh											
Syracuse											
Providence											
Villanova											
Seton Hall											
West Virginia											

*denotes games started


Career Highs

Points	11	multiple opp.	FTA	2	multiple opp.
FG	4	multiple opp.	Rebounds ...	5	multiple opp.
FGA	7	Holy Cross (11/25/05)	Assists	1	Dayton (11/29/05)
3FG	3	Illinois St. (11/22/05)	Steals	1	multiple opp.
3FGA	3	multiple opp.	Blocks	1	multiple opp.
FT	2	multiple opp.			

CAREER STATISTICS

Season	G-GS	Min-Avg	FG-FGA Pct	3G-3GA Pct	FT-FTA Pct	PTS-Avg	REB-Avg	AST-Avg	St Blk	Dk	TO	PF-D
2004-05	19-0	213-11.2	39-84 .464	2-11 .182	13-22 .591	93-4.9	45-2.4	0-0.0	1 4	-	33	46-0
2005-06	16-0	131-8.2	17-35 .486	8-15 .533	10-14 .714	52-3.3	31-1.9	1-0.1	3 4	2	11	29-0
Career	35-0	344-9.8	56-119 .471	10-26 .385	23-36 .639	145-4.1	76-2.2	1 0.0	4 8	2	44	75-0

*2004-05 Stats from Xavier University of Louisiana



3 DEVAN DOWNEY
5-10, 175 Fr. Chester, S.C.

- Newcomer who has made the biggest impact thus far, both with the Bearcats and in the BIG EAST Conference.
- National and BIG EAST Freshman of the Year candidate.
- Team's third-leading scorer (13.3) and leader in

assists (4.0) and steals (2.1).

- Keyed UC's 10-game win streak, averaging 14.7 points and 5.1 assists.
- Has scored in double figures in nine of the last 12 games.
- Has averaged 5.3 assists over his last four games.
- Recorded a career-high five steals vs. Marquette (1/7/06).
- Dished out a career-high 11 assists vs. North Carolina A&T (12/30/05), and with 13 points, recorded his first career double-double.
- Tallied 19 points, going 9-of-9 at the foul line, in win over Miami (Ohio) (12/28/05).
- Keyed the Las Vegas Holiday Classic victory over Dayton (12/22/05) with 21 points, going 7-of-13 from the field and 7-of-7 at the foul line.
- Dished out eight assists and had 11 points in the win over LSU (12/23/05).
- Took over the starting assignment at point guard in the third game of the season.
- Earned BIG EAST Conference Rookie of the Week honors in back-to-back weeks (Dec. 12, Dec. 19).
- Averaged 20.0 points, 7.0 assists and 3.5 steals in wins over Ohio (12/14/05) and Tennessee Tech (12/17/05) to earn his second BIG EAST Rookie of the Week award.
- Recorded nine assists and a career-high seven rebounds vs. Tennessee Tech (12/17/05).
- Scored a career-high 24 points on 10-of-16 shooting vs. Ohio (12/14/05), also dishing out five assists and tying another personal best with four steals.
- Scored 18 points, 16 in the second half, and made four steals to key the win over Vanderbilt (12/10/05), earning BIG EAST Rookie of the Week honors.
- Recorded 14 points and two assists vs. Memphis (12/3/05).
- Made his first career start vs. Holy Cross (11/25/05) and responded with 12 points, five rebounds, three assists and four steals.
- Exploded for 21 points, shooting 7-of-12 from the field vs. Illinois State (11/22/05), also had four steals and three assists.
- South Carolina Class AAA Player of the Year and Mr. Basketball honoree as a senior at Chester High.
- Averaged 36.9 points, 6.1 assists, 4.3 rebounds and 4.7 steals.
- Showed his long-distance scoring ability by averaging three 3-pointers per game.
- Had a single game scoring high of 67 points and once made 32 straight free throws.
- Scored 2,738 career points, most ever in South Carolina prep history.
- Three-time first team all-state selection and finalist for the Gatorade National Player of the Year award.

2005-06 Game-by-Game Statistics

	Min	Fg-Fga	3g-3ga	Ft-Fta	Pts	Reb	Ast	St	Blk	TO	Pf
Murray State	15	1-2	0-0	2-4	4	1	3	0	0	1	4
Illinois State	30	7-12	2-3	5-5	21	1	3	4	0	3	2
Holy Cross	* 23	3-5	1-2	5-7	12	5	3	4	0	3	3
Dayton	* 30	3-12	0-3	2-2	8	2	0	2	1	3	3
Memphis	* 32	5-11	0-3	4-4	14	2	2	1	0	3	1
Vanderbilt	* 30	5-11	0-2	8-9	18	2	2	4	0	1	4
Ohio	* 28	10-16	0-2	4-5	24	1	5	4	0	3	1
Tennessee Tech	* 28	6-10	0-1	4-6	16	7	9	3	0	2	1
Ark.-Monticello ...	* 27	6-14	1-3	0-0	13	2	3	1	0	2	0
Dayton	* 35	7-13	0-3	7-7	21	2	3	1	1	1	2
LSU	* 31	5-14	1-2	0-0	11	1	8	0	1	3	2
Miami (Ohio)	* 26	4-7	2-2	9-9	19	2	2	1	0	2	3
N.C. A&T	* 27	3-8	1-2	6-8	13	2	11	2	0	2	2
DePaul	* 31	3-11	0-2	0-0	6	2	6	0	0	3	2
Marquette	* 27	2-9	0-1	2-2	6	3	2	5	1	2	1
Connecticut	* 35	3-8	0-1	1-3	7	2	2	1	0	1	2
Syracuse											
Xavier											
Rutgers											
Louisville											
Georgetown ...											
USF											
West Virginia ...											
Louisville											
Pittsburgh											
Syracuse											
Providence											
Villanova											
Seton Hall											
West Virginia											


*denotes games started

Career Highs

Points	24	Ohio (12/14/05)	FTA	9	multiple opp.
FG	10	Ohio (12/14/05)	Rebounds ...	7	Tenn. Tech (12/17/05)
FGA	16	Ohio (12/14/05)	Assists	11	N.C. A&T (12/30/05)
3FG	2	Illinois St. (11/22/05)	Steals	5	Marquette (1/7/06)
3FGA	3	multiple opp.	Blocks	1	multiple opp.
FT	9	Miami (Ohio) (12/28/05)			

CAREER STATISTICS

Season	G	GS	Min	Avg	FG	-FGA	Pct	3G	-3GA	Pct	FT	-FTA	Pct	PTS	-Avg	REB	-Avg	AST	-Avg	St	Blk	Dk	TO	PF	D
2005-06	16	-14	460	-28.8	73	-163	.448	8	-32	.250	59	-71	.831	213	-13.3	37	-2.3	64	-4.0	33	4	0	35	33	-0
Career	16	-14	460	-28.8	73	-163	.448	8	-32	.250	59	-71	.831	213	-13.3	37	-2.3	64	-4.0	33	4	0	35	33	-0



14 ERIC HICKS

6-6, 245 Sr. Greensboro, N.C.

- All-BIG EAST honors candidate.
- Has built upon his preseason billing with consistent play through the first six weeks of the season.
- Team's leader in rebounding (9.1), blocks (3.7) and field goal percentage (.516) and second-leading scorer (15.1).
- No. 5 nationally in blocked shots.
- Averaging a double-double (18.7 points, 10.8 rebounds) over his last six games.
- Recorded his fourth straight double-double with 14 points and 10 rebounds and blocked seven shots vs. Connecticut (1/9/06).
- BIG EAST Co-Player of the Week (Jan. 1-8) after averaging 21.0 points, 13.5 rebounds, 5.5 blocks and shooting .600 from the field in two wins.
- Became the fifth UC player to record a triple-double when he posted 22 points, 12 rebounds and a school record-tying 10 blocks vs. Marquette (1/7/06).
- Has blocked 25 shots over his last four games (6.3 avg.) and has blocked at least one shot in 46 of his last 48 games, with a current streak of 15 straight games with a rejection.
- Tallied 20 points and grabbed 15 rebounds vs. DePaul (1/4/06), his second straight double-double and the 17th of his career.
- Earned his second BIG EAST Honor Roll recognition after averaging 17.5 points, 9.5 rebounds and 5.5 blocks in wins over Miami (Ohio) and North Carolina A&T.
- Scored a career-high 24 points, on 11-of-14 shooting, vs. North Carolina A&T, also recording 10 rebounds and rejecting seven shots.
- Named to the Las Vegas Holiday Classic all-tournament team.
- Scored 21 points and recorded seven rebounds and three blocks in the win over LSU (12/23/05).
- Preseason honorable mention All-BIG EAST selection.
- Scored 19 points, with seven rebounds and five blocks vs. Tennessee Tech (12/17/05).
- Amassed 15 points and 14 rebounds vs. Memphis (12/3/05), leading to BIG EAST Honor Roll recognition.
- Tallied 18 points and grabbed eight rebounds vs. Dayton (11/29/05).
- Scored 18 points and grabbed 10 rebounds in the season opening win over Murray State (11/19/05).
- Ranks third at UC in career blocks (202).
- Averaged 7.8 points and 3.0 rebounds as a sixth man at the World University Games.
- Third team All-Conference USA selection, and second team NABC All-District 10 in 2004-05.
- Team's leading rebounder (9.0) and second in scoring (13.7) and blocks (2.3).
- Ranked fourth in C-USA in rebounding and third in blocked shots.
- Recorded a block in all but one game in 2004-05; his 72 blocks was the fifth-highest single season total recorded at UC.
- Scored 22 points vs. DePaul (2/12/05), making 10-of-11 shots from the field to record the third-best single game field goal percentage in UC history.
- Tallied 21 points vs. No. 9 Louisville (2/2/05), going 9-of-10 from the field with three dunks, and recorded eight rebounds and five blocks.
- Scored 18 points and recorded six rebounds and three blocks vs. Wake Forest (1/22/05).
- Team's second-leading rebounder (5.8) and shot blocker (1.2) and field goal percentage leader (.590) in 2003-04.
- Runner-up for North Carolina high school player of the year honors as a senior at Dudley High.

2005-06 Game-by-Game Statistics

	Min	Fg-Fga	3g-3ga	Ft-Fta	Pts	Reb	Ast	St	Blk	TO	Pf
Murray State	* 42	6-15	0-1	6-7	18	10	1	0	0	1	2
Illinois State	* 32	4-12	0-0	0-1	8	11	3	2	3	0	2
Holy Cross	* 32	2-9	0-1	1-1	3	5	3	2	3	2	3
Dayton	* 35	9-19	0-3	0-1	18	8	0	0	2	0	2
Memphis	* 37	3-11	0-0	9-14	15	14	0	0	3	2	2
Vanderbilt	* 30	4-9	0-0	5-5	13	8	1	0	1	1	5
Ohio	* 33	4-7	0-0	0-0	8	9	2	3	5	1	0
Tennessee Tech	* 27	8-11	0-0	3-3	19	7	1	1	5	0	2
Ark.-Monticello ...	* 31	5-8	0-0	5-7	15	6	2	0	3	0	0
Dayton	* 22	3-8	0-0	4-4	10	3	0	0	2	0	4
LSU	* 37	9-13	0-0	3-5	21	7	2	0	3	4	2
Miami (Ohio)	* 34	5-7	1-1	0-0	11	9	1	0	4	4	2
N.C. A&T	* 32	11-14	0-0	2-4	24	10	1	1	7	3	1
DePaul	* 34	9-17	0-0	2-3	20	15	0	1	1	0	3
Marquette	* 38	9-13	1-2	3-5	22	12	2	1	10	0	0
Connecticut	* 36	6-15	1-1	1-1	14	12	1	0	7	2	2
Syracuse											
Xavier											
Rutgers											
Louisville											
Georgetown ...											
USF											
West Virginia ...											
Louisville											
Pittsburgh											
Syracuse											
Providence											
Villanova											
Seton Hall											
West Virginia											


*denotes games started

Career Highs

Points 24	N.C. A&T (12/30/05)	FTA	14	multiple opp.
FG	11 N.C. A&T (12/30/05)	Rebounds . 17	Miami (12/27/04)	
FGA	19 Dayton (11/29/05)	Assists	3	multiple opp.
3FG	1 multiple opp.	Steals	3	multiple opp.
3FGA	3 multiple opp.	Blocks	10	Marquette (1/7/06)
FT	11 Miami (12/27/04)			

CAREER STATISTICS

Season	G-GS	Min-Avg	FG-FGA Pct	3G-3GA Pct	FT-FTA Pct	PTS-Avg	REB-Avg	AST-Avg	St Blk	Dk	TO	PF-D
2002-03	26-2	352-13.5	24-54 .444	0-1 .000	16-34 .471	64-2.5	93-3.6	5-0.2	2 33	9	10	47-0
2003-04	31-1	589-19.0	82-139 .590	0-0 —	54-102 .529	218-7.0	179-5.8	13-0.4	21 38	30	35	58-0
2004-05	32-28	1007-31.5	162-312 .519	4-16 .250	110-188 .585	438-13.7	287-9.0	24-0.8	15 72	33	53	78-0
2005-06	16-16	532-33.3	97-188 .516	3-9 .333	44-61 .721	241-15.1	145-9.1	20-1.3	11 59	14	20	32-1
Career	105-47	2480-23.6	365-693 .527	7-26 .269	224-385 .582	961-9.2	704-6.7	62-0.6	49 202	86	118	215-1



33 ARMEIN KIRKLAND
6-8, 205 Sr. Tyler, Texas

- Out for the remainder of the season after suffering a torn ACL in left knee vs. Connecticut (1/9/06).
- Versatile player who contributes both on the perimeter and around the basket.
- Scored in double figures in nine of the last 12 games.
- Averaged 14.0 points over the last two games, shooting .529 from the field.
- Had 14 points in 12 minutes vs. Connecticut before leaving the game with a knee sprain.
- Played a key role in the win over Marquette (1/7/06), scoring seven points in the 15-2 run which regained the lead and finishing with 14 points, five rebounds and three assists in a career-high 37 minutes.
- Versatility shown in his performance vs. LSU (12/23/05), when he accumulated 12 points, four rebounds and four assists.
- Had 12 points, four rebounds, and three assists in the win over Arkansas-Monticello (12/19/05).
- Ignited the win over Ohio (12/14/05) with a pair of early treys and finished with 11 points.
- Tallied a season-high 15 points and five assists vs. Vanderbilt (12/10/05).
- Scored 10 points and shot .500 (4-of-8) from the field vs. Memphis.
- Tallied 10 points and tied a career high with three steals vs. Illinois State (11/22/05).
- Aided the team's ball-handling down the stretch of the 2004-05 season, averaging 3.2 assists over his last six games.
- Keyed the regular season-ending win over Memphis (3/5/05) with 16 points.
- Scored 14 points in the win over UAB (2/19/05), sinking a pair of free throws with 9.9 seconds remaining to provide UC with its 72-69 lead.
- Recorded a career-high eight assists vs. Wake Forest (1/22/05) to go with 14 points and seven rebounds.
- Named Conference USA Player of the Week (Jan. 3-9) after averaging 20.0 points, 7.5 rebounds and 4.0 assists in wins over DePaul (1/6/05) and Saint Louis (1/8/05). He shot .593 (16-of-27) from the field.
- Scored 18 points, going 8-of-11 from the field, and grabbed a career-high nine rebounds in the win over DePaul (1/6/05).
- Scored a career-high 23 points, on 7-of-12 shooting from the field (7-of-8 from the foul line) and grabbed six rebounds to key the win over Dayton (12/4/04).
- Scored a team-high 16 points, all in the second half, in the win over Purdue (11/27/04).
- Contributed both as a starter and sixth man in 2003-04.
- Started nine of the first 10 games before suffering a knee injury which sidelined him for four games.
- Hero of the 64-62 C-USA quarterfinal win over Louisville (3/11/04), scoring the game-winning basket with 16.9 seconds remaining, and finished with 12 points and a season-high seven assists.
- Scored game-clinching basket with 2.6 seconds left, then intercepted the inbounds pass in the win over LaSalle (12/14/02).
- Earned all-state honors as a senior at Lee High.
- Averaged 20.6 points, 8.0 rebounds and 6.8 assists.
- Set school single game records for 3-pointers (8) and assists (15).

2005-06 Game-by-Game Statistics

	Min	Fg-Fga	3g-3ga	Ft-Fta	Pts	Reb	Ast	St	Blk	TO	Pf
Murray State	* 35	1-9	1-6	2-2	5	3	0	0	0	1	1
Illinois State	* 27	3-8	0-3	4-6	10	3	2	3	2	5	0
Holy Cross	* 31	3-12	0-4	2-2	8	2	2	1	1	2	3
Dayton	* 29	2-8	0-3	0-0	4	5	2	0	1	0	3
Memphis	* 27	4-8	2-4	0-0	10	3	3	0	0	3	5
Vanderbilt	* 33	5-13	2-4	3-6	15	3	5	1	1	2	1
Ohio	* 26	4-11	3-7	0-0	11	2	1	1	1	0	2
Tennessee Tech	* 23	3-8	0-2	2-2	8	2	2	0	0	0	4
Ark.-Monticello	* 30	3-10	3-5	3-4	12	4	3	0	0	1	0
Dayton	* 31	3-9	0-3	4-4	10	6	0	0	1	2	4
LSU	* 36	5-12	2-6	0-0	12	4	4	2	1	3	3
Miami (Ohio)	* 30	2-8	0-0	5-6	9	5	3	0	0	2	0
N.C. A&T	* 24	3-6	1-2	4-4	11	3	2	0	0	1	2
DePaul	* 19	1-6	0-3	0-0	2	3	2	0	2	0	0
Marquette	* 37	5-9	2-5	2-3	14	5	3	0	0	2	3
Connecticut	* 12	4-8	3-5	3-4	14	2	0	1	0	2	1
Syracuse											
Xavier											
Rutgers											
Louisville											
Georgetown											
USF											
West Virginia											
Louisville											
Pittsburgh											
Syracuse											
Providence											
Villanova											
Seton Hall											
West Virginia											

*denotes games started

Career Highs

Points 23	Dayton (12/4/04)	FTA	10	multiple opp.
FG	8	Rebounds ... 9	DePaul (1/6/05)	
FGA	16	Assists	8	Wake Forest (1/22/05)
3FG	4	Steals	3	multiple opp.
3FGA	9	Blocks	3	Gonzaga (3/20/03)
FT	8			

CAREER STATISTICS

Season	G-GS	Min-Avg	FG-FGA Pct	3G-3GA Pct	FT-FTA Pct	PTS-Avg	REB-Avg	AST-Avg	St	Blk	Dk	TO	Pf-D
2002-03	27-0	249-9.2	31-89 .348	6-20 .300	25-30 .833	93-3.4	54-2.0	15-0.6	4	11	0	20	37-1
2003-04	28-15	523-18.7	60-130 .462	10-22 .455	39-60 .650	169-6.0	73-2.6	65-2.3	18	12	4	41	47-1
2004-05	31-18	778-25.1	103-277 .372	39-107 .364	73-98 .745	318-10.3	133-4.3	76-2.5	11	17	1	53	72-2
2005-06	16-15	450-28.1	51-145 .352	19-62 .306	34-43 .791	155-9.7	55-3.4	34-2.1	9	10	3	26	32-1
Career	99-48	2000-20.2	245-641 .382	74-211 .351	171-231 .740	735-7.4	315-3.2	190-1.9	42	50	8	140	188-2



30 CEDRIC McGOWAN
6-6, 230 Jr. Miami, Fla.

- Has played a key role on the front line in his initial season as a Bearcat, following transfer from junior college.
- Team's second-leading rebounder (7.1) who has averaged 9.3 rebounds over his last three games.
- Tied a career high with three steals vs. Connecticut (1/9/06).

cut (1/9/06).

- Hauled down 20 rebounds—the most by a Bearcat in eight seasons—and tied his career scoring high with 13 points vs. DePaul (1/4/06), his first career double-double.
- Keyed win over Miami (Ohio) (12/28/05) with 10 points and seven rebounds, rebounding from a shoulder injury suffered five days earlier.
- Grabbed a career-high 13 rebounds and scored nine points vs. Arkansas-Monticello (12/19/05).
- Scored 12 points, grabbed seven rebounds and set a career high with three assists vs. Tennessee Tech (12/17/05).
- Scored a career-high 13 points and grabbed seven rebounds vs. Dayton (11/29/05).
- Scored nine points and grabbed 10 rebounds in his UC debut vs. Murray State (11/19/05), becoming the first UC player since Pete Mickeal (1998) to grab double digit rebounds in his first game.
- Earned honorable mention junior college All-American honors last season at Kilgore (Texas) College.
- Averaged 15.1 points and 5.9 rebounds while shooting .557 from the field; earning first team all-conference and all-district honors.
- First team all-state selection as a senior and two-time all-city and all-district pick at Miami Northwest High.
- Earned Defensive Player of the Year honors his junior and senior seasons.

2005-06 Game-by-Game Statistics

	Min	Fg-Fga	3g-3ga	Ft-Fta	Pts	Reb	Ass	St	Blk	TO	Pf
Murray State	* 32	4-8	0-1	1-2	9	10	2	0	0	0	3
Illinois State	* 23	1-5	0-1	2-4	4	3	0	1	0	0	3
Holy Cross	* 26	4-7	1-1	0-0	9	7	2	1	0	1	0
Dayton	* 29	5-6	3-4	0-0	13	7	0	0	0	0	2
Memphis	* 30	3-8	0-1	2-4	8	6	1	1	0	1	2
Vanderbilt	* 27	3-5	0-1	4-4	10	5	1	0	0	1	3
Ohio	* 26	4-7	0-0	0-1	8	8	1	1	0	1	0
Tennessee Tech	* 17	4-10	0-0	4-7	12	7	0	3	1	1	3
Ark.-Monticello	* 29	1-3	1-1	6-6	9	13	1	1	0	0	2
N.C. A&T	* 31	5-7	0-1	1-2	11	6	1	0	0	0	3
LSU	* 10	0-2	0-1	0-0	0	1	1	0	1	0	0
Miami (Ohio)	* 34	5-9	0-1	0-0	10	7	1	1	0	0	0
N.C. A&T	* 23	4-7	0-1	4-4	12	5	0	2	0	0	2
DePaul	* 32	5-9	0-0	3-4	13	20	0	0	0	1	1
Marquette	* 26	2-2	0-0	2-2	6	4	2	0	1	2	3
Connecticut	* 31	2-7	0-2	2-2	6	4	0	3	0	2	3
Syracuse											
Xavier											
Rutgers											
Louisville											
Georgetown											
USF											
West Virginia											
Louisville											
Pittsburgh											
Syracuse											
Providence											
Villanova											
Seton Hall											
West Virginia											

*denotes games started

Career Highs

Points	13	multiple opp.	FTA	6	Ark.-Mont. (12/19/05)
FG	5	multiple opp.	Rebounds ..	20	DePaul (1/4/06)
FGA	10	Tenn. Tech (12/17/05)	Assists	2	multiple opp.
3FG	3	Dayton (11/29/05)	Steals	3	multiple opp.
3FGA	4	Dayton (11/29/05)	Blocks	1	multiple opp.
FT	6	Ark.-Mont. (12/19/05)			

CAREER STATISTICS

Season	G	GS	Min	Avg	FG	FGA	Pct	3G	3GA	Pct	FT	FTA	Pct	PTS	Avg	REB	Avg	AST	Avg	St	Blk	Dk	TO	PF	D
2005-06	16	-16	426	-26.6	52	-102	.510	5	-16	.313	31	-42	.738	140	-8.8	113	-7.1	13	-0.8	14	3	9	10	30	-0
Career	16	-16	426	-26.6	52	-102	.510	5	-16	.313	31	-42	.738	140	-8.8	113	-7.1	13	-0.8	14	3	9	10	30	-0



1 CHADD MOORE
6-2, 175 Sr. Huntsville, Ala.

- Comeback Player of the Year candidate, overcoming chronic back problems which limited his play the past two years and caused him to give up the sport last February.
- Has been used as a defensive specialist.
- Played a season-high 26 minutes with three

assists at Connecticut (1/9/06).

- Keyed the defensive effort in the win over DePaul (1/4/06), tying a career-high with four steals.
- Has averaged 16.5 minutes of playing time in 11 games this season, starting the Tennessee Tech contest (12/17/05).
- Debuted by scoring nine points in 22 minutes vs. Vanderbilt (12/10/05).
- Had six points, four rebounds, two assists and two steals in win over Ohio (12/14/05).
- Missed the first five games this season due to his participation in a summer league when on medical hardship.
- Played in 24 games in 2004-05, making five starts.
- Had a pair of 10-point scoring performances vs. Purdue and LaSalle.
- Had a career-high 10 assists in the win LaSalle victory (12/22/04).
- Emerged as the No. 2 point guard in 2002-03.
- Made his first career start in the win over Chattanooga (1/2/03) and had 12 points, eight assists, five rebounds and two steals.

2005-06 Game-by-Game Statistics

	Min	Fg-Fga	3g-3ga	Ft-Fta	Pts	Reb	Ast	St	Blk	TO	Pf
Murray State	DND										
Illinois State	DND										
Holy Cross	DND										
Dayton	DND										
Memphis	DND										
Vanderbilt	22	2-4	0-1	5-6	9	0	1	1	0	1	3
Ohio	19	2-4	2-4	0-0	6	4	2	2	0	3	2
Tennessee Tech * 23	2-6	0-3	0-0	4	3	2	1	0	2	0	
Ark.-Monticello ...	15	0-1	0-1	0-0	0	1	4	1	1	0	1
Dayton	12	0-2	0-1	2-2	2	1	3	1	0	2	3
LSU	16	0-1	0-1	1-2	1	2	0	0	0	1	0
Miami (Ohio)	11	0-0	0-0	0-0	0	0	0	1	0	1	1
N.C. A&T	15	2-4	1-3	0-0	5	3	0	1	0	2	1
DePaul	12	1-4	0-2	0-0	2	1	1	4	0	0	2
Marquette	10	0-1	0-1	0-0	0	0	0	0	0	1	0
Connecticut	26	0-0	0-0	0-0	0	1	3	0	0	2	3
Syracuse											
Xavier											
Rutgers											
Louisville											
Georgetown ...											
USF											
West Virginia ...											
Louisville											
Pittsburgh											
Syracuse											
Providence											
Villanova											
Seton Hall											
West Virginia											

*denotes games started

Career Highs

Points	15	Oakland (11/24/03)	FTA	8	DePaul (1/8/03)
FG	7	Oakland (11/24/03)	Rebounds ...	5	Chattanooga (1/2/03)
FGA	10	Oakland (11/24/03)	Assists	10	LaSalle (12/22/04)
3FG	2	multiple opp.	Steals	4	multiple opp.
3FGA	6	LaSalle (12/22/04)	Blocks	2	TCU (1/11/03)
FT	7	DePaul (1/8/03)			

CAREER STATISTICS

Season	G-GS	Min-Avg	FG-FGA Pct	3G-3GA Pct	FT-FTA Pct	PTS-Avg	REB-Avg	AST-Avg	St Blk	Dk	TO	PF-D
2002-03	21 -1	185 -8.8	17 -43 .395	3 -9 .333	18 -26 .692	55 -2.6	15 -0.7	34 -1.6	13 6	0	16	14 -0
2003-04	25 -0	261 -10.4	30 -59 .508	5 -15 .333	16 -25 .640	81 -3.2	22 -0.9	50 -2.0	24 4	0	35	27 -0
2004-05	24 -5	362 -15.1	28 -70 .400	9 -30 .300	15 -21 .714	80 -3.3	40 -1.7	59 -2.5	21 10	0	29	39 -0
2005-06	11 -1	181 -16.5	9 -27 .333	3 -17 .176	8 -10 .800	29 -2.6	16 -1.5	16 -1.5	12 1	0	13	18 -0
Career	81 -7	989 -12.2	84 -199 .422	20 -71 .282	57 -82 .695	245 -3.0	93 -1.1	159 -2.0	70 21	0	93	98 -0



13 JIHAD MUHAMMAD

5-11, 175 Sr. Plainfield, N.J.

- Bearcats' version of "Instant Offense" with his long-range shooting coming off the bench.
- Scored a season-high 20 points vs. DePaul (1/4/06), going 7-of-12 from the field.
- Tallied 10 points and grabbed a season-high six rebounds in win at Marquette (1/7/06).
- Hero of win over Miami (Ohio) (12/28/05) with 15 points, four rebounds, four assists and two blocks, keying the game-turning 11-0 run with three baskets, two after making steals.
- Scored 15 points on 5-of-8 shooting from 3-point range vs. Arkansas-Monticello (12/19/05).
- Tallied a season-high 18 points vs. Tennessee Tech (12/17/06).
- Scored 17 points vs. Memphis (12/3/05).
- Made his UC debut last season at point guard following his transfer from junior college.
- Averaged 10.4 points and 2.7 assists, scoring in double digits 17 times last season.
- Team-leader in 3-point field goals (62) and made at least one trey in all but six games in 2004-05.
- Scored a career-high 24 points in the win over Tulane, going 9-of-13 from the field and 6-of-9 from 3-point range.
- Had 13 points in the win over Northwestern State (12/18/04), 11 in the final 15:52 to help UC erase a one-point deficit.
- Tallied 23 points vs. Northern Iowa (11/24/04), 12 in the final 6:46 of regulation to send the game into overtime.
- Made his UC debut with 17 points and seven rebounds vs. Valparaiso (11/19/04).
- Consensus junior college All-American in 2003-04 at San Jacinto Junior College.
- Averaged 16.8 points and 5.6 assists while leading the school to a 27-4 record, earning region MVP honors.
- First team All-American selection by *PrepStars* and *Hoop Scoop*.
- Rated the top junior college point guard prospect by *The Sporting News* and was ranked No. 2 by *Hoopmasters.com*.
- Earned the Small Player Award, honoring performers 6-feet and shooter, at the NJCAA Tournament after leading his team to the championship game.
- Helped Plainfield (N.J.) High to a 12th place finish in the state playoffs in 2001-02.

2005-06 Game-by-Game Statistics

	Min	Fg-Fga	3g-3ga	Ft-Fta	Pts	Reb	Ass	St	Blk	TO	Pf
Murray State	* 36	3-6	2-4	0-0	8	3	3	1	0	3	3
Illinois State	* 18	0-4	0-2	0-0	0	0	3	0	0	3	2
Holy Cross	22	2-6	0-3	1-1	5	4	4	1	0	2	3
Dayton	17	0-3	0-2	0-0	0	0	0	0	0	1	1
Memphis	28	6-13	3-5	2-4	17	3	0	0	0	4	5
Vanderbilt	18	4-10	1-4	0-0	9	3	1	0	0	0	0
Ohio	12	1-5	0-1	0-0	2	3	2	1	0	0	1
Tennessee Tech	18	5-8	2-3	6-6	18	3	3	3	0	1	1
Ark.-Monticello ...	20	5-9	5-8	0-0	15	0	0	1	0	0	3
Dayton	25	2-8	1-5	0-0	5	1	1	0	0	1	1
LSU	24	3-7	3-4	0-0	9	0	1	1	0	2	3
Miami (Ohio)	30	6-11	3-6	0-0	15	4	4	1	2	3	3
N.C. A&T	11	1-5	0-3	0-0	2	3	3	1	0	2	3
DePaul	31	7-12	3-7	3-4	20	3	0	0	1	0	2
Marquette	26	4-11	1-5	1-2	10	6	1	0	1	4	4
Connecticut	17	0-9	0-5	0-0	0	3	2	1	0	2	2
Syracuse											
Xavier											
Rutgers											
Louisville											
Georgetown ...											
USF											
West Virginia ...											
Louisville											
Pittsburgh											
Syracuse											
Providence											
Villanova											
Seton Hall											
West Virginia											

*denotes games started

Career Highs

Points ... 24	Tulane (3/2/05)	FTA 9	No. Iowa (11/24/04)
FG 9	Tulane (3/2/05)	Rebounds . 7	Valparaiso (11/19/04)
FGA 22	No. Iowa (11/24/04)	Assists 7	East Carolina (11/12/05)
3FG 6	Tulane (3/2/05)	Steals 3	multiple opp.
3FGA 15	No. Iowa (11/24/04)	Blocks 2	Miami (O.) (12/28/05)
FT 7	No. Iowa (11/24/04)		

CAREER STATISTICS

Season	G-GS	Min	-Avg	FG-FGA	Pct	3G-3GA	Pct	FT-FTA	Pct	PTS-Avg	REB-Avg	AST-Avg	St	Blk	Dk	TO	PF-D
2004-05	33-22	847	-25.7	115-310	.371	62-178	.348	51-67	.761	343-10.4	98-3.0	89-2.7	22	1	0	70	83-0
2005-06	16-2	353	-22.1	49-127	.386	24-67	.358	13-17	.765	135-8.4	39-2.4	28-1.8	11	4	0	28	37-1
Career	49-24	1200	-24.5	164-437	.375	86-245	.351	64-84	.762	478-9.8	137-2.8	117-2.4	33	5	0	98	120-1



2 DOMONIC TILFORD
5-11, 170 Fr. Louisville, Ky.

- First-year freshman who is seeing action as a reserve point guard.
- Played a career-high 19 minutes vs. North Carolina A&T (12/30/05), scoring three points and recording personal bests with three assists and a steal.
- Missed Marquette game (1/1/7/06) because of a death in the family.
- Scored three points vs. Tennessee Tech (12/17/05).
- Scored six points on 3-of-4 shooting vs. Holy Cross (11/25/05).
- Came off the bench to spark the offense with eight points in eight minutes on 3-of-3 shooting in the win over Murray State (11/19/05).
- Named Mr. Basketball for the state of Kentucky following his senior season at Jeffersontown High.
- Earned first team all-state honors and was the Kentucky Player of the Year selection by the Louisville *Courier-Journal*.
- Averaged 20.6 points, 4.1 assists, 3.2 rebounds while leading his school to a 29-5 record and a berth in the regional finals.
- Four-year starter who scored 2,026 points.
- Selected to play in the Kentucky-Indiana all-star series.

2005-06 Game-by-Game Statistics

	Min	Fg-Fga	3g-3ga	Ft-Fta	Pts	Reb	Ast	St	Blk	TO	Pf
Murray State.....	8	3-3	1-1	1-2	8	1	1	0	0	1	1
Illinois State.....	11	1-3	0-1	2-2	4	1	1	0	0	0	3
Holy Cross.....	12	3-4	0-0	0-0	6	0	1	0	1	0	0
Dayton.....	dnp										
Memphis.....	1	0-3	0-2	0-0	0	0	0	0	0	0	0
Vanderbilt.....	dnp										
Ohio.....	3	0-2	0-1	0-0	0	1	0	0	0	1	0
Tennessee Tech.....	8	1-2	0-1	1-2	3	1	1	0	0	0	0
Ark.-Monticello ...	7	1-4	0-2	0-0	2	1	1	0	0	1	2
Dayton.....	dnp										
LSU.....	dnp										
Miami (Ohio).....	dnp										
N.C. A&T.....	19	1-4	1-3	0-0	3	1	3	1	0	0	0
DePaul.....	dnp										
Marquette.....	DND										
Connecticut.....	1	0-0	0-0	0-0	0	0	0	1	0	1	0
Syracuse.....											
Xavier.....											
Rutgers.....											
Louisville.....											
Georgetown ...											
USF.....											
West Virginia ...											
Louisville.....											
Pittsburgh.....											
Syracuse.....											
Providence.....											
Villanova.....											
Seton Hall.....											
West Virginia											


*denotes games started

Career Highs

Points.....	8	Murray St. (11/19/05)	FTA.....	2	multiple opp.
FG.....	3	multiple opp.	Rebounds....	1	multiple opp.
FGA.....	4	multiple opp.	Assists.....	3	N.C. A&T (12/30/05)
3FG.....	1	multiple opp.	Steals.....	1	multiple opp.
3FGA.....	3	N.C. A&T (12/30/05)	Blocks.....	1	Holy Cross (11/25/05)
FT.....	2	Illinois St. (11/22/05)			

CAREER STATISTICS

Season	G-GS	Min -Avg	FG-FGA	Pct	3G-3GA	Pct	FT-FTA	Pct	PTS -Avg	REB -Avg	AST -Avg	St Blk	Dk	TO	PF -D
2005-06	9-0	70 -7.8	10 -25	.400	2 -11	.182	4 -6	.667	26 -2.9	6 -0.7	8 -0.9	2 0	0	5	6-0
Career	9-0	70 -7.8	10 -25	.400	2 -11	.182	4 -6	.667	26 -2.9	6 -0.7	8 -0.9	2 0	0	5	6-0



21 JAMES WHITE

6-7, 200 Sr. Washington, D.C.

- All-BIG EAST honors candidate.
- Versatile perimeter player who can perform inside and has the shooting range and ball-handling skills of a guard.
- Team scoring leader (17.6) who has reached double figures in all 16 games.
- Topped the 1,000-point mark in career scoring (1,014).
- Leads the team in free throw percentage (.875) and is second in steals (1.6) and third in rebounding (5.4) and field goal percentage (.505).
- Had 18 points, six rebounds and four assists vs. Connecticut (1/9/06).
- Foul trouble limited him to 27 minutes and 12 points vs. Marquette (1/7/06), but he had a career-high four blocked shots.
- Tallied a season-high 23 points vs. North Carolina A&T (12/30/05), matching personal bests with four 3-point field goals and four steals.
- Named to the Las Vegas Holiday Classic all-tournament team after averaging 18.8 points, 6.0 rebounds, 1.8 steals in the four wins, shooting .556 from the field.
- Rallied UC from a five-point deficit in the final two and a half minutes of the win over LSU (12/23/05), hitting back-to-back 3-pointers at the 2:27 and 1:51 marks and a pair of clinching free throws at :17.
- Scored 19 points vs. LSU and 19 the previous game vs. Dayton (12/22/05).
- Tallied 19 points on 8-of-10 shooting and grabbed a season-high eight rebounds vs. Tennessee Tech (12/17/05)
- Had 18 points, seven rebounds and four assists vs. Ohio (12/14/05).
- Scored 18 points on 7-of-9 shooting and had seven rebounds, three steals, and two blocks in the win over Vanderbilt (12/10/05), sinking a career-high four treys.
- Scored 21 points in win over Murray State (11/19/05), making a steal and dunk in the final seconds of regulation to send the game into overtime.
- Team leader in assists (3.1) in 2004-05 and scored in double digits 19 times.
- Scored the game-winning basket vs. Memphis (3/5/05) when he grabbed an offensive rebound and hit a short jumper from the baseline with 16.2 seconds to play. Finished with 11 points and tied a career high with 11 rebounds.
- Scored a career-high 25 points, on 9-of-12 shooting, and grabbed 10 rebounds, one shy of his career best, in the win over Houston (1/29/05).
- Became the starting small forward in early January of the 2003-04 season and took over the point guard duties for the final six games of the year.
- Led team in assists (3.6) in 2003-04.
- Named C-USA co-Player of the Week after averaging 14.5 points, 8.0 assists and 7.0 rebounds while shooting 69 percent from the field in a pair of UC wins (Feb. 23-29).
- Dished out a career-high nine assists at Charlotte (2/28/04).
- Scored 23 points and grabbed 11 rebounds in the win over Saint Louis (2/25/04).
- Transfer from Florida who was one of the top subs as a freshman in 2001-02, helping the Gators to a 22-9 record.
- Saw action in all but two games, made two starts.
- Earned McDonald's All-American honors at Hargrave Military Academy in 2000-01.
- Named Maryland high school Player of the Year as a junior at Newport High in Kensington, Md. in 1999-00.

2005-06 Game-by-Game Statistics

	Min	Fg-Fga	3g-3ga	Ft-Fta	Pts	Reb	Ast	St	Blk	TO	Pf
Murray State	* 44	7 -21	0 -5	7 -7	21	5	3	2	0	4	3
Illinois State	* 37	6 -10	3 -6	3 -4	18	6	2	2	1	1	1
Holy Cross	* 28	7 -8	1 -2	4 -4	19	3	1	2	1	3	4
Dayton	* 39	3 -10	1 -2	8 -10	15	4	4	2	0	4	4
Memphis	* 32	4 -9	1 -3	8 -8	17	6	2	0	2	5	4
Vanderbilt	* 33	7 -9	4 -5	0 -0	18	7	0	3	2	4	4
Ohio	* 36	7 -13	1 -4	3 -4	18	7	4	2	1	0	2
Tennessee Tech	* 28	8 -10	0 -0	3 -3	19	8	3	1	0	3	1
Ark.-Monticello ...	* 26	6 -12	2 -6	4 -4	18	6	1	3	1	4	1
Dayton	* 31	6 -13	1 -4	6 -6	19	5	0	1	0	1	3
LSU	* 40	5 -10	3 -5	6 -8	19	5	0	2	0	0	2
Miami (Ohio)	* 31	1 -6	0 -1	8 -9	10	3	1	0	0	2	2
N.C. A&T	* 30	8 -13	4 -5	3 -4	23	5	4	4	1	1	2
DePaul	* 38	7 -13	2 -6	1 -2	17	6	4	0	2	2	2
Marquette	* 27	4 -13	2 -6	2 -3	12	5	2	1	4	2	4
Connecticut	* 35	6 -12	2 -4	4 -4	18	6	4	0	1	1	4
Syracuse											
Xavier											
Rutgers											
Louisville											
Georgetown											
USF											
West Virginia ...											
Louisville											
Pittsburgh											
Syracuse											
Providence											
Villanova											
Seton Hall											
West Virginia											

*denotes games started

Career Highs

Points 25	Houston (1/29/05)	FTA	10	Dayton (11/29/05)	
FG	10	Saint Louis (2/25/04)	Rebounds .	11	multiple opp.
FGA	15	USF (3/10/05)	Assists	9	Charlotte (2/28/04)
3FG	4	multiple opp.	Steals	4	multiple opp.
3FGA	6	multiple opp.	Blocks	4	Marquette (1/7/06)
FT	8	multiple opp.			

CAREER STATISTICS

Season	G-GS	Min -Avg	FG -FGA	Pct	3G -3GA	Pct	FT -FTA	Pct	PTS -Avg	REB -Avg	AST -Avg	St	Blk	Dk	TO	PF -D
2001-02*	30 -2	615 -20.5	71 -169	.420	20 -69	.290	20 -40	.500	182 -6.1	86 -2.9	51 -1.7	27	17	-	48	61 -1
2003-04	27 -22	677 -25.1	71 -185	.384	15 -63	.238	57 -71	.803	214 -7.9	109 -4.0	96 -3.6	24	18	8	57	55 -0
2004-05	33 -30	940 -28.5	109 -246	.443	36 -94	.383	83 -104	.798	337 -10.2	158 -4.8	102 -3.1	30	12	17	66	71 -0
2005-06	16 -16	535 -33.4	92 -182	.505	27 -64	.422	70 -80	.875	281 -17.6	87 -5.4	35 -2.2	25	16	10	37	43 -0
Career	106 -70	2767 -26.1	343 -782	.439	98 -290	.338	230 -295	.780	1014 -9.6	440 -4.2	284 -2.7	106	63	35	208	230 -1

*2001-02 Stats from University of Florida



20 BRANDEN MILLER

6-4, 180 Fr.

Cincinnati, Ohio

- First-year freshman who made the team as a walk-on.
- Has seen action in six games.
- Scored his first college points with a basket vs. Tennessee Tech (12/17/05).
- Scored a point and grabbed a rebound in win over

North Carolina A&T (12/30/05).

- Made his UC debut vs. Illinois State (11/22/05).
- Size is a plus for his contributions in practice.
- Conference Player of the Year as a senior at Indian Hill High in Cincinnati.
- Honorable mention all-state.
- Helped team to a 20-2 record as a senior.
- Third team all-state selection in soccer, also earning all-district honors.

2005-06 Game-by-Game Statistics

	Min	Fg-Fga	3g-3ga	Ft-Fta	Pts	Reb	Ast	St	Blk	TO	Pf
Murray State	dnp										
Illinois State	1	0-0	0-0	0-0	0	0	0	0	0	0	0
Holy Cross	1	0-0	0-0	0-0	0	1	0	0	0	0	0
Dayton	dnp										
Memphis	dnp										
Vanderbilt	dnp										
Ohio	1	0-0	0-0	0-0	0	0	0	0	0	0	0
Tennessee Tech	2	1-2	0-1	0-0	2	0	0	0	0	0	0
Ark.-Monticello ...	3	0-0	0-0	0-0	0	0	0	0	0	1	0
Dayton	dnp										
LSU	dnp										
Miami (Ohio)	dnp										
N. C. A&T	3	0-0	0-0	1-2	1	1	0	0	0	0	0
DePaul	dnp										
Marquette	dnp										
Connecticut	dnp										
Syracuse	dnp										
Xavier	dnp										
Rutgers	dnp										
Louisville	dnp										
Georgetown ...	dnp										
USF	dnp										
West Virginia ...	dnp										
Louisville	dnp										
Pittsburgh	dnp										
Syracuse	dnp										
Providence	dnp										
Villanova	dnp										
Seton Hall	dnp										
West Virginia	dnp										

*denotes games started

Career Highs

Points	2	Tenn. Tech (12/17/05)	FTA	2	N.C. A&T (12/30/05)
FG	1	Tenn. Tech (12/17/05)	Rebounds ...	1	multiple opp.
FGA	2	Tenn. Tech (12/17/05)	Assists	0	
3FG	0		Steals	0	
3FGA	1	Tenn. Tech (12/17/05)	Blocks	0	
FT	1	N.C. A&T (12/30/05)			

CAREER STATISTICS

Season	G-GS	Min -Avg	FG-FGA Pct	3G-3GA Pct	FT-FTA Pct	PTS -Avg	REB -Avg	AST -Avg	St Blk	Dk	TO	PF-D
2005-06	6-0	11 -1.8	1-2 .500	0-1 .000	1-2 .500	3 -0.5	2 -0.3	0-0-0	0 0	0	1	0-0
Career	6-0	11 -1.8	1-2 .500	0-1 .000	1-2 .500	3 -0.5	2 -0.3	0-0-0	0 0	0	1	0-0



10 PAT WATT

5-10, 190 Fr.

Cincinnati, Ohio

- First-year freshman who made the team as a walk-on.
- Had an assist vs. North Carolina A&T (12/30/05).
- Recorded a rebound, assist and steal vs. Tennessee Tech (12/17/05).
- Made his UC debut vs. Illinois State (11/22/05)
- Played both football and basketball at Moeller High in Cincinnati.
- First team all-league selection as a point guard.
- First team all-state selection as a wide receiver in football.
- Helped football team to a 10-3 record and the regional finals of the state playoffs.

2005-06 Game-by-Game Statistics

	Min	Fg-Fga	3g-3ga	Ft-Fta	Pts	Reb	Ass	St	Blk	TO	Pf
Murray State	dnp										
Illinois State	1	0-1	0-0	0-0	0	0	0	0	0	0	0
Holy Cross	1	0-1	0-1	0-0	0	1	0	0	0	0	0
Dayton	dnp										
Memphis	dnp										
Vanderbilt	dnp										
Ohio	1	0-0	0-0	0-0	0	1	0	0	0	0	1
Tennessee Tech	3	0-0	0-0	0-0	0	1	1	1	0	0	0
Ark.-Monticello ...	2	0-0	0-0	0-0	0	0	0	0	0	1	0
Dayton	dnp										
LSU	dnp										
Miami (Ohio)	dnp										
N.C. A&T	2	0-0	0-0	0-0	0	0	1	0	0	0	0
DePaul	DND										
Marquette	DND										
Connecticut	DND										
Syracuse											
Xavier											
Rutgers											
Louisville											
Georgetown											
USF											
West Virginia ...											
Louisville											
Pittsburgh											
Syracuse											
Providence											
Villanova											
Seton Hall											
West Virginia											

*denotes games started

Career Highs

Points	0	FTA	0
FG	0	Rebounds ...	1 multiple opp.
FGA	1 multiple opp.	Assists	1 multiple opp.
3FG	0	Steals	1 Tenn. Tech (12/17/05)
3FGA	1 Holy Cross (11/25/05)	Blocks	0
FT	0		

CAREER STATISTICS

Season	G-GS	Min	-Avg	FG-FGA	Pct	3G-3GA	Pct	FT-FTA	Pct	PTS	-Avg	REB	-Avg	AST	-Avg	St	Blk	Dk	TO	PF	-D
2005-06	6-0	10	-1.7	0-2	.000	0-1	.000	0-0	—	0-0.0	3-0.5	2-0.3	1	0	0	1	0	0	1	1-0	
Career	6-0	10	-1.7	0-2	.000	0-1	.000	0-0	—	0-0.0	3-0.5	2-0.3	1	0	0	1	0	0	1	1-0	

2005-06 UNIVERSITY OF CINCINNATI MEN'S BASKETBALL STATISTICS

Overall Record: 13-3

BIG EAST Conference: 2-1

	<u>G-GS</u>		<u>Min-Avg</u>		<u>FG-FGA Pct</u>		<u>3-POINT FG-FGA Pct</u>		<u>FT-FTA Pct</u>		<u>SCORING Pts -Avg</u>		<u>REBOUND Reb-Avg</u>		<u>ASSISTS Ast-Avg</u>		<u>Stl</u>	<u>Blk</u>	<u>TO</u>	<u>PF-DQ</u>				
WHITE	16	-16	535	-33.4	92	-182	.505	27	-64	.422	70	-80	.875	281	-17.6	87	-5.4	35	-2.2	25	16	37	43	-0
Career	106	-70	2767	-26.1	343	-782	.439	98	-290	.338	230	-295	.780	1014	-9.6	440	-4.2	284	-2.7	106	63	208	230	-1
HICKS	16	-16	532	-33.3	97	-188	.516	3	-9	.333	44	-61	.721	241	-15.1	145	-9.1	20	-1.3	11	59	20	32	-1
Career	105	-47	2480	-23.6	365	-693	.527	7	-26	.269	224	-385	.582	961	-9.2	704	-6.7	62	-0.6	49	202	118	215	-1
DOWNEY	16	-14	460	-28.8	73	-163	.448	8	-32	.250	59	-71	.831	213	-13.3	37	-2.3	64	-4.0	33	4	35	33	-0
Career	16	-14	460	-28.8	73	-163	.448	8	-32	.250	59	-71	.831	213	-13.3	37	-2.3	64	-4.0	33	4	35	33	-0
KIRKLAND	16	-15	450	-28.1	51	-145	.352	19	-62	.306	34	-43	.791	155	-9.7	55	-3.4	34	-2.1	9	10	26	32	-1
Career	99	-48	2000	-20.2	245	-641	.382	74	-211	.351	171	-231	.740	735	-7.4	315	-3.2	190	-1.9	42	50	140	188	-2
McGOWAN	16	-16	426	-26.6	52	-102	.510	5	-16	.313	31	-42	.738	140	-8.8	113	-7.1	13	-0.8	14	3	10	30	-0
Career	16	-16	426	-26.6	52	-102	.510	5	-16	.313	31	-42	.738	140	-8.8	113	-7.1	13	-0.8	14	3	10	30	-0
MUHAMMAD	16	-2	353	-22.1	49	-127	.386	24	-67	.358	13	-17	.765	135	-8.4	39	-2.4	28	-1.8	11	4	28	37	-1
Career	49	-24	1200	-24.5	164	-437	.375	86	-245	.351	64	-84	.762	478	-9.8	137	-2.8	117	-2.4	33	5	98	120	-1
ALLEN	16	-0	131	-8.2	17	-35	.486	8	-15	.533	10	-14	.714	52	-3.3	31	-1.9	1	-0.1	3	4	11	29	-0
Career	35	-0	344	-9.8	56	-119	.471	10	-26	.385	23	-36	.639	145	-4.1	76	-2.2	1	-0.0	4	8	44	75	-0
TILFORD	9	-0	70	-7.8	10	-25	.400	2	-11	.182	4	-6	.667	26	-2.9	6	-0.7	8	-0.9	2	0	5	6	-0
Career	9	-0	70	-7.8	10	-25	.400	2	-11	.182	4	-6	.667	26	-2.9	6	-0.7	8	-0.9	2	0	5	6	-0
MOORE	11	-1	181	-16.5	9	-27	.333	3	-17	.176	8	-10	.800	29	-2.6	16	-1.5	16	-1.5	12	1	13	18	-0
Career	81	-7	989	-12.2	84	-199	.422	20	-71	.282	57	-82	.695	245	-3.0	93	-1.1	159	-2.0	70	21	93	98	-0
MILLER	6	-0	11	-1.8	1	-2	.500	0	-1	.000	1	-2	.500	3	-0.5	2	-0.3	0	-0.0	0	0	1	0	-0
Career	6	-0	11	-1.8	1	-2	.500	0	-1	.000	1	-2	.500	3	-0.5	2	-0.3	0	-0.0	0	0	1	0	-0
WATT	6	-0	10	-1.7	0	-2	.000	0	-1	.000	0	-0	—	0	-0.0	3	-0.5	2	-0.3	1	0	1	1	-0
Career	6	-0	10	-1.7	0	-2	.000	0	-1	.000	0	-0	—	0	-0.0	3	-0.5	2	-0.3	1	0	1	1	-0
MURRAY	6	-0	23	-3.8	2	-2	1.000	0	-0	—	1	-2	.500	5	-0.8	5	-0.8	0	-0.0	1	0	1	3	-0
Career	28	-0	62	-2.2	4	-10	.400	0	-0	—	3	-4	.750	11	-0.4	15	-0.5	1	-0.0	1	0	3	7	-0
COLEMAN	6	-0	43	-7.2	2	-7	.286	1	-4	.250	8	-12	.667	13	-2.2	9	-1.5	2	-0.3	1	1	0	1	-0
Career	6	-0	43	-7.2	2	-7	.286	1	-4	.250	8	-12	.667	13	-2.2	9	-1.5	2	-0.3	1	1	0	1	-0
TEAM															50							2	1	
CINCINNATI	16		3225	-40.3	455	-1007	.452	100	-299	.334	283	-360	.786	1293	-80.8	598	-37.4	223	-13.9	123	102	190	266	-3
OPPONENTS	16		3225	-40.3	391	-985	.397	101	-286	.353	203	-299	.679	1086	-67.9	610	-38.1	201	-12.6	100	63	262	298	-4

Jump Balls: UC -13, Opp-4

Dead Ball Rebounds: UC-49, Opp-62

2005-06 UNIVERSITY OF CINCINNATI MEN'S BASKETBALL STATISTICS

Records

OVERALL:	13-3	HOME:	8-2
*CONFERENCE:	2-1	AWAY:	2-1
OVERTIME:	1-0	NEUTRAL:	3-0

Game-By-Game Scoring/Rebounding

Game Starter Stats in **Bold**

+Points/Assists

Date	Score	Opponent	Rank†	Attn	Hicks	White	KirkInd	Mhmd+	McGwn	Moor+	Dwny+	Tlfrd+	Allen	Miller	Watt	Colmn	Murray
Nov. 19	79 -75 ot	MURRAY STATE (WXIX)	8,088	18/10	21/5	5/3	8/3	9/10	DND	DND	4/3	8/1	2/1	—	—	4/1	—
Nov. 22	76 -59	ILLINOIS STATE (WXIX)	8,802	8/11	18/6	10/3	0/3	4/3	DND	DND	21/3	4/1	9/1	0/0	0/0	1/3	1/1
Nov. 25	77 -55	HOLY CROSS	8,902	5/5	19/3	8/2	5/4	9/7	DND	DND	12/3	6/0	11/5	0/1	0/1	2/3	0/0
Nov. 29	66 -75	DAYTON (WXIX)	9,199	18/8	15/4	4/5	0/0	13/7	DND	DND	8/0	—	4/2	—	—	4/1	0/1
Dec. 3	81 -91	MEMPHIS (ESPN)	9/9	9,440	15/14	17/6	10/3	17/0	8/6	DND	14/2	0/0	0/4	—	—	0/1	0/0
Dec. 10	92 -83	at Vanderbilt (WXIX)	13,032	13/8	18/7	15/3	9/1	10/5	9/1	18/2	—	—	0/3	—	—	—	—
Dec. 14	86 -58	OHIO (WXIX)	9,133	8/9	18/7	11/2	2/2	8/8	6/2	24/5	0/0	5/1	0/0	0/1	0/1	2/0	2/0
Dec. 17	105 -62	TENN. TECH (1) (WBQC)	7,011	19/7	19/8	8/2	18/3	12/7	4/2	16/9	3/1	2/1	2/0	2/0	0/1	—	2/3
Dec. 19	84 -63	ARK.-MONTICELLO (1) (WBQC) ...	6,024	15/6	18/6	12/4	15/0	9/13	0/4	13/3	2/1	0/0	0/0	0/0	0/0	—	—
Dec. 22	81 -63	vs. Dayton (2)	1,100	10/3	19/5	10/6	5/1	11/6	2/3	21/3	—	—	3/5	—	—	—	—
Dec. 23	75 -72	vs. LSU (2)	1,000	21/7	19/5	12/4	9/1	0/1	1/0	11/8	—	—	2/2	—	—	—	—
Dec. 28	75 -65	vs. MIAMI (Ohio) (3) (WXIX)	11,786	11/9	10/3	9/5	15/4	10/7	0/0	19/2	—	—	1/0	—	—	—	—
Dec. 30	105 -69	NORTH CAROLINA A&T (WXIX)	8,559	24/10	23/5	11/3	2/3	12/5	5/0	13/11	3/3	11/4	1/1	0/1	0/1	—	—
Jan. 4	82 -60	DePAUL* (WXIX)	8,605	20/15	17/6	2/3	20/0	13/20	2/1	6/6	—	—	2/0	—	—	—	—
Jan. 7	70 -66	at Marquette* (ERT-WXIX)	15,105	22/12	12/5	14/5	10/1	6/4	0/0	6/2	—	—	0/2	—	—	—	—
Jan. 9	59 -70	at Connecticut* (ESPN)	4/4	16,294	14/11	18/6	14/2	0/2	6/4	0/3	7/2	0/0	0/0	—	—	—	—
Jan. 14		SYRACUSE* (WXIX-ERT) -/24	8:00														
Jan. 19		at Xavier (4) (ESPN)	9:00														
Jan. 22		RUTGERS* (WXIX)	2:00														
Jan. 25		at Louisville* (ESPN2)	7:30														
Jan. 28		at Georgetown* (ESPN2)	12:00														
Jan. 31		USF* (WXIX)	8:00														
Feb. 4		at West Virginia* (ERT-WXIX)	12:00														
Feb. 6		LOUISVILLE* (ESPN2)	7:00														
Feb. 12		at Pittsburgh* (WXIX)	2:00														
Feb. 15		at Syracuse* (ESPN)	7:30														
Feb. 17		PROVIDENCE* (WXIX)	8:00														
Feb. 23		VILLANOVA* (ESPN)	9:00														
Feb. 28		at Seton Hall* (WXIX)	8:00														
Mar. 4		WEST VIRGINIA* (ESPN)	12:00														
Mar. 9-12		BIG EAST Tournament (ESPN)	tba														
		Madison Square Garden, New York															

†Rank (AP/USA Today-ESPN) at the time of the game.
All times EST and subject to change.

- (1) Las Vegas Holiday Classic, Cincinnati, Ohio
- (2) Las Vegas Holiday Classic, Las Vegas, Nev.
- (3) U.S. Bank Arena, Cincinnati, Ohio
- (4) Skyline Chili Crosstown Shootout

ATTENDANCE

Home	83,761	-8,376
Away	44,430	-14,810
Neutral	13,886	-4,629
Total	142,007	-8,880

MISCELLANEOUS

First Half Scoring	617 -38.6	556 -34.8
Second Half Scoring	667 -41.7	525 -32.8
Overtime	9 -9.0	5 -5.0
Points Off Turnovers	330 -20.6	195 -12.2
Second Chance Points	199 -12.4	175 -10.9
Bench Scoring	284 -17.8	309 -19.3

UC

OPP

2005-06 CINCINNATI BIG EAST CONFERENCE STATISTICS

	G -GS	Min -Avg	FG -FGA	Pct	3-POINT			FT -FTA	Pct	SCORING	REBOUND	ASSISTS	Stl	Blk	Dnk	TO	PF-DQ
					FG -FGA	Pct	Pts -Avg			Reb -Avg	Ast -Avg						
HICKS	3 -3	108 -36.0	24 -45	.533	2 -3	.667	6 -9	.667	56 -18.7	38 -12.7	3 -1.0	2	18	3	2	5 -0	
Career	3 -3	108 -36.0	24 -45	.533	2 -3	.667	6 -9	.667	56 -18.7	38 -12.7	3 -1.0	2	18	3	2	5 -0	
WHITE	3 -3	100 -33.3	17 -38	.447	6 -16	.375	7 -9	.778	47 -15.7	17 -5.7	10 -3.3	1	7	1	5	10 -0	
Career	3 -3	100 -33.3	17 -38	.447	6 -16	.375	7 -9	.778	47 -15.7	17 -5.7	10 -3.3	1	7	1	5	10 -0	
KIRKLAND	3 -3	68 -22.7	10 -23	.435	5 -13	.385	5 -7	.714	30 -10.0	10 -3.3	5 -1.7	1	2	0	4	4 -0	
Career	3 -3	68 -22.7	10 -23	.435	5 -13	.385	5 -7	.714	30 -10.0	10 -3.3	5 -1.7	1	2	0	4	4 -0	
MUHAMMAD	3 -0	74 -24.7	11 -32	.344	4 -17	.235	4 -6	.667	30 -10.0	12 -4.0	3 -1.0	1	2	0	6	8 -0	
Career	3 -0	74 -24.7	11 -32	.344	4 -17	.235	4 -6	.667	30 -10.0	12 -4.0	3 -1.0	1	2	0	6	8 -0	
McGOWAN	3 -3	89 -29.7	9 -18	.500	0 -2	.000	7 -8	.875	25 -8.3	28 -9.3	2 -0.7	3	1	3	5	7 -0	
Career	3 -3	89 -29.7	9 -18	.500	0 -2	.000	7 -8	.875	25 -8.3	28 -9.3	2 -0.7	3	1	3	5	7 -0	
DOWNEY	3 -3	93 -31.0	8 -28	.286	0 -4	.000	3 -5	.600	19 -6.3	7 -2.3	10 -3.3	6	1	0	6	5 -0	
Career	3 -3	93 -31.0	8 -28	.286	0 -4	.000	3 -5	.600	19 -6.3	7 -2.3	10 -3.3	6	1	0	6	5 -0	
ALLEN	3 -0	19 -6.3	1 -3	.333	0 -1	.000	0 -0	—	2 -0.7	2 -0.7	0 -0.0	0	1	0	1	3 -0	
Career	3 -0	19 -6.3	1 -3	.333	0 -1	.000	0 -0	—	2 -0.7	2 -0.7	0 -0.0	0	1	0	1	3 -0	
MOORE	3 -0	48 -16.0	1 -5	.200	0 -3	.000	0 -0	—	2 -0.7	2 -0.7	4 -1.3	4	0	0	3	5 -0	
Career	3 -0	48 -16.0	1 -5	.200	0 -3	.000	0 -0	—	2 -0.7	2 -0.7	4 -1.3	4	0	0	3	5 -0	
TILFORD	1 -0	1 -1.0	0 -0	—	0 -0	—	0 -0	—	0 -0.0	0 -0.0	0 -0.0	1	0	0	1	0 -0	
Career	1 -0	1 -1.0	0 -0	—	0 -0	—	0 -0	—	0 -0.0	0 -0.0	0 -0.0	1	0	0	1	0 -0	
MILLER	-	-	-	-	-	-	-	-	-	-	-	-	-	-	-	-	
Career	-	-	-	-	-	-	-	-	-	-	-	-	-	-	-	-	
WATT	-	-	-	-	-	-	-	-	-	-	-	-	-	-	-	-	
Career	-	-	-	-	-	-	-	-	-	-	-	-	-	-	-	-	
TEAM										11					0	0	
CINCINNATI	3	600 -40.0	81 -192	.422	17 -59	.288	32 -44	.727	211 -70.3	127 -42.3	37 -12.3	19	32	7	33	47 0	
OPPONENTS	3	600 -40.0	73 -197	.371	15 -51	.294	35 -48	.729	196 -65.3	123 -41.0	34 -11.3	18	21	6	36	41 0	

JUMP BALLS: UC-2, Opp-1

DEAD BALL REBOUNDS: UC-5, OPP-5

SEASON SUPERLATIVES

	Individual High	Cincinnati High	Opponent High
Points	24 Downey v Ohio	105 v Tennessee Tech	91 by Memphis
	24 Hicks v N.C. A&T	105 v N.C. A&T	
FG Made	11 Hicks v N.C. A&T	40 v Tennessee Tech	32 by Memphis
FG Attempted	21 White v Murray State	73 v DePaul	75 by Memphis
3-Pt FG Made	5 Muhammad v Ark.-Monticello	12 v Ark.-Monticello	11 by Memphis
3-Pt FG Att.	8 Muhammad v Ark.-Monticello	27 v Ark.-Monticello	26 by Murray State
FT Made	9 Hicks v Memphis	25 v 3 opponents	23 by Vanderbilt
	9 Downey v Miami		
FT Attempted	14 Hicks v Memphis	34 v Memphis	34 by Vanderbilt
Rebounds	20 McGowan v DePaul	53 v DePaul	52 by Connecticut
Rebound Margin		+18 v DePaul	+20 by Connecticut
Fouls		24 v Vanderbilt	25 by Illinois State
Assists	11 Downey v N.C. A&T	25 v N.C. A&T	18 by Memphis, LSU
Turnovers	5 Kirkland v Illinois State	20 v Memphis	26 by Illinois State
	5 White v Memphis		
Blocks	10 Hicks v Marquette	18 v Marquette	11 by Connecticut
Steals	5 Downey v Marquette	14 v Ohio, Tennessee Tech	10 by Holy Cross, Memphis
FG Pct.		.563 v Tennessee Tech (40-71)	.528 by LSU (28-53)
3-Pt FG Pct.		.545 v Miami (6-11)	.556 by Dayton (5-9)-2
FT Pct.		.926 v Dayton (25-27)-2	.923 by Murray State (12-13)

SEASON TEAM LOWS

	Cincinnati	Opponents
Points	59 v Connecticut	55 by Holy Cross
FG Made	21 v Connecticut	19 by Holy Cross
FG Attempted	48 v Miami	49 by Dayton-2
3-Pt FG Made	2 v Tennessee Tech, Dayton	2 by LSU
3-Pt FG Att.	11 v Miami	8 by LSU
FT Made	9 v DePaul	8 by Ark.-Monticello, Miami
FT Attempted	13 v DePaul	10 by Ark.-Monticello
Rebounds	25 v LSU	31 by Ark.-Monticello
Fouls	11 v Ark.-Monticello	11 by DePaul
Assists	7 v Dayton-1	5 by DePaul
Turnovers	6 v DePaul	9 by DePaul
Blocks	0 v Murray State	0 by Dayton-2
Steals	3 v 3 opponents	0 by Dayton-2
FG Pct.	.356 v Connecticut (21-59)	.302 by Holy Cross (19-63)
3-FG Pct.	.118 v Dayton (2-17)-2	.238 by Ark.-Monticello (5-21)
FT Pct.	.667 v LSU (10-15)	.500 by Dayton (14-28)-2

2005-06 UNIVERSITY OF CINCINNATI MEN'S BASKETBALL STATISTICS

Game-by-Game Team Totals

	FG-FGA	Pct	3G-3GA	Pct	FT-FTA	Pct	Reb	Ast	Stl	Blk	To	PF-D	1st	2nd	OT	Score
MURRAY STATE	27 -70	.386	9 -26	.346	12 -13	.923	41	14	6	6	15	22 -1	33	37	5	75
@ CINCINNATI	26 -66	.394	5 -19	.263	22 -28	.786	43	14	3	0	11	17 -0	35	35	9	79
ILLINOIS STATE	20 -51	.392	9 -22	.409	10 -14	.714	33	16	1	2	26	25 -0	34	25	-	59
@ CINCINNATI	25 -61	.410	8 -20	.400	18 -26	.692	34	15	12	7	13	17 -0	43	33	-	76
HOLY CROSS	19 -63	.302	4 -15	.267	13 -16	.813	39	11	10	1	19	19 -1	26	29	-	55
@ CINCINNATI	28 -59	.475	5 -16	.313	16 -21	.762	37	16	12	7	16	17 -0	29	48	-	77
DAYTON	27 -55	.491	5 -12	.417	16 -19	.842	36	12	3	3	12	14 -0	43	32	-	75
@ CINCINNATI	24 -63	.381	4 -19	.211	14 -17	.824	33	7	4	5	10	17 -0	35	31	-	66
MEMPHIS	32 -75	.427	11 -21	.524	16 -25	.640	45	18	10	8	18	24 -2	44	47	-	91
@ CINCINNATI	25 -66	.379	6 -20	.300	25 -34	.735	42	8	3	5	20	20 -2	35	46	-	81
@ VANDERBILT	26 -60	.433	8 -16	.500	23 -34	.676	43	14	8	1	17	20 -0	41	42	-	83
CINCINNATI	30 -62	.484	7 -18	.389	25 -30	.833	32	11	9	4	10	24 -1	49	43	-	92
OHIO	21 -65	.323	7 -24	.292	9 16	.563	41	12	3	3	18	15 -0	38	20	-	58
@ CINCINNATI	34 -67	.507	7 -20	.350	11 -14	.786	39	17	14	7	10	12 -0	39	47	-	86
TENNESSEE TECH	20 -62	.323	7 -20	.350	15 -26	.577	35	7	2	2	22	22 -0	25	37	-	62
@ CINCINNATI	40 -71	.563	2 -12	.167	23 -29	.793	44	22	14	6	9	17 -0	51	54	-	105
ARK-MONTICELLO	25 -56	.446	5 -21	.238	8 -10	.800	31	14	5	4	15	17 -0	28	25	-	63
@ CINCINNATI	27 -63	.429	12 -27	.444	18 -21	.857	37	15	8	5	10	11 -0	38	46	-	84
DAYTON	22 -49	.449	5 -9	.556	14 -28	.500	38	8	0	0	20	24 -0	32	31	-	63
vs. CINCINNATI	27 -62	.435	2 -17	.118	25 -27	.926	33	8	3	4	7	23 -0	38	43	-	81
LSU	28 -53	.528	2 -8	.250	14 -21	.667	38	18	8	5	23	16 -0	37	35	-	72
vs. CINCINNATI	28 -60	.467	9 -19	.474	10 -15	.667	25	16	5	6	14	14 -0	39	36	-	75
MIAMI (Ohio)	25 -64	.391	7 -25	.280	8 -13	.615	32	12	5	6	12	19 -0	35	30	-	65
vs. CINCINNATI	23 -48	.479	6 -11	.545	23 -26	.885	32	12	4	6	14	13 -0	30	45	-	75
N. CAROLINA A&T	26 -65	.400	7 -16	.438	10 -16	.625	35	11	6	1	24	20 -0	34	35	-	69
@ CINCINNATI	37 -67	.552	10 -22	.455	21 -28	.750	40	25	13	8	13	17 -0	52	53	-	105
DePAUL	23 -64	.359	5 -17	.294	9 -15	.600	35	5	2	6	9	11 -0	23	37	-	60
@ CINCINNATI	34 -73	.466	5 -20	.250	9 -13	.692	53	13	5	6	6	13 -0	35	47	-	82
@ MARQUETTE	25 -66	.379	6 -19	.316	10 -13	.769	36	13	8	4	13	16 -0	46	20	-	66
CINCINNATI	26 -60	.433	6 -21	.286	12 -17	.706	42	12	7	18	14	15 -0	36	34	-	70
@ CONNECTICUT	25 -67	.373	4 -15	.267	16 -20	.800	52	16	8	11	14	14 -0	37	33	-	70
CINCINNATI	21 -59	.356	6 -18	.333	11 -14	.786	32	12	7	8	13	19 -0	33	26	-	59
UC Wins (13)																
OPPONENTS	307 -788	.390	81 -238	.340	155 -235	.660	477	155	64	41	233	246 -2	432	413	5	850
CINCINNATI	385 -819	.470	84 -242	.347	233 -295	.790	491	196	109	84	147	210 -1	514	564	9	1087
UC Losses (3)																
OPPONENTS	84 -197	.426	20 -48	.417	48 -64	.750	133	46	21	22	44	52 -2	124	112	0	236
CINCINNATI	70 -188	.372	16 -57	.281	50 -65	.769	107	27	14	18	43	56 -2	103	103	0	206
Home Games (10)																
OPPONENTS	240 -626	.383	69 -194	.356	118 -170	.694	371	120	57	36	169	189 -4	328	334	5	667
CINCINNATI	300 -656	.457	64 -195	.328	177 -231	.766	402	152	89	56	117	158 -2	392	440	9	841
Road Games (6)																
OPPONENTS	151 -359	.421	32 -92	.348	85 -129	.659	239	81	37	27	99	109 0	228	191	0	419
CINCINNATI	155 -351	.442	36 -104	.346	106 -129	.822	196	71	35	46	72	108 -1	225	227	0	452