



CINCINNATI®

2011  FOOTBALL MEDIA SUPPLEMENT



CINCINNATI

2011 FOOTBALL SUPPLEMENT

UC SPORTS COMMUNICATIONS: RICHARD E. LINDNER CENTER ► 2751 O'VARSITY WAY, SUITE 860 ► CINCINNATI, OH 45221-0021 ► GoBEARCATS.com

2011 SCHEDULE

SEPTEMBER

1	AUSTIN PEAY (FOX Sports Ohio)	7 p.m.
10	at Tennessee (ESPN2)	3:30 p.m.
17	AKRON (ESPN3)	3:30 p.m.
22	NC STATE (ESPN)	8 p.m.

OCTOBER

1	at Miami (OH) (ESPN3)	1 p.m.
15	LOUISVILLE *^	TBA
22	at USF * (BIG EAST Network)	Noon

NOVEMBER

5	at Pittsburgh *	TBA
12	WEST VIRGINIA *^	TBA
19	at Rutgers *	TBA
26	at Syracuse *	TBA

DECEMBER

3	CONNECTICUT * (ABC, ESPN, ESPN2)	TBA
---	--	-----

*-BIG EAST game; Home games in **BOLD CAPS**, played at Nippert Stadium unless otherwise noted. ^-Paul Brown Stadium. All times eastern.

COACHING STAFF

BUTCH JONES	Head Coach
KERRY COOMBS	Assoc. HC/Special Teams Coord./DB
STEVE STRIPLING	Asst. HC/Defensive Line
MIKE BAJAKIAN	Offensive Coordinator/QB
TIM BANKS	Co-Defensive Coordinator/DB
JOHN JANCEK	Co-Defensive Coordinator/LB
JAHMILE ADDAE	Running Backs
MARK ELDER	Tight Ends
DON MAHONEY	Offensive Line
T.J. WEIST	Wide Receivers

A LOOK AT THE 2011 SCHEDULE

- UC will play its 124th football season in 2011.
- The Bearcats travel to Tennessee and Miami (OH) in non-conference play. UC will welcome Akron, Austin Peay, and NC State to Nippert Stadium.
- UC last faced Tennessee in 1992 and Austin Peay in 1993. It is the sixth meeting with Akron, second with NC State, and 116th with Miami (OH).
- In league play, UC will play home contests against Connecticut (Nippert), Louisville (PBS), and West Virginia (PBS) while facing road matchups at Pittsburgh, Rutgers, Syracuse, and USF.

SPORTS COMMUNICATIONS

DOUG MOSLEY	Assoc. AD/Football Contact
Phone:	513-556-0667
Email:	Doug.Mosley@uc.edu
RYAN KOSLEN	Assoc. Dir./Football Contact
Phone:	513-497-3132
Email:	Ryan.Koslen@uc.edu
Web:	GoBEARCATS.com

CINCINNATI FOOTBALL

PRESENTED BY:



RETURNING STATISTICAL LEADERS

PASSING

12 QB ZACH COLLAROS

6-0, 218, Sr.-3L, Steubenville, Ohio

C	A	INT	YDS	TD
225	383	14	2,902	26



A unanimous First-Team All-BIG EAST selection at quarterback ... made 11 starts, missing one game due to injury, and was 225-of-383 for 2,902 yards and 26 touchdowns ... led the BIG EAST and ranked in the Top-20 nationally in passing ypg (263.8), total offense (282.2), and points responsible for (15 ppg) ... also led the conference in total passing yards (2,902), touchdown passes (26) and completions (20.5 cpg).

RUSHING

23 RB ISIAH PEAD

5-11, 200, Sr.-3L, Columbus, Ohio

RSH	YDS	TD	LG	YPG
157	1,067	6	80	93.5



Earned Second-Team All-BIG EAST accolades at running back ... UC's first 1,000-yard rusher since 2004 ... recorded 1,029 yards and six touchdowns on 157 attempts, despite missing almost two full games due to injury ... ranked third in the BIG EAST in rushing, but led the conference for the second-straight year with his 6.6 ypc avg ... had four 100-yard rushing games including a career-best 216 vs. Rutgers.

RECEIVING

3 WR DJ WOODS

6-0, 180, Sr.-3L, Strongsville, Ohio

REC	YDS	TD	LG	YPG
57	898	8	69	74.8




Named a 2010 Second-Team All-BIG EAST selection ... caught 57 balls for 898 yards in ... added 10 touchdowns while also serving as UC's primary punt and kick returner ... his 10 touchdowns (eight receiving, two rushing) tied for fourth in the BIG EAST ... was one of the most productive players in the league a year ago, leading the BIG EAST in all-purpose yards, averaging 154.9 per game.

SACKS

58 DL BRANDON MILLS

5-10, 251, Jr.-2L, Cincinnati, Ohio

SACKS	YDS	TFL	YDS	TACK
6.0	36	12.5	52	58



Saw action in all 12 games, starting nine on the defensive line ... led the Bearcats with 12.5 tackles for a loss and six sacks, recording yardage totals of 52 and 36 yards, respectively ... was the fifth-leading tackler on the team with 58 stops, including 42 solo tackles ... also recorded a team-high three forced fumbles, a pair of quarterback hurries and single pass break ups and pass defended.

TACKLES

37 LB JK SCHAFFER

6-1, 227, Sr.-3L, Cincinnati, Ohio

UA	A	TOT	TFL	INT
67	44	111	9.5	1



Took Second-Team All-BIG EAST honors at linebacker ... led the defense with his 111 tackles and 67 solo stops ... recorded his second-straight 100-tackle campaign ... his 9.5 tackles for a loss ranked second on the squad ... had six passes defended and five pass break ups which tied for the team lead ... had four double-digit tackle games, including a career-best 16 stops twice (at NC State, at WVU).

STREAKS, STORYLINES, SIDEBARS ...

- The University of Cincinnati, one of the five oldest football programs in college football, enters its 124th football season with an all-time record of 551-550-51 (.502).
- Head coach Butch Jones enters his second season at the helm of the program and returns his entire coaching staff in 2011, the first time in the past three seasons there has been no staff turnover among the full-time assistant coaches.
- The Bearcats return 18 starters, including all 11 on defense, and 51 letterwinners from the 2010 squad.
- Among the returners are First-Team All-BIG EAST signal caller Zach Collaros and Second-Team All-BIG EAST selections: RB Isaiah Pead, LB JK Schaffer, and WR DJ Woods.
- Collaros needs 662 yards passing, 181 completions, and 14 touchdowns to become only the second QB in UC history to pass for 50 touchdowns, complete 500 passes, and throw for over 5,000 yards.
- Five members of UC's 2011 signing class, LB Dwight Jackson, DB Malcolm Murray, LB Nick Temple, WR Shaq Washington, and QB Stephen Weatherford, enrolled in winter classes and participated in spring football. Murray and Washington

enrolled in January, while the other three joined the team and are in classes for the Spring 2011 Quarter.

- TE Travis Kelce returns to the team after sitting out the 2010 season due to a violation of team rules.

WHAT UC RETURNS IN 2011 ...

CATEGORY	PCT. RETURNING
Starters	72% (18/25)
Letterwinners	78% (41/58)
Passing Yards	100% (3,128/3,128)
Rushing Yards	90% (1,684/1,880)
Receiving Yards	45% (1,417/3,128)
Passing Touchdowns	100% (27/27)
Rushing Touchdowns	80% (12/15)
Receiving Touchdowns	44% (12/27)
Receptions	46% (116/251)
Tackles	94% (770/817)
Sacks	96% (26/27)
Interceptions	100% (8/8)



QUICK FACTS

GENERAL INFORMATION

Location	Cincinnati, OH 45221
Founded	1819
Enrollment	41,357
Conference	BIG EAST
Nickname	Bearcats
Colors	Red (PMS 186) & Black
Home Field	Nippert Stadium
Surface/Capacity	FieldTurf/35,000
President	Dr. Gregory H. Williams
Director of Athletics	Mike Thomas
Faculty Representative	Dr. Fritz Russ

HISTORY

First Year of Football	1885
All-time Record	551-550-51
All-time Bowl Record	6-6
Last Bowl	2010 Allstate Sugar Bowl
Last Bowl Opponent	Florida (L, 51-24)

2011 TEAM INFORMATION

Basic Offense	Spread
Basic Defense	Multiple
Letterwinners Returning/Lost	50/15
Offense	21/10
Defense	27/4
Special Teams	2/1
Starters Returning/Lost	18/7
Offense	5/6
Defense	11/0
Special Teams	2/1

2010 INFORMATION

Overall Record	4-8
Home/Road/Neutral	3-4/1-4/0-0
BIG EAST Record/Finish	2-5/Seventh
Final Ranking	n/a

COACHING STAFF

Head Coach, Alma Mater	Butch Jones, Ferris State 1990
Record at UC/Years	4-8/1
Career Record/Years	31-21/4
Football Office Phone	(513) 556-4110
Best time to reach coach	Contact SID
Assoc. Head Coach/ST Coord./DB	Kerry Coombs
Asst. Head Coach/DL	Steve Stripling
Co-Defensive Coordinator/DB	Tim Banks
Co-Defensive Coordinator/Recruiting/LB	John Jancek
Offensive Coordinator/QB	Mike Bajakian
Asst. Coaches	Mark Elder (RB), Dave Johnson (TE) Don Mahoney (OL), T.J. Weist (WR)
Director of Player Personnel	Antrione Archer
Coordinator of Recruiting Svcs.	Greg Huster
Asst. AD/Football Ops	John Widecan
Graduate Assts.	Larry Knight (Def.), Alex Herron (Off.)
Staff Associates	Doc Gamble (Off.), Brandon Myles (Off.) Charles Boyd (Def.), Mike Mickens (Def.)
Administrative Coordinator	Chris Spognardi
Assistant to the Head Coach	Sherry Murray
Strength & Conditioning	Dave Lawson
Athletic Trainer	Bob Mangine
Equipment Manager	Todd McMinn
Video Coordinator	Greg Bruner

2011 SCHEDULE

DAY	DATE	OPPONENT	LOCATION	TIME	TELEVISION
Saturday	Sept. 3	Austin Peay	Nippert Stadium	7 p.m.	FS Ohio
Saturday	Sept. 10	at Tennessee	Knoxville, Tenn.	3:30 p.m.	ESPN2
Saturday	Sept. 17	Akron	Nippert Stadium	3:30 p.m.	ESPN3
Thursday	Sept. 22	NC State	Nippert Stadium	8 p.m.	ESPN/ESPN3D
Saturday	Oct. 1	at Miami (OH)	Oxford, Ohio	1 p.m.	ESPN3
Saturday	Oct. 15	Louisville *	Paul Brown Stadium	TBA	
Saturday	Oct. 22	at USF *	Tampa, Fla.	3:30 p.m.	BE Network
Saturday	Nov. 5	at Pittsburgh	Pittsburgh, Pa.	TBA	
Saturday	Nov. 12	West Virginia *	Paul Brown Stadium	TBA	
Saturday	Nov. 19	at Rutgers *	Piscataway, N.J.	TBA	
Saturday	Nov. 26	at Syracuse *	Syracuse, N.Y.	TBA	
Saturday	Dec. 3	Connecticut *	Nippert Stadium	Noon	ESPN/ESPN2

*-BIG EAST Conference Game

Home games in BOLD CAPS, played at Nippert Stadium unless otherwise noted

Dates and times, when announced, are subject to change.

All times Eastern.

DIRECTIONS TO NIPPERT STADIUM

The physical address for Nippert Stadium is 99 West Corry Street Cincinnati, OH 45219

FROM I-71 South (Columbus)

I-71 south to Exit 3 - Taft Road (Taft is one-way going west).

Stay on Taft approximately seven blocks to the intersection of Jefferson Avenue. University Plaza will appear on the right.

Turn right at the University Plaza onto Jefferson Avenue.

At the first light, turn left on Corry Street.

Corry and Calhoun Garages are on the left.

FROM U.S. 50 (Portsmouth and East)

U.S. 50 to Taft Road (Taft is one-way going west).

Stay on Taft to the intersection of Jefferson Avenue.

Turn right at the University Plaza onto Jefferson Avenue.

At the first light, turn left on Corry Street.

Corry and Calhoun Garages are on the left.

FROM I-75 North or South

Take Exit 3 - Hopple Street. At the end of the ramp (stop light) turn left (east).

Cross over interstate and through Central Parkway. Hopple eventually becomes Martin Luther King Drive, the campus will appear on the right.

At the sixth light, turn right onto Jefferson Avenue.

At the second light, Corry Street, turn right.

Corry and Calhoun Garages are on the left.

FROM I-74 (Indianapolis and West)

Take I-74 to I-75 south

Follow directions above from I-75.

Fifth Third Arena at Shoemaker Center is to the right with Nippert Stadium next to it. Armory Fieldhouse is behind the Shoemaker Center. Gettler Stadium is on the left.

GAMEDAY PARKING

Media parking on football gamedays will be provided, if available, in Calhoun Garage, CCM Garage, Corry Garage, University Avenue Garage and Varsity Village Garage. Cash parking is on a space available basis for \$10 per car in the Campus Green, Woodside, Clifton Court (enter from Clifton Avenue), and Eden Garages (located on the East Campus and a free shuttle service will be provided).



MEDIA INFORMATION

SPORTS COMMUNICATIONS

The University of Cincinnati Sports Communications Office is ready to assist you in every way possible to make the experience of covering UC Athletics productive and rewarding. For this reason, we have developed policies and procedures which will require cooperation on the part of the media. Not complying with these policies will result in the refusal of credentials/access.

Richard E. Lindner Center • Suite 860 • 2751 O'Varsity Way • Cincinnati, OH 45221-0021

SID Phone 513-556-5191
 Fax 513-556-0619
 Press Box Phone (Nippert) 513-556-1010
 Press Box Phone (Paul Brown) 513-455-4860
 Website GoBEARCATS.com
 Twitter @GoBEARCATS

Doug Mosley Assoc. Athletic Director/Football Contact
 513-556-0667 Doug.Mosley@uc.edu
 Ryan Koslen Associate Director/Football Contact
 513-497-3132 Ryan.Koslen@uc.edu
 Jeremy Martin Associate Director
 513-556-5181 Jeremy.Martin@uc.edu
 Katie Baran Assistant Director
 513-556-5191 Katie.Baran@uc.edu
 Jeff Geiser Assistant Director
 513-556-0618 Jeff.Geiser@uc.edu
 Tom Gelehrter Director, New Media & Broadcasting
 513-556-1275 Tom.Gelehrter@uc.edu

MEDIA CREDENTIALS

Requests for official working media credentials should be directed to the UC Sports Communications Office. All credential requests should be received no later than noon, two days prior to the game. For more information, contact UC Sports Communications at 513.556.5191. Season credentials will be available for pickup prior to the first game. No credentials will be mailed after Tuesday preceding the game. Thereafter, credentials may be picked up on gameday at the media will call located on the west side of Fifth Third Arena at the ticket windows.

SCOUTING PASSES

Professional scouts may obtain credentials through UC's Sports Communications Office. Scouts will be issued seating in the press box on a space-available basis.

SIDELINE PASSES

The University of Cincinnati follows NCAA guidelines regarding media representatives on the sidelines. Photographers and videographers are permitted to shoot between the 23-yard lines and the goal lines on both sidelines, or anywhere behind the restraining line in the end zone.

PRESS BOX SERVICES

Complete stats, scoring summaries, running play-by-play, quickie stats and post-game notes and quotes are provided by the UC Sports Communications Office. Pre-game food service is available beginning approximately two hours prior to kickoff, while beverages are available throughout the contest. This service is provided as a courtesy to working media. In addition, concession areas are available within the stadium confines. Wireless internet is available in the press box at Nippert Stadium. Members of the UC Sports Communications staff will be available to assist you. There is no access fee.

GOING GREEN

Starting with the 2010 season, the University of Cincinnati will no longer print media guides. Complete information, including a record book/media supplement will be made available on the football page at www.GoBEARCATS.com.

ON THE WEB

Information on the University of Cincinnati football team is available at www.GoBEARCATS.com. To receive the UC updates via email, please send a request to Ryan Koslen (ryan.koslen@uc.edu). Information on the BIG EAST Conference and all member institutions is also available through the BIG EAST web site at www.BIGEAST.org.

UC WEEKLY MEDIA LUNCHEON

The Bearcats hold a weekly media luncheon each Tuesday in the second floor Bob Goin Team Room of Richard E. Lindner Center. Lunch is served at 11:30 a.m., selected players are available for one-on-one interviews from 11:45-12:15, and head coach Butch Jones takes the podium at 12:15.

PRACTICES

During a typical Saturday game week, media may interview players and coaches immediately following practice on either Tuesday or Wednesday. Practice is generally closed to the public. Anyone hoping to observe practice should contact UC Sports Communications in advance. Failure to do so may result in an individual's removal from the venue. During regular-season practices, unless otherwise noted, still and television photographers will be allowed to shoot stretching, warm ups and the first 20 minutes (four periods). At the conclusion of practice, head coach Butch Jones will address the media on the field. First-year players, including freshmen and transfers, will be made available to the media only after they have made a significant contribution or at the coach's discretion.

WEB VIDEO CONTENT

Per UC's multimedia contract with IMG College, UC coaches, players, and administrators are not permitted to take part in one-on-one interviews or feature stories that will be made available exclusively for internet distribution.

INTERNET POLICIES

Live updating of websites, blogs and social network feeds is not allowed during practices.

POSTGAME INTERVIEWS

The UC locker room will remain closed following all football games. Media should request players through Doug Mosley or Ryan Koslen for the media room during the fourth quarter. Media will be allowed to enter the field (for home games) late in the fourth quarter but will not be allowed to conduct interviews with UC football players on the field (home or away). Only the originating television and radio networks will be allowed to conduct interviews on the field.

Coach Jones will address the media in Room 3200 of the Campus Recreation & Wellness Center following home games. Players will be brought into the interview area as soon as possible.

Postgame availability on the road will be determined on gameday. Please see football contacts Doug Mosley or Ryan Koslen for details.

BIG EAST TELECONFERENCE

Coach Jones will participate in the BIG EAST Conference's weekly football coaches media teleconference each Monday, beginning Aug. 29 and running through Nov. 29. Coach Jones's time slot is scheduled for Noon ET. Interested media may access the teleconference by calling John Paquette or Chuck Sullivan at the BIG EAST Conference for more details. For those who are not able to participate during the live teleconference, an archive of Monday's call will be available on the BIG EAST Web site at www.BIGEAST.org.

The call begins promptly at 11 a.m., with the order of schools as follows:

- 11 a.m. Greg Schiano, Rutgers
- 11:10 a.m. Charlie Strong, Louisville
- 11:20 a.m. Todd Graham, Pittsburgh
- 11:30 a.m. Dana Holgerson, West Virginia
- 11:40 a.m. Paul Pasqualoni, Connecticut
- 11:50 a.m. Doug Marrone, Syracuse
- Noon Skip Holtz, USF
- 12:10 p.m. Butch Jones, Cincinnati

collegepressbox.com
 SINCE 2005 EVERYTHING BUT THE PRE-GAME MEAL

collegepressbox.com is the official media website for BIG EAST Conference football. Access and download weekly game notes, quotes, statistics, media guides, headshots, logos and more for the conference and each of its member schools. Login information will be distributed to accredited media or you can apply for a password by sending an e-mail to password@collegepressbox.com.



MEDIA CALENDAR

Listed below is a tentative schedule of media opportunities entering the 2011 season. During a typical game week, Coach Jones will be available on the BIG EAST Coaches Call Monday, at his press conference on Tuesday and following practice on Wednesday. Players will be available following practice on Tuesdays and Wednesdays.

Sun.	Mon.	Tues.	Wed.	Thurs.	Fri.	Sat.	Sun.	Mon.	Tues.	Wed.	Thurs.	Fri.	Sat.
	AUG. 1 BIG EAST Media Days	2 BIG EAST Media Days	3	4	5	6	2	3 BIG EAST Coaches Call	4	5	6	7	8
7 Players Report	8 First Practice	9	10	11	12 Depart For Higher Ground	13	9	10 BIG EAST Coaches Call	11 UC Press Conference Noon Player Interviews	12 Player Interviews	13	14	15 GAME 6 LOUISVILLE TBA • Paul Brown
14	15	16	17	18	19	20	16	17 BIG EAST Coaches Call	18 UC Press Conference Noon Player Interviews	19 Player Interviews	20	21	22 GAME 7 @ USF TBA • Raymond James
21	22	23	24	25	26	27 Return From Higher Ground	23	24 BIG EAST Coaches Call	25	26	27	28	29
28	29 BIG EAST Coaches Call	30 UC Press Conference Noon Player Interviews	31 Player Interviews	SEPT. 1	2	3 GAME 1 AUSTIN PEAY 7 p.m. • Nippert	30	31 BIG EAST Coaches Call	NOV. 1 UC Press Conference Noon Player Interviews	2 Player Interviews	3	4	5 GAME 8 @ PITTSBURGH TBA • Heinz Field
4	5 BIG EAST Coaches Call	6 UC Press Conference Noon Player Interviews	7 Player Interviews	8	9	10 GAME 2 @ TENNESSEE 3:30 p.m. • Neyland	6	7 BIG EAST Coaches Call	8 UC Press Conference Noon Player Interviews	9 Player Interviews	10	11	12 GAME 9 WEST VIRGINIA TBA • Paul Brown
11	12 BIG EAST Coaches Call	13 UC Press Conference Noon Player Interviews	14 Player Interviews	15	16	17 GAME 3 AKRON 3:30 p.m. • Nippert	13	14 BIG EAST Coaches Call	15 UC Press Conference Noon Player Interviews	16 Player Interviews	17	18	19 GAME 10 @ RUTGERS TBA • High Point
18	19 BIG EAST Coaches Call Player Interviews	20 UC Press Conference Noon Player Interviews	21	22 GAME 4 NC STATE 8 p.m. • Nippert	23	24	20	21 BIG EAST Coaches Call	22 UC Press Conference Noon Player Interviews	23 Player Interviews	24	25	26 GAME 11 @ SYRACUSE TBA • Carrier Dome
25	26 BIG EAST Coaches Call	27 UC Press Conference Noon Player Interviews	28 Player Interviews	29	30	OCT. 1 GAME 5 @ MIAMI (OH) 1 p.m. • Yager	27	28 BIG EAST Coaches Call	29 UC Press Conference Noon Player Interviews	30 Player Interviews	DEC. 1	2	3 GAME 12 CONNECTICUT TBA • Nippert



2011 BIG EAST CONFERENCE COMPOSITE SCHEDULE

THURSDAY, SEPTEMBER 1

Murray State at Louisville 6 p.m., ESPN
 Fordham at Connecticut 7:30 p.m., ESPN3.com
 North Carolina Central at Rutgers 7:30 p.m., ESPN3.com
 Wake Forest at Syracuse 8 p.m., ESPN3.com

SATURDAY, SEPTEMBER 3

USF at Notre Dame 3:30 p.m., NBC
 Buffalo at Pittsburgh 6 p.m., ESPN3.com
 Austin Peay at Cincinnati 7 p.m., BIG EAST Network

SUNDAY, SEPTEMBER 4

Marshall at West Virginia 3:30 p.m., ESPN

FRIDAY, SEPTEMBER 9

Florida International at Louisville 7 p.m., ESPN

SATURDAY, SEPTEMBER 10

Rutgers at North Carolina 12:30 p.m., ACC Network
 Maine at Pittsburgh 1 p.m., ESPN3.com
 Cincinnati at Tennessee 3:30 p.m., ESPN2
 Ball State at USF 7 p.m.
 Connecticut at Vanderbilt 7:30 p.m., CSS
 Rhode Island at Syracuse
 Norfolk State at West Virginia

FRIDAY, SEPTEMBER 16

Iowa State at Connecticut 8 p.m., ESPN/ESPN2

SATURDAY, SEPTEMBER 17

Pittsburgh at Iowa Noon, ESPN/ESPN2
 West Virginia at Maryland Noon, ESPN/ESPN2/ESPNU
 Louisville at Kentucky 7 p.m., ESPNU
 Florida A&M at USF 7 p.m.
 Syracuse at Southern California 8 p.m., FX
 Akron at Cincinnati 3:30 p.m., ESPN3.com

THURSDAY, SEPTEMBER 22

North Carolina State at Cincinnati 8 p.m., ESPN

SATURDAY, SEPTEMBER 24

Toledo at Syracuse Noon, BIG EAST Network
 Ohio at Rutgers 2 p.m., ESPN3.com
 Connecticut at Buffalo 6 p.m., BIG EAST Network
 Notre Dame at Pittsburgh ABC/ESPN/ESPN2
 UTEP at USF
 LSU at West Virginia ABC/ESPN/ESPN2

THURSDAY, SEPTEMBER 29

USF at PITTSBURGH 8 p.m., ESPN

SATURDAY, OCTOBER 1

RUTGERS at SYRACUSE Noon, BIG EAST Network
 Cincinnati at Miami (Ohio) 1 p.m., ESPN3.com
 Western Michigan at Connecticut
 Marshall at Louisville 3:30 p.m., BIG EAST Network
 Bowling Green at West Virginia

SATURDAY, OCTOBER 8

CONNECTICUT at WEST VIRGINIA Noon, BIG EAST Network
 Syracuse at Tulane 8 p.m., Cox Louisiana
 Louisville at North Carolina
 PITTSBURGH at RUTGERS

SATURDAY, OCTOBER 15

LOUISVILLE at CINCINNATI 1
 USF at CONNECTICUT
 Utah at Pittsburgh
 Navy at Rutgers

FRIDAY, OCTOBER 21

RUTGERS at LOUISVILLE 8 p.m., ESPN/ESPN2
 WEST VIRGINIA at SYRACUSE 8 p.m., ESPN/ESPN2

SATURDAY, OCTOBER 22

CINCINNATI at USF Noon, BIG EAST Network

WEDNESDAY, OCTOBER 26

CONNECTICUT at PITTSBURGH 8 p.m., ESPN

SATURDAY, OCTOBER 29

SYRACUSE at LOUISVILLE
 WEST VIRGINIA at RUTGERS

SATURDAY, NOVEMBER 5

CINCINNATI at PITTSBURGH
 SYRACUSE at CONNECTICUT
 LOUISVILLE at WEST VIRGINIA
 USF at RUTGERS

FRIDAY, NOVEMBER 11

USF at SYRACUSE 8 p.m., ESPN2

SATURDAY, NOVEMBER 12

Rutgers at Army 2 3:30 p.m., CBS SN
 WEST VIRGINIA at CINCINNATI 1
 PITTSBURGH at LOUISVILLE

SATURDAY, NOVEMBER 19

CINCINNATI at RUTGERS
 LOUISVILLE at CONNECTICUT
 Miami (Fla.) at USF

FRIDAY, NOVEMBER 25

LOUISVILLE at USF ABC/ESPN/ESPN2
 PITTSBURGH at WEST VIRGINIA ABC/ESPN/ESPN2

SATURDAY, NOVEMBER 26

CINCINNATI at SYRACUSE
 RUTGERS at CONNECTICUT

THURSDAY, DECEMBER 1

WEST VIRGINIA at USF 8 p.m., ESPN

SATURDAY, DECEMBER 3

CONNECTICUT at CINCINNATI ABC/ESPN/ESPN2
 SYRACUSE at PITTSBURGH ABC/ESPN/ESPN2

^ date subject to change; 1 at Paul Brown Stadium, Cincinnati, Ohio; 2 at Yankee Stadium, Bronx, N.Y.; All times Eastern; Additional television arrangements will be announced as they become available and are subject to change



RADIO/TELEVISION INFORMATION

UC SPORTS COMMUNICATIONS STAFF



DOUG MOSLEY
ASSOCIATE ATHLETIC DIRECTOR
Cell: 318.366.8734
doug.mosley@uc.edu
FOOTBALL CONTACT



RYAN KOSLEN
ASSOCIATE SID
Cell: 513.497.3132
ryan.koslen@uc.edu
FOOTBALL CONTACT



JEREMY MARTIN
ASSOCIATE SID
Cell: 513.519.9792
jeremy.martin@uc.edu



KATIE BARAN
ASSISTANT SID
Cell: 513.378.9712
katie.baran@uc.edu



JEFF GEISER
ASSISTANT SID
Cell: 513.235.3446
jeff.geiser@uc.edu



TOM GELEHRTER
DIR./NEW MEDIA & BROADCASTING
Cell: 513.502.0113
tom.gelehrter@uc.edu



MEGAN HENDERSON
INTERIM
Cell: 513.328.7475
henderson4321@gmail.com

RADIO

University of Cincinnati fans have had no trouble tracking the Bearcats due to their radio network.

700 WLW begins its 19th season as the Bearcats' broadcast partner. The station's 50,000-watt signal can project UC games to 38 states and a third of Canada, and worldwide via 700WLW.com, making it possible for UC football fans to hear every game.

WLW augments the broadcast coverage with pregame and postgame programming. Additionally, head coach Butch Jones is featured on an hour-long call-in show each week from the original Montgomery Inn, allowing Cincinnati fans to meet the coach and ask their questions up close and personal.



Dan Hoard

ON-AIR TALENT

DAN HOARD — Play-by-Play

Dan Hoard enters his 12th year as the play-by-play voice. Hoard has been a focal point of Bearcats broadcasts since coming to Cincinnati from Syracuse, N.Y. in 1995. He served as UC's radio voice in 1996 and handled the play-by-play on the local television football and basketball telecasts from 1996-2000. He took over the radio play-by-play duties in 2000.



Jim Kelly, Jr.

JIM KELLY, JR. — Color Analyst

Jim Kelly, a standout receiver for the Bearcats in the mid-1970's, returns for his 21st season as an analyst. Jim is the son of the late Jim Kelly, Sr., who was associated with UC for over 40 years as an athlete, assistant coach, and administrator. Kelly, Jr. followed in his father's footsteps as an athlete and started three seasons as a wide receiver for UC in the mid-1970's.



Tom Gelehrter

TOM GELEHRTER — Sideline Reporter

Tom Gelehrter is in his fifth year as the sideline reporter for UC football broadcasts. UC's Director of New Media and Broadcasting, Gelehrter is a 2002 graduate of Syracuse University and has worked for the past six years as a college sports broadcaster at both Cincinnati and the University of Akron. A Cleveland native, Gelehrter also hosts Bearcats Sports Weekly with Butch Jones and Mick Cronin on FOX Sports Ohio.



Mo Egger

MO EGGER — Host and Engineer

Mo Egger is the host, producer, and engineer on UC broadcasts. He is the morning sports anchor on 700 WLW, and hosts afternoons on 1530 Homer. A New Jersey native and a graduate of the University of Dayton, he has been with Clear Channel since 1997 and has worked on UC broadcasts since 2001.

TELEVISION

When it comes to television, the University of Cincinnati has one of the most extensive television packages in the country as its partners cover not only the state of Ohio, but the nation.

Seven BIG EAST Conference members are located in the top 12 media markets (DMAs), and 12 members are located in the top 34, covering over 25 percent of all U.S. markets - by far, the largest coverage of any conference. Since its inception in 1979, the BIG EAST Conference has prided itself as a creative innovator in television and publicity concepts.

The BIG EAST has continued that tradition today by providing student-athletes at its 16 member institutions with unparalleled exposure through new landmark agreements with its two primary television partners: ESPN and CBS Sports. The specifics from each of the league's television agreements are outlined below.

The 2010-11 academic year marks the fifth of a six-year agreement between the BIG EAST Conference and ESPN, Inc. for men's and women's basketball and the third of a six-year term for football. Both founded in 1979, ESPN and the BIG EAST have enjoyed a relationship that has existed for the lives of both entities. The current landmark men's and women's basketball and football contracts have ensured a long-term continuation of that relationship. The number of guaranteed BIG EAST Conference appearances in these sports has been expanded to unprecedented levels under these pacts. Further, they ensure that the BIG EAST will continue to have a solid foothold in national and regional television and new media exposure in the foreseeable future.

In addition, the BIG EAST Network, produced by ESPN Regional Television (ERT) will continue to distribute its Game of the Week package to a nationally syndicated audience, reaching more than 30 million homes.

UC is in a multi-year agreement with FOX Sports Ohio that makes the network the exclusive regional cable home of UC football. Programming includes game telecasts, preseason and post-season specials, and a weekly coaches show titled 'Bearcats Sports Weekly With Butch Jones'.



BROADCAST PARTNERS





NIPPERT STADIUM



Entering its 110th season, Carson Field at Nippert Stadium is the venerable home of the University of Cincinnati football team and provides the Bearcats with one of the best home-field environments in college football.

Nippert Stadium has been home to Bearcats football since 1901, making it the fourth-oldest playing site and fifth-oldest stadium in college football.

The Bearcats have established program attendance standards over the last five seasons. UC drew a total of 30,246 fans in 2007 before setting back-to-back-to-back regular season average records with program-best clips of 31,965, 33,957 and 35,067 in 2008, 2009 and 2010, respectively.

Through numerous renovations, the structure situated in the middle of the Clifton campus has retained its early-century brickwork, wrought iron gates, and trim giving Nippert a comfortable old-time stadium charm and appeal, while remaining a classic showplace for college football. On Nov. 27, 2009 in a game against the University of Illinois, a crowd of 35,106 filled the stadium, setting a single-game attendance record for the fourth time in 2009.

Early-century brickwork combined with wrought iron gates and trim give Nippert a comfortable old-time stadium charm and appeal, while continuing renovations have enabled it to remain a classic showplace for college football.

The last major renovation occurred in 2005 when a new, permanent grandstand added new and improved seating in the North endzone. Underneath the structure are new game locker rooms for both the Bearcats and the visiting team.

The scoreboard features a new video board, nearly twice as large as the previous display, while the playing field is a new installation of FieldTurf, the grass-like artificial turf.

The stadium's founder was Arch Carson, who as captain and principal organizer played a significant role in starting football on the UC campus in 1885. In 1901 as physical director of the university, Carson guided the construction of the field which was later named for him -- the playing surface is still called Carson Field.

In 1916, construction began on a permanent brick-and-concrete stadium structure, which was completed, section-by-section, as funds were raised.

During the season-ending clash with rival Miami (Ohio) in 1923, Jimmy Nippert sustained a spike wound injury and died a month later from blood poisoning. His grandfather, James N. Gamble of Procter and Gamble, provided the funds needed to complete the horseshoe-shaped

structure, and the James Gamble Nippert Memorial Stadium was dedicated on Nov. 8, 1924.

In 1936, the playing field was lowered 12 feet to allow spectator seating to increase to 24,000.

The Reed Shank Pavilion was added in 1954 to bring the capacity to 28,000. In 1991, the capacity was upped to 35,000 through extending the upper deck, now called the Herschede-Shank Pavilion, and a new pressbox was constructed.

Artificial turf was first installed in 1970 and in 2000, the stadium became one of the first in

the U.S. to utilize FieldTurf, a grass-like synthetic surface.

The stadium served as home for the American Football League expansion team, the Cincinnati Bengals, in 1968 and 1969, while their eventual permanent home at Riverfront Stadium was being constructed.

Along with this, the stadium has served as a venue for concerts by Britney Spears, Michael Jackson, NSYNC, Janet Jackson, KT Tunstall, The North Mississippi All-Stars, The Roots, the Cincinnati Opera Company and many more.

On November 2, 2008, President Barack Obama held a campaign rally at Nippert two days before the 2008 Presidential Election to an estimated 27,000 attendees.

The University is currently exploring options for future expansion and renovations to ensure that Nippert Stadium maintains its place as one of the great venues in college football.

TOP-10 CROWDS IN NIPPERT HISTORY

Rank	Attendance	Date	Opponent
1	35,106	11/27/2009	Illinois
2	35,105	11/13/2009	West Virginia
3	35,100	11/7/2009	Connecticut
4	35,099	10/24/2009	Louisville
5	35,098	11/22/2008	Pittsburgh
6	35,097	11/17/2007	West Virginia
7	35,097	10/13/2007	Louisville
8	35,097	09/22/2007	Marshall
9	35,097	09/02/2001	Purdue
10	34,603	11/29/2008	Syracuse



PRESEASON NEWS & NOTES

OFFENSE

- ▶ In 2010, the Bearcats led the BIG EAST in scoring offense (27.1 ppg), total offense (417.3 ypg), passing offense (260.7 ypg), first downs (21.9 pg), third-down conversions (45.6 pct.), and touchdown passes (27).

QUARTERBACKS

- ▶ Quarterback Zach Collaros, a unanimous First Team all-BIG EAST selection in 2010, returns for his second year as a full-time starter.
- ▶ He was 225-of-383 for 2,902 yards and 26 touchdowns. He led the BIG EAST in passing yards per game (263.8), total passing yards (2,902), total offense (282.2), and was third in pass efficiency (137.5).
- ▶ He needs 662 yards passing, 181 completions, and 14 touchdowns to become only the second QB in UC history, along with Gino Guidugli (2001-04), to pass for 50 touchdowns, complete 500 passes, and throw for over 5,000 yards.
- ▶ The No. 2 quarterback battle needs to be settled. Leading the charge will be a group that includes junior Brendon Kay, sophomore transfer Jordan Luallen, and sophomore Munchie Legaux.
- ▶ Waiting in the wings are a pair of freshmen signal callers in Patrick Coyne and Stephen Weatherford.

RUNNING BACK

- ▶ UC also returns the top running back in the BIG EAST, Isaiah Pead. He was a Second Team All-BIG EAST Conference honoree in 2010 after rushing for 1,029 yards and six touchdowns on 157 attempts, despite missing almost two full games due to injury.
- ▶ He ranked third in the league in rushing, but led the league for the second-straight year with his 6.6 yards per carry average. That average ranks him in the top-10 of all running backs nationally.
- ▶ Pead will be backed up by George Winn as Darrin Williams continues to recover from injuries.
- ▶ UC added a pair of highly touted freshmen in Akise Teague and Jameel Poteat in its latest signing class.
- ▶ Poteat averaged 5.07 yards per carry, tallying 1,724 rushing yards, scoring 12.8 points per game, while totaling 31 rushing touchdowns in 2010. He was listed by Rivals.com as the No. 15 running back nationally, and helped lead Bishop McDevitt to the PIAA Class AAA Championship Game, and was a finalist for the 2010 Mr. PA Football Award.
- ▶ Teague, tabbed as Ohio's Mr. Football following the 2010 season, was also named the MVP of the 2011 PNC Big 33 Football Classic. He averaged 10.9 yards per carry as a senior, earning 2,492 rushing yards and helped lead Youngstown Ursuline to an Ohio Division V State Championship.

TIGHT ENDS

- ▶ Travis Kelce returns from a year-long suspension to head the group at tight end. Kelce scored a pair of touchdowns out of the wildcat package during the 2009 season.
- ▶ Senior Adrien Robinson has 17 career receptions and two touchdowns to his credit. Sophomore Blake Annen was a key special teams player in 2010 along with Demetrius Richardson. Josh Russ makes the switch over from linebacker and freshman Matt Staubach also enters the fray.

WIDE RECEIVERS

- ▶ Leading the receivers is 2010 Second-Team All-BIG EAST selection D.J. Woods. He caught 57 balls for 898 yards in 2010. He added 10 touchdowns while also serving as UC's primary punt and kick returner. He led the conference in all-purpose yardage and his 10 touchdowns (eight receiving, two rushing) tied for fourth in the BIG EAST.
- ▶ UC, looking to replace the downfield threat of 1,000-yard receiver Armon Binns, now with the Jacksonville Jaguars, will get its first look at Kenbrell Thompkins (transfer), Damon Julian (junior-college transfer) and Dyjuan Lewis (redshirt freshman) along with incoming freshmen Chris Moore (Parade All-American), Alex Chisum and Shaq Washington.

OFFENSIVE LINE

- ▶ Alex Hoffman leads all returning offensive players with 25 career starts on the line. Hoffman played both guard and tackle a year ago. Randy Martinez started the final 11 games of the season at left guard and returns for his second year as a starter.
- ▶ Coming out of spring football, Sean Hooley had locked down the left tackle spot and Evan Davis is slotted to start at center. One of the better training camp position battles will be the continuation of the campaign that pits Austen Bujnoch against Andre Cureton at right guard.
- ▶ Corey Keebler missed the spring with a knee injury but is healthy and up to 286 lbs.

DEFENSE

- ▶ On paper, the defense returns 11 starters from a year ago.
- ▶ Key players returning from injury include: Dominique Battle, Reuben Johnson, Wesley Richardson, Solomon Tentman and Adrian Witty.
- ▶ UC's interceptions (8) and sacks (27) from 2010 were its lowest totals since and 2005 (7 interceptions, 24 sacks).

LINEBACKERS

- ▶ Linebacker J.K. Schaffer was a Second-Team All-BIG EAST selection after averaging 9.2 tackles per game, which ranked second in the league. Schaffer had his second straight 100-tackle season, finishing with 111 stops to lead the Bearcats.
- ▶ The linebackers suffered from a definite lack of depth in 2010 that saw senior Schaffer and junior Maalik Bomar taking the lion's share of the snaps. The starting duo returns 181 tackles and 36 career starts.
- ▶ True freshmen Dwight Jackson and Nick Temple arrived in time for spring football gaining valuable repetitions along with redshirt freshman Solomon Tentman who missed the 2010 season with a knee injury. Joining the corps for camp will be a pair of transfers in Greg Blair (Lackawanna CC) and Ben Pooler (Maryland) along with true freshmen Clemente Casseus, Kevin Hyland and Innocent Macha.

DEFENSIVE LINE

- ▶ Brandon Mills led the squad in 2010 with 12.5 tackles for a loss and 6.0 sacks.
- ▶ Walter Stewart moves full time back to defensive end after playing both the DL and LB spots the past two seasons. He has bulked up to 248 lbs and will team with returning starter Dan Giordano to provide the Bearcats with a better edge presence.
- ▶ Derek Wolfe leads the defensive returners with 25 career

PRESEASON PLAYER HONORS

Dominique Battle

Athlon Sports Third Team All-BIG EAST

Phil Steele's College Football Third-Team All-BIG EAST

Maalik Bomar

Phil Steele's College Football Fourth-Team All-BIG EAST

Zach Collaros

Athlon Sports Second Team All-BIG EAST

Lindy's Sports BIG EAST Most Valuable Player

Lindy's Sports First-Team All-BIG EAST

Lindy's Sports Coolest In The Clutch In BIG EAST

Phil Steele's College Football Second-Team All-BIG EAST

Sporting News First-Team All-BIG EAST

Sporting News BIG EAST's Best Passing QB

Alex Hoffman

Athlon Sports Third Team All-BIG EAST

Lindy's Sports Second-Team All-BIG EAST

Phil Steele's College Football Third-Team All-BIG EAST

John Hughes

Phil Steele's College Football Fourth-Team All-BIG EAST

Reuben Johnson

Phil Steele's College Football Fourth-Team All-BIG EAST

Brandon Mills

Phil Steele's College Football Second-Team All-BIG EAST

Pat O'Donnell

Athlon Sports Second Team All-BIG EAST

Lindy's Sports First-Team All-BIG EAST

Phil Steele's College Football First-Team All-BIG EAST

Isaiah Pead

Athlon Sports First Team All-BIG EAST

Lindy's Sports First-Team All-BIG EAST

Phil Steele's College Football First-Team All-BIG EAST

Sporting News First-Team All-BIG EAST

Sporting News BIG EAST's Most Elusive RB

J.K. Schaffer

Athlon Sports First Team All-BIG EAST

Lindy's Sports First-Team All-BIG EAST

Phil Steele's College Football First-Team All-BIG EAST

Sporting News First-Team All-BIG EAST

Walter Stewart

Phil Steele College Football Fourth-Team All-BIG EAST

Derek Wolfe

Athlon Sports Third Team All-BIG EAST

Lindy's Sports Second-Team All-BIG EAST

Lindy's Sports Best Hands In BIG EAST

Phil Steele College Football Second-Team All-BIG EAST

D.J. Woods

Athlon Sports First Team All-BIG EAST (WR)

Lindy's Sports First-Team All-BIG EAST (WR)

Phil Steele College Football First-Team All-BIG EAST (WR)

Phil Steele College Football Fourth-Team All-BIG EAST (PR & KR)

Sporting News First-Team All-BIG EAST (WR)



PRESEASON NEWS & NOTES

starts. Wolfe and John Hughes give the Bearcats strength up the middle of the line. The duo will be backed up by Jordan Stepp and redshirt freshman Camaron Beard.

DEFENSIVE BACKS

- ▶ No position group will see more competition entering training camps than the defensive backs.
- ▶ Senior Dominique Battle returns after missing the final eight games of 2010 with a knee injury. Battle has 15 career starts. Camerron Cheatham and Reuben Johnson have made 11 career starts apiece and Deven Drane has one start to his credit.
- ▶ At one safety slot, Wesley Richardson missed most of the spring due to off-season surgery, leaving the reps to newcomer Malcolm Murray. Murray is a junior-college transfer from Mt. SAC. Drew Frey is the veteran of the group with 24 starts under his belt. Pat Lambert and Chris Williams will also battle for reps.

SPECIAL TEAMS

PUNTER

- ▶ Pat O'Donnell is one of the strongest punters in the country. In his first year of competition in 2010, he ranked fourth in the BIG EAST averaging almost 42 yards per punt (41.9). He's also been consistent as our holder.

KICKER

- ▶ UC must replace the record-setting work of four-year kicker Jacob Rogers, who is in camp with the New Orleans Saints. A number of candidates for the job will be in camp, including senior transfer Shane Popham (Wake Forest), junior Danny Milligan also a wide receiver for UC; redshirt freshman Tony Miliano and true freshman A.J. Fleak. The battle will likely carry on throughout training camp and a starter might not be named until Austin Peay game week.

RETURNERS

- ▶ Returner D.J. Woods was one of the most productive players in the league a year ago, leading the BIG EAST in all-purpose yards, averaging 154.9 per game. He ranked in the Top-10 in the conference in receptions per game (3rd/4.8), receiving yards per game (2nd/74.8), punt return average (6th/7.7) and kick return average (7th/22.8).

LONG SNAPPER

- ▶ Long snapper Tom DeTemple brought consistency to the position a year ago, filling a void left by the graduation of Mike Windt. Now in his senior year, DeTemple will mentor true freshman Kirk Willis, who signed with the Bearcats in the winter.

NOTING THE WATCH LISTS ...

- ▶ Six Bearcats dot the watch lists for seven national awards entering the 2011 season.

Davey O'Brien National QB Award.....	Zach Collaros
Doak Walker Award	Isaiah Pead
Rotary Lombardy Award	Alex Hoffman, JK Schaffer
Nagurski Trophy	JK Schaffer, Derek Wolfe
Outland Trophy	Derek Wolfe
Biletnikoff Award	D.J. Woods
Maxwell Award	Zach Collaros, Isaiah Pead
Hornung Award	D.J. Woods

WHAT UC RETURNS IN 2011 ...

CATEGORY	PCT. RETURNING
Starters	72% (18/25)
Letterwinners	77% (50/65)
Passing Yards.....	93% (2,922/3,128)
Rushing Yards.....	90% (1,684/1,880)
Receiving Yards	45% (1,417/3,128)
Passing Touchdowns.....	96% (26/27)
Rushing Touchdowns	80% (12/15)
Receiving Touchdowns	44% (12/27)
Receptions	46% (116/251)
Tackles	94% (770/817)
Sacks	96% (26/27)
Interceptions.....	100% (8/8)

ACADEMIC EXCELLENCE ...

- ▶ The University of Cincinnati football team achieved an all-time team record with its 2.9 team grade point average in the recently ended 2011 Winter Academic Quarter.
- ▶ The team GPA, reflecting 83 student-athletes enrolled in classes, is an all-time high for the Bearcats football program.
- ▶ Thirty-eight of the 83 players (46 percent) achieved a 3.0 or better for the quarter, while 11 student-athletes ranked between a 3.5 and 4.0.
- ▶ Defensive lineman Eric Lefeld (Coldwater, Ohio/Coldwater) took home top GPA honors with his 3.956.
- ▶ Since Coach Jones' arrival in the winter of 2009, the team GPA has stayed consistently above a 2.7.
- ▶ In 2010, 19 student-athletes were named Academic All-BIG EAST and John Goebel (Milford, Mich./Brother Rice) earned the 2010 American Eagle Outfitters BIG EAST Football Scholar-Athlete of the Year award.
- ▶ UC was awarded the 2011 BIG EAST Academic Excellence Award, recognizing the top team GPA among the league's eight football schools.

SCHAFFER UP FOR AFCA/ALLSTATE GOOD WORKS TEAM ...

- ▶ Linebacker J.K. Schaffer was named one of a record 132 nominees for the 2011 Allstate AFCA Good Works Team®.
- ▶ The award, in its 20th year of existence, recognizes the selfless contributions to volunteerism and community service made by college football student-athletes across the nation. The honor is widely considered the sport's pre-eminent community service award.
- ▶ Schaffer, a Second-Team All-BIG EAST selection a year ago, led the defense with his 111 tackles and 67 solo stops. It was the second-straight 100-tackle campaign for the junior. He also added 9.5 tackles for a loss; five pass break ups, three sacks, two forced fumbles, an interception, and quarterback hurry. He was recently named to the watch lists for the 2011 Rotary Lombardi Award and Bronko Nagurski Trophy.
- ▶ In the classroom, Schaffer is a three-time Academic All-BIG EAST honoree (2009, 2010, 2011), seven-time Top Cat Award Winner for a quarter GPA of 3.5 or above and he was inducted into the UC Athletics Academic Legion of Excellence in the Fall of 2010.
- ▶ Off the field, he is heavily involved with UC's Cats in the Community Program, taking part in Right To Read, UC's Play After Practice program, Recess With The Bearcats, and College Mentors For Kids while also volunteering at the Ronald McDonald House, Walnut Hills Soup Kitchen and at

Cincinnati Children's Hospital.

SOME MINUTIAE ON 2010 ...

- ▶ The University of Cincinnati wrapped its 123rd football season with an all-time record of 551-550-51 (.502).
- ▶ Cincinnati (1885) is one of the five oldest programs in college football along with Rutgers (1869), Michigan (1879), Navy (1880), and Minnesota (1883).
- ▶ UC had seven new starters on defense and four on offense this season. UC has 63 players at sophomore level or below.
- ▶ The Bearcats started eight sophomores on defense and no seniors, making UC the youngest defensive unit among all BCS Conference teams in 2010.
- ▶ UC's 4-8 mark was its worst record since 2005, the same year the Bearcats last missed a bowl game.

CRANKING OUT THE YARDAGE ...

- ▶ UC surpassed 600 yards of total offense twice in 2010, with a season high 661 coming against Rutgers and 609 yards against Miami (OH).
- ▶ Over a six-game span, UC averaged 478.5 yards of total offense, 32.7 points per game, 184.0 yards rushing and 294.5 yards passing along with 16 passing touchdowns and 10 rushing scores.

MOST YARDS TOTAL OFFENSE

1.	711	vs. Connecticut	2009
2.	684	vs. Ohio	1968
3.	661	vs. Rutgers	2010
4.	647	vs. Miami (OH)	1986
	615	vs. Southeast Missouri State	2007
6.	609	vs. Miami (OH)	2010
7.	608	vs. Virginia Military Institute	1953
8.	604	vs. Washington & Lee	1952
9.	599	vs. Miami (OH)	2004
10.	578	vs. Southeast Missouri State	2009

SHEAKLEY ATHLETICS CENTER DEBUTS ...

- ▶ The Sheakley Athletics Center, formerly known as the Jefferson Avenue Sports Complex, which includes new practice fields for the Bearcats football team, made its long anticipated debut on Sept. 2, 2010.
- ▶ The ground breaking took place on March 16, 2010 for the project with an estimated construction cost of \$15.5 million.
- ▶ The first phase of construction, completed on Sept. 1, 2010, includes a lighted 100-yard field.
- ▶ A lighted 50-yard field was completed in November.
- ▶ The 100-yard field becomes a seasonal indoor practice facility during winter months via an air-supported bubble that was inflated over the field. The bubble maintains an interior ambient temperature between 50-60 degrees.
- ▶ The complex is also helping the University go green. A chilled water thermal storage tank was installed under the shorter 50-yard field to assist with the University's air conditioning systems.
- ▶ The storage tank will help the university realize an ongoing annual energy savings in the range of \$750,000 to \$1 million.
- ▶ The second phase of the construction process, started in July of 2011, includes bleacher seating, a press box, a scoreboard, a video/viewing tower, locker/team rooms, a training/taping room, restrooms, and a plaza to connect the practice facilities with UC's Varsity Village.

**ROSTER**

No.	Name	Pos.	Ht.	Wt.	Cl.	Ex.	Hometown/High School/Last School	No.	Name	Pos.
1	Kenbrell Thompson	WR	6-1	195	Jr.	JC	Miami, Fla./Northwestern/El Camino CC	19	Ralph David Abernathy IV	WR
2	Dyjuan Lewis *	WR	6-3	194	Fr.	RS	Indianapolis, Ind./Pike	37	Evan Aleshire	WR
3	DJ Woods	WR	6-0	180	Sr.	3L	Strongsville, Ohio/Strongsville	86	Blake Annen *	TE
+ 4	Maalik Bomar	LB	6-2	220	Jr.	2L	Cincinnati, Ohio/Winton Woods	51	Alex Apyan	LS
+ 4	Munchie Legaux	QB	6-5	203	So.	1L	New Orleans, La./Edna Karr	+ 9	Dominique Battle	DB
5	Reuben Johnson	DB	5-10	196	Jr.	2L	Lawnside, N.J./Winslow Township	39	Demitri Beal *	DB
6	Anthony McClung	WR	6-0	165	So.	1L	Indianapolis, Ind./Pike	90	Camaron Beard	DL
7	Shaq Washington	WR	5-9	159	Fr.	HS	Maple Hts., Ohio/Maple Hts.	51	Greg Blair	LB
+ 8	Jordan Luallen	QB	6-3	214	So.	TR	Greenwood, Ind./Center Grove/Georgia Tech	+ 4	Maalik Bomar	LB
+ 8	Adrian Witty	DB	5-10	177	Fr.	RS	Deerfield Beach, Fla./Deerfield Beach	76	Austen Bujnoch *	OL
+ 9	Dominique Battle	DB	5-11	185	Sr.	2L	Boca Raton, Fla./American Heritage	+ 48	Clemente Casseus ^	LB
+ 9	Patrick Coyne	QB	6-1	233	Fr.	HS	Cincinnati, Ohio/Badin	21	Camerron Cheatham *	DB
10	Darrin Williams *	RB	5-7	176	Jr.	2L	Detroit, Mich./Martin Luther King	25	Arryn Chenault	DB
+ 11	Deven Drane	DB	5-11	179	So.	1L	Plantation, Fla./Plantation	80	Alex Chisum	WR
+ 11	Brendon Kay *	QB	6-4	229	Jr.	SQ	Marine City, Mich./Marine City	12	Zach Collaros *	QB
12	Zach Collaros *	QB	6-0	218	Sr.	3L	Steubenville, Ohio/Steubenville	+ 9	Patrick Coyne	QB
+ 13	Pat Lambert *	DB	6-1	208	Jr.	2L	St. Cloud, Fla./Osceola	79	Andre Cureton *	OL
+ 13	Stephen Weatherford	QB	6-3	184	Fr.	HS	Odessa, Fla./Land O'Lakes	72	Evan Davis	OL
14	Tony Miliano ^ *	K	6-2	198	Fr.	RS	North Bend, Ohio/Elder	91	Adam Dempsey ^	DL
15	Chris Moore	WR	6-1	175	Fr.	HS	Tampa, Fla./Thomas Jefferson	96	Tom DeTemple *	LS
+ 16	Damon Julian	WR	6-2	209	Jr.	JC	Atco, N.J./Winslow Township/Pierce College	+ 11	Deven Drane	DB
+ 16	Nick West ^ *	QB	6-2	207	Fr.	RS	Hebron, Ky./Conner	78	Parker Ehinger	OL
+ 17	Malcolm Murray	DB	6-1	195	Jr.	JC	Glendale, Calif./Junipero Serra/Mount SAC	+ 35	Eric Ernst ^	P
18	Travis Kelce *	TE	6-6	255	Jr.	1L	Cleveland Hts., Ohio/Cleveland Hts.	29	Adam Fearing ^	RB
19	Ralph David Abernathy IV	WR	5-7	160	Fr.	HS	Atlanta, Ga./Westminster School	+ 26	A.J. Fleak ^	K
20	Chris Williams	DB	5-11	180	Jr.	2L	Cincinnati, Ohio/Winton Woods	+ 26	Drew Frey *	DB
21	Camerron Cheatham *	DB	5-9	195	Jr.	2L	Kalamazoo, Mich./Central	64	Kyle Gephart	OL
22	Jameel Poteat	RB	5-10	202	Fr.	HS	Harrisburg, Pa./Bishop McDevitt	85	Jacob Giltrow	WR
+ 23	Reuben Haley	DB	6-0	185	Sr.	1L	Cincinnati, Ohio/Mount Healthy	99	Dan Giordano *	DL
+ 23	Isaiah Pead	RB	5-11	200	Sr.	3L	Columbus, Ohio/Eastmoor Academy	+ 23	Reuben Haley	DB
+ 24	John Lloyd ^ *	P	6-2	238	Fr.	RS	Cincinnati, Ohio/CHCA	+ 59	Steve Hancock	DL
+ 24	Wesley Richardson *	DB	6-0	202	Sr.	3L	Columbus, Ohio/Olentangy Liberty	97	Chad Hannah	DL
25	Arryn Chenault	DB	6-0	197	So.	1L	Cincinnati, Ohio/Fairfield	93	Brad Harrah	DL
+ 26	A.J. Fleak ^	K	6-1	231	Fr.	HS	Sunbury, Ohio/Big Walnut	+ 30	Alex Heineman ^	WR
+ 26	Drew Frey *	DB	6-3	200	Jr.	2L	Wilmington, Ohio/Clinton-Massie	81	Tomaz Hilton *	WR
27	Akise Teague	RB	5-8	183	Fr.	HS	Youngstown, Ohio/Ursuline	+ 59	Alex Hoffman *	OL
28	Trenier Orr	DB	5-11	180	Fr.	HS	Winter Garden, Fla./Ocoee	77	Sean Hooley	OL
+ 29	Adam Fearing ^	RB	5-9	182	Jr.	SQ	Dayton, Ohio/Carroll	31	Bruce Horner *	WR
+ 29	Shane Popham	K	6-0	182	Sr.	TR	Crestview Hills, Ky./Cov. Catholic/Wake Forest	40	John Hughes *	DL
+ 30	Alex Heineman ^	WR	6-1	199	Fr.	HS	Mission Viejo, Calif./Capistrano Valley	41	Kevin Hyland ^	LB
+ 30	Aaron Roberson ^ *	DB	5-11	183	Jr.	1L	Maple Hts., Ohio/Chanel/Gannon	52	Dwight Jackson	LB
31	Bruce Horner *	WR	6-1	173	Jr.	1L	Southfield, Mich./Harrison	5	Reuben Johnson	DB
32	George Winn *	RB	5-11	198	Jr.	2L	Southfield, Mich./U. of Detroit Jesuit	16	Damon Julian	WR
33	Solomon Tentman	LB	6-2	222	Fr.	RS	Cincinnati, Ohio/Roger Bacon	+ 11	Brendon Kay *	QB
34	Pat O'Donnell	P	6-5	221	Jr.	1L	Lakewood, Fla./Palm Beach Central	62	Cory Keebler	OL
+ 35	Eric Ernst ^	P	6-1	177	Fr.	HS	Cincinnati, Ohio/McNicholas	+ 18	Travis Kelce *	TE
+ 35	Josh Russ *	TE	6-5	231	Fr.	RS	Elyria, Ohio/Elyria Catholic	+ 13	Pat Lambert *	DB
+ 36	Ben Pooler	LB	6-3	232	Sr.	TR	Morristown, N.J./Lawrenceville/Maryland	71	Eric Lefeld	OL
37	Evan Aleshire	WR	6-3	207	Fr.	RS	Cincinnati, Ohio/Wyoming	+ 4	Munchie Legaux	QB
37	JK Schaffer	LB	6-1	227	Sr.	3L	Cincinnati, Ohio/LaSalle	2	Dyjuan Lewis *	WR
38	Breon Mapp ^	DB	5-10	198	Jr.	TR	Cincinnati, Ohio/Anderson/Thomas More	+ 24	John Lloyd ^ *	P
39	Demitri Beal *	DB	5-11	185	Fr.	RS	Pembroke Park, Fla./Chaminade-Madonna	60	Sam Longo	OL
40	John Hughes *	DL	6-4	300	Sr.	3L	Gahanna, Ohio/Lincoln	55	Roney Lozano	DL
41	Kevin Hyland ^	LB	6-2	219	Fr.	HS	Cincinnati, Ohio/Elder	47	Colin Lozier ^	LB
43	Nick Temple	LB	5-10	215	Fr.	HS	Indianapolis, Ind./Warren Central	+ 8	Jordan Luallen	QB
44	Corey Mason	LB	6-3	229	Fr.	RS	Cincinnati, Ohio/Elder	50	Innocent Macha ^	LB



ROSTER

No.	Name	Pos.	No.	Name	Pos.	Ht.	Wt.	Cl.	Ex.	Hometown/High School/Last School
+ 38	Breon Mapp ^	DB	45	Rob Trigg *	DL	6-3	258	Sr.	3L	Dayton, Ohio/Chaminade-Julienne
53	Randy Martinez *	OL	46	Mitch Meador *	DL	6-4	270	So.	1L	Greenwood, Ind./Whiteland Community
44	Corey Mason	LB	47	Colin Lozier ^	LB	6-0	220	Jr.	2L	Cincinnati, Ohio/Colerain
66	Sean McClellan *	OL	+ 48	Matt Staubach ^	TE	6-5	247	Fr.	HS	Cincinnati, Ohio/McNicholas
69	Dominic Mainello ^	OL	49	Isiah Vaughn	LB	6-0	200	Jr.	JC	Clementon, N.J./Township/Pierce CC (LA)
6	Anthony McClung	WR	50	Innocent Macha ^	LB	6-0	216	Fr.	HS	Cincinnati, Ohio/Roger Bacon
46	Mitch Meador *	LB	+ 51	Alex Apyan	LS	6-1	199	Sr.	SQ	Chattanooga, Tenn./Hixson
+ 14	Tony Miliano ^ *	K	52	Dwight Jackson	LB	6-1	213	Fr.	HS	Miami, Fla./Miami Central
83	Danny Milligan *	WR	53	Randy Martinez *	OL	6-1	286	Sr.	2L	Teaneck, N.J./Teaneck
58	Brandon Mills *	DL	54	Walter Stewart *	DL	6-5	248	Jr.	2L	Ashville, Ohio/Teays Valley
70	Brandon Mitchell	DL	55	Roney Lozano	DL	6-2	272	So.	1L	Miami, Fla./American
15	Chris Moore	WR	56	Carroll Phillips	DL	6-4	211	Fr.	HS	Miami, Fla./Miami Central
82	Max Morrison	WR	58	Brandon Mills *	DL	5-10	251	Jr.	2L	Cincinnati, Ohio/Colerain
92	Silverberry Mouhon	DL	+ 59	Steve Hancock	DL	6-5	246	Sr.	1L	Sterling, Va./Potomac Falls
68	Daniel Murray	OL	+ 59	Alex Hoffman *	OL	6-7	295	Sr.	3L	Indianapolis, Ind./Cathedral
74	Justin Murray	OL	60	Sam Longo	OL	6-5	289	So.	TR	Spring Valley, Ohio/Bellbrook/Ohio State
+ 17	Malcolm Murray	DB	61	Kirk Willis ^	LS	6-2	227	Fr.	HS	Granville, Ohio/Granville
34	Pat O'Donnell	P	62	Cory Keebler	OL	6-7	286	Fr.	RS	Liberty Township, Ohio/Lakota East
28	Trenier Orr	DB	63	Dan Sprague	OL	6-3	278	So.	SQ	Worthington, Ohio/Kilbourne
+ 23	Isaiah Pead	RB	64	Kyle Gephart	OL	6-4	304	So.	HS	Morrow, Ohio/Little Miami
56	Carroll Phillips	DL	66	Sean McClellan *	OL	6-4	281	So.	SQ	Cincinnati, Ohio/Moeller
+ 36	Ben Pooler	LB	68	Daniel Murray	OL	6-3	284	Fr.	HS	San Diego, Calif./Torrey Pines
+ 37	Shane Popham	K	69	Dominic Mainello ^	OL	6-3	266	So.	SQ	Fort Mitchell, Ky./Beachwood
22	Jameel Poteat	RB	70	Brandon Mitchell	DL	6-2	320	Fr.	HS	Cincinnati, Ohio/Withrow
89	Demetrius Richardson ^	TE	71	Eric Lefeld	OL	6-6	285	Fr.	RS	Coldwater, Ohio/Coldwater
+ 24	Wesley Richardson *	DB	72	Evan Davis	OL	6-4	283	Sr.	3L	Cincinnati, Ohio/Colerain
+ 30	Aaron Roberson ^ *	DB	74	Justin Murray	OL	6-5	245	Fr.	HS	Cincinnati, Ohio/Sycamore
88	Adrien Robinson *	TE	75	Kevin Schloemer	OL	6-7	303	Fr.	RS	Liberty Township, Ohio/Lakota West
+ 35	Josh Russ *	TE	76	Austen Bujnoch *	OL	6-5	274	So.	1L	Cincinnati, Ohio/Elder
+ 37	JK Schaffer	LB	77	Sean Hooey	OL	6-9	298	Jr.	1L	Litchfield, Mich./Hillsdale
75	Kevin Schloemer	OL	78	Parker Ehinger	OL	6-7	278	Fr.	HS	Rockford, Mich./Rockford
63	Dan Sprague	OL	79	Andre Cureton *	OL	6-6	299	So.	1L	Indianapolis, Ind./Pike
+ 48	Matt Staubach ^	TE	80	Alex Chisum	WR	6-3	178	Fr.	HS	Fayetteville, Ga./Sandy Creek
94	Jordan Stepp *	DL	81	Tomaz Hilton *	WR	6-3	211	Sr.	3L	Youngstown, Ohio/The Rayen
54	Walter Stewart *	DL	82	Max Morrison	WR	6-1	166	Fr.	HS	Kenton, Ohio/Kenton
87	Monte Taylor	DL	83	Danny Milligan *	WR	5-9	172	Jr.	1L	Cincinnati, Ohio/St. Xavier
27	Akise Teague	RB	84	Orion Woodard *	WR	6-3	224	Sr.	3L	Pompton Lakes, N.J./Pompton Lakes
43	Nick Temple	LB	85	Jacob Giltrow	WR	6-0	186	So.	HS	West Chester, Ohio/Lakota West
33	Solomon Tentman	LB	86	Blake Annen *	TE	6-5	258	So.	1L	Upper Arlington, Ohio/Upper Arlington
1	Kenbrell Thompkins	WR	87	Monte Taylor	DL	6-5	266	Sr.	1L	Los Angeles, Calif./Washington/El Camino CC
45	Rob Trigg *	DL	88	Adrien Robinson *	TE	6-5	267	Sr.	3L	Indianapolis, Ind./Warren Central
49	Isiah Vaughn	DB	89	Demetrius Richardson ^	TE	6-2	241	Jr.	1L	Marlton, N.J./Cherokee/USMAPS
7	Shaq Washington	WR	90	Camaron Beard	DL	6-5	278	Fr.	RS	Indianapolis, Ind./Cathedral
+ 13	Stephen Weatherford	QB	91	Adam Dempsey ^	DL	6-2	260	Jr.	SQ	Fort Thomas, Ky./Highlands
98	Chad West	DL	92	Silverberry Mouhon	DL	6-4	233	Fr.	HS	Norcross, Ga./Norcross
16	Nick West ^ *	QB	93	Brad Harrah	DL	6-5	250	Fr.	RS	Marion, Ohio/Marion Pleasant
20	Chris Williams	DB	94	Jordan Stepp *	DL	6-1	287	So.	1L	Indianapolis, Ind./Ben Davis
10	Darrin Williams *	RB	95	Derek Wolfe	DL	6-5	300	Sr.	3L	Lisbon, Ohio/Beaver Local
61	Kirk Willis ^	LS	96	Tom DeTemple *	LS	6-2	232	Sr.	2L	Cincinnati, Ohio/Moeller
32	George Winn *	RB	97	Chad Hannah	DL	6-6	218	Fr.	HS	Tampa, Fla./Gaither
+ 8	Adrian Witty	DB	98	Chad West	DL	6-6	240	Fr.	HS	Perry, Ohio/Perry
95	Derek Wolfe	DL	99	Dan Giordano *	DL	6-4	261	Jr.	2L	Frankfort, Ill./Lincoln-Way East
84	Orion Woodard *	WR								
3	DJ Woods	WR								

+ - Duplicate Number; ^-Walk-On; *-Has utilized redshirt year

**POST-SPRING DEPTH CHART****OFFENSE**

LT	59	Alex Hoffman	6-7	299	Sr.	3L	Indianapolis, Ind./Cathedral
	71	Eric Lefeld	6-6	281	Fr.	RS	Coldwater, Ohio/Coldwater
LG	53	Randy Martinez	6-1	290	Sr.	2L	Teaneck, N.J./Teaneck
	66	Sean McClellan	6-4	272	So.	SQ	Cincinnati, Ohio/Moeller
C	72	Evan Davis	6-4	285	Sr.	3L	Cincinnati, Ohio/Colerain
	63	Dan Sprague	6-3	285	So.	SQ	Worthington, Ohio/Kilbourne
RG	76	Austen Bujnoch	6-5	280	So.	1L	Cincinnati, Ohio/Elder
-or-	79	Andre Cureton	6-6	301	So.	1L	Indianapolis, Ind./Pike
RT	77	Sean Hooey	6-9	300	Jr.	1L	Litchfield, Mich./Hillsdale
	62	Cory Keebler	6-7	286	Fr.	RS	Liberty Township, Ohio/Lakota East
TE	86	Blake Annen	6-5	245	So.	1L	Upper Arlington, Ohio/Upper Arlington
-or-	18	Travis Kelce	6-6	252	Jr.	1L	Cleveland Hts., Ohio/Cleveland Hts.
-or-	88	Adrien Robinson	6-5	268	Sr.	3L	Indianapolis, Ind./Warren Central
WR	1	Kenbrell Thompkins	6-1	196	Jr.	JC	Miami, Fla./Northwestern/El Camino CC
	2	Dyjuan Lewis	6-3	194	Fr.	RS	Indianapolis, Ind./Pike
WR	6	Anthony McClung	6-0	164	So.	1L	Indianapolis, Ind./Pike
	7	Shaq Washington	5-9	165	Fr.	HS	Maple Hts., Ohio/Maple Hts.
WR	3	DJ Woods	6-0	178	Sr.	3L	Strongsville, Ohio/Strongsville
	84	Orion Woodard	6-3	216	Sr.	3L	Pompton Lakes, N.J./Pompton Lakes
QB	12	Zach Collaros	6-0	223	Sr.	3L	Steubenville, Ohio/Steubenville
	4	Munchie Legaux	6-5	197	So.	1L	New Orleans, La./Edna Karr
-or-	17	Jordan Luallen	6-3	215	So.	TR	Greenwood, Ind./Center Grove/Ga. Tech
RB	23	Isaiah Pead	5-11	198	Sr.	3L	Columbus, Ohio/Eastmoor Academy
	32	George Winn	5-11	195	Jr.	2L	Southfield, Mich./U. of Detroit Jesuit

DEFENSE

L	54	Walter Stewart	6-5	244	Jr.	2L	Ashville, Ohio/Teays Valley
	58	Brandon Mills	5-10	245	Jr.	2L	Cincinnati, Ohio/Colerain
T	95	Derek Wolfe	6-5	300	Sr.	3L	Lisbon, Ohio/Beaver Local
	44	Camaron Beard	6-5	279	Fr.	RS	Indianapolis, Ind./Cathedral
N	40	John Hughes	6-4	305	Sr.	3L	Gahanna, Ohio/Lincoln
	94	Jordan Stepp	6-1	273	So.	1L	Indianapolis, Ind./Ben Davis
E	99	Dan Giordano	6-4	260	Jr.	2L	Frankfort, Ill./Lincoln-Way East
	45	Rob Trigg	6-3	265	Sr.	3L	Dayton, Ohio/Chaminade-Julienne
WLB	4	Maalik Bomar	6-2	219	Jr.	2L	Cincinnati, Ohio/Winton Woods
	57	Clemente Casseus	6-1	205	Fr.	HS	Miramar, Fla./Everglades
MLB	37	JK Schaffer	6-1	232	Sr.	3L	Cincinnati, Ohio/LaSalle
	52	Dwight Jackson	6-1	205	Fr.	HS	Miami, Fla./Miami Central
-or-	33	Solomon Tentman	6-2	222	Fr.	RS	Cincinnati, Ohio/Roger Bacon
SLB	36	Ben Pooler	6-3	232	Sr.	TR	Morristown, N.J./Lawrenceville/Maryland
	43	Nick Temple	5-11	214	Fr.	HS	Indianapolis, Ind./Warren Central
BC	9	Dominique Battle	5-11	185	Sr.	2L	Boca Raton, Fla./American Heritage
	11	Deven Drane	5-11	180	So.	1L	Plantation, Fla./Plantation
	23	Reuben Haley	6-0	185	Sr.	1L	Cincinnati, Ohio/Mount Healthy
FS	24	Wesley Richardson	6-0	200	Sr.	3L	Columbus, Ohio/Olentangy Liberty
	17	Malcolm Murray	6-1	199	Jr.	JC	Glendale, Calif./Junipero Serra/Mount SAC
SS	26	Drew Frey	6-3	203	Jr.	2L	Wilmington, Ohio/Clinton-Massie
	25	Arryn Chenault	6-0	197	So.	1L	Cincinnati, Ohio/Fairfield
	13	Pat Lambert	6-1	198	Jr.	2L	St. Cloud, Fla./Osceola
N	20	Chris Williams	5-11	194	Jr.	2L	Cincinnati, Ohio/Winton Woods
-or-	5	Reuben Johnson	5-10	191	Jr.	2L	Lawnside, N.J./Winslow Township
	30	Aaron Roberson	5-11	183	Jr.	1L	Maple Hts., Ohio/Chanel/Gannon
FC	21	Camerron Cheatham	5-9	190	Jr.	2L	Kalamazoo, Mich./Central
	8	Adrian Witty	5-10	181	So.	1L	Deerfield Beach, Fla./Deerfield Beach
	28	Trenier Orr	5-11	180	Fr.	HS	Winter Garden, Fla./Ocoee

SPECIAL TEAMS

LS	96	Tom DeTemple	6-2	236	Sr.	2L	Cincinnati, Ohio/Moeller
	61	Kirk Willis	6-3	220	Fr.	HS	Granville, Ohio/Granville
H	34	Pat O'Donnell	6-5	217	Jr.	1L	Lakewood, Fla./Palm Beach Central
	11	Brendon Kay	6-4	233	Jr.	SQ	Marine City, Mich./Marine City
PK	18	Tony Miliano	6-2	200	Fr.	RS	North Bend, Ohio/Elder
-or-	29	Shane Popham	6-0	182	Sr.	TR	Crestview Hills, Ky./Cov. Cath./Wake Forest
P	34	Pat O'Donnell	6-5	217	Jr.	1L	Lakewood, Fla./Palm Beach Central
	29	Shane Popham	6-0	182	Sr.	TR	Crestview Hills, Ky./Cov. Cath./Wake Forest

KOR	19	Ralph David Abemathy IV	5-7	160	Fr.	HS	Atlanta, Ga./Westminster School
	3	DJ Woods	6-0	178	Sr.	3L	Strongsville, Ohio/Strongsville
	6	Anthony McClung	6-0	164	So.	1L	Indianapolis, Ind./Pike
	1	Kenbrell Thompkins	6-1	196	Jr.	JC	Miami, Fla./Northwestern/El Camino CC
PR	3	DJ Woods	6-0	178	Sr.	3L	Strongsville, Ohio/Strongsville
-or-	23	Isaiah Pead	5-11	198	Sr.	3L	Columbus, Ohio/Eastmoor Academy
	6	Anthony McClung	6-0	164	So.	1L	Indianapolis, Ind./Pike

PRONOUNCIATIONS**PLAYERS**

Blake Annen	ANN-in
Arryn Chenault	sha-NO
Austen Bujnoch	BOOJ-knock
Zach Collaros	ko-LAH-ris
Parker Ehinger	EIN-ger
Drew Frey	Fry
Dan Giordano	GEE-or-dah-no
Tomaz Hilton	TOE-maz
Travis Kelce	KEL-see
Eric Lefeld	LAY-feld

PLAYERS

Munchie Legaux	LAY-go
Dyjuan Lewis	DUH-wan
Roney Lozano	row-NEY luh-ZAH-no
Colin Lozier	LOW-zhur
Jordan Luallen	LOU-el-in
Innocent Macha	MA-cha
Mitch Meador	MEH-door
Tony Miliano	mil-eee-AHH-no
Silverberry Mouhon	MOO-hon
Trenier Orr	TRUH-neer

PLAYERS

Kevin Schloemer	SHLO-mer
Akise Teague	UH-kees

COACHES

Mike Bajakian	buh-JAY-key-in
Kerry Coombs	combs
John Jancek	JAN-sick
Mike Szerszen	sir-SHIN
T.J. Weist	WEEST



ROSTER BY POSITION

DEFENSIVE BACKS

No.	Name	Pos.	Ht.	Wt.	Cl.	Ex.
5	Reuben Johnson	DB	5-10	196	Jr.	2L
+ 8	Adrian Witty	DB	5-10	177	Fr.	RS
+ 9	Dominique Battle	DB	5-11	185	Sr.	2L
+ 11	Deven Drane	DB	5-11	179	So.	1L
+ 13	Pat Lambert *	DB	6-1	208	Jr.	2L
+ 17	Malcolm Murray	DB	6-1	195	Jr.	JC
20	Chris Williams	DB	5-11	180	Jr.	2L
21	Cameron Cheatham *	DB	5-9	195	Jr.	2L
+ 23	Reuben Haley	DB	6-0	185	Sr.	1L
+ 24	Wesley Richardson *	DB	6-0	202	Sr.	3L
25	Arryn Chenault	DB	6-0	197	So.	1L
+ 26	Drew Frey *	DB	6-3	200	Jr.	2L
28	Trenier Orr	DB	5-11	180	Fr.	HS
+ 30	Aaron Roberson ^ *	DB	5-11	183	Jr.	1L
38	Breon Mapp ^	DB	5-10	198	Jr.	TR
39	Demitri Beal *	DB	5-11	185	Fr.	RS

DEFENSIVE LINE

No.	Name	Pos.	Ht.	Wt.	Cl.	Ex.
40	John Hughes *	DL	6-4	300	Sr.	3L
45	Rob Trigg *	DL	6-3	258	Sr.	3L
46	Mitch Meador *	DL	6-4	270	So.	1L
54	Walter Stewart *	DL	6-5	248	Jr.	2L
55	Roney Lozano	DL	6-2	272	So.	1L
56	Carroll Phillips	DL	6-4	211	Fr.	HS
58	Brandon Mills *	DL	5-10	251	Jr.	2L
+ 59	Steve Hancock	DL	6-5	246	Sr.	1L
70	Brandon Mitchell	DL	6-2	320	Fr.	HS
87	Monte Taylor	DL	6-5	266	Sr.	1L
90	Camaron Beard	DL	6-5	278	Fr.	RS
91	Adam Dempsey ^	DL	6-2	260	Jr.	SQ
92	Silverberry Mouhon	DL	6-4	233	Fr.	HS
93	Brad Harrah	DL	6-5	250	Fr.	RS
94	Jordan Stepp *	DL	6-1	287	So.	1L
95	Derek Wolfe	DL	6-5	300	Sr.	3L
97	Chad Hannah	DL	6-6	218	Fr.	HS
98	Chad West	DL	6-6	240	Fr.	HS
99	Dan Giordano *	DL	6-4	261	Jr.	2L

LINEBACKERS

No.	Name	Pos.	Ht.	Wt.	Cl.	Ex.
+ 4	Maalik Bomar	LB	6-2	220	Jr.	2L
33	Solomon Tentman	LB	6-2	222	Fr.	RS
+ 36	Ben Pooler	LB	6-3	232	Sr.	TR
37	JK Schaffer	LB	6-1	227	Sr.	3L
41	Kevin Hyland ^	LB	6-2	219	Fr.	HS
43	Nick Temple	LB	5-10	215	Fr.	HS
44	Corey Mason	LB	6-3	229	Fr.	RS
47	Colin Lozier ^	LB	6-0	220	Jr.	2L
49	Isiah Vaughn	LB	6-0	200	Jr.	JC
50	Innocent Macha ^	LB	6-0	216	Fr.	HS
52	Dwight Jackson	LB	6-1	213	Fr.	HS

SPECIALISTS

No.	Name	Pos.	Ht.	Wt.	Cl.	Ex.
14	Tony Miliano ^ *	K	6-2	198	Fr.	RS
+ 24	John Lloyd ^ *	P	6-2	238	Fr.	RS
+ 26	A.J. Fleak ^	K	6-1	231	Fr.	HS
+ 29	Shane Popham	K	6-0	182	Sr.	TR
34	Pat O'Donnell	P	6-5	221	Jr.	1L
+ 35	Eric Ernst ^	P	6-1	177	Fr.	HS
+ 51	Alex Apyan	LS	6-1	199	Sr.	SQ
61	Kirk Willis ^	LS	6-2	227	Fr.	HS
96	Tom DeTemple *	LS	6-2	232	Sr.	2L

OFFENSIVE LINE

No.	Name	Pos.	Ht.	Wt.	Cl.	Ex.
53	Randy Martinez *	OL	6-1	286	Sr.	2L
+ 59	Alex Hoffman *	OL	6-7	295	Sr.	3L
60	Sam Longo	OL	6-5	289	So.	TR
62	Cory Keebler	OL	6-7	286	Fr.	RS
63	Dan Sprague	OL	6-3	278	So.	SQ
64	Kyle Gephart	OL	6-4	304	So.	HS
66	Sean McClellan *	OL	6-4	281	So.	SQ
68	Daniel Murray	OL	6-3	284	Fr.	HS
69	Dominic Mainello ^	OL	6-3	266	So.	SQ
71	Eric Lefeld	OL	6-6	285	Fr.	RS
72	Evan Davis	OL	6-4	283	Sr.	3L
74	Justin Murray	OL	6-5	245	Fr.	HS
75	Kevin Schloemer	OL	6-7	303	Fr.	RS
76	Austen Buynoch *	OL	6-5	274	So.	1L
77	Sean Hoey	OL	6-9	298	Jr.	1L
78	Parker Ehinger	OL	6-7	278	Fr.	HS
79	Andre Cureton *	OL	6-6	299	So.	1L

RUNNING BACKS

No.	Name	Pos.	Ht.	Wt.	Cl.	Ex.
10	Darrin Williams *	RB	5-7	176	Jr.	2L
22	Jameel Poteat	RB	5-10	202	Fr.	HS
+ 23	Isaiah Pead	RB	5-11	200	Sr.	3L
27	Akise Teague	RB	5-8	183	Fr.	HS
+ 29	Adam Fearing ^	RB	5-9	182	Jr.	SQ
32	George Winn *	RB	5-11	198	Jr.	2L

QUARTERBACKS

No.	Name	Pos.	Ht.	Wt.	Cl.	Ex.
+ 4	Munchie Legaux	QB	6-5	203	So.	1L
+ 8	Jordan Luallen	QB	6-3	214	So.	TR
+ 9	Patrick Coyne	QB	6-1	233	Fr.	HS
+ 11	Brendon Kay *	QB	6-4	229	Jr.	SQ
12	Zach Collaros *	QB	6-0	218	Sr.	3L
+ 13	Stephen Weatherford	QB	6-3	184	Fr.	HS
+ 16	Nick West ^ *	QB	6-2	207	Fr.	RS

TIGHT ENDS

No.	Name	Pos.	Ht.	Wt.	Cl.	Ex.
18	Travis Kelce *	TE	6-6	255	Jr.	1L
+ 35	Josh Russ *	TE	6-5	231	Fr.	RS
+ 48	Matt Staubach ^	TE	6-5	247	Fr.	HS
86	Blake Annen *	TE	6-5	258	So.	1L
88	Adrien Robinson *	TE	6-5	267	Sr.	3L
89	Demetrius Richardson ^	TE	6-2	241	Jr.	1L

WIDE RECEIVERS

No.	Name	Pos.	Ht.	Wt.	Cl.	Ex.
1	Kenbrell Thompkins	WR	6-1	195	Jr.	JC
2	Dyjuan Lewis *	WR	6-3	194	Fr.	RS
3	DJ Woods	WR	6-0	180	Sr.	3L
6	Anthony McClung	WR	6-0	165	So.	1L
7	Shaq Washington	WR	5-9	159	Fr.	HS
15	Chris Moore	WR	6-1	175	Fr.	HS
+ 16	Damon Julian	WR	6-2	209	Jr.	JC
19	Ralph David Abernathy IV	WR	5-7	160	Fr.	HS
+ 30	Alex Heineman ^	WR	6-1	199	Fr.	HS
31	Bruce Horner *	WR	6-1	173	Jr.	1L
37	Evan Aleshire	WR	6-3	207	Fr.	RS
80	Alex Chisum	WR	6-3	178	Fr.	HS
81	Tomaz Hilton *	WR	6-3	211	Sr.	3L
82	Max Morrison	WR	6-1	166	Fr.	HS
83	Danny Milligan *	WR	5-9	172	Jr.	1L
84	Orion Woodard *	WR	6-3	224	Sr.	3L
85	Jacob Giltrow	WR	6-0	186	So.	HS

+ - Duplicate Number; ^ - Walk-On; * - Has utilized redshirt year

**2011 OPPONENTS****AUSTIN PEAY**

September 1
Nippert Stadium
Cincinnati, Ohio • 7 p.m. • FS Ohio



RICK CHRISTOPHEL
Head Coach



RYAN WHITE
Running Back

Quick Facts

Location: Clarksville, Tenn.
Enrollment: 10,723
Nickname: Governors
Colors: Red and White
Conference: Ohio Valley (FCS)
Athletics Director: Dave Loos
Stadium: Governors Stadium (10,000)
2010 Record: 2-9 (1-7 OVC)
Head Coach: Rick Christophel (Austin Peay '75)
Record at Austin Peay (Years): 15-29 (4)

Career Record (Years): Same
vs. UC: First Meeting
Media Contact: Brad Kirtley
Office Phone: 931.221.7561
Home Phone: 931.553.2845
SID Fax: 931.221.7562
E-Mail: kirtleyb@apsu.edu
Press Box Phone: 931.221.7191
Website: www.apsugovernors.com
Series Record: UC leads, 4-0

Schedule

Sept. 3	at Cincinnati
Sept. 17	at Memphis
Sept. 24	Eastern Kentucky *
Oct. 1	Tennessee State *
Oct. 8	at UT Martin *
Oct. 15	Jacksonville State *
Oct. 22	at Southeast Missouri *
Oct. 29	Eastern Illinois *
Nov. 5	Central State
Nov. 12	at Murray State *
Nov. 19	at Tennessee Tech *

AT TENNESSEE

September 10
at Neyland Stadium
Knoxville, Tenn. • 3:30 p.m. • ESPN2



DEREK DOOLEY
Head Coach



MALIK JACKSON
Defensive Lineman

Quick Facts

Location: Knoxville, Tenn.
Enrollment: 27,523
Nickname: Volunteers or Vols
Colors: Orange and White
Conference: Southeastern
Athletics Director: Mike Hamilton
Stadium: Neyland Stadium (102,455)
2010 Record: 6-7 (3-5 SEC East)
Head Coach: Derek Dooley (Virginia '90)
Record at Tennessee (Years): 6-7 (1)

Career Record (Years): 23-27 (4)
vs. UC: First Meeting
Media Contact: Jimmy Stanton
Office Phone: 865.974.4167
Cell Phone: 865.306.2052
SID Fax: 865.974.1269
E-Mail: jimmystanton@tennessee.edu
Press Box Phone: 865.974.2937
Website: www.utsports.com
Series Record: Tennessee leads, 4-1

Schedule

Sept. 3	Montana
Sept. 10	Cincinnati
Sept. 17	at Florida *
Oct. 1	Buffalo
Oct. 8	Georgia *
Oct. 15	LSU *
Oct. 22	at Alabama *
Oct. 29	South Carolina *
Nov. 5	Middle Tennessee
Nov. 12	at Arkansas *
Nov. 19	Vanderbilt *
Nov. 26	at Kentucky *

AKRON

September 17
Nippert Stadium
Cincinnati, Ohio • 3:30 p.m. • ESPN3



ROB IANELLO
Head Coach



BRIAN WAGNER
Linebacker

Quick Facts

Location: Akron, Ohio
Enrollment: 27,911
Nickname: Zips
Colors: Blue and Gold
Conference: Mid-American
Athletics Director: Tom Wistrill
Stadium: InfoCision Stadium (30,000)
2010 Record: 1-11 (1-7 MAC East)
Head Coach: Rob Ianello (C.U.A. '87)
Record at Akron (Years): 1-11 (1)

Career Record (Years): Same
vs. UC: First Meeting
Media Contact: Gregg Bach
Office Phone: 330.972.6106
Cell Phone: 330.760.0522
SID Fax: 330.374.8844
E-Mail: gbach@uakron.edu
Press Box Phone: 330.972.2937
Website: www.goZips.com
Series Record: UC leads, 3-2

Schedule

Sept. 3	at Ohio State
Sept. 10	Temple
Sept. 17	at Cincinnati
Sept. 24	VMI
Oct. 1	at Eastern Michigan
Oct. 8	FIU
Oct. 22	Ohio
Oct. 29	Central Michigan
Nov. 3	at Miami (OH)
Nov. 12	Kent State
Nov. 19	at Buffalo
Nov. 25	at Western Michigan

NC STATE

September 22
Nippert Stadium
Cincinnati, Ohio • 8 p.m. • ESPN



TOM O'BRIEN
Head Coach



GEORGE BRYAN
Tight End

Quick Facts

Location: Raleigh, N.C.
Enrollment: 33,815
Nickname: Wolfpack
Colors: Red and White
Conference: Atlantic Coast
Athletics Director: Deborah A. Yow
Stadium: Carter-Finley Stadium (57,583)
2010 Record: 9-4 (5-3 Atlantic)
Head Coach: Tom O'Brien (Navy '71)
Record at NC State (Years): 25-25 (4)

Career Record (Years): 100-70 (14)
vs. UC: 1-0
Media Contact: Annabelle Meyers
Office Phone: 919.515.2102
Cell Phone: 919.819.8302
SID Fax: 919.515.3624
E-Mail: annabelle_meyers@ncsu.edu
Press Box Phone: 919.515.3393
Website: www.gopack.com
Series Record: NC State leads, 1-0

Schedule

Sept. 3	Liberty
Sept. 10	at Wake Forest
Sept. 17	South Alabama
Sept. 22	at Cincinnati
Oct. 1	Georgia Tech
Oct. 8	Central Michigan
Oct. 22	at Virginia
Oct. 29	at Florida State
Nov. 5	North Carolina
Nov. 12	at Boston College
Nov. 19	Clemson
Nov. 26	Maryland

AT MIAMI (OH)

October 1
at Yager Stadium
Oxford, Ohio • 1 p.m. • ESPN3



DON TREADWELL
Head Coach



ZAC DYSSERT
Quarterback

Quick Facts

Location: Oxford, Ohio
Enrollment: 17,872
Nickname: RedHawks
Colors: Red and White
Conference: Mid-American
Athletics Director: Brad Bates
Stadium: Yager Stadium (24,286)
2010 Record: 10-4 (7-1 MAC East)
Head Coach: Don Treadwell (Miami '82)
Record at Miami (OH) (Years): First Season

Career Record (Years): Same
vs. UC: First Meeting
Media Contact: Mike Pearson
Office Phone: 513.529.4329
Cell Phone: 513.330.2068
SID Fax: 513.529.6729
E-Mail: pearsomg@muohio.edu
Press Box Phone: 513.529.7261
Website: www.muohiohawks.com
Series Record: Miami leads, 59-49-7

Schedule

Sept. 3	at Missouri
Sept. 17	at Minnesota
Sept. 24	Bowling Green
Oct. 1	Cincinnati
Oct. 8	ARMY
Oct. 15	at Kent State
Oct. 22	at Toledo
Oct. 29	Buffalo
Nov. 3	Akron
Nov. 9	at Temple
Nov. 16	Western Michigan
Nov. 22	at Ohio

LOUISVILLE

October 15
Paul Brown Stadium
Cincinnati, Ohio • TBA



CHARLIE STRONG
Head Coach



VICTOR ANDERSON
Running Back

Quick Facts

Location: Louisville, Ky.
Enrollment: 24,000
Nickname: Cardinals
Colors: Red and Black
Conference: BIG EAST
Athletics Director: Tom Jurich
Stadium: Papa John's Cardinal Stadium (55,000)
2010 Record: 7-6 (3-4 Big East)
Head Coach: Charlie Strong (Central Arkansas '83)
Record at UofL (Years): 7-6 (1)

Career Record (Years): 7-7 (1)
vs. UC: 0-1
Media Contact: Rocco Gasparro
Office Phone: 502.852.0102
Cell Phone: 502.262.2258
SID Fax: 502.852.7401
E-Mail: rocco.gasparro@louisville.edu
Press Box Phone: 502.852.6793
Website: www.UofLSports.com
Series Record: UofL leads, 28-21-1

Schedule

Sept. 1	Murray State
Sept. 9	Florida International
Sept. 17	at Kentucky
Oct. 1	Marshall
Oct. 8	at North Carolina
Oct. 15	at Cincinnati
Oct. 21	Rutgers
Oct. 29	Syracuse
Nov. 5	at West Virginia
Nov. 12	Pittsburgh
Nov. 19	at Connecticut
Nov. 25	at South Florida



2011 OPPONENTS

AT USF



October 22
at Raymond James Stadium
Tampa, Fla. • Noon • BE Network



SKIP HOLTZ
Head Coach



BJ DANIELS
Quarterback

Quick Facts

Location: Tampa, Fla.
Enrollment: 46,174
Nickname: Bulls
Colors: Green and Gold
Conference: BIG EAST
Athletics Director: Doug Woolard
Stadium: Raymond James (65,857)
2010 Record: 8-5 (3-4 BIG EAST)
Head Coach: Skip Holtz (Notre Dame '86)
Record at USF (Years): 8-5 (1)

Career Record (Years): 80-55 (11)
vs. UC: 1-0
Media Contact: Jeremy Sharpe
Office Phone: 813.974.4086
Cell Phone: 813.447.1040
SID Fax: 813.974.5328
E-Mail: jwsharpe@usf.edu
Press Box Phone: 813.350.6225
Website: www.GoUSFBulls.com
Series Record: UC leads 5-3

Schedule

9.04	at KANSAS STATE
9.11	Stanford
9.18	Houston
9.25	at Texas
10.02	Washington State
10.09	at California
10.21	at Oregon
10.30	Arizona
11.06	Oregon State
11.18	at Washington
11.26	at Arizona State
12.04	USC


AT PITTSBURGH



November 5
at Heinz Field
Pittsburgh, Pa. • TBA



TODD GRAHAM
Head Coach



RAY GRAHAM
Running Back

Quick Facts

Location: Pittsburgh, Pa.
Enrollment: 28,328
Nickname: Panthers
Colors: Blue and Gold
Conference: BIG EAST
Athletics Director: Steve Pederson
Stadium: Heinz Field (65,050)
2010 Record: 8-5 (5-2 Big East)
Head Coach: Todd Graham (East Central University '87)
Record at Pitt (Years): First Season

Career Record (Years): 43-23 (5)
vs. UC: First Meeting
Media Contact: E.J. Borghetti
Office Phone: 412.648.8240
Cell Phone: 412.491.5110
SID Fax: 412.648.8248
E-Mail: eborghetti@athletics.pitt.edu
Press Box Phone: 412.693.7198
Website: www.PittsburghPanthers.com
Series Record: Pittsburgh leads, 8-2

Schedule

Sept. 3	Buffalo
Sept. 10	Maine
Sept. 17	at Iowa
Sept. 24	Notre Dame
Sept. 29	USF
Oct. 8	at Rutgers
Oct. 15	Utah
Oct. 26	Connecticut
Nov. 5	Cincinnati
Nov. 12	at Louisville
Nov. 25	at West Virginia
Dec. 3	Syracuse

WEST VIRGINIA



November 12
Paul Brown Stadium
Cincinnati, Ohio • TBA



DANA HOLGOREN
Head Coach



GENO SMITH
Quarterback

Quick Facts

Location: Morgantown, W.Va.
Enrollment: 29,306
Nickname: Mountaineers
Colors: Gold and Blue
Conference: BIG EAST
Athletics Director: Oliver Luck
Stadium: Milan Puskar Stadium (60,000)
2010 Record: 9-4 (5-2 Big East)
Head Coach: Dana Holgorsen (Valdosta State '95)
Record at WVU (Years): First Season

Career Record (Years): Same
vs. UC: First Meeting
Media Contact: Mike Montoro
Office Phone: 304.293.2821
Cell Phone: 304.276.2605
SID Fax: 304.293.4105
E-Mail: mike.montoro@mail.wvu.edu
Press Box Phone: 304.293.3799
Website: MSNsportsNET.com
Series Record: West Virginia leads, 15-3-1

Schedule

Sept. 3	at Marshall
Sept. 10	Norfolk State
Sept. 17	at Maryland
Sept. 24	LSU
Oct. 1	Bowling Green
Oct. 8	Connecticut
Oct. 22	at Syracuse
Oct. 29	at Rutgers
Nov. 5	Louisville
Nov. 12	at Cincinnati
Nov. 29	Pittsburgh
Dec. 1	at USF

AT RUTGERS



November 19
at High Point Solutions Stadium
Piscataway, N.J. • TBA



GREG SCHIANO
Head Coach



MOHAMED SANU
Wide Receiver

Quick Facts

Location: New Brunswick, N.J.
Enrollment: 37,364
Nickname: Scarlet Knights
Color: Scarlet
Conference: BIG EAST
Athletics Director: Tim Perneti
Stadium: High Point Solutions Stadium (52,454)
2010 Record: 4-8 (1-6 Big East)
Head Coach: Greg Schiano (Bucknell '88)
Record at Rutgers (Years): 59-63 (10)

Career Record (Years): Same
vs. UC: 1-5
Media Contact: Jason Baum
Office Phone: 732-445-4200
Cell Phone: 201.966.6338
SID Fax: 732-445-3063
E-Mail: jbaum@scarletknights.com
Press Box Phone: 732.445.7028
Website: www.scarletknights.com
Series Record: UC leads, 8-7-1

Schedule

Sept. 1	North Carolina Central
Sept. 10	at North Carolina
Sept. 24	Ohio
Oct. 1	at Syracuse
Oct. 8	Pittsburgh
Oct. 15	Navy
Oct. 21	at Louisville
Oct. 29	at West Virginia
Nov. 5	USF
Nov. 12	Army
Nov. 19	Cincinnati
Nov. 26	at Connecticut

AT SYRACUSE



November 26
at Carrier Dome
Syracuse, N.Y. • TBA



DOUG MARRONE
Head Coach



CHANDLER JONES
Defensive End

Quick Facts

Location: Syracuse, N.Y.
Enrollment: 12,440
Nickname: Orange
Color: Orange
Conference: BIG EAST
Athletics Director: Dr. Darryl Gross
Stadium: Carrier Dome (49,262)
2010 Record: 8-5 (4-3 Big East)
Head Coach: Doug Marrone (Syracuse '91)
Record at Syracuse (Years): 12-13 (2)

Career Record (Years): Same
vs. UC: 1-1
Media Contact: Sue Cornelius Edson
Office Phone: 315.443.2608
Cell Phone: 315.952.4787
SID Fax: 315.443.3405
E-Mail: sedson@syr.edu
Press Box Phone: 315.443.4241
Website: www.suathletics.com
Series Record: UC leads, 6-5

Schedule

Sept. 1	Wake Forest
Sept. 10	Rhode Island
Sept. 17	at Southern California
Sept. 24	Toledo
Oct. 1	Rutgers
Oct. 8	at Tulane
Oct. 21	West Virginia
Oct. 29	at Louisville
Nov. 5	at Connecticut
Nov. 11	South Florida
Nov. 26	Cincinnati
Dec. 3	at Pittsburgh

CONNECTICUT



December 3
Nippert Stadium
Cincinnati, Ohio • Noon • ESPN/ESPN2



PAUL PASQUALONI
Head Coach



KENDALL REYES
Defensive Tackle

Quick Facts

Location: Storrs, Conn.
Enrollment: 17,345
Nickname: Huskies, UConn
Colors: National Flag Blue and White
Conference: BIG EAST
Athletics Director: Jeffrey Hathaway
Stadium: Rentschler Field (40,000)
2009 Record: 8-5 (5-2 Big East)
Head Coach: Paul Pasqualoni (Penn State '72)
Record at UConn (Years): First Season

Career Record (Years): 135-72-1 (19)
vs. UC: 4-1
Media Contact: Mike Enright
Office Phone: 860.486.3531
Cell Phone: 860.208.4756
SID Fax: 860.486.5085
E-Mail: mike.enright@uconn.edu
Press Box Phone: 860.610.4778
Website: www.UConnHuskies.com
Series Record: UC Leads, 5-2

Schedule

Sept. 1	Fordham
Sept. 10	at Vanderbilt
Sept. 16	Iowa State
Sept. 24	at Buffalo
Oct. 1	Western Michigan
Oct. 6	at West Virginia
Oct. 15	USF
Oct. 26	at Pittsburgh
Nov. 5	Syracuse
Nov. 19	Louisville
Nov. 26	Rutgers
Dec. 3	at Cincinnati

**GAME-BY-GAME SERIES VS. 2011 OPPONENTS****AUSTIN PEAY**

Series Record.....	Cincinnati leads 4-0
At Cincinnati	Cincinnati leads 4-0
At Austin Peay.....	n/a
At Neutral Sites	n/a
Most UC points.....	52 (UC 52-7, 1988)
Most NC State points.....	10, twice
Combined points.....	59 (UC 52-7, 1988)
Biggest UC win.....	45 (UC 52-7, 1988)
Biggest NC State win.....	n/a
Current streak	Cincinnati – 4

Game-by-Game Breakdown

Year	Site	Score	Winner
09/07/85	Cincinnati	31-9	UC
11/14/87	Cincinnati	42-10	UC
09/17/88	Cincinnati	52-7	UC
09/04/93	Cincinnati	42-10	UC

TENNESSEE

Series Record.....	Tennessee leads 4-1
At Cincinnati	n/a
At Knoxville.....	Tennessee leads 4-1
At Neutral Sites	n/a
Most UC points.....	35 (UC 35-0, 1904)
Most Tennessee points.....	40 (UT 40-0, 1992)
Combined points.....	46 (UT 34-12, 1942)
Biggest UC win.....	35 (UC 35-0, 1904)
Biggest Tennessee win.....	40 (UT 40-0, 1992)
Current streak	Tennessee – 4

Game-by-Game Breakdown

Year	Site	Score	Winner
11/16/04	Knoxville	35-0	Cincinnati
11/15/19	Knoxville	33-12	Tennessee
10/25/41	Knoxville	21-6	Tennessee
11/07/42	Knoxville	34-12 (13)	Tennessee
09/26/92	Knoxville	40-0 (8)	Tennessee

AKRON

Series Record.....	UC leads 3-2
At Cincinnati.....	UC leads 2-1
At Akron.....	Tied 1-1
At Neutral Sites	—
Most UC points.....	28 (UC 28-27, 1984)
Most Akron points.....	31 (UA 31-0, 1989)
Combined points.....	55 (28-27, 1984)
Biggest UC win.....	6 (20-14, 2006)
Biggest Akron win.....	31 (31-0, 1989)
Current streak.....	Cincinnati – 2

Game-by-Game Breakdown

Year	Site	Score	Winner
1984	Cincinnati	28-27	UC
1989	Akron	31-0	UA
1992	Cincinnati	24-22	UA
2006	Cincinnati	20-14	UC
2008	Akron	17-15	UC

NC STATE

Series Record.....	NC State leads 1-0
At Cincinnati.....	First Meeting
At NC State	NC State leads 1-0
At Neutral Sites	n/a
Most UC points.....	19 (NCSU 30-19, 2010)
Most NC State points.....	30 (NCSU 30-19, 2010)
Combined points.....	49 (NCSU 30-19, 2010)
Biggest UC win.....	n/a
Biggest NC State win.....	11 (NCSU 30-19, 2010)
Current streak.....	NC State – 1

Game-by-Game Breakdown

Year	Site	Score	Winner
09/16/10	Raleigh, N.C.	30-19	NC State

MIAMI (OH)

Series Record.....	Miami leads 59-49-7
At Cincinnati.....	Miami leads 43-39-5
At Oxford.....	Miami leads 14-8-2
At Neutral Sites	Tied, 2-2
Most UC points.....	52 (UC 52-42, 1999)
Most Miami points.....	44 (MU 44-16, 2005)
Combined points.....	94 (52-42, 1999)
Biggest UC win.....	46 (46-0, 1904)
Biggest Miami win.....	40 (40-0, 1917)
Current streak.....	Cincinnati – 5

Game-by-Game Breakdown

Year	Site	Score	Winner
1888	Oxford	0-0	Tie
1889	Cincinnati	34-0	MU
1893	Oxford	24-6	MU
	Cincinnati	6-0	MU
1894	Cincinnati	6-0	UC
1895	Cincinnati	12-0	MU
1896	Cincinnati	6-4	MU
1897	Oxford	6-0	UC
	Neutral	10-6	UC
1898	Oxford	22-0	UC
1899	Neutral	22-0	UC
1900	Cincinnati	16-12	UC
1903	Cincinnati	15-0	MU
1904	Cincinnati	46-0	UC
1906	Cincinnati	0-0	Tie
1909	Cincinnati	10-6	UC
1910	Cincinnati	3-0	UC
1911	Cincinnati	11-0	UC
1912	Cincinnati	21-21	Tie
1913	Cincinnati	13-7	MU
1914	Cincinnati	20-13	MU
1915	Cincinnati	24-12	MU
1916	Cincinnati	33-0	MU
1917	Cincinnati	40-0	MU
1918	Cincinnati	0-0	Tie
1919	Cincinnati	14-0	MU
1920	Cincinnati	7-0	UC
1921	Cincinnati	15-7	MU
1922	Cincinnati	9-6	MU
1923	Cincinnati	23-0	UC
1924	Cincinnati	8-7	UC
1925	Cincinnati	33-0	MU
1926	Cincinnati	6-6	Tie
1927	Cincinnati	17-14	MU

1928	Cincinnati	34-0	MU
1929	Cincinnati	14-6	MU
1930	Cincinnati	6-0	UC
1931	Cincinnati	20-0	UC
1932	Cincinnati	21-13	MU
1933	Cincinnati	6-2	MU
1934	Cincinnati	21-0	UC
1935	Cincinnati	8-7	UC
1936	Cincinnati	0-0	Tie
1937	Cincinnati	14-6	MU
1938	Cincinnati	16-7	MU
1939	Cincinnati	13-0	UC
1940	Cincinnati	44-0	UC
1941	Cincinnati	26-0	UC
1942	Cincinnati	21-12	UC
1945	Cincinnati	28-14	MU
1946	Cincinnati	13-7	UC
1947	Cincinnati	38-7	MU
1948	Cincinnati	43-19	MU
1949	Cincinnati	27-6	UC
1950	Cincinnati	28-0	MU
1951	Cincinnati	19-14	UC
1952	Cincinnati	34-9	UC
1953	Cincinnati	14-0	UC
1954	Cincinnati	21-9	MU
1955	Cincinnati	14-0	MU
1956	Cincinnati	27-13	MU
1957	Cincinnati	20-14	MU
1958	Cincinnati	18-7	UC
1959	Cincinnati	14-7	UC
1960	Cincinnati	10-6	MU
1961	Cincinnati	7-3	MU
1962	Cincinnati	38-16	MU
1963	Cincinnati	21-19	MU
1964	Cincinnati	28-14	UC
1965	Cincinnati	37-7	MU
1966	Cincinnati	28-8	MU
1967	Cincinnati	27-14	MU
1968	Cincinnati	23-21	UC
1969	Cincinnati	36-20	MU
1970	Cincinnati	33-0	UC
1971	Oxford	43-7	MU
1972	Cincinnati	23-0	MU
1973	Oxford	6-0	MU
1974	Cincinnati	27-7	MU
1975	Oxford	21-13	MU
1976	Cincinnati	17-0	UC
1977	Cincinnati	12-7	MU
1978	Oxford	28-24	MU
1979	Oxford	27-14	MU
1980	Cincinnati	23-13	UC
1981	Oxford	7-3	MU
1982	Cincinnati	20-10	UC
1983	Oxford	14-10	MU
1984	Cincinnati	31-26	MU
1985	Oxford	16-10	MU
1986	Cincinnati	45-38	UC
1987	Cincinnati	31-26	UC
1988	Oxford	34-18	UC
1989	Oxford	30-14	UC
1990	Cincinnati	16-12	MU
1991	Cincinnati	22-9	MU
1992	Oxford	17-14	MU
1993	Cincinnati	30-23	UC



BEARCATS PROFILES



86

BLAKE ANNEN

Upper Arlington, Ohio » Upper Arlington

TE / 6-5 / 233 / Fr.-RS

2010: Saw Action in 11 games in 2010 on special teams and as a reserve tight end...did not record any statistics.

2009: Redshirted

Upper Arlington High School: Part of an Ohio Capital Conference Central Division Championship squad in 2008 ... caught 30 passes for 800 yards and 12 touchdowns in his high school career ... named the top tight end in the state by *OhioVarsity.com* ... earned second-team all-Central District honors from the *Columbus Dispatch* ... also was a first-team All-OCC Central Division honoree ... coached by Mike Golden.

Blake David Annen: Born May 28, 1991 ... son of Mark and Lynne Annen.

Academic Major: Undecided.



9

DOMINIQUE BATTLE

Boca Raton, Fla., » American Heritage

DB / 6-0 / 182 / Jr.-2L

SINGLE-GAME HIGHS

Interceptions: 1, SEMO, 09/12/09; at Pittsburgh, 12/05/09

Tackles: 10, Connecticut, 11/07/09 (8-2)

Tackles for loss: 1.0, 4 times

Fumbles forced: 1, SEMO, 09/12/09

Pass breakups: 1, 5 times

2010: Made three starts at defensive back before suffering a season-ending knee injury during the Oklahoma contest...recorded 12 total tackles and a pair of pass breakups on the season... finished with five tackles in both the Indiana State and NC State games ... granted a medical redshirt.

2009: Served as the starter at one cornerback slot in 12 of 13 games ... finished the regular season with 52 tackles, including 28 solo stops, and 4.0 tackles for a loss ... also added a pair of interceptions, a forced fumble, quarterback hurry, and four pass break ups ... had an unassisted tackle and pass break up in the season opener at Rutgers ... snagged his first career interception against Southeast Missouri State ... also tallied five tackles, all solo stops, a tackle for a loss, forced fumble, and pass break up ... had four solo stops and one assisted tackle at Oregon State, along with a tackle for a loss ... added three solo tackles and two assisted stops at Miami (OH) ... finished with a tackle for a loss and six stops at USF ... totaled a solo tackle at Syracuse ... had a career-best 10 tackles, including a career-high eight solos against Connecticut ... also added a pass break up ... finished with six tackles against West Virginia ... added three tackles and a pass break up against Illinois ... had his second career interception, along with four tackles at Pittsburgh.

2008: True freshman that played in every game at defensive back ... finished the season with 13 tackles ... finished with a tackle at No. 4/4 Oklahoma, at Connecticut, vs. USF, at West Virginia, and at Hawai'i ... had two tackles at Marshall and against Rutgers ... had two tackles and one pass breakup against Syracuse ... named UC's Newcomer of the Year.

American Heritage High School: Four-year letterwinner as a defensive back, wide receiver, and kick returner at American Heritage ... amassed 14 interceptions over three seasons as a starter ... named first-team all-state after carding 70 tackles and seven pickoffs, including a 56-yard return for a touchdown, during his senior season ... leader of the Stallions' 14-1 campaign that culminated with the Florida 1A State Championship ... named to the *Palm Beach Post* All-

Area First Team and a *South Florida Sun-Sentinel* all-County choice ... a FACA First-Team all-District selection at wide receiver ... led Palm Beach County in touchdown receptions (11) and interceptions (7) in 2007... chosen to the *Boca Raton News* Super 11 ... caught 30 passes for 496 yards, including 11 for scores and made three carries for 28 yards, with one rushing touchdown ... totaled 50 stops, 16 pass deflections, and three interceptions, including one returned for touchdown, as a junior ... registered 29 tackles and four interceptions as a sophomore ... coached by Willie Bueno.

Dominique Terrel Battle: Born Jan. 23, 1990 ... son of Eric Battle and Janine Dabney-Battle. **Academic Major:** Pre-Finance.

CAREER DEFENSIVE STATISTICS

YEAR	GP	UA	A	TOTAL	TFL	SACK	INT	PBU	FR	FF	BLK
2008	14	8	5	13	1.0	0.0	0	1	0	0	0
2009	12	44	16	60	4.0	0.0	2	4	1	0	0
2010	3	8	4	12	2.0	1.0	0	2	0	0	0
TOTAL	29	60	25	85	7.0	1.0	2	7	0	1	0



18

DEMITRI BEAL

Pembroke Park, Fla. » Chaminade-Madonna

DB / 5-11 / 184 / Fr.-RS

2010: Redshirted.

Prior To UC: A two-star recruit by Rivals.com and Scout.com...Scout.com ranks him among the top-150 defensive backs nationally ... an all-Region selection by PrepStar Magazine... Chaminade-Madonna went 12-1 in 2009, winning the District 1 Regional Championship and earned a berth in the state semifinals ... named all-Broward County and all-Dade County a senior and honorable mention all-Broward County as a junior ... won the District Championship in the 100-meter dash in track and field as a sophomore.

Personal: Born Nov. 9, 1991 ... son of Tomeco and Dewayne Beal...coached by Tim Tyrrell.



90

CAMARON BEARD


Indianapolis, Ind. » Cathedral

DL / 6-5 / 260 / Fr.-RS

2010: Redshirted.

Prior To UC: A three-star recruit by Rivals.com and Scout.com...ranked as the No. 12 player in the state by Rivals.com...an all-Region selection by PrepStar Magazine...won a pair of 4A State Championships in 2006 and 2008 as a freshman and junior, respectively ... in 2007 and 2009, the Fighting Irish earned section and regional championships ... was named to the Top-50 All-State Football Team as a senior ... also earned a spot on the All-City Football Team and was the team's defensive MVP ... tallied 52 tackles and eight sacks as a senior.

Personal: Born Aug. 13, 1991 ... son of Cheryl Shields and Charlton Beard...coached by Rick Streiff.



MAALIK BOMAR
Cincinnati, Ohio » Winton Woods

LB / 6-2 / 220 / Jr.-2L

SINGLE-GAME HIGHS

Tackles: 11, at Connecticut, 11/27/10 (5-6)
Sacks: 1.0, Indiana State, 09/11/10 (1-0); Rutgers, 11/20/10 (1-0);
Tackles for loss: 2.0, Indiana State, 09/11/10 (2-0)
Fumbles forced: 1, Oklahoma, 09/25/10; at NC State, 09/16/10

2010: Started 12 games at linebacker ... finished with 70 tackles, ranking second on the squad ... tallied 47 solo stops and 23 assists ... also added eight tackles for a loss, two sacks, a pair of forced fumbles, and one quarterback hurry ... had a pair of double-digit tackles games and made a career-best 11 stops at Connecticut ... opened up the season with five tackles and a tackle for a loss at Fresno State ... recorded four tackles, including two for a loss, a quarterback hurry, and a sack against Indiana State ... had eight tackles and a forced fumble at NC State ... set a then career high with 10 tackles, including a career-best seven solo stops against Oklahoma ... also had a tackle for a loss and a forced fumble ... finished with six stops against Miami (OH) ... notched five tackles at Louisville ... had six stops, including one for a loss against USF ... finished with four tackles and one for a loss against Syracuse ... had five stops at West Virginia ... tallied a pair of tackles, 1.5 tackles for a loss, and a sack against Rutgers ... recorded a career-best 11 stops at Connecticut, including five solo stops and a half-tackle for a loss ... finished with four tackles in the snow against Pittsburgh.

2009: Appeared in nine games, mostly on special teams, recording seven tackles ... his first career tackle came on the first kickoff he was on the field for at Miami (OH) ... had two tackles in a pair of games (at Miami (OH), Louisville) ... added single stops at Syracuse and Pittsburgh, and against Connecticut.

Winton Woods High School: Named a three-star recruit by *Rivals.com* ... one of three UC signees from Winton Woods ... team had an 11-2 record in 2008, finishing No. 8 in the final *Associated Press* Division II poll ... was a two-year team captain ... as a senior, earned Most Valuable Player honors on special teams and defense ... was a first-team all-league selection and second-team all-state honoree ... coached by Troy Everhart.

Maalik Easu Bomar: Born Aug. 1, 1990 ... son of Jerry and Tina Bomar ... one of seven siblings ... brother Tahj played football at Washington and father Jerry played at Marshall.

Academic Major: Exploratory Studies.

CAREER DEFENSIVE STATISTICS

YEAR	GP	UA	A	TOTAL	TFL	SACK	INT	PBU	FR	FF	BLK
2009	9	5	2	7	0.0	0.0	0	0	0	0	0
2010	12	47	23	70	8.0	2.0	0	0	0	2	0
TOTALS	21	52	25	77	8.0	2.0	0	0	0	2	0



AUSTEN BUJNOCH
Cincinnati, Ohio » Elder

OL / 6-5 / 274 / So.-1L

2010: Played in 4 games as a reserve offensive lineman ... the offensive line paved the way for Isaiah Pead, UC's first 1,000-yard rusher since 2004 ... the Bearcats had a 1,000-yard rusher and receiver (Armon Binns) for only the third time in program history...earned Academic All-BIG EAST honors.

2009: Redshirted.

Elder High School: Named a three-star recruit by *Rivals.com* and *Scout.com* ... high school teammate of fellow signee Josh Jones ... was a member of the state runner-up team in 2008 ... honored as the top lineman in the GCL South as a senior ... also earned first-team all-State, first-team all-District, and first-team all-GCL accolades ... member of National Honor Society ... coached by Doug Ramsey.

Austen Jack Bujnoch: born June 18, 1991 ... son of Glenn and Sue Bujnoch ... last name is pronounced Booj-knock ... brother of former UC lineman Digger Bujnoch (2004-07) ... father Glenn played in the NFL from 1976-84 with the Cincinnati Bengals and Tampa Bay Buccaneers.
Academic Major: History.



CAMERRON CHEATHAM
Kalamazoo, Mich. » Central

DB / 5-9 / 195 / Jr.-2L

SINGLE-GAME HIGHS

All-purpose yards: 1, Pittsburgh, 12/04/10
Interceptions: 1, Pittsburgh, 12/04/10
Long interception return: 1, Pittsburgh, 12/04/10
Tackles: 7, Oklahoma, 09/25/10 (7-0)
Tackles for loss: 1.0, Oklahoma, 09/25/10 (1-0), Indiana State, 09/11/10 (1-0)
Fumbles forced: 1, Indiana State, 09/11/10
Pass breakups: 2, at Connecticut, 11/27/10

2010: Played in all 12 games at defensive back, making 10 starts ... was ninth on the team with 43 tackles, including 32 solo stops ... also added two tackles for a loss, an interception, quarterback hurry, forced fumble, five pass break ups, and six passes defended ... had a season and career best seven solo tackles against Oklahoma...also had six stops against West Virginia... grabbed his first career interception in the season finale against Pittsburgh.

2009: Saw action in 13 games at defensive back, making his first career start against Southeast Missouri State ... recorded 13 tackles, including five solo stops, on the campaign ... had a career-best four tackles at Oregon State ... added three stops against Louisville ... finished with two tackles at Miami (OH).

2008: Redshirted.

Kalamazoo Central High School: Three-year letterwinner as a defensive back and running back ... a three-time first-team all-Southwestern Michigan Athletic Conference choice ... collected 31 career touchdowns for the Maroon Giants ... an all-state sprinter ... owns school and Big 16 Conference records in the 200-meter (21.7 seconds) and 400-meter dash (48.5 seconds), also boasts the Big 16 record in the 100-meter dash (10.6 seconds) ... coached by Bob Drake.

Cammeron Lynn Cheatham: Born Jan. 17, 1990 ... son of Calvin and Marcella Cheatham.

Academic Major: Exploratory Studies.

CAREER DEFENSIVE STATISTICS

YEAR	GP	UA	A	TOTAL	TFL	SACK	INT	PBU	FR	FF	BLK
2009	13	5	8	13	0.0	0.0	0	0	0	0	0
2010	12	32	11	43	2.0	0.0	1	5	0	1	0
TOTALS	25	37	19	56	2.0	0.0	1	5	0	1	0



ARRYN CHENAULT
Cincinnati, Ohio » Fairfield

DB / 6-0 / 197 / So.-1L

2010: Suffered a knee injury during preseason training...returned to see action in eight games at defensive back...recorded 3 tackles against Miami(OH)...finished the season with 6 total tackles.

Fairfield High Schools: A three-star recruit by Rivals.com and Scout.com...ranked as the No. 41 player in Ohio and the No. 76 outside safety nationally by Rivals.com...ranks as the No. 68 safety nationally by Scout.com...an all-Region selection by PrepStar Magazine...Fairfield won the Greater Miami Conference title during his freshman year in 2006 ... a two-time team MVP ... named all-GMC, all-County, all-City, and all-Southwest as a junior and senior ... led the team in tackles and interceptions as a junior and senior ... named the team's Most Improved Player as a sophomore ... also played basketball and ran track ... a three-year honor roll student

Personal: Born March 17, 1992 ... son of Tammy and William Chenault...coached by Aaron Fitzstephens.



ZACH COLLAROS
Steubenville, Ohio » Steubenville

QB / 6-0 / 218 / Sr.-3L

SINGLE-GAME HIGHS

Points scored: 12, at USF, 10/15/09; Connecticut, 11/07/09
Touchdowns: 2, at USF, 10/15/09; Connecticut, 11/07/09
Rush attempts: 22, at NC State, 09/16/10
Rush yards: 132, at USF, 10/15/09 (10 carries)
Rush TDs: 2, at USF, 10/15/09; Connecticut, 11/07/09
Long rush: 75, at USF, 10/15/09
Pass attempts: 53, USF, 10/22/10
Pass completions: 30, USF, 10/22/10
Pass yards: 480, Connecticut, 11/07/09
Pass TDs: 5, at Louisville, 10/15/10
Had intercepted: 4, at Connecticut, 11/27/10
Long pass: 81, at Syracuse, 10/31/09
Total offense attempts: 65, at Connecticut, 11/27/10 (15 rush, 50 pass)
Total offense yards: 555, Connecticut, 11/07/09 (75 rush, 480 pass)
All-purpose yards: 132, at USF, 10/15/09
Punt attempts: 1, USF, 10/22/10
Punt yards: 35, USF, 10/22/10 (1 punts)
Longest punt: 35, USF, 10/22/10
Tackles: 1, USF, 10/22/10 (1-0); at Hawai'i, 12/06/08 (1-0)

2010: A unanimous First-Team All-BIG EAST Conference selection at quarterback ... named UC's outstanding offensive back of the year ... made 11 starts, missing one game due to injury, and was 225-of-383 for 2,902 yards and 26 touchdowns ... led the BIG EAST and ranked in the Top-20 nationally in passing ypg (263.8), total offense (282.2), and points responsible for (15 ppg) ... also led the conference in total passing yards (2,902), touchdown passes (26) and completions (20.5 cpg) ... ran 121 times for 202 yards and four touchdowns ... threw for 300 or more yards on four occasions ... opened the season against Fresno State 24-of-41 for 219 yards and a touchdown pass ... also added a rushing touchdown ... working only in the first half, finished with 130 yards passing on and 11-for-17 effort along with two touchdowns and a

rushing touchdowns against Indiana State...was 19-of-31 for 301 yards and three touchdowns at NC State ... lofted three touchdown passes on a 23-for-38 night with one interception against Oklahoma ... finished the first half 14-of-17 for 216 yards and three touchdowns against Miami (OH) ... did not play in the second half ... set a career best with five passing touchdowns at Louisville ... was 18-of-28 for 275 yards and two interceptions ... has his second career 400-yard passing game against USF ... was 30-of-53 for a season-high 463 yards and three touchdowns ... the 463 yards was the third-highest passing yardage total in school history ... both his completions and attempts set career highs ... the USF game also marked the first time UC had three receivers, Armon Binns (158), Marcus Barnett (174) and DJ Woods (137), finish with 100-plus yards of receiving in the same game ... also added a tackle and his first career punt, a 35-yard effort ... injured a knee in the fourth quarter and did not return, also missing the game against Syracuse ... returned to the starting lineup at West Virginia and finished 25-of-45 for 221 yards and a pair of interceptions ... was 23-of-39 for 366 yards and four touchdowns against Rutgers ... ran for a season-high 84 yards and a touchdown at Connecticut...was 26-of-50 for 288 yards and a touchdown ... closed out the season with 47 rushing yards against Pittsburgh in the snow at Nippert Stadium...was 12-of-24 for 109 yards and a touchdown.

2009: Appeared in all 13 games, as the holder, backup quarterback, and started in four games at QB ... set UC single-season marks for completion percentage (.750) and passing efficiency (195.53) ... was 93-of-124 passing for 1,434 yards, 10 touchdowns and two interceptions ... also added 344 yards rushing on 57 attempts with four touchdowns ... led UC to a 4-0 record while Tony Pike was out with an arm injury, going 83-of-106 (78.3%) for 1,233 yards and eight touchdowns ... during that span, he had a QB rating of 199.03 and threw one interception ... he also added 193 yards rushing and two TDs on 43 carries ... threw his first two career touchdown passes against Southeast Missouri State ... finished 4-of-9 for 95 yards versus the Redhawks ... stepped in for an injured Tony Pike in the second half at USF ... rushed 10 times for a career-best 132 yards and two touchdowns ... his 75-yard touchdown run vs. USF marked UC's longest run from scrimmage since Richard Hall scampered for 79 yards against Miami (OH) on Sept. 11, 2004 ... it was the longest rush of the season for a UC player and Collaros' first career rushing TD ... was 15-of-17 for 253 yards and three touchdowns against Louisville ... threw a career-best four touchdown passes in the win at Syracuse ... was 22-of-28 for 295 yards ... had an 81-yard touchdown strike to Armon Binns against the Orange, a career-long completion, and UC's longest pass play from scrimmage since Nick Davila found Brent Celek on an 83-yard touchdown strike against Rutgers on Nov. 11, 2006 ... was named BIG EAST Offensive Player of the Week after setting a BIG EAST record with 555 yards of total offense (480 passing, 75 rushing) against Connecticut ... he was 29-of-37 for 480 yards and one TD through the air and carried the ball 13 times for 75 yards and two touchdowns ... his 480 yards passing was the fourth 400-yard passing game in school history and ranks second all-time in UC history behind Greg Cook who threw for 554 against Ohio in 1968 ... finished 17-of-24 for 205 yards against West Virginia, also adding 44 yards rushing on 10 carries.

2008: One of five quarterbacks to play for the Bearcats during the season ... played in seven games, predominately on special teams ... took his first snap at quarterback at Akron midway through the fourth quarter after Tony Pike was injured ... rushed for a five-yard gain on his first play, helping to set up the game winning field goal ... attempted four passes, completed a 2-yard pass and rushed for 18 yards on four carries against the Zips ... had two carries for 11 yards against USF ... registered his first tackle of the season at Hawai'i ... spent the spring with UC baseball team.

2007: Redshirted.

Steubenville High School: Compiled a 41-1 record in three years as the starting signal caller for coach Reno Soccochia ... Ohio's Division III Player of the Year in 2006 ... named to the EA Sports All-American Third Team after completing 68 percent (136-of-201) of his pass attempts for 2,550 yards and 30 TDs and only four interceptions ... also accrued 720 rushing yards, including 15 scores ... two-way player compiled three returns for touchdowns as a senior ... broke every Big Red passing record on his way to a 30-0 mark and back-to-back state titles over his final two years.

Zachary J. Collaros: Born Aug. 27, 1988 ... son of Dean and Michelle Collaros ... majoring in organizational leadership.

CAREER PASSING STATISTICS

YEAR	G	Att	Cmp	Int	Yds	TD	Lg	Pct	Avg/P	Avg/G	Effic
2008	8	4	1	0	2	0	2	25.0	0.5	0.2	29.2
2009	12	124	93	2	1434	10	81	75.0	11.6	119.5	195.5
2010	11	383	225	14	2902	26	69	58.7	7.6	263.8	137.5
TOTAL	31	511	319	16	4338	36	81	62.4	8.5	139.9	150.7



ANDRE CURETON
Indianapolis, Ind. » Pike

79

OL / 6-6 / 299 / So.-1L

2010: Saw action in three games in 2010 as a reserve offensive lineman ... the offensive line paved the way for Isaiah Pead, UC's first 1,000-yard rusher since 2004 ... the Bearcats had a 1,000-yard rusher and receiver (Armon Binns) for only the third time in program history.

2009: Redshirted.

Pike High School: Helped lead his team to a sectional berth and Conference Indiana Championship in 2008 ... an *Associated Press* all-State selection ... also played two seasons of basketball ... coached by Derek Moyers.

Andre' Christopher Cureton: Born July 26, 1991 ... son of Alex and Patrice Cureton.

Academic Major: Exploratory Studies.



EVAN DAVIS
Cincinnati, Ohio » Colerain

72

OL / 6-4 / 283 / Sr.-3L

2010: Played in six games in 2010, including making his first career start at Fresno State ... the offensive line paved the way for Isaiah Pead, UC's first 1,000-yard rusher since 2004 ... the Bearcats had a 1,000-yard rusher and receiver (Armon Binns) for only the third time in program history.

2009: Appeared in five games as the backup center to Chris Jurek ... behind the offensive line, the Bearcats had an individual top the 100-yard plateau in six of the last eight games and eight out of 13 games overall ... UC topped 200-yards rushing on three occasions and set the school record for points and touchdowns.

2008: Played in four games on the offensive line as a true freshman ... helped a UC offense that averaged 27.3 points per game and averaged 375.3 yards of total offense per contest.

Colerain High School: Three-year letterwinner on the offensive and defensive line ... took every snap for his final two seasons with the Cardinals ... invited to play in the 63rd Ohio North-South Classic ... a first-team all-Greater Miami Conference and all-Southwest Ohio pick in 2008 ... named to the *Cincinnati Enquirer's* all-City first team ... a second-team all-Ohio choice ... received Colerain's Cardinal Award after leading the team to a 12-1 finish as a senior ... coached by Tom Bolden.

Evan Joseph Davis: Born Oct. 13, 1989 ... son of Greg and Gail Davis.

Academic Major: Civil and Construction Engineering Technology.



TOM DETEMPLE
Cincinnati, Ohio » Moeller

96

LS / 6-2 / 232 / Sr.-2L

2010: Played in all 12 games as UC's long snapper ... posted 2 tackles on the season, one against Oklahoma and one against Rutgers.

2009: Did not see any game action.


2008: Backup long snapper ... did not see game action during the regular season.

2007: Redshirted.

Moeller High School: Won the Crusaders' Zaferes Award as Special Teams Player of the Year in his final season ... four-year player for head coach Bob Crable ... member of the Greater Catholic League South Division championships as a senior ... manager of the basketball team for four years, including the 2006-07 state championship season.

Thomas Patrick DeTemple: Born Jan. 26, 1989 ... son of Louie and Jeanie DeTemple ... brother Willie played golf at John Carroll University.

Academic Major: Communications.



DEVEN DRANE
Plantation, Fla. » Plantation


11

DB / 5-11 / 179 / So.-1L

2010: Saw action in 8 games ... recorded a season high 3 tackles against Miami (OH) ... had two tackles on both the Rutgers and Pitt games ... finished the season with 9 tackles.

Plantation High School: A two-star recruit by Rivals.com ... born Feb. 4, 1992 ... team was the district runner up in 2009 ... named one of the top-20 players in the state as a senior ... team captain as a senior ... played in the Dade & Broward County All-Star Game and the North & South All-Star Game ... started for the varsity team as a freshman.

Personal: Son of Vicki and Dwight Drane ... born Feb. 4, 1992 ... father Dwight starred at the University of Oklahoma and played with the Buffalo Bills (1986-92), appearing in Super Bowls XXV and XXVI ... brother Jarrell is a senior safety at Indiana University ... coached by Steve Davis.



ADAM FEARING
Dayton, Ohio » Carroll

29

RB / 5-9 / 182 / Jr.-SQ

SINGLE-GAME HIGHS

Rush attempts: 2, Miami (OH), 10/09/10

Rush yards: 6, Miami (OH), 10/09/10 (2 carries)

Long rush: 4, Miami (OH), 10/09/10

Total offense attempts: 2, Miami (OH), 10/09/10 (2 rush, 0 pass)

Total offense yards: 6, Miami (OH), 10/09/10 (6 rush, 0 pass)

All-purpose yards: 6, Miami (OH), 10/09/10

2010: Played in one game at running back ... rushed 2 times for 6 yards against Miami (OH)

Carroll High School: Rushed for 1,040 yards on 176 carries as a senior ... averaged 5.9 yards per carry and scored five touchdowns and a two-point conversion ... team captain ... a Second-Team All-GCL selection ... also won the team's Patriot Award and was named Honorable Mention Southwest District ... carried the ball for 600 yards and four touchdowns as a junior ... helped set the school record in the 4x200-meter relay as a junior in 2007 ... three-sport athlete, competing in football, track and field and wrestling ... coached by Steve Bartlett.

Personal: Son of Stacey Davis and Jesse Fearing ... born Aug. 14, 1989 ... has a brother, Samuel ... majoring in marketing ... served as a youth football coach for the Kettering Fairmount Firebirds and Eagles ... nickname is 'The Goon.'

**26****DREW FREY**

Wilmington, Ohio » Clinton-Massie

DB / 6-3 / 200 / Jr.-2L

SINGLE-GAME HIGHS

All-purpose yards: 15, Rutgers, 11/20/10

Interceptions: 1, 4 times

Long interception return: 15, Rutgers, 11/20/10

Tackles: 12, at Oregon State, 09/19/09 (7-5)

Sacks: 1.0, at Miami (OH), 10/03/09 (1-0)

Tackles for loss: 1.5, at Oregon State, 09/19/09 (1-0)

Pass breakups: 1, 5 times

2010: Made 11 starts at safety for the Bearcats ... finished the season with 52 tackles, including 38 solo stops ... ranked second among UC defensive backs and sixth on the squad overall ... also had 1.5 tackles for a loss and a pass break up ... tied for the team lead with two interceptions ... opened the season at Fresno State with a four-tackle performance ... followed that with a five stops against Indiana State ... had three tackles and one pass breakup against USF ... posted seven tackles against Syracuse ... recorded his first interception of the season against Rutgers which he returned for 15 yards ... picked off another pass against Connecticut ... also recorded a season-high 10 tackles versus the Huskies ... earned Academic All-BIG EAST honors.

2009: Made 11 starts on the season at the safety position ... named to the Midseason Freshmen all-America team by Rivals.com ... earned a spot on the BIG EAST All-Freshmen Teams selected by *Sporting News* and *ESPN.com* ... fourth on the squad with 60 tackles ... made 36 solo stops, 3.5 tackles for a loss, four pass break ups, two interceptions, a sack, and a quarterback hurry ... had a pair of tackles and a pass break up in the season opener against Rutgers ... recorded a career-best 12 tackles, including 1.5 for a loss against Southeast Missouri State ... posted his second-straight double-digit tackles game against Fresno State, with 11 stops and a pass break up ... had four tackles and a sack at Miami (OH) ... grabbed his first career interception at USF ... also added three tackles ... finished with five tackles against Louisville ... had three tackles and an interception at Syracuse ... the interception came in the end zone, nullifying an Orange scoring chance ... tallied three tackles and a pass break up against Connecticut ... totaled five tackles, a quarterback hurry, and pass break up against West Virginia ... had five tackles against Illinois ... closed out the regular season with seven tackles at Pittsburgh, including six solo stops and a tackle for a loss.

2008: Played in four games before season-ending arm injury ... had two tackles against Eastern Kentucky ... made five tackles, three unassisted, vs. Miami (OH) ... earned first career start at Akron where he recorded two tackles before he was injured with a minute left in the first quarter and did not return ... awarded a sixth year of eligibility by the NCAA.

2007: Redshirted after being sidelined with an injury during the preseason.

Clinton-Massie High School: Combined for 3,455 yards rushing and receiving and accounted for 354 points during his final two seasons for coach Dan McSurley ... rushed for 1,493 yards as a senior after totaling 1,574 yards on the ground the previous year ... set school records for most all-purpose yards in a game (347) and single-season scoring with 187 points (25 TDs, 31 PATs and 2 FGs) ... owns four school track and field records ... wrapped up senior year with state titles in the long jump and as a member of the 4x100 meter relay team ... honored as an all-Ohio track athlete seven times ... senior class of 2007 Valedictorian.

Andrew William Frey: Born Feb. 22, 1989 ... son of Doug and Sheila Frey ... National Honor Society member ... father played four years of basketball at Wilmington College.

Academic Major: Architectural Engineering Technology.

CAREER DEFENSIVE STATISTICS

YEAR	GP	UA	A	TOTAL	TFL	SACK	INT	PBU	FR	FF	BLK
2008	4	4	6	10	0.5	0.0	0	0	0	0	0
2009	12	39	25	64	3.5	1.0	2	4	0	0	0
2010	11	38	14	52	1.5	.	2	1	.	.	.
TOTALS	16	43	31	74	4.0	1.0	2-0	4	0	0	0

**99****DAN GIORDANO**

Frankfort, Ill. » Lincoln-Way East

DL / 6-4 / 261 / Jr.-2L

SINGLE-GAME HIGHS

Tackles: 9, Fresno State, 09/26/09 (5-4)

Sacks: 1.5, Oklahoma, 09/25/10 (1-1)

Tackles for loss: 1.5, 4 times

Fumbles forced: 1, at Fresno State, 09/04/10

Pass breakups: 1, Louisville, 10/24/09; Syracuse, 10/30/10

2010: Started all 12 games at defensive end ... closed out the season with 36 tackles, making 23 solo stops ... finished with 8.0 tackles for a loss and 4.5 sacks ... also tallied a pass break up and a forced fumble ... opened the season with 6 tackles, 1 sack and 1 forced fumble ... posted 5 tackles and another sack against NC State ... recorded 6 tackles and 1.5 sacks versus Oklahoma ... had 5 tackles and 1 tackle for loss against Louisville ... posted a sack and 3 tackles against Syracuse ... earned Academic All-BIG EAST honors.

2009: Saw action in all 13 games as a regular in the defensive line rotation ... totaled 42 tackles, 7.0 for a loss, a pair of sacks, four quarterback hurries, and a pass break up ... made his UC debut in the season opener at Rutgers, finishing with a pair of tackles and a quarterback hurry ... added four tackles against Southeast Missouri State ... had a pair of stops at Oregon State ... tallied a career-best nine tackles against Fresno State ... finished with a pair of tackles at Miami (OH) ... had seven tackles, including 1.5 for a loss, and his first career sack at USF ... had a pair of tackles, 1.5 for a loss, a pass break up, and a sack against Louisville ... had a tackle and quarterback hurry at Syracuse ... finished with three tackles, a sack, and a quarterback hurry against Connecticut ... finished with two tackles against West Virginia ... tallied three tackles and a quarterback hurry against Illinois ... finished with a pair of tackles at Pittsburgh.

2008: Redshirted.

Lincoln-Way East High School: A four-year starter at defensive end ... compiled a 44-6 career mark, including the 2005 Illinois 8A State title for the Griffins ... a two-time all-conference, all-area (*Star Newspapers*) and *Champaign News-Gazette* All-State choice ... selected the Southwest Suburban Conference Defensive Player of the Year after his senior season ... coached by Rob Zvonar.

Daniel James Giordano: Born Sept. 17, 1989 ... son of Edward and Denise Giordano.

Academic Major: Pre-Business Administration.

CAREER DEFENSIVE STATISTICS

YEAR	GP	UA	A	TOTAL	TFL	SACK	INT	PBU	FR	FF	BLK
2009	13	13	29	42	7.0	2.0	0	1	0	0	0
2010	12	23	13	36	8.0	4.5	0	1	0	1	0
TOTALS	25	36	42	78	15.0	6.5	0	2	0	1	0



23

REUBEN HALEY
Cincinnati, Ohio » Mt. Healthy

DB / 6-0 / 185 / Sr.-1L

SINGLE-GAME HIGHS

Tackles: 1, four times

Fumbles recovered: 1, Indiana State, 09/11/10

2010: Played in all 12 games...recorded two tackles on the season...recovered a fumble against Indiana State.

2009: Saw action in three games (at Miami [OH], Louisville, Connecticut) on special teams, but did not record any statistics.


2008: Did not see game action during the season.

2007: A walk-on in the defensive secondary.

Mount Healthy High School: Selected to play in Cincinnati's East-West All-Star Game following his senior season ... set a program record with 14 pass breakups during his lone campaign with the Owls ... registered 37 tackles on his way to all-Fort Ancient Valley Conference accolades in 2006 ... garnered all-FAVC honors in track and field and was named the 2007 FAVC Runner of the Year.

Reuben Xavier Haley: Born August 10, 1988 ... son of Robert Haley and Marian Clark.

Academic Major: Health Promotions Education.



59

STEVE HANCOCK
Sterling, Va. » Potomac Falls

DL / 6-3 / 236 / Jr.-SQ

SINGLE-GAME HIGHS


Tackles: 1, four times

Sacks: 1.0, Louisville, 10/24/09 (1-0)

Tackles for loss: 1.0, SEMO, 09/12/09 (1-0); Louisville, 10/24/09 (1-0)

2010: Saw action in eight contests...tallied two total tackles...notched one quarterback hurry at West Virginia.

2009: Played in two games, recording a pair of tackles, both for a loss, against Southeast Missouri State and Louisville ... notched his first career sack against the Cardinals.



93

BRAD HARRAH
Marion, Ohio » Marion Pleasant

DL / 6-5 / 250 / Fr.-RS

2010: Redshirted.

Prior To UC: A three-star recruit by Rivals.com and a two-star recruit by Scout.com ... ranked in Ohio's Top-75 by Rivals.com ... also listed in Scout.com's top-100 defensive tackles ... an all-Region selection by PrepStar Magazine ... his team won the Mid-Ohio Athletic Conference Championship in 2008 and earned the MOAC Blue Division Title in 2009 ... named the NCOCA Defensive Player of the Year as a senior ... also a First-Team all-MOAC, First-Team Central District and First-Team all-Ohio honoree ... named a Top Football Scholar Athlete by the National Football Foundation/College Football Hall of Fame ... tallied 65 tackles, 20 for a loss, 10 sacks, a forced fumble, and fumble recovery as a senior ... a four-year academic letter award winner.

Personal: Born June 17, 1991 ... son of LeAnna and James Harrah ... uncle Toby Harrah played for the Cleveland Indians and Texas Rangers and is in the Rangers Hall of Fame ... coached by Chris Kubbs.



81

TOMAZ HILTON
Youngstown, Ohio » The Rayen

WR / 6-3 / 211 / Sr.-3L

2010: Saw action in 11 games on special teams ... recorded a pair of tackles at Louisville.

2009: Made the transition to wide receiver during spring football and fall camp ... played in all 13 games, mostly on special teams ... recorded 11 tackles ... had a career-best three stops, including two solo tackles, at Pittsburgh ... also recorded multiple tackles against Fresno State and Illinois.

2008: Saw action in 11 games at linebacker ... finished the season with nine tackles ... had an unassisted tackle against Eastern Kentucky ... season-high four tackles at Marshall ... two tackles against Pittsburgh.

2007: Redshirted.

The Rayen School: Hauled in 40 passes for 900 receiving yards and nine TDs in two years for the Tigers ... totaled 63 tackles and four punt returns for touchdowns over his career ... twice named all-league for coach Brian Shaner.

Tomaz Daniel Hilton: Born Sept. 27, 1989 ... son of Thomas and Janice Hilton.

Academic Major: Criminal Justice.



59

ALEX HOFFMAN
Indianapolis, Ind. » Cathedral

OL / 6-7 / 295 / Sr.-3L

2010: Started 10 games on the offensive line ... missed two games due to injury ... won the team's "C"-Club Strothman Award for Academic and Athletic Excellence for the second straight season ... behind the offensive line, the Bearcats topped 200-yards rushing in three games ... the offensive line paved the way for Isaiah Pead, UC's first 1,000-yard rusher since 2004 ... the Bearcats had a 1,000-yard rusher and receiver (Armon Binns) for only the third time in program history ... earned Academic All-BIG EAST honors.

2009: Started all 13 games, 12 at right guard and one (at Syracuse) in the right tackle slot ... a second-team all-BIG EAST selection ... won the team's "C"-Club Strothman Award for Academic and Athletic Excellence ... carries a 3.423 GPA as a biological sciences major ... behind the offensive line, the Bearcats had an individual top the 100-yard plateau in eight out of 13 games overall ... UC topped 200-yards rushing on three occasions and set school records for points and touchdowns.

2008: Played in 11 games ... earned a start at left guard at Marshall and at West Virginia ... helped the UC offense average 27.3 points and 375.3 yards of total offense per contest.

2007: Redshirted.

Cathedral High School: Major cog for coach Jim O'Hara's Division 4A state champions ... keyed Fighting Irish's back-to-back city championships ... garnered all-State honors as a junior and again as a senior ... named top offensive lineman in Indiana as a junior ... received high academic honors all four years of high school.

Alexander Edward Hoffman: Born Aug. 8, 1988 ... son of Gene and Kathy Hoffman.

Academic Major: Biological Sciences.



77

SEAN HOOEY
Litchfield, Mich. » Hillsdale

OL / 6-9 / 298 / Jr.-1L

2010: Appeared in 10 games as a reserve on the offensive line ... the offensive line paved the way for Isaiah Pead, UC's first 1,000-yard rusher since 2004 ... the Bearcats had a 1,000-yard rusher and receiver (Armon Binns) for only the third time in program history ... earned Academic All-BIG EAST honors.

2009: Appeared in four games as a reserve offensive lineman role ... saw action at Rutgers, against Southeast Missouri State, at Miami (OH), and against Louisville ... behind the offensive line, the Bearcats had an individual top the 100-yard plateau in eight out of 13 games overall ... UC topped 200-yards rushing on three occasions and set school records for points and touchdowns.

Hillsdale High School: A letterwinner as a tight end and defensive lineman at Hillsdale High School, after spending three years at Litchfield ... chosen to the all-Southern Michigan Activities Association first-team in 2007 ... helped the Hornets win the SMAA South title and qualify for the state playoffs ... collected 55 tackles, including 17 for loss, and 10 sacks on his way to *Jackson Citizen Patriot* All-Area Dream Team and *Detroit Free Press* first-team plaudits ... received *Associated Press* Honorable Mention All-State recognition ... invited to play in the 2008 Michigan East-West All-Star Game ... one of eight defensive linemen invited to the Great 8 Football Awards by the Mid-Michigan Touchdown Club ... coached by Marc Lemerand.

Sean Timothy Hooey: Born July 26, 1990 ... son of Tim Hooey and Nancy Moore ... father played linebacker at Western Kentucky and Montclair State.

Academic Major: Pre-Business Administration.



85

BRUCE HORNER
Southfield, Mich. » Harrison

WR / 6-1 / 173 / Jr.-1L

SINGLE-GAME HIGHS

Tackles: 2, Miami (OH), 10/09/10 (2-0)

2010: Played in 10 games in a special teams role ... recorded 6 total tackles including a career high 2 tackles against Miami (OH).

2009: Did not see any game action.

2008: On the team's travel squad but did not see game action during the regular season.

Harrison High School: A three-year letterwinner at linebacker and wide receiver ... collected 223 tackles, six interceptions, and 12 forced fumbles over his prep career ... tallied 60 catches for 933 yards, including 19 for touchdowns over three seasons for the Hawks ... one of eight defensive backs named to the Great 8 Football Awards by the Mid-Michigan Touchdown Club ... a two-time all-Oakland Activities Association and *Detroit News* All-Metro North selection ... coached by John Harrington.

Bruce Vincent Horner, Jr.: Born Feb. 3, 1990 ... son of Bruce Horner, Sr. and Courtney Ritchie.

Academic Major: Exploratory Studies.



40

JOHN HUGHES
Gahanna, Ohio » Lincoln

DL / 6-4 / 300 / Sr.-3L

SINGLE-GAME HIGHS

Tackles: 7, at WVU, 11/13/10 (4-3)

Sacks: 1.5, at USF, 10/15/09 (1-1)

Tackles for loss: 1.5, 4 times

Fumbles forced: 1, vs Virginia Tech, 01/01/09

Fumbles recovered: 1, Syracuse, 10/30/10

Pass breakups: 1, at NC State, Sep 16, 2010

2010: Started all 12 games at defensive tackle ... recorded 47 tackles, including 27 solo stops ... also added 4.5 tackles for a loss, a pass break up and forced fumble ... opened the season with three stops at Fresno State ... had a single tackle against Indiana State ... finished with five tackles and a pass break up at NC State ... snagged three tackles, including one for a loss and a quarterback hurry against Oklahoma ... had one stop in limited action against Miami (OH) ... tallied three tackles at Louisville ... had six stops, including 1.5 for a loss against USF ... had three solo tackles and a fumble recovery against Syracuse ... finished with seven stops, including four solo tackles at West Virginia ... tallied a season-high nine tackles at Connecticut ... closed the season out with six stops, including a season-best five solos along with one for a loss and a quarterback hurry against Pittsburgh.

2009: Saw action in all 13 games, earning the start in the season opener at Rutgers ... tallied 23 tackles, 6.0 tackles for a loss, a pair of sacks, and a quarterback hurry ... recorded a season-best four tackles at Miami (OH) and against West Virginia ... added a pair of tackles and 1.5 sacks at USF ... recorded multiple tackles in eight games.

2008: Started at defensive tackle in Eastern Kentucky game, finishing with two tackles ... played in 13 games, registering 20 tackles and two sacks on the year ... season-high three tackles came against Rutgers ... had a sack at Marshall ... wrapped up the regular season with an unassisted tackle at Hawai'i.



2007: Redshirted.

Lincoln High School: Received *Associated Press* All-Ohio, all-Ohio Capital Conference, all-district, and all-metro honors after his senior season ... averaged 18.2 yards per catch during his final campaign for the Golden Lions ... team captain totaled 58 stops for coach Mike Lanza's squad in 2006 ... competed in the Big 33 All-Star Game ... three-sport athlete ... had two top-eight showings in the state shot put competition.

John L. Hughes: Born April 27, 1988 ... grandson of Esther Hughes ... oldest of five brothers.

Academic Major: Criminal Justice.

CAREER DEFENSIVE STATISTICS

YEAR	GP	UA	A	TOTAL	TFL	SACK	INT	PBU	FR	FF	BLK
2008	13	10	10	20	2.5	2.0	0	0	0	1	0
2009	13	9	14	23	6.0	2.0	0	0	0	0	0
2010	12	27	20	47	4.5	0.0	0	1	1	0	0
TOTAL	38	46	44	90	13.0	4.0	0	1	1	1	0



REUBEN JOHNSON
Lawnside, N.J. » Winslow Township

DB / 5-10 / 196 / Jr.-2L

SINGLE-GAME HIGHS

All-purpose yards: 9, Syracuse, 10/30/10
Interceptions: 1, Syracuse, 10/30/10
Long interception return: 9, Syracuse, 10/30/10
Tackles: 11, at Louisville, 10/15/10 (9-2)
Sacks: 1.0, Syracuse, 10/30/10 (1-0)
Tackles for loss: 2.0, Syracuse, 10/30/10 (2-0)
Fumbles recovered: 1, Louisville, 10/24/09
Pass breakups: 2, Indiana State, 09/11/10

2010: Played in all 12 games, making 11 starts at defensive back ... led the defensive backs and was third on the team with 62 tackles, including his 49 solo tackles which ranked second on the team ... also added 3.0 tackles for a loss, a sack, an interception, five pass break ups and six passes defended ... finished with eight stops in the season opener at Fresno State ... had two stops and two pass break ups against Indiana State ... tallied four tackles and a pass break up at NC State ... totaled eight tackles, including seven solo stops against Oklahoma ... had four tackles against Miami (OH) ... snagged a career-best 11 tackles along with a career-high nine solo stops at Louisville ... had six solo tackles against USF ... finished with three tackles, two for a loss and his first career interception against Syracuse ... grabbed nine tackles at West Virginia ... had three stops against Rutgers and one at Connecticut ... finished the season with three tackles, including one for a loss and a pass break up against Pittsburgh.

2009: True freshman defensive back who played in all 13 games ... tallied five tackles, a fumble recovery, and quarterback hurry ... four of his five tackles and the quarterback hurry came in the Miami (OH) game ... recovered a fumble, which he returned four yards against Louisville. Enrolled in classes at UC for the winter 2009 quarter and participated in spring football.

Winslow Township High School: A three-time first-team all-South Jersey Olympic Conference selection ... an all-state, and all-South Jersey honoree as a senior ... recorded five interceptions, three of which were returned for touchdowns as a senior ... was a state track champion in the 4x100- and 4x200-meter relays ... coached by Mike McBride

Reuben R. Johnson: Born Dec. 5, 1989 ... son of Reuben Johnson Sr. and Terry Johnson ... has eight siblings ... majoring in exploratory studies.

CAREER DEFENSIVE STATISTICS

YEAR	GP	UA	A	TOTAL	TFL	SACK	INT	PBU	FR	FF	BLK
2009	11	4	1	5	0.0	0.0	0	0	0	1	0
2010	12	49	13	62	3.0	1.0	1	5	0	0	0
TOTALS	23	53	14	67	3.0	1.0	1	5	1	0	0



BRENDON KAY

Marine City, Mich. » Marine City

QB / 6-4 / 229 / Jr.-SQ

SINGLE-GAME HIGHS

Rush attempts: 3, SEMO, 09/12/09
Rush yards: 22, SEMO, 09/12/09 (3 carries)
Long rush: 8, SEMO, 09/12/09
Pass attempts: 6, Syracuse, 10/30/10
Pass completions: 3, Syracuse, 10/30/10
Pass yards: 20, Syracuse, 10/30/10
Long pass: 19, SEMO, 09/12/09
Total offense attempts: 8, Syracuse, 10/30/10 (2 rush, 6 pass)
Total offense yards: 41, SEMO, 09/12/09 (22 rush, 19 pass)
All-purpose yards: 22, SEMO, 09/12/09

2010: Spent the season as the third-string quarterback behind Chazz Anderson and Zach Collaros ... Saw action in 1 game against Syracuse ... had three completions on six attempts for 20 yards ... ran two times for 14 yards ... earned Academic All-BIG EAST honors.


2009: Recovering from a knee injury suffered in spring football ... saw action in two games in 2009 ... rushed three times for 22 yards against Southeast Missouri State ... also completed his first collegiate pass against the Redhawks, finishing 1-of-1 for 19 yards ... rushed once for two yards against Louisville and completed a pass for eight yards.

2008: Redshirted.

Marine City High School: A three-year team captain ... shined as a quarterback, kicker, and punter ... posted a 34-2 record in three years as the starting signal caller ... Macomb Area Conference Gold Division MVP in 2006 and 2007 ... directed the Mariners to the 2007 Michigan Division 4 State Championship ... completed 133-of-202 passes for 2,083 yards, with 27 touchdowns and also rushed for 561 yards and 15 scores on his way to being named to the *Detroit Free Press* Dream Team and the *Lansing State Journal* Catch 22 as a senior ... totaled 1,182 yards and 18 touchdowns through the air and 340 yards on the ground and seven rushing scores as a junior ... twice recognized as a *Detroit News* All-Metro East honoree ... two-time *Port Huron Times Herald* Player of the Year ... invited to play in the 2008 Michigan East-West All-Star Game ... coached by Tony Scarcelli.

Brendon Joseph Kay: Born Dec. 29, 1989 ... son of Charles Kay and Diane Lees.

Academic Major: Health Promotions Education.



CORY KEEBLER


Liberty Township, Ohio » Lakota East

OL / 6-7 / 286 / Fr.-RS

2010: Redshirted.

Prior To UC: A one-star recruit by Scout.com ... a First-Team all-Greater Miami Conference selection on offense in 2009 ... a two-time winner of the Ironman Award in football (2008, 09) ... named all-Southwest Ohio as a senior ... also played basketball for the Thunderhawks ... was named one of the top-100 basketball players in Ohio in both 2008 and 2009

Personal: Born Nov. 2, 1991 ... son of Karen and Rick Keebler ... coached by Rick Haynes.



18

TRAVIS KELCE

Cleveland Hts., Ohio » Cleveland Hts.

TE / 6-6 / 255 / Jr.-1L

SINGLE-GAME HIGHS

Points scored: 12, at Rutgers, 09/07/09
 Touchdowns: 2, at Rutgers, 09/07/09
 Rush attempts: 3, at Rutgers, 09/07/09
 Rush yards: 19, vs Florida, 01/01/10 (1 carries)
 Rush TDs: 2, at Rutgers, 09/07/09
 Long rush: 19, vs Florida, 01/01/10
 Receptions: 1, SEMO, 09/12/09
 Receiving yards: 3, SEMO, 09/12/09 (1 receptions)
 Long reception: 3, SEMO, 09/12/09
 Total offense attempts: 3, at Rutgers, 09/07/09 (3 rush, 0 pass)
 Total offense yards: 19, vs Florida, 01/01/10 (19 rush, 0 pass)
 All-purpose yards: 19, vs Florida, 01/01/10
 Tackles: 1, at Rutgers, 09/07/09 (0-1)

2010: Missed the entire season due to a violation of team rules.

2009: Appeared in 11 games, playing at tight end and quarterback out of the Wildcat formation ... tallied eight rushes for 47 yards and two touchdowns along with one reception for three yards ... also added a tackle ... rushed three times for 18 yards and two scores in the season opener at Rutgers ... caught his first collegiate reception for three yards against Southeast Missouri State ... also added two rushes for four yards ... rushed twice against Fresno State, tallying six yards ... carried the ball once in the Allstate Sugar Bowl against Florida, grabbing a career-best 19 yards.

2008: Redshirted.

Cleveland Heights High School: Three-year letterwinner at quarterback ... recognized with all-Lake Erie League honors after totaling 2,539 yards of total offense as a senior ... collected 1,016 yards rushing, including 10 touchdowns and 1,523 passing yards on 103-of-198 attempts, with 21 scores and eight interceptions in 2007 ... three-sport athlete for the Tigers ... coached by Jeff Rotsky.

Travis Michael Kelce: Born Oct. 5, 1989 ... son of Ed and Donna Kelce ... brother Jason is a junior offensive lineman for the Bearcats.


Academic Major: Exploratory Studies.

2009 RUSHING STATISTICS

Year	G	Att	Yds	TD	Lg	Avg/C	Avg/G
2009	11	8	47	2	19	5.9	4.3

2009 RECEIVING STATISTICS

Year	G	Rec	Yds	TD	Lg	Rec/G	Avg/C	Avg/G
2009	11	1	3	0	3	0.1	3.0	0.3



13

PAT LAMBERT

St. Cloud, Fla. » Osceola

DB / 6-1 / 208 / Jr.-2L

SINGLE-GAME HIGHS

Interceptions: 1, at Fresno State, 09/04/10
 Tackles: 6, Indiana State, 09/11/10 (3-3); Miami (OH), 10/09/10 (3-3)
 Sacks: .5, Oklahoma, 09/25/10 (0-1)
 Tackles for loss: .5, Oklahoma, 09/25/10 (0-1)

2010: Played in all 12 games at defensive back ... had his first career interception against Fresno State ... recorded six tackles in both the Indiana State and Miami (OH) games ... Finished the season with 23 tackles, one interception, and one tackle for loss.


2009: Saw action in all 13 games playing on special teams and in the defensive backfield ... tallied seven tackles ... had single tackles at Oregon State, against Fresno State, and at USF ... set his season and career high with two stops at Miami (OH) and at Syracuse.

2008: Redshirted.

Osceola High School: Four-year letterwinner ... a 2007 Florida Sports Writers Association First-Team 5A All-State selection ... named to the *Orlando Sentinel* All-Central Florida First Team after posting 186 tackles (105 solos, 81 assists) and six sacks as a senior ... central figure for the Kowboys' 14-0 start that culminated with a trip to the Florida 5A State title game ... *Orlando Sentinel* and *Osceola News-Gazette* Defensive Player of the Year ... selected to serve as captain in the Central Florida East-West All-Star Game ... registered 356 career stops ... coached by Jeff Rolson.

Patrick Thole Lambert: Born Dec. 25, 1989 ... son of Brian and Joyce Lambert.

Academic Major: Exploratory Studies.



71

ERIC LEFELD

Coldwater, Ohio » Coldwater

OL / 6-6 / 285 / Fr.-RS

2010: Redshirted.

Prior To UC: A two-star recruit by Rivals.com and Scout.com ... an all-Region selection by PrepStar Magazine ... won a Division IV State Championship in 2007 as a sophomore ... was the Division V State runner-up as a senior ... won a pair of Midwest Athletic Conference titles in 2006 and 2008 ... named all-MAC at offensive tackle and defensive end ... earned all-State honors and was named to the Lima News Dream Team as a senior ... also played basketball ... was an all-MAC honoree as a sophomore and junior ... named First Team all-District 8 as a sophomore.

Personal: Born Jan. 28, 1992 ... son of Linda and Allen Lefeld ... brother Matt played basketball at Bowling Green State University from 2003-06 ... coached by John Reed.



4

MUNCHIE LEGAUX

New Orleans, La. » Edna Karr

QB / 6-5 / 203 / So.-1L

SINGLE-GAME HIGHS

Receptions: 1, Pittsburgh, 12/04/10

Receiving yards: 18, Pittsburgh, 12/04/10 (1 receptions)


Long reception: 18, Pittsburgh, 12/04/10

All-purpose yards: 18, Pittsburgh, 12/04/10

2010: Played in seven games at receiver and on specil teams ... recorded his only catch of the season against Pittsburgh which went for 18 yards.

Prior To UC: A three-star recruit by Rivals.com, Scout.com, and ESPN.com ... rated as the No. 12 dual-threat quarterback nationally by Rivals.com ... ranked as the No. 16 player in the State of Louisiana by Rivals.com ... ranked in the top-100 quarterbacks nationally by Scout.com ... led his team to 11 wins and a berth in the Class 10-4a semifinals as a senior ... named District MVP as a junior and senior ... also an all-State honoree as a senior ... named all-District Class 10-4A as a sophomore ... threw for 5,250 yards and 65 touchdowns and totaled over 2,000 rushing yards and 20 rushing touchdowns ... also plays basketball and runs track ... served as vice president of his class at Edna Carr HS

Personal: Born Sept. 27, 1991 ... full name is Benton Shannon Legaux ... son of Tanya Legaux ... coached by Jabar Juluke.



2

DYJUAN LEWIS

Indianapolis, Ind. » Pike

WR / 6-3 / 194 / Fr.-RS

2010: Redshirted.

Prior To UC: A four-star recruit by Rivals.com and Scout.com ... ranked as the No. 20 wide receiver nationally, No. 3 player in Indiana, and holds the No. 143 spot in Rivals.com's national Rivals250 list ... Scout.com ranks him as the No. 36 receiver nationally ... earned a spot on the PrepStar Magazine Top 150 Dream Team ... won the Conference Indiana title as a senior in 2009 and sophomore in 2007 ... the 2007 team went 14-1, winning league, sectional, and regional titles, finishing as the 5A State Runner Up ... Pike's all-time leading wideout with 1,111 yards receiving ... caught 13 touchdown passes ... a 5A all-State and all-Marion County honoree as a junior and senior ... earned honorable mention honors as the Army All-American Combine ... a three-year starter ... high school teammate of fellow class member Anthony McClung ... also competed in basketball and in track and field as a high jumper with a best leap of 6'6".

Personal: Born June 27, 1991 ... son of Gwennetta Lewis ... coached by Derrick Moyers.



55

RONEY LOZANO

Miami, Fla. » American

DL / 6-2 / 272 / So.-1L

2010: Appeared in 5 games on the defensive line but did not record any statistics.

Prior To UC: A two-star recruit by Rivals.com and Scout.com ... earned all-Dade County honors and played in the North-South All-Star Game ... served as team captain.

Personal: Son of Xiomara Lozano ... coached by Chance Benton.



47

COLIN LOZIER

Cincinnati, Ohio » Colerain

LB / 6-0 / 220 / Jr.-2L

SINGLE-GAME HIGHS

Tackles: 4, Indiana State, 09/11/10

2010: Saw action in 11 games at linebacker ... made the position switch during training camp ... posted a career-best four tackles against Indiana State ... recorded another pair of tackles against Rutgers to give him a total of 6 stops for the season ... earned Academic All-BIG EAST honors.

2009: Saw action in eight games as a blocking back and on special teams ... did not record any statistics.



53

RANDY MARTINEZ

Teaneck, N.J. » Teaneck

OL / 6-1 / 286 / Sr.-2L

2010: Played in all 12 games on the offensive line earning 11 starts ... the offensive line paved the way for Isaiah Pead, UC's first 1,000-yard rusher since 2004 ... the Bearcats had a 1,000-yard rusher and receiver (Armon Binns) for only the third time in program history.

2009: Played in five games as a reserve offensive lineman ... behind the offensive line, the Bearcats had an individual top the 100-yard plateau in eight out of 13 games overall ... UC topped 200-yards rushing on three occasions and set school records for points and touchdowns.


2008: Saw time in four games as backup to all-BIG EAST and all-America performer Trevor Canfield at right guard.

2007: Redshirted.

Teaneck High School: Second team all-state pick after carding 82 stops and nine sacks as a senior ... keyed Highwaymen to a 9-2 finish in 2006 ... totaled 356 tackles, including 27 sacks for his career under coach Dennis Heck ... earned four all-league awards on the gridiron ... posted a career record of 72-19 as a wrestler in the heavyweight division, highlighted by a 33-2 mark as a junior ... three-sport letterwinner.

Randy Dale Martinez: Born Aug. 13, 1989 ... son of Geoffrey and Sharon Martinez ... brother Ryan played football at Florida International.

Academic Major: Marketing.

**COREY MASON**


Cincinnati, Ohio » Elder

LB / 6-3 / 229 / Fr.-RS

2010: Redshirted.**Prior To UC:** A two-star recruit by Rivals.com and Scout.com ... a 2009 Second-Team all-GCL South performer ... one of the most underrated players in Cincinnati ... teammate of fellow class member Tony Miliano**Personal:** Son of Chris and Joe Mason ... coached by Doug Ramsey.**SEAN MCCLELLAN**

Pickerington, Ohio » Central

OL / 6-4 / 281 / So.-SQ

2010: Did not see any game action ... made the switch to offensive line.**2009:** Redshirted.**Moeller High School:** A team captain as a senior ... named first-team all-Greater Catholic League, first-team all-Southwest Ohio, and first-team all-city ... also an honorable mention all-Ohio selection ... recorded 95 tackles, 14 for a loss, eight sacks, and an interception at Moeller ... coached by John Rodenberg.**Sean Eric McClellan:** Born Nov. 3, 1990 ... son of Kevin and Mary McClellan ... brother Patrick is a sophomore defensive back at Eastern Kentucky.**Academic Major:** Business.**ANTHONY MCCLUNG**

Indianapolis, Ind. » Pike

WR / 6-0 / 165 / So.-1L

SINGLE-GAME HIGHS

Points scored: 6, Rutgers, 11/20/10; Pittsburgh, 12/04/10

Touchdowns: 1, Rutgers, 11/20/10; Pittsburgh, 12/04/10

Receptions: 5, at Connecticut, 11/27/10

Receiving yards: 58, Oklahoma, 09/25/10 (4 receptions)

Receiving TDs: 1, Rutgers, 11/20/10; Pittsburgh, 12/04/10

Long reception: 26, Pittsburgh, 12/04/10

All-purpose yards: 127, at Connecticut, 11/27/10

Punt returns: 1, Rutgers, 11/20/10

Punt return yards: 6, Rutgers, 11/20/10 (1 returns)

Long punt return: 6, Rutgers, 11/20/10

Kick returns: 5, at Connecticut, 11/27/10

Kick return yards: 81, at Connecticut, 11/27/10 (5 returns)

Long kick return: 28, Syracuse, 10/30/10

Tackles: 1, Rutgers, 11/20/10 (1-0)

2010: Played in 10 games at receiver ... made his first career catch against Oklahoma and ended the game with four catches for 58 yards ... recorded four catches against West Virginia for 28 yards ... had his first career touchdown reception against Rutgers ... posted five catches for 46 yards at Connecticut ... had his second touchdown reception of the season in the snow against Pittsburgh ... finished the season with 22 catches for 217 yards and 2 touchdowns.**Prior To UC:** A three-star recruit by Rivals.com and Scout.com ... listed as the No. 13 player in Indiana by Rivals.com ... tabbed as one of the top-200 receivers in the country by Scout.com ... won the Conference Indiana title as a senior in 2009 and sophomore in 2007 ... the 2007 team went 14-1, winning league, sectional, and regional titles, finishing as the 5A State Runner Up ... made 61 catches for 1,087 yards and eight touchdowns ... a two-time all-Conference Indiana selection ... named all-Marion County and all-State ... a team captain and member of the Indiana Super Team ... high school teammate of fellow class member Dyjuan Lewis ... born Sept. 9, 1991 ... son of Regina and Rob McClung ... coached by Derrick Moyers.**MITCH MEADOR**

Greenwood, Ind. » Whiteland Community


DL / 6-4 / 270 / So.-1L

Tackles: 1, at Fresno State, 09/04/10 (1-0); Miami (OH), 10/09/10 (1-0); Syracuse, 10/30/10 (1-0)**2010:** Played in all 12 games as a reserve linebacker. ... Made his first career tackle against Fresno State. ... Posted 4 total tackles on the year ... earned Academic All-BIG EAST honors.**2009:** Redshirted.**Whiteland Community High School:** Part of two Mid-State Conference Championship squads ... an *Associated Press* all-State honoree as a junior and senior ... also an IFCA all-State selection, first-team MSCC, and an all-South selection as a junior and senior ... a three-time all-county first team honoree ... holds the Whiteland Community school record with 362 career tackles, 169 career solo tackles, and 193 career assisted tackles ... also a two-year letterwinner on the basketball squad ... coached by Darrin Fisher.**James Mitchell Meador:** Born March 8, 1991 ... son of Joe and Kathy Meador ... brother Reid is a redshirt freshman offensive lineman at Hillsdale College.**Academic Major:** Exploratory Studies.**TONY MILIANO**

North Bend, Ohio » Elder

K / 6-2 / 198 / Fr.-RS

2010: Redshirted.**Prior To UC:** A two-star recruit by Rivals.com and Scout.com ... named First-Team all-Ohio in 2008 and 2009 ... his 107 points scored in 2008 was the second-highest total in Ohio high school history ... only Elder player to be named all-Ohio twice ... had 59 touchbacks and 42 kicks longer than 65 yards, and nine longer than 70 yards ... high school teammate of fellow class member Corey Mason.**Personal:** Son of Donna and Chris Miliano ... coached by Doug Ramsey.



83

DANNY MILLIGAN
Cincinnati, Ohio » St. Xavier

WR / 5-9 / 172 / Jr.-1L

2010: Played in 9 games during the 2010 season on special teams and at wide receiver but did not record any statistics.

2009: Appeared in three games at wide receiver ... also dressed as a reserve kicker ... did not record any statistics.

2008: Made the travel squad but did not see game action during the season ... voted the UC Offensive Scout Team Player of the Year.

St. Xavier High School: Three-year letterwinner as a wide receiver, kicker, and punt returner ... played a part in two Ohio Division I State titles ... amassed a 40-2 record over the last three seasons ... voted most valuable player of the Bombers' state championship squad ... shared the 2007 *Associated Press* Ohio Offensive Player of the Year honors after amassing 37 catches for 564 yards and seven touchdowns ... three-time *Cincinnati Enquirer's* all-City and all-Greater Catholic League pick ... set Ohio high school record with 40 career field goals ... totaled 60 career receptions for 938 yards and 16 for scores ... coached by Steve Specht.

Danny P. Milligan: Born June 13, 1989 ... son of John and Kathy Milligan ... brother Jesse played football at Harvard ... sister Katie played soccer at Miami (OH).

Academic Major: Exploratory Studies.



58

BRANDON MILLS
Cincinnati, Ohio » Colerain

DL / 5-10 / 251 / Jr.-2L

SINGLE-GAME HIGHS

Tackles: 10, Rutgers, 11/20/10 (9-1)

Sacks: 3.0, Rutgers, 11/20/10 (3-0)

Tackles for loss: 5.5, Rutgers, 11/20/10 (5-0)

Fumbles forced: 1, 4 times

Pass breakups: 1, Pittsburgh, 12/04/10

2010: Played in all 12 games, earning nine starts at defensive end ... his 58 tackles ranked fifth on the squad and led all UC defensive linemen ... also had 42 solo stops ... led the Bearcats with 12.5 tackles for a loss ... also added six sacks, three forced fumbles, a pair of quarterback hurries, and a single pass break up and pass defended ... forced a fumble in the opener against Fresno State ... recorded five tackles and a forced fumble at NC State ... added five tackles, including one for a loss against Oklahoma ... posted seven tackles in games against USF and at West Virginia ... tallied a career high 10 tackles and three sacks versus Rutgers ... added a pair of sacks at Connecticut.

2009: Played in all 13 games on the defensive line ... recorded 25 tackles, eight tackles for a loss, 3.5 sacks, and a quarterback hurry ... opened the season with three tackles, a quarterback hurry, and a sack at Rutgers ... recorded a career-high seven tackles against Southeast Missouri State, including a career-best five solo stops ... had a single tackle at Oregon State ... posted a tackle for loss against Fresno State ... finished with two stops and a sack at Miami (OH) ... grabbed a single tackle at USF ... had a pair of solo tackles against Louisville ... recorded single stops at Syracuse and against Connecticut ... finished with two tackles, 1.5 for a loss, and half a sack against West Virginia ... tallied three stops against Illinois ... closed out the regular season with a tackle against Pittsburgh.

2008: Redshirted.

Colerain High School: A four-year letterwinner on the defensive front ... invited to play in the


2008 Big 33 Classic ... a three-time all-Greater Miami Conference and all-Southwest District choice ... an *Associated Press* All-Ohio choice in 2007, he was named the GMC Defensive Player of the Year after registering 76 tackles, including 13 sacks as a senior ... concluded his final prep campaign with a Cardinals' record 27 tackles for loss ... finished with 149.5 career tackles ... named to the *Cincinnati Enquirer's* all-Area first team after keying a 12-1 season as a senior ... coached by Tom Bolden.

Brandon Martin Mills: Born Sept. 21, 1990 ... son of Paul and Elaine Mills.

Academic Major: Undecided.

CAREER DEFENSIVE STATISTICS

YEAR	GP	UA	A	TOTAL	TFL	SACK	INT	PBU	FR	FF	BLK
2009	13	15	10	25	8.0	3.5	0	0	0	0	0
2010	12	42	16	58	12.5	6.0	0	1	0	3	0
TOTALS	25	57	26	83	20.5	9.5	0	1	0	3	0



34

PAT O'DONNELL
Lakeworth, Fla. » Palm Beach Central

P / 6-5 / 221 / So.-1L

SINGLE-GAME HIGHS

Punt attempts: 8, at Fresno State, 09/04/10; at WVU, 11/13/10

Punt yards: 326, at WVU, 11/13/10 (8 punts)

Longest punt: 61, Oklahoma, 09/25/10

Tackles: 1, Rutgers, 11/20/10 (1-0)

2010: Played in all 12 games as the starting punter ... included on the 2010 College Football Freaks list by ESPN.com writer Bruce Feldman as the strongest punter in college football ... punted 8 times for 304 yards and a yard average of 38.0 with a long of 51 in the season opener against Fresno State ... had 6 punts for a total of 295 yards averaging 49.2 yards per punt and a long of 61 versus Oklahoma ... finished the season with an average of 41.9 yards per punt, had 6 punts for 50 yards or more and put 16 punts inside the 20 yard line ... earned Academic All-BIG EAST honors.

2009: Played in three games at punter before being sidelined with an injury ... made his UC debut against Southeast Missouri State punting four times for 138 yards, averaging 34.5 yards per kick with a long kick of 45 yards and one inside the 20-yard line ... punted three times at Oregon State, including a season-long kick of 50 yards.

Palm Beach Central High School: A three-year letterwinner at both football and track and field ... averaged 45 yards on his punts and had a 95-percent touchback rate on kickoffs ... earned first-team all-state and all-district honors as a senior ... co-winner of the 2008 Lou Groza Award for the top kicker in Palm Beach County ... played in the 2009 Outback All-Star Game ... made seven field goals as a senior, including a long of 52 yards ... coached by Rod Harris.

Patrick Michael O'Donnell: Born Feb. 22, 1991 ... son of Terence and Michele O'Donnell ... cousin Christopher Bordino is a senior thrower on the U.S. Naval Academy track team.

Academic Major: Exploratory Studies.



23

ISAIAH PEAD

Columbus, Ohio » Eastmoor Academy

RB / 5-11 / 200 / Sr.-3L

SINGLE-GAME HIGHS

Points scored: 30, Rutgers, 11/20/10
 Touchdowns: 5, Rutgers, 11/20/10
 Rush attempts: 31, Rutgers, 11/20/10
 Rush yards: 213, Rutgers, 11/20/10 (31 carries)
 Rush TDs: 4, Rutgers, 11/20/10
 Long rush: 80, Miami (OH), 10/09/10
 Receptions: 4, 4 times
 Receiving yards: 52, at Rutgers, 09/07/09 (2 receptions)
 Receiving TDs: 1, at Rutgers, 09/07/09; Louisville, 10/24/09;
 Rutgers, 11/20/10
 Long reception: 41, at Rutgers, 09/07/09
 Total offense attempts: 31, Rutgers, 11/20/10 (31 rush, 0 pass)
 Total offense yards: 213, Rutgers, 11/20/10 (213 rush, 0 pass)
 All-purpose yards: 249, Rutgers, 11/20/10
 Kick returns: 1, at Hawai'i, 12/06/08
 Kick return yards: 21, at Hawai'i, 12/06/08 (1 returns)
 Long kick return: 21, at Hawai'i, 12/06/08
 Tackles: 2, Syracuse, 10/30/10 (2-0)

2010: Earned Second-Team All-BIG EAST accolades at running back ... UC's first 1,000-yard rusher since 2004 ... recorded 1,029 yards and six touchdowns on 157 attempts, despite missing almost two full games due to injury ... ranked third in the BIG EAST in rushing, but led the conference for the second-straight year with his 6.6 ypc avg ... averaged 93.5 rushing yards per game and 110.8 all purpose yards per game ... had four 100-yard rushing games including a career-best 216 vs. Rutgers ... had a career long 80 yard touchdown run against Miami (OH) ... caught 26 passes for 190 yards and a touchdown ... rushed for 36 yards and caught four balls for 28 yards at Fresno State ... missed the Indiana State game due to injury and did not record any stats at NC State ... returned to the lineup against Oklahoma, rushing 21 times for 169 yards ... recorded his second-straight 100-yard game against Miami (OH) while rushing for 197 yards on only 10 carries, averaging 19.7 yards per carry ... scored a touchdown ... rattled off third-straight 100-yard game with 145 yards on 21 carries at Louisville ... rushed for 48 yards and caught two balls for 27 yards against USF ... added 23 yards rushing and 28 yards receiving against Syracuse ... rushed eight times for 78 yards and a touchdown at West Virginia ... rushed for a career-high 31 times for a career-best 213 yards along with four touchdowns against Rutgers ... also had two catches for 36 yards and a score ... named BIG EAST Offensive Player of the Week by the league office and Rivals.com ... had 23 yards rushing and 36 yards receiving at Connecticut ... carried 19 times for 97 yards in the snow against Pittsburgh.

2009: Saw action in all 13 games, making three starts ... his 6.7 yards per carry average led all BIG EAST Conference players ... gained 806 yards on 121 carries with nine touchdowns ... posted four games of 75 yards rushing or more ... reached double-digit carries six times ... also added 20 receptions for 201 yards and two touchdowns ... opened up the season with eight carries for 47 yards and a touchdown at Rutgers ... also had a pair of catches for 52 yards and a score ... carried the ball 11 times for 45 yards against Southeast Missouri State ... tallied 46 yards on 11 carries and a touchdown at Oregon State ... also tied a season high with three receptions for 39 yards ... finished with four carries for 27 yards and a touchdown against Fresno State ... tied a season best with three catches for 40 yards at Miami (OH) ... also carried the ball five times for 60 yards ... had 12 carries for 55 yards at USF along with three catches for 30 yards ... gained 88 yards on six carries and scored a pair of touchdowns against Louisville ... also tallied a season and career long 67-yard run vs. the Cardinals ... also added two receptions for 14 yards and a touchdown ... carried 16 times for 77 yards at Syracuse ... scored two touchdowns, including the game winner in the fourth quarter, and had 67 yards on 10 carries against Connecticut ... tallied season and career highs with 18 carries for 175 yards against West Virginia ... also scored

a rushing TD and added a pair of catches for 13 yards ... limited to four carries and one reception against Illinois ... finished with nine carries for 76 yards and a touchdown at Pittsburgh ... carried the ball seven times for 48 yards at the Allstate Sugar Bowl.

2008: True freshman played in seven games ... finished the regular season with third-most rushing yards on the team (194) ... played against Eastern Kentucky, finishing with a 2-yard carry ... had 11 carries for 59 yards at Marshall ... against Syracuse, had a 13-yard carry in the second quarter, finishing the game with 57 yards on eight carries ... had a season-long carry (38 yards) in the second quarter and gained a season and career-high in rushing yards before halftime (70 yards at the half) at Hawai'i ... made his first career kick return, for 21-yards, and finished the game with eight carries and 74 rushing yards vs. the Warriors.

Eastmoor Academy: Four-year letterwinner at running back and defensive back ... earned the Ohio Division III Player of the Year award after rushing for 2,204 yards (11.5 yards per carry) and scored 39 touchdowns as a senior ... collected six interceptions and 35 tackles for the Warriors' defense ... rushed for 1,696 yards (10.7 yards per carry) and 24 touchdowns, and also caught 10 passes for 250 yards, including two scores on his way to being named Ohio's Division IV Player of the Year in 2006 ... concluded his prep career with 4,443 rushing yards and 63 touchdowns ... Eastmoor Academy's all-time rushing leader, surpassing two-time Heisman Trophy Winner Archie Griffin ... 2007 Ohio Division II State 400-meter dash champion (48.16 seconds) ... coached by John Miranda.

Isaiah D'Vaughn Pead: Born Dec. 14, 1989 ... son of DeJuan Taylor and Leshawna Pead.


Academic Major: Exploratory Studies.

CAREER RUSHING STATISTICS

Year	G	Att	Yds	TD	Lg	Avg/C	Avg/G
2008	7	30	194	0	38	6.5	27.7
2009	13	121	806	9	67	6.7	62.0
2010	11	157	1029	6	80	6.6	93.5
TOTAL	31	308	2029	15	80	6.6	65.5

CAREER RECEIVING STATISTICS

Year	G	Rec	Yds	TD	Lg	Rec/G	Avg/C	Avg/G
2008	7	2	11	0	8	0.3	5.5	1.6
2009	13	20	201	2	41	1.5	10.1	15.5
2010	11	26	190	1	34	2.4	7.3	17.3
TOTAL	31	48	402	3	41	1.5	8.4	13.0



24

WESLEY RICHARDSON

Columbus, Ohio » Olentangy Liberty

DB / 6-0 / 202 / Sr.-3L

SINGLE-GAME HIGHS

All-purpose yards: -2, at WVU, 11/13/10
 Interceptions: 1, at WVU, 11/13/10; Rutgers, 11/20/10
 Tackles: 7, at NC State, 09/16/10 (4-3); at WVU, 11/13/10 (5-2)
 Tackles for loss: .5, Illinois, 11/27/09 (0-0)
 Fumbles forced: 1, Louisville, 10/24/09; Rutgers, 11/20/10
 Fumbles recovered: 2, at NC State, 09/16/10

2010: Started in 11 games at safety ... missed the Louisville due to an injury ... tallied four tackles in the opener at Fresno State ... posted seven tackles and two fumble recoveries at NC State ... added seven more tackles, recovered a fumble and picked off his first pass of the season against West Virginia ... added a forced fumble and another interception against Rutgers ... Finished the season with 42 tackles, a forced fumble, three fumble recoveries and a team-high tying pair of interceptions.

2009: Played in all 13 games on special teams and in the defensive backfield ... tallied 21 tackles and a forced fumble ... posted three tackles against Southeast Missouri State, including



a season-high three solo stops ... had a single stop against Fresno State ... added three tackles at USF ... had four tackles and a forced fumble against Louisville ... added single stops at Syracuse and against West Virginia ... set a season high with six tackles against Illinois ... had a solo stop in the Allstate Sugar Bowl against Florida.

2008: Played in 12 games on special teams ... registered nine tackles for the season ... had season-high two tackles at West Virginia and against Syracuse.

2007: Redshirted.

Olentangy Liberty High School: Lettered twice in football and twice in wrestling ... set the school record for fastest pin as a freshman wrestler ... earned all-conference as a junior and senior and named honorable mention all-district as a senior in football ... member of coach Steve Hale's squad that won one game in 2003 and combined for 26 wins from 2004-2006 ... Ohio Capital Conference champions in 2004 and 2005 ... earned three consecutive playoff births, starting in 2004 ... six-time scholar-athlete award winner ... was a member of the ROTC ... also participated in track as a senior.

Wesley Jordan Richardson: Born April 2, 1989 ... son of Benjamin and Dawn Richardson ... has a half brother, Ben, who played football at Edinboro (Pa.) ... father played football at East Carolina.

Academic Major: Chemistry.

CAREER DEFENSIVE STATISTICS

YEAR	GP	UA	A	TOTAL	TFL	SACK	INT	PBU	FR	FF	BLK
2008	12	3	6	9	0	0	0	0	0	0	0
2009	13	13	8	21	0.5	0	0	0	0	1	0
2010	11	27	15	42	0.0	0	2	0	3	1	0
TOTALS	36	43	29	72	0.5	0	2	0	3	2	0



ADRIEN ROBINSON
Indianapolis, Ind. » Warren Central

TE / 6-5 / 267 / Sr.-3L

SINGLE-GAME HIGHS

Points scored: 6, Oklahoma, 09/25/10; at Syracuse, 10/31/09

Touchdowns: 1, Oklahoma, 09/25/10; at Syracuse, 10/31/09

Receptions: 3, West Virginia, 11/13/09; Rutgers, 11/20/10

Receiving yards: 74, Connecticut, 11/07/09 (2 receptions)

Receiving TDs: 1, Oklahoma, 09/25/10; at Syracuse, 10/31/09

Long reception: 54, Connecticut, 11/07/09

All-purpose yards: 74, Connecticut, 11/07/09

2010: Played in nine games at tight end ... caught a pair of passes for 19 yards and a touchdown against Oklahoma ... added another reception against Syracuse ... had three catches for 39 yards against Rutgers ... finished the season with six receptions for 65 yards and a touchdown.

2009: Played in 10 games at tight end ... had a reception for two yards in the season opener at Rutgers ... added a catch for five yards against Southeast Missouri State ... pulled in a catch for 13 yards against Louisville ... finished with two receptions for 21 yards and a touchdown at Syracuse ... added two more catches against Connecticut, including a deflected ball on the sideline for a career-best 54 yard reception ... added three catches for 59 yards against West Virginia.

2008: Played in seven games at tight end ... had one catch for 12 yards ... lone catch of the season came at No. 4/4 Oklahoma for 12 yards on 4th down.

2007: Redshirted.

Warren Central High School: Played for the first school in Indiana history to win four consecutive state crowns ... caught 39 passes for 563 yards and five TDs over his final two years.

Adrien Rashaun Robinson: Born Sept. 23, 1988 ... son of Leroy and Ambret Robinson.

Academic Major: Criminal Justice.



JOSH RUSS

Grafton, Ohio » Elyria Catholic

TE / 6-5 / 231 / Fr.-RS

2010: Redshirted.

Prior To UC: A three-star recruit by Rivals.com and Scout.com ... ranks as the No. 62 prospect in Ohio by Rivals.com ... also ranks among the top-100 defensive ends by Scout.com ... an all-Region selection by PrepStar Magazine ... won North Coast Conference White Division titles in 2007 and 2009 as a sophomore and senior, respectively ... earned First Team all-County, all-District, all-NCC, and all-State honors both junior and senior years ... caught 32 balls for 619 yards and six touchdowns as a senior ... tallied three forced fumbles, eight sacks and four tackles for a loss on defense ... also played basketball and ran track.



KEVIN SCHLOEMER

Liberty Township, Ohio » Lakota West

OL / 6-7 / 303 / Fr.-RS

Personal: Born Aug. 3, 1991 ... son of Kelly Plas and Randy Russ ... coached by Ben Melbasa.

2010: Redshirted.

Prior To UC: A three-star recruit by Rivals.com and Scout.com ... listed as the No. 39 offensive tackle nationally by Rivals.com and the No. 15 player in Ohio ... Scout.com lists him as the No. 39 offensive tackle nationally ... an all-Region selection by PrepStar Magazine ... won the Greater Miami Conference Championship as senior ... was a Special Mention all-State honoree in 2009 ... also named First Team all-Southwest Ohio, and earned first team honors from the Cincinnati Enquirer, Butler County, and Greater Miami Conference ... participated in the O-D All-American Bowl ... USA vs. the World Junior National Team, the Ohio North-South Game and the Big 33 Game ... honor roll student as a junior and senior.

Personal: Born Jan. 17, 1992 ... son of Karen and Bob Schloemer ... coached by Larry Cox.



DAN SPRAUGE

Pickerington, Ohio » Central

OL / 6-3 / 278 / So.-SQ

2010: Did not see any game action.

2009: Redshirted.

Worthington Kilbourne High School: Named his team's Most Valuable Player in 2008 ... a first-team all-Ohio Capital Conference Central Division selection as a senior ... also a first-team all-district, *Columbus Dispatch* second-team all-Metro and a 2008 Agonis Club Award recipient ... recorded 215 tackles, 6.5 sacks, three forced fumbles, and three interceptions in his high school career ... coached by Vince Trombetti.

Daniel Wesley Sprague: Born Aug. 4, 1990 ... son of Joe and Denise Sprague.

Academic Major: Exploratory Studies.

**JK SCHAFFER**
Cincinnati, Ohio » LaSalle

LB / 6-1 / 227 / Sr.-3L

SINGLE-GAME HIGHS**All-purpose yards:** 13, at Miami (OH), 10/03/09**Interceptions:** 1, 4 times**Long interception return:** 13, at Miami (OH), 10/03/09**Tackles:** 16, at NC State, 09/16/10 (6-10); at WVU, 11/13/10;
at Connecticut, 11/27/10 (1-0)**Sacks:** 2.0, Rutgers, 11/20/10 (2-0)**Tackles for loss:** 2.0, Syracuse, 10/30/10 (2-0); Rutgers, 11/20/10 (2-0)**Fumbles forced:** 1, at Akron, 09/27/08; Syracuse, 10/30/10; at WVU, 11/13/10**Pass breakups:** 2, Fresno State, 09/26/09

2010: Took Second-Team All-BIG EAST honors at linebacker ... led the defense with his 111 tackles and 67 solo stops ... recorded his second-straight 100-tackle campaign ... his 9.5 tackles for a loss ranked second on the squad ... had six passes defended and five pass break ups which tied for the team lead ... had four double-digit tackle games, including a career-best 16 stops twice (at NC State, at WVU) ... earned Academic All-BIG EAST honors ... a three-time Academic All-BIG EAST honoree (2009, 2010, 2011), seven-time Top Cat Award Winner for a quarter GPA of 3.5 or above and he was inducted into the UC Athletics Academic Legion of Excellence in the Fall of 2010 ... made seven stops in the season opener at Fresno State ... tallied nine tackles, including one for a loss and a pass break up against Indiana State ... had a career-best 10 assisted tackles on the way to tying a career high with 16 total tackles at NC State ... finished with 13 tackles and an interception against Oklahoma ... the interception was named one of the Top-10 plays of the night by ESPN's SportsCenter ... had four tackles in limited action against Miami (OH) ... added seven stops and a tackle for a loss at Louisville ... ended the night with four tackles against USF ... finished with nine tackles, two for a loss, a sack, a forced fumble and a pass break up against Syracuse ... tied a career best with 16 tackles at West Virginia while recording a season-high nine solo stops ... also added a tackle for a loss and forced fumble ... tallied seven stops, a pair of tackles for a loss, two sacks, a QB hurry and a pass break up against Rutgers ... had nine stops, recording two for a loss and a pass break up at Connecticut ... closed the season out with 10 tackles, including eight solo stops along with a pass break up against Pittsburgh.

2009: Entered the starting lineup in the second game of 2009 and started the final 12 games at linebacker ... second on the team with 100 tackles, ranking eighth in the BIG EAST Conference ... set a career best with 14 tackles against Illinois and added his second double-digit tackle game with 10 against Florida in the Allstate Sugar Bowl ... added 5.5 TFL, 3 INT, 3 PBU, and 1.5 sacks ... made a pair of tackles and an interception in the season opener at Rutgers ... made his first career start against Southeast Missouri State and responded with four tackles ... set a then career high with eight stops, including seven solo tackles, at Oregon State ... also added a tackle for a loss, pass break up, and interception ... made nine tackles against Fresno State ... added six solo stops, two pass break ups and a tackle for a loss ... had eight tackles at Miami (OH) ... also made a crucial interception in the end zone and returned it 13 yards vs. the RedHawks ... had five tackles, including one of a loss at USF ... made seven tackles and recorded a half sack against Louisville ... set a career best with eight solo tackles at Syracuse ... made eight stops against Connecticut ... tallied eight tackles against West Virginia ... set career highs with 10 assisted tackles and 14 total stops against Illinois ... marked the first double-digit tackle game of his career ... tallied seven solo stops and nine total tackles at Pittsburgh ... also added 1.5 tackles for a loss and a sack vs. the Panthers ... recorded his second career double-digit tackles game with 10 stops in the Allstate Sugar Bowl against Florida.

2008: Played in 12 games as special teams ace ... finished the season with 12 tackles ... made two tackles against Miami (OH) and at Marshall ... recorded a season-high three tackles, all of them unassisted, against Syracuse.

LaSalle High School: Two-year letterwinner at linebacker ... named first-team *Associated*

Press Division I All-Ohio, all-Southwest District, and all-Greater Catholic League as a senior ... honored as the GCL Linebacker of the Year after totaling 150 tackles, including 26 for loss, and 13 sacks to lead the Lancers' defense in 2007 ... earned second-team all-Greater Catholic League mention during his junior season in which he collected 95 tackles and 4.5 sacks ... established program records for most tackles in a game, tackles in a season, and sacks in a season ... coached by Tom Grippa.

Jerome Kyle Schaffer: Born June 10, 1990 ... son of Jerry and Mary Schaffer.

Academic Major: Psychology.

CAREER DEFENSIVE STATISTICS

YEAR	GP	UA	A	TOTAL	TFL	SACK	INT	PBU	FR	FF	BLK
2008	12	9	3	12	0.0	0.0	0	1	0	1	0
2009	13	54	46	100	5.5	1.5	3	3	0	0	0
2010	12	67	44	111	9.5	3.0	1	5	0	2	0
TOTALS	37	130	93	223	15.0	4.5	4	9	0	3	0

**JORDAN STEPP**
Indianapolis, Ind. » Ben Davis

DL / 6-1 / 287 / So.-1L

SINGLE-GAME HIGHS**Tackles:** 6, Syracuse, 10/30/10 (5-1)**Tackles for loss:** 1.0, Oklahoma, 09/25/10 (1-0);

Syracuse, 10/30/10 (1-0); Rutgers, 11/20/10 (1-0)

Fumbles forced: 1, Syracuse, 10/30/10


2010: Played in 11 games on the defensive line ... recorded a tackle in eight different games ... had a career best six tackles and his first career forced fumble against Syracuse ... added five stops against Pitt ... finished the season with 20 tackles, 3.5 for a loss, and a forced fumble.

2009: Redshirted.

Ben Davis High School: Named a three-star recruit by *Rivals.com* and *Scout.com* ... recorded 44 tackles, three forced fumbles and 2.5 sacks as a senior ... played on the Mainland team in the inaugural Hawaii Prep Football Classic in 2008 ... a Class 5A first-team all-State selection as a senior, and an honorable mention 5A all-State selection as a junior ... coached by Mike Kirschner.

Jordan Michael Stepp: Born June 23, 1990 ... son of Randy Stepp and Kristi Pavlack.

Academic Major: Exploratory Studies.

**WALTER STEWART**
Ashville, Ohio » Teays Valley

LB / 6-5 / 248 / Jr.-2L

SINGLE-GAME HIGHS**All-purpose yards:** -2, Louisville, 10/24/09**Interceptions:** 1, Louisville, 10/24/09**Tackles:** 13, Syracuse, 10/30/10 (11-2)**Sacks:** 2.5, at Oregon State, 09/19/09 (2-1)**Tackles for loss:** 2.5, at Oregon State, 09/19/09 (2-1)**Fumbles forced:** 1, at Oregon State, 09/19/09; Pittsburgh, 12/04/10**Fumbles recovered:** 1, Pittsburgh, 12/04/10**Pass breakups:** 1, Miami (OH), 10/09/10



2010: Made 12 starts on the season, playing both defensive end and outside linebacker ... his 60 tackles ranked fourth on the team ... added 45 solo stops, 8.0 tackles for a loss, 2.0 sacks, four quarterback hurries, and single pass break ups, passes defended, forced fumble and fumble recovered ... had two stops, including one for a loss at Fresno State ... had a single tackle for a loss and two quarterback hurries against Indiana State ... finished with three stops at NC State ... grabbed six tackles and one for a loss against Oklahoma ... have five tackles along with a tackle for a loss and sack in limited playing time against Miami (OH) ... finished with nine stops, including seven solo tackles and two for a loss at Louisville ... had six solo stops including one for a loss against USF ... had a career-high 13 stops including a career best 11 solo tackles against Syracuse ... also had a tackle for a loss and quarterback hurry ... finished with seven tackles at West Virginia ... had a single stop and quarterback hurry against Rutgers ... added three tackles at Connecticut ... closed out the season with four stops, a forced fumble and fumble recovery against Pittsburgh.

2009: Had a breakout season playing both outside linebacker spots ... made 12 starts ... tallied 59 tackles, including 8.5 tackles for a loss ... also recorded 4.5 sacks and added a forced fumble, interception, and quarterback hurry ... tallied three tackles in UC debut at Rutgers ... had one tackle and a half sack against Southeast Missouri State ... moved into the starting lineup at Oregon State for an injured Curtis Young ... responded with four tackles, including 2.5 tackles for a loss, and 2.5 sacks ... also forced a fumble vs. the Beavers ... had five tackles including a tackle for a loss and a quarterback hurry against Fresno State ... finished with four tackles, a tackle for a loss, and a sack at Miami (OH) ... made four stops along with a tackle for loss at USF ... set career highs with 10 tackles and eight assists against Louisville ... also had his first career interception ... tallied three tackles at Syracuse ... made four solo stops against Connecticut ... added seven tackles and a half sack against West Virginia ... totaled four tackles against Illinois ... recorded three tackles at Pittsburgh ... set a career high with five solo stops against Florida in the Allstate Sugar Bowl ... finished with seven total stops along with two tackles for a loss.

2008: Did not see game action during the regular season ... UC's Defensive Scout Team Player of the Year.

Teays Valley High School: A three-year letterwinner on the defensive line ... finished the 2007 season with 102 tackles, 22 of those for loss, 17 sacks, six caused fumbles, and four fumble recoveries ... earned *Columbus Dispatch* first-team all-metro and second-team all-Ohio honors as a senior ... collected six fumbles, 11 forced fumbles, 30 sacks and 285 total tackles for his career with the Vikings ... garnered first-team all-Mid-State League ... coached by Steve Evans.
Walter James Stewart: Born June 21, 1990 ... son of Keith and Lynn Fields and Nichelle Stewart.
Academic Major: Sociology.

CAREER DEFENSIVE STATISTICS

YEAR	GP	UA	A	TOTAL	TFL	SACK	INT	PBU	FR	FF	BLK
2009	13	33	26	59	8.5	4.5	1	0	0	1	0
2010	12	45	15	60	8.0	2.0	0	1	1	1	0
TOTAL	25	78	41	119	16.5	6.5	1	1	1	2	0



87

MONTE TAYLOR

Los Angeles, Calif. » Washington Prep/El Camino CC

DL / 6-5 / 266 / Sr.-1L

SINGLE-GAME HIGHS

Tackles: 4, at WVU, 11/13/10 (4-0)
Sacks: 1.0, at WVU, 11/13/10 (1-0)
Tackles for loss: 2.0, at WVU, 11/13/10 (2-0)

2010: Saw action in 11 games. ... posted seven tackles and a sack on the season.

El Camino CC: Recorded 45 tackles, eight blocked kicks and five interceptions at El Camino CC.

Washington Prep: Was named first-team all-Marine League on offense and second team on defense ... played in the All-City Gridiron Game ... was a track standout earning Mission League titles in the long jump, and triple jump, and as a member of the 4x100- and 4x400-meter relays.

Monte Leveal Taylor: Born Dec. 10, 1988 ... son of George and Yolanda Taylor.
Academic Major: Undecided.

2010: Sat out while fulfilling NCAA transfer requirements.



1

KENBRELL THOMPKINS

Miami, Fla. » Northwestern » El Camino CC

WR / 6-1 / 195 / Jr.-JC

Prior To UC: Completed a stellar two-year career at El Camino College, combining for 111 receptions, 1,766 yards and 14 touchdowns ... appeared in all 11 games as sophomore for El Camino, leading the Warriors in catches (69), receiving yards (1,020) and receiving touchdowns (nine) ... Played in 10 games his freshman season, catching 42 passes (team leader had 43) for 746 yards and five touchdowns ... showed glimpses of future that season by catching eight balls for 141 yards and two scores in win over College of the Desert ... Coach at El Camino College: John Featherstone.

Personal: Brother Kendal is a junior wide receiver at Miami (FL) ... cousin Antonio Brown played for Head Coach Butch Jones at Central Michigan and now plays for the Pittsburgh Steelers.

SINGLE-GAME HIGHS

Tackles: 6, SEMO, 09/12/09 (3-3)
Tackles for loss: 2.5, SEMO, 09/12/09 (2-0)



45

ROB TRIGG

Dayton, Ohio » Chaminade-Julienne

DL / 6-3 / 258 / Sr.-3L

2010: Played in nine games this season on the defensive line and special teams ... recorded four tackles on the year.

2009: Saw action in two games against Southeast Missouri State and Oregon State before missing the rest of the season due to injury ... tallied six tackles against Southeast Missouri State, including 2.5 tackles for a loss ... earned a medical redshirt.

2008: Saw action in six contests as a backup defensive lineman ... made four total tackles ... had one solo and one assisted tackle at No. 4/4 Oklahoma.

2007: True freshman who provided depth to the defensive line ... made his collegiate debut and made one solo stop vs. Oregon State ... carded one tackle vs. Marshall ... notched a stop at San Diego State.

Chaminade-Julienne High School: A first-team all-Ohio choice in 2006 for head coach Andy Helms ... two-time all-Greater Catholic League North and all-Southwestern Ohio honoree for the Eagles ... named to the Miami Valley Top 22.

Robert Stephen Trigg: Born Dec. 27, 1988 ... son of Cortez and Nicole Trigg.
Academic Major: Criminal Justice.



20

CHRIS WILLIAMS

Cincinnati, Ohio » Winton Woods

DB / 5-11 / 180 / Jr.-2L

SINGLE-GAME HIGHS

Tackles: 2, 4 times

Sacks: 1.0, Syracuse, 10/30/10 (1-0)

Tackles for loss: 1.0, at Fresno State, 09/04/10 (1-0);

Syracuse, 10/30/10 (1-0)

Pass breakups: 1, Rutgers, 11/20/10

2010: Appeared in 11 games on special teams and as a defensive back ... Had two tackles along with a quarterback sack against Syracuse ... recorded 10 total tackles and broke up one pass on the season.

2009: Saw action in 10 games, mostly on special teams ... was hampered by injury ... recorded a pair of tackles against Southeast Missouri State and added a solo tackle against Connecticut.

Winton Woods High School: Named a four-star recruit by *Rivals.com* and *Scout.com* ... one of three UC signees from Winton Woods ... team had an 11-2 record in 2008, finishing No. 8 in the final *Associated Press* Division II poll ... a first-team all-state, region, district, and league honoree as a senior ... named the Tri-State Defensive Player of the Year ... named one of the Top-five 2009 defensive backs in Ohio by *OhioVarsity.com* ... played in the 2009 Big 33 Football Classic ... closed out his high school career by starting 35-consecutive games ... also a two-year letterwinner on the basketball squad ... coached by Troy Everhart.

Christopher Douglas Williams: Born Aug. 10, 1990 ... son of Kwan and Cherisse Cheatham.

Academic Major: Exploratory Studies.



32

GEORGE WINN

Southfield, Mich. » Univ. of Detroit Jesuit

RB / 5-11 / 198 / Jr.-2L

SINGLE-GAME HIGHS

Rush attempts: 19, Miami (OH), 10/09/10

Rush yards: 81, Miami (OH), 10/09/10 (19 carries)

Long rush: 22, Miami (OH), 10/09/10

Receptions: 1, SEMO, 09/12/09; Syracuse, 10/30/10

Receiving yards: 19, SEMO, 09/12/09 (1 reception)

Long reception: 19, SEMO, 09/12/09

Total offense attempts: 19, Miami (OH), 10/09/10 (19 rush, 0 pass)

Total offense yards: 81, Miami (OH), 10/09/10 (81 rush, 0 pass)

All-purpose yards: 81, Miami (OH), 10/09/10

Tackles: 1, at WVU, 11/13/10 (0-1); at Connecticut, 11/27/10 (1-0)

2010: Played in 10 games on special teams and as a reserve running back ... carried the ball 33 times for 145 yards and caught one pass for six yards on the season ... carried 11 times for 48 yards against Indiana State ... racked up a career-best 19 carries for a career high 81 yards with a long rush of 22 yards against Miami (OH) ... earned Academic All-BIG EAST honors.

2009: Made his only appearance of the season against Southeast Missouri State, carrying five times for 12 yards ... also had a reception for 19 yards.

2008: Redshirted.

University of Detroit Jesuit High School: Three-year letterwinner at running back ... paced the Cubs in rushing in each of his final three seasons ... averaged better than 8.0 yards per

carry as a senior en route to *Detroit News* All-Metro second team honors ... received first-team Detroit all-Catholic League as a senior ... gained more than 3,000 yards, approximately 8.0 yards per carry on the ground for his career ... ranked as the No. 35 Blue Chip by the *Detroit News* ... coached by Paul Windham.

George Edward Winn: Born Nov. 10, 1990 ... son of George and Verita Winn ... cousin Derrick Mason is a wide receiver with the Baltimore Ravens in the NFL.

Academic Major: Exploratory Studies.



8

ADRIAN WITTY

Deerfield Beach, Fla. » Deerfield Beach

DB / 5-10 / 177 / Fr.-RS

2010: Played in three games, recording 1 total tackle against Oklahoma ... received a medical redshirt ... enrolled at UC in January of 2010 and participated in spring football ... originally signed with the University of Michigan out of high school.

Deerfield Beach High School: A two-star recruit by *Rivals.com* and *Scout.com* ... ran the 40-yard dash in 4.4 seconds ... helped lead team to state semifinals as a junior and third round as a senior ... played wide receiver and safety during his career ... recorded 50 tackles and one interception as a senior ... caught four passes for 143 yards and one TD senior year ... named first-team All-Broward County by The Miami Herald as a senior ... listed No. 25 on the Broward County Top 25 rankings by the Orlando Sun Sentinel ... earned Class 6A third-team all-state selection as a junior ... played in the Miami-Dade vs. Broward All-Star game ... coached by Art Taylor.

Personal: Born March 14, 1990.



95

DEREK WOLFE

Lisbon, Ohio » Beaver Local

DL / 6-5 / 300 / Sr.-3L

SINGLE-GAME HIGHS

Tackles: 8, at Fresno State, 09/04/10 (4-4); Fresno State, 09/26/09 (5-3)

Sacks: 2.0, at Miami (OH), 10/03/09 (2-0)

Tackles for loss: 2.0, at Miami (OH), 10/03/09 (2-0)

Fumbles forced: 1, at Syracuse, 10/31/09

Fumbles recovered: 1, at Syracuse, 10/31/09

Pass breakups: 1, Miami (OH), 10/09/10

2010: Made 12 starts at defensive tackle ... tallied 48 tackles on the season, including 29 solo stops ... also added 6.5 tackles for a loss, four sacks, two quarterback hurries and a single pass break up and pass defended ... opened the season with season-high eight tackles, including one for a loss and one sack at Fresno State ... had five stops and a quarterback hurry against Indiana State ... tallied two tackles at NC State ... finished with five tackles, including one for a loss against Oklahoma State ... had a quarterback hurry and pass break up against Miami (OH) ... had a sack, tackle for a loss and three total tackles at Louisville ... had two stops against USF ... recorded seven stops, including a sack and tackle for a loss at West Virginia ... had three tackles, a sack and tackle for a loss against Rutgers ... tallied six tackles at Connecticut ... finished the season with seven stops and a tackle for a loss against Pittsburgh.

2009: Made 13 starts at defensive tackle ... finished with 41 tackles, including eight tackles for a loss ... also added five sacks, a forced fumble and recovery, and a quarterback hurry ... recorded a pair of tackles against Southeast Missouri State ... added three stops, a tackle for a loss, and a half sack at Oregon State ... set a career high with eight tackles against Fresno State



... tallied five tackles along with two sacks at Miami (OH) ... added two tackles and a half sack at USF ... recorded five tackles and a sack against Louisville ... forced a fumble and recovered it and had two tackles at Syracuse ... tallied two stops and a quarterback hurry against Connecticut ... finished with four tackles, including one for a loss against West Virginia ... tallied three solo stops against Illinois ... finished with five tackles, including 1.5 for a loss, and a sack at Pittsburgh.

2008: Earned time in seven games at backup defensive tackle as a true freshman ... totaled three tackles, one each against Eastern Kentucky, at Marshall, and vs. Syracuse ... recorded first career sack on final play of the game against Syracuse in the home finale, setting off UC's BIG EAST Championship celebration.

Beaver Local High School: Three-year letterwinner on the defensive line ... finished the 2007 season with *Associated Press* Division III All-Ohio first-team defense plaudits ... registered 78 tackles and seven sacks to earn All-Ohio Valley Athletic Conference first team ... also recognized with all-Eastern District honors following his senior season ... notched 205 career stops for the Beavers ... coached by Rich Wright.

Derek J. Wolfe: Born Feb. 24, 1990 ... son of Dennis Wolfe ... resides with grandmother, Kim Wolfe.

Academic Major: Criminal Justice.

CAREER DEFENSIVE STATISTICS

YEAR	GP	UA	A	TOTAL	TFL	SACK	INT	PBU	FR	FF	BLK
2008	7	2	1	3	1.0	1.0	0	0	0	0	0
2009	13	21	20	41	8.0	5.0	0	0	1	0	0
2010	12	29	19	48	6.5	4.0	0	1	0	0	0
TOTALS	32	52	40	92	15.5	10.0	0	1	1	1	0



84

ORION WOODARD
 Pompton Lakes, N.J. » Pompton Lakes

WR / 6-3 / 224 / Sr.-3L

SINGLE-GAME HIGHS

Receiving yards: 9, Miami (OH), 10/09/10 (1 receptions);

Syracuse, 10/30/10 (1 receptions)

Long reception: 9, Miami (OH), 10/09/10; Syracuse, 10/30/10

All-purpose yards: 9, Miami (OH), 10/09/10; Syracuse, 10/30/10

Tackles: 3, Rutgers, 11/20/10 (3-0)

Fumbles recovered: 1, SEMO, 09/12/09

2010: Played in all 12 games, mainly on special teams ... caught 2 passes for 18 yards as a backup receiver ... made 12 tackles on the season, including a career-best three against Rutgers.

2009: Saw action in all 13 games, mostly on special teams ... recorded seven tackles, including five solo stops ... recovered a fumble against Southeast Missouri State ... had a season-best two tackles against Connecticut.


2008: Redshirt freshman played in 13 games on the kick cover and return units ... made five special teams tackles on the season, including two solo stops against Miami (OH).

2007: Redshirted.

Pompton Lakes High School: Totaled 73 career receptions for 1,465 yards over his career for the Cardinals ... averaged 36.7 yards per punt and scored 153 points over his four years as a prep ... collected nine interceptions and two fumble recoveries as a defensive stalwart ... three-time all-league and all-county pick for coach Scott Mahoney ... state champion track athlete, winning both the 2006 100- and 200-meter dash ... clocked a time of 10.8 seconds in the 100m.

Orion Jelani Woodard: Born Oct. 12, 1988 ... son of Donald and Pauline Woodard.

Academic Major: Health Promotions Education.

**DJ WOODS**

Strongsville, Ohio » Strongsville

WR / 6-0 / 180 / Sr.-3L

SINGLE-GAME HIGHS

Points scored: 12, 4 times

Touchdowns: 2, 4 times

Rush attempts: 4, Rutgers, 11/20/10

Rush yards: 50, Rutgers, 11/20/10 (4 carries)

Rush TDs: 1, Miami (OH), 10/09/10; Rutgers, 11/20/10

Long rush: 40, Rutgers, 11/20/10

Receptions: 9, USF, 10/22/10

Receiving yards: 171, Oklahoma, 09/25/10 (7 receptions)

Receiving TDs: 2, at NC State, 09/16/10; at Louisville, 10/15/10

Long reception: 69, Oklahoma, 09/25/10

Total offense attempts: 4, Rutgers, 11/20/10 (4 rush, 0 pass)

Total offense yards: 50, Rutgers, 11/20/10 (50 rush, 0 pass)

All-purpose yards: 291, Rutgers, 11/20/10

Punt returns: 3, 5 times

Punt return yards: 49, at Connecticut, 10/25/08 (3 returns)

Long punt return: 40, at Connecticut, 10/25/08

Kick returns: 6, at WVU, 11/13/10

Kick return yards: 135, at WVU, 11/13/10 (6 returns)

Long kick return: 47, Rutgers, 11/20/10

Tackles: 1, at Oregon State, 09/19/09 (0-1); West Virginia, 11/13/09 (1-0)

2010: Named a 2010 Second-Team All-BIG EAST selection ... caught 57 balls for 898 yards in ... added 10 touchdowns while also serving as UC's primary punt and kick returner ... his 10 touchdowns (eight receiving, two rushing) tied for fourth in the BIG EAST ... was one of the most productive players in the league a year ago, leading the BIG EAST in all-purpose yards, averaging 154.9 per game ... ranked in the Top-10 in the conference in receptions per game (3rd/4.8), receiving yards per game (2nd/74.8), punt return average (6th/7.7) and kick return average (7th/22.8) ... totaled 87 rushing yards, 898 receiving yards, 146 punt return yards and 728 kick return yards for 1,859 all-purpose yards ... had six catches for 72 yards and a touchdown at Fresno State ... finished with five catches for 46 yards against Indiana State ... caught six balls for 146 yards and two touchdowns at NC State ... had seven receptions for a season-best 171 yards and a touchdown against Oklahoma ... returned three punts for a season-best 39 yards ... had five catches for 54 yards and 1 rush for an 18-yard touchdown against Miami (OH) ... tallied two catches for 61 yards and two scores at Louisville ... recorded a season-high nine catches for 137 yards against USF ... had five receptions for 56 yards and a touchdown against Syracuse ... returned six kicks for a season-high 135 yards at West Virginia along with three receptions for 32 yards ... finished with six catches for 97 yards and a touchdown along with four rushes for 50 yards and a touchdown, along with five kick off returns for 128 yards against Rutgers ... had two catches for 18 yards at Connecticut.

2009: Started 12 of 13 games at slot receiver ... tallied 51 catches for 540 yards and four touchdowns ... set a career high with seven receptions on three occasions ... also returned three punts for 45 yards with a long return of 27 yards ... had four receptions for 71 yards in the season opener at Rutgers ... also returned two punts for 18 yards ... recorded three receptions for 20 yards along with a 27-yard punt return against Southeast Missouri State ... had his career-long reception, a 45-yard strike from Tony Pike for a touchdown, in the waning seconds of the first half at Oregon State ... finished the game vs. the Beavers with a career high 117 yards receiving and seven receptions ... also recorded a tackle ... had four catches for 53 yards against Fresno State ... caught one ball for 25 yards at USF ... tallied three catches for 54 yards against Louisville ... had three receptions for 32 yards at Syracuse ... finished with three receptions, good for 40 yards, and a touchdown at West Virginia ... tied a career high with seven receptions against Illinois ... finished with 53 yards receiving and a touchdown ... tied a career mark for the second consecutive week with his seven catches at Pittsburgh ... also tallied 61 yards and a touchdown

... finished with four catches for 46 yards in the Allstate Sugar Bowl against Florida.

2008: True freshman played in all 14 games, earning increased playing time as the season progressed ... made 14 catches for 168 yards and worked into the fourth receiver slot on the depth chart ... proved to be a weapon on punt returns, totaling 113 yards on 12 returns, including a 40-yard return at Connecticut ... had a career-high four catches for 67 yards against Rutgers ... also had a career-long 24-yard reception against the Scarlet Knights ... returned three punts for 49 yards at UConn ... added 23 yards on one kick return against Eastern Kentucky in the season opener ... made at least one reception in nine games.

Strongsville High School: Three-year letterwinner at wide receiver and defensive back ... recognized on the 2007 *Associated Press* Division I All-Ohio second team after catching 38 passes before missing his final five games due to injury ... collected 35 receptions for 750 yards (21.4 yards per catch) and eight touchdowns as a junior ... named to the all-Pioneer Conference first team as a junior and again as a senior ... twice recognized with all-Northeast District first team honors ... amassed 153 receptions for 1,797 yards and 18 touchdown grabs for his career ... also scored on five kickoff returns and three punt returns ... coached by Russ Jacques.

Derrick L. Woods, Jr.: Born Nov. 29, 1989 ... son of Derrick, Sr. and Kelly Woods.

Academic Major: Business Management Technology.

CAREER RECEIVING STATISTICS

Year	G	Att	Yds	TD	Lg	Avg/C	Avg/G
2008	14	0	0	0	0	0.0	0.0
2009	12	0	0	0	0	0.0	0.0
2010	12	11	87	2	40	7.9	7.2
TOTAL	38	11	87	2	40	7.9	2.3

CAREER RECEIVING STATISTICS

Year	G	Rec	Yds	TD	Lg	Rec/G	Avg/C	Avg/G
2008	14	14	168	0	24	1.0	12.0	12.0
2009	12	51	640	4	45	4.2	12.5	53.3
2010	12	57	898	8	69	4.8	15.8	74.8
TOTAL	38	122	1706	12	69	3.2	14.0	44.9

CAREER PUNT RETURN STATISTICS

Year	G	No.	Yds	TD	Lg	Avg/R	Avg/G
2008	14	12	113	0	40	9.4	8.1
2009	12	3	45	0	27	15.0	3.8
2010	12	19	146	0	25	7.7	12.2
TOTAL	38	34	304	0	40	8.9	8.0

CAREER KICK RETURN STATISTICS

Year	G	No.	Yds	TD	Lg	Avg/R	Avg/G
2008	14	1	23	0	23	23.0	1.6
2009	12	0	0	0	0	0.0	0.0
2010	12	32	728	0	47	22.8	60.7
TOTAL	38	33	751	0	47	22.8	19.8

CAREER ALL-PURPOSE YARDS STATISTICS

Year	G	Rush	Rec	PR	KR	IR	Total	Avg/G
2008	14	0	168	113	23	0	304	21.7
2009	12	0	640	45	0	0	685	57.1
2010	12	87	898	146	728	0	1859	154.9
TOTAL	38	87	1706	304	751	0	2848	74.9



NEWCOMERS



19 RALPH DAVID ABERNATHY IV

Atlanta, Ga. » Westminster School

WR / 5-7 / 160 / Fr.-HS

A three-star recruit by Rivals.com.

Westminster School: Despite being limited by injury during his senior season, rushed for 224 yards, including runs of 80 and 40 yards, along with three touchdowns against rival Lovett to give Westminster the Region 6-AA Division B title ... named to the Atlanta Journal Constitution's and Gaprepnews.com's 2010 Preseason AA All-State Team ... an All-State selection by the Georgia Sports Writers Association as a junior after rushing for over 1,200 yards and scoring 21 touchdowns ... volunteered with the Atlanta Boys & Girls Clubs, Atlanta Food Bank, and Hosea Feed the Hungry ... coached by Gerry Romberg.

Personal: Son of Annette and the Reverend Ralph Abernathy III ... born 12/24/92 ... father is a former Georgia State Senator ... his late grandfather Ralph Jr. was a leader in the American Civil Rights movement and a close friend of Dr. Martin Luther King Jr. ... has two siblings, Christiana and Micah ... major undeclared ... also recruited by Mississippi, Air Force, and Alabama.



80 ALEX CHISUM

Fayetteville, Ga. » Sandy Creek

WR / 6-3 / 178 / Fr.-HS

A three-star recruit from ESPN.com, Rivals.com, Scout.com, and 247Sports.com ... Rivals.com ranks Chisum as the No. 81 wideout overall and the No. 49 player in the State of Georgia ... ESPN.com ranks him as the No. 99 receiver in the country ... Scout.com ranks him as the No. 122 receiver overall.

Sandy Creek High School: Helped lead the Patriots to a 15-0 season and a GHSA 4-AAA State Championship ... caught 69 passes for 1,426 yards and 11 touchdowns, breaking three of former Sandy Creek standout Calvin Johnson's school records ... was named the Georgia Coaches AAA State Offensive Player of the Year and a AAA First-Team All-State honoree ... earned a spot on the 2010 U.S. Air Force Medium Schools All-American Team ... named the 2010 Montlick & Associates Athlete of the Year ... team also won the 4-AAAA State Championship in 2009 and won three-straight Regiona Titles (2008-10) ... coached by Chip Walker.

Personal: Son of Patrice and Boston Chisum ... intends to major in business ... also recruited by Kentucky, Louisville, and Mississippi State.



19 PATRICK COYNE

Cincinnati, Ohio » Badin

QB / 6-1 / 233 / Fr.-HS

Named a three-star recruit by ESPN.com, Rivals.com, Scout.com, and 247Sports.com ... ranked as the No. 17 dual-threat quarterback nationally and the No. 31 player in the State of Ohio by Rivals.com ... was on the ESPU150 watch list ... ranked No. 4 on OhioVarsity.com's top prep quarterbacks of 2010.

Badin High School: Suffered a shoulder injury in Badin's first game of the 2010 season ... saw

time at tight end and punter while recovering ... played for the Midwest squad at ESPN's second annual Champion Gridiron Kings event, a national 7-on-7 event that features 65 top-rated players during the summer of 2010 ... threw for 1,642 yards and nine touchdowns while rushing for 491 yards and 11 touchdowns as a junior ... earned First-Team all-GCL Central honors ... also named Second-Team All Butler County and Honorable Mention All State ... named Hamilton Journal Player of the week twice and was runner up for the Hamilton Journal Player of the Year honor in 2009 ... also played baseball, basketball, and ran track ... coached by Bill Tenore.

Personal: Son of Robin and Jim Coyne ... father played football at West Virginia Tech ... born 3/19/93 ... major undeclared ... also recruited by Michigan, West Virginia, and Wisconsin.



80 PARKER EHINGER

Rockford, Mich. » Rockford

OL / 6-7 / 278 / Fr.-HS

A three-star recruit by Rivals.com and Scout.com ... Scout.com ranks him as the No. 51 offensive lineman.

Rockford High School: Two-year starter on the offensive line for the Rams ... also played tight end ... earned Division 1-2 All-State honors in 2010 ... helped lead Rockford to an 11-2 season, a district championship, and an appearance in the state semifinals as a senior ... named to the Detroit Free Press Dream Team as a senior ... also earned First-Team All-OK-RED honors twice, was a two-time All-Area choice, and earned All-State honors as a senior ... also competed in track and field, throwing the discus and shot put ... coached by Ralph Munger.

Personal: Son of Michelle and Rick Ehinger ... born 12/30/92 ... has one brother Doug, who played football at Albion College ... intends to major in criminal justice.



26 AJ FLEAK

Sunbury, Ohio. » Big Walnut

K / 6-1 / 231 / Fr.-HS

Big Walnut High School: A Division II Second-Team All-Ohio selection as a senior ... also a First-Team All-District choice and named Delaware County Athlete of the Month ... also a standout goalkeeper for the soccer team ... named to the Central Ohio Super 12 Soccer Team three times ... a three-team First-Team All-League and All-District honoree ... was selected as the First-Team All-Ohio goalkeeper as a senior ... coached by Joe Weaver.

Personal: Son of Kelly and Jeff Fleak ... born 5/5/93 ... has three siblings, Braden, Slone, and Skylar ... Braden played soccer at Wright State and Slone currently plays at Ohio Dominican ... plans to major in sports administration.

**NEWCOMERS****97****CHAD HANNAH**

Tampa, Fla. » Gaither

DL / 6-6 / 218 / Fr.-HS

A three-star recruit by ESPN.com and Rivals.com ... ESPN.com ranks him as the No. 121 defensive end in this year's signing class.

Gaither High School: As a senior, recorded 48 tackles (34 solo, 14 assists) and seven sacks, one forced fumble, and two pass breakups ... named to the First-Team Defensive Line 2010 All-Star Team by the Laker and was an honorable mention All-Hillsborough County choice by the Tampa Tribune ... named the Cowboys' Most Improved Defensive Player for 2010 ... coached by Mark Kantor.

Personal: Son of Colette and Chadwick Hannah ... born 8/13/93 ... has two siblings ... major undeclared ... also recruited by NC State, Rutgers, and USF.

**41****KEVIN HYLAND**

Cincinnati, Ohio » Elder

LB / 6-2 / 219 / Fr.-HS

Elder High School: Named to the GCL All-Star Football Team ... team captain ... also wrestles at Elder ... had a 40-6 record in 2009-10 ... was a Division 1 Ohio State Placer (4th) in 2010 ... named to the Cincinnati Enquirer Wrestling All-Star Team ... member of National Honor Society ... coached by Doug Ramsey.

Personal: Son of Martha and Gregory Hyland ... born 8/5/92 ... has two siblings, Gregory and Gilbert ... plans to major in business.

**52****DWIGHT JACKSON**

Miami, Fla. » Central

LB / 6-1 / 213 / Fr.-HS

A three-star recruit by ESPN.com, Rivals.com, and 247Sports.com ... joined the program in March of 2011 and participated in spring football..

Miami Central High School: Part of the Class 6A State Championship Team in 2010 ... played outside linebacker and defensive end ... earned a spot on the Third-Team Class 6A All-State Football Team ... named one of the Top 55 Players in Dade County by Scout.com ... as a junior, was a Third-Team 6A All-State linebacker and also earned First-Team All-Dade County honors ... coached by Telly Lockett.

Personal: Brother Antwan Darling played linebacker for the Bearcats in 2010 ... major undeclared ... also recruited by Kansas State, Kentucky, and Texas Tech.

**16****DAMON JULIAN**

Sicklerville, N.J. » Winslow Twp. » Pierce CC

WR / 6-2 / 209 / Jr.-JC

Comes to UC after leading Los Angeles Pierce College in receiving for two-straight years ... named a three-star recruit by Rivals.com, and 247Sports.com ... high school teammate of UC junior DB Reuben Johnson.

Prior to UC: Led Pierce College with 57 receptions for a team-high 1,073 yards and 11 touchdowns ... averaged 107.3 yards per game and 18.8 yards per catch in 2010 ... also returned 10 punts for 143 yards and a touchdown ... caught a team-high 43 balls for 808 yards and eight touchdowns in 2009 ... averaged 80.8 yards per game and 18.8 yards per catch ... coached by Efrain Martinez

Winslow Township High School: Caught 29 balls for 674 yards and nine touchdowns as a senior ... earned First-Team All-South Jersey honors at wide receiver ... coached by Mike McBride.

Personal: Major undeclared ... also recruited by New Mexico and South Florida.

**60****SAM LONGO**

Spring Valley, Ohio » Bellbrook » Ohio State

OL / 6-5 / 289 / So.-TR

Transfer from Ohio State will sit out this season due to NCAA transfer rules.

2010 (Ohio State): Saw game action against Eastern Michigan as a redshirt freshman.

2009 (Ohio State): Redshirted for the Rose Bowl and Big Ten champions

Bellbrook High School: Totaled 73 knockdowns, 31 tackles, 12 TFL, three sacks and two blocked kicks in six games as a senior at Bellbrook High ... offensive line MVP for Coach Kevin Basinger ... second team all-Ohio ... Buckeye Blue Chip and Big 33 teams ... state qualifier in shot put and discus as a junior ... placed in the top five at USATF Junior Olympics

Personal: Son of Eugene and Sandra Longo ... father was a linebacker at Ohio State (1981-84) ... major undeclared.

**8****JORDAN LUALLEN**

Greenwood, Ind. » Center Grove » Georgia Tech

QB / 6-3 / 214 / So.-TR

2010: Sat out the season due to NCAA transfer rules.

2009 (Georgia Tech): Redshirted as a true freshman... often imitated the next week's opposing quarterback for the scout team ... named to the ACC Academic Honor Roll for 2009-10.

Center Grove High School: Scout.com 4-star recruit ... No. 26 QB in the nation (Scout.com) and No. 22 QB (ESPN.com) ... a top-10 dual threat quarterback (Scout and Rivals) ... Offense/Defense All-American and National Player of the Year ... finalist for Indiana's Mr. Football Award and the Gatorade Player of the Year in 2008 ... earned all-conference, all-county, all-metro and Indianapolis Star Super Team honors as a senior ... was all-county, all-conference and honorable mention all-state as a junior ... led Center Grove HS to a state championship in 2008, rallying team from a 19-point deficit, earning MVP honors ... 2008 statistics: 46-for-85 passing for 941 yards, two interceptions, and 14 touchdowns; rushed for 622 yards on 84 carries in the Wing-T



NEWCOMERS

offense ... set school record for touchdown passes in a season and career, career completions and career completion percentage ... 2007 statistics: helped team to a 9-2 record, completed 60 percent of his passes for 756 yards and 12 touchdowns with no interceptions ... also rushed for 475 yards and 13 touchdowns ... set school record for single-season completion percentage ... coached by Eric Moore, earning three varsity letters as a quarterback and wide receiver ... also ran track (sprinter) for four years ... career statistics: 220-of-350 passing for 2,670 yards, 36 touchdowns and seven interceptions ... rushed for 1,646 yards and 36 TDs on 215 attempts.

Personal: Son of William and Michelle Luallen ... given name is Jordan William Luallen ... born Nov. 15, 1990 in Greenwood, Ind. ... has two older siblings, Whitney and Kelsey ... wants to be a college football coach ... began playing flag football at age six ... heavily involved with the Fellowship of Christian Athletes ... has served on two church missions, including a trip to Nicaragua ... considering a major in science, technology and culture, or economics.



50

INNOCENT MACHA
Cincinnati, Ohio » Roger Bacon

LB / 6-0 / 216 / Fr.-HS

Roger Bacon High School: Tallied 60 tackles, including 34 solo stops and 5.5 sacks as a senior ... named First-Team All-Greater Catholic League at defensive end ... also won Roger Bacon's Best Defensive Lineman and Ironman Awards ... was a finalist in the 2011 National Achievement Scholarship Program ... served in the student senate ... played for Coach Kevin Huxel.

Personal: Son of Valentina and Dr. Stephen Macha ... mother is a UC grad ... father is a researcher in the department of chemistry at UC ... was born in Moshi, Tanzania ... intends to major in biology and plans on going to medical school.



70

BRANDON MITCHELL
Cincinnati, Ohio » Withrow

DL / 6-2 / 320 / Fr.-HS

Named a three-star recruit by ESPN.com, Rivals.com, Scout.com, and 247Sports.com.

Withrow High School: Tallied 38 tackles and a pair of sacks on the season ... named Division I Third-Team All-Ohio ... earned 2010 Football All-Star honors from the Cincinnati Enquirer ... also a standout wrestler who has posted a 19-2 record on the mat in 2011 ... earned First-Team All-CMAC honors on both offensive and defensive line in 2009 ... coached by Doc Gamble.

Personal: Son of Shannon Nicole ... intends to major in criminal justice.



15

CHRIS MOORE
Tampa, Fla. » Thomas Jefferson

WR / 6-1 / 175 / Fr.-HS

Named a three-star recruit by Rivals.com, Scout.com, and 247Sports.com ... Rivals.com ranks him as the No. 94 receiver overall while Scout.com lists him at No. 113.

Thomas Jefferson High School: Helped lead Jefferson to an undefeated season and the Class 3A State Championship ... hauled in 49 catches for 1,500 yards and 21 touchdowns in 2010 ...

averaged 107.1 yards per game and 30.61 yards per catch ... led 3A District 8 in receiving yards, yards per catch, and receiving touchdowns ... named Class 3A All-State Honorable Mention in 2010 ... was Jefferson's second-leading receiver in 2009 with 31 receptions for 779 yards and five touchdowns ... had a big game in the Dragons' spring jamboree win over Plant when he caught two touchdowns, including a 51-yard scoring pass on Jefferson's first play from scrimmage ... coached by Mike Fenton.

Personal: Son of Jennifer Moore ... born 6/16/93 ... major undeclared ... also recruited by Illinois, Texas Tech, and West Virginia.



82

MAX MORRISON
Kenton, Ohio » Kenton

WR / 6-1 / 166 / Fr.-HS

Kenton High School: A three-star recruit by Scout.com ... An all-state Division IV choice ... led the nation in receptions, with 142, and yardage, with 2,033 ... also caught 27 touchdown passes, averaging 169.4 yards per game and 14.32 yards per catch ... earned a spot on the 2010 U.S. Air Force Medium Schools All-American Team ... finished his career among the all-time receiving leaders with 289 catches, 4,147 yards and 56 touchdowns ... tallied 98 receptions for 1,510 yards and 19 touchdowns as a junior ... coached by Mike Mauk.

Personal: Son of Tracy and Rick Morrison ... father Rick was a wide receiver at Ball State ... his late grandfather Joe played halfback, quarterback and defense at UC from 1956-58 before playing in the NFL for the New York Giants and later serving as the head coach at the University of South Carolina ... uncle is former Michigan head coach Gary Moeller ... born 6/16/92 ... has two sisters, Kaylee and Jenna ... intends to major in criminal justice.

A three-star recruit by Rivals.com and Scout.com.



92

SILVERBERRY MOUHON
Norcross, Ga. » Norcross

DL / 6-4 / 233 / Fr.-HS

Norcross High School: As a senior, finished with 80 tackles, 11 sacks and a defensive touchdown ... named a Second-Team all-Gwinnett County selection ... coached by Keith Maloof.

Personal: Born 7/3/93 ... intends to major in biology ... also recruited by Maryland and Syracuse.

**NEWCOMERS****92****DANIEL MURRAY**


San Diego, Calif. » Torrey Pines

OL / 6-3 / 284 / Fr.-HS

Named a three-star recruit by ESPN.com, Rivals.com, Scout.com, and 247Sports.com ... Scout.com ranks him as the No. 67 offensive lineman.

Torrey Pines High School: A three-year starter for the Falcons ... helped pave the way for an offense that averaged 227.6 yards rushing and 34.6 points per game in 2010 ... named Second-Team All-State by Cal-Hi Sports ... took home First-Team All-CIF accolades as well as First-Team All Palomar League honors ... won a spot on the San Diego Union Tribune's All-Academic Team and later the paper's First Team which recognizes athletic and academic accomplishments ... earned the team's Most Valuable offensive lineman award ... coached by Scott Ashby.

Personal: Son of Bev and Brian Murray ... major undeclared ... also recruited by Kentucky and USE.

**74****JUSTIN MURRAY**

Cincinnati, Ohio » Sycamore

OL / 6-5 / 245 / Fr.-HS

A three-star recruit by ESPN.com, Rivals.com, and Scout.com ... Rivals.com lists him as the No. 64 offensive line prospect and the No. 42 player in the State of Ohio ... OhioVarsity.com lists him as the No. 13 offensive lineman in Ohio ... Scout.com ranks him as the No. 68 offensive lineman.

Sycamore High School: A two-year starter for the Aviators ... named a 2010 Football All-Star by the Cincinnati Enquirer ... a two-time First-Team All-Greater Miami Conference selection in 2009-10 ... also lettered in track and field ... earned First-Team All-GMC honors in both the shot put and discus and was named GMC Field Athlete of the Year in 2010 ... coached by Scott Dattilo.

Personal: Son of Vikki Murray ... mother is a UC graduate ... born 4/19/93 ... has one brother; Brandon ... volunteers with the House of God Church ... cousin Rico Murray plays for the Cincinnati Bengals ... intends to major in criminal justice.

**17****MALCOLM MURRAY**

Glendale, Calif. » Junipero Serra » Mount SAC

DB / 6-1 / 195 / Jr.-JC


Enrolled at UC in January, 2011 and will participate in spring football ... a four-star recruit by rivals.com and 247Sports.com ... named to 247Sports Top-25 Junior College Players for the 2010 season.

Junior College: Helped lead Mt. SAC to a 13-0 season and their second consecutive State and National Community College Championship in 2010 ... totaled 77 tackles, 10 interceptions, including two returns for touchdowns, and eight pass break ups during his Mounties career ... was eighth on the squad in 2010 with 38 tackles, including 28 solo stops ... led the team with four interceptions and 45 return yards ... also had two fumble recoveries, a pass break up and a quarterback hurry ... tallied 39 stops in 2009, playing in 13 games for the Mounties ... tied for

the team lead with six interceptions ... tallied 132 return yards and a touchdown ... also had 4.5 tackles for a loss and seven pass breakups.

Junipero Serra HS: An all-CIF selection as well as an all-state pick in talent-laden California.

Personal: Born Jan. 16, 1990, in Los Angeles, Calif. ... son of Peggy and Fred Murray ... has a younger brother Marquis ... plans to major in criminal justice.

**28****TRENIER ORR**

Winter Garden, Fla. » Ocoee

DB / 5-11 / 180 / Fr.-HS

A three-star recruit by Rivals.com ... as a top-200 defensive back by ESPN.com ... standout at wide receiver but projects as a defensive back at UC.

Ocoee High School: Caught 47 passes for 628 yards and one touchdown as a senior ... also rushed for six touchdowns and scored on a kick return ... named Second Team All-Orange County and to the Honorable Mention All-Metro team ... holds numerous school records in catches in a season (47 catches-2010), yards in a season (628 yards-2010), career total catches (60 catches), and career total yards (822 yards) ... totaled close to 1,000 total yards of offense ... coached by Clint Michael Moles.

Personal: intends to major in sports administration ... also recruited by Colorado State and Illinois.

**36****BEN POOLER**

Morristown, N.J. » Lawrenceville » Maryland

LB / 6-3 / 232 / Sr.-TR

Transfer from Maryland enrolled in graduate school at UC ... has one year of eligibility remaining ... has played all three linebackers spots.

2010 (Maryland): Missed the entire season with an injury.

2009 (Maryland): Played in 11 games, making five starts at Will linebacker, including four of the last five games ... ranked third on the team in TFLs (6.5) and fourth in sacks (3.0) ... had five tackles in the season opener vs. Cal (9/5) ... did not see action vs. MTSU (9/19) ... got his first career start against Virginia (10/17), subbing for an injured Demetrius Hartsfield ... made five tackles, including 2.0 TFLs and one sack, vs. the Cavaliers ... also started the next four games ... led all tacklers with a career-high 13 against Duke (10/24), also tallying 2.5 TFLs, one sack and a forced fumble ... second on the team in tackles (10), including a career-best seven solo stops, against NC State (11/7) ... recorded a TFL for the fourth straight game against the Wolfpack ... started at Will LB vs. Virginia Tech (11/14), though Hartsfield returned to action ... had three stops vs. the Hokies.

2008 (Maryland): Played in one game as a reserve linebacker ... injured his knee in his lone appearance (vs. EMU, 9/20) and missed the remainder of the season ... was serving as the backup to MLB Alex Wujciak at the time ... tested out as one of the fastest inside linebackers in the spring.

2007 (Maryland): Redshirted ... served as a reserve linebacker ... suffered a knee injury in the preseason and was not at full strength until the last month of the regular season.

Lawrenceville School: A two-year starter at fullback and outside linebacker ... ranked No. 15 among New Jersey prospects and No. 47 nationally among outside linebackers by Rivals.com ... ranked No. 42 nationally among outside linebackers by Scout, Inc. ... an all-state prep selection as a senior ... an All-Mid-Atlantic Prep League selection as a senior when he was team captain ... had 47 tackles, including 34 solo stops and four sacks, in nine games as a junior ... also had one interception, while rushing for 716 yards and hauling in 15 passes for 182 receiving yards ...



NEWCOMERS

earned honorable mention all-prep accolades as a junior by the Trenton Times ... also recruited by Rutgers and Boston College ... coached by Ken Mills.

Personal: Parents are Michael and Jamie Pooler ... father played basketball at Frostburg State ... made the dean's list his final semester of high school ... earned a bachelor's degree in American studies from Maryland.



SHANE POPHAM

Crestview Hills, Ky. » Covington Catholic » Wake Forest

K/P / 6-0 / 182 / Sr.-TR

2010 (Wake Forest): Ranked ninth in the ACC in punting average (37.1/punt) ... has placed 12 kicks inside the 20-yard line this season and 49 in his career ... punted the ball five times in season opener against Presbyterian (9.2), averaging just more than 40 yards a kick with a long of 46 ... averaged 42 yards a punt on five kicks with a long of 48 against Duke (9.11) ... had five punts against Stanford (9.18), averaging 40 yards a punt with a long of 44 ... had a season-long 52 yard punt and averaged 42.8 yards a kick with two kicks inside the 20-yard line against Florida State (9.25) ... punted eight times against Georgia Tech (10.2), averaging 35 yards a kick with a long of 46 ... placed three kicks inside the 20 vs. the Yellow Jackets ... had four punts against Navy (10.9), including a career-long 63 yard boot ... punted eight times at Virginia Tech (10.16), averaging 35.2 yards a kick ... booted six punts at Maryland (10.30), averaging 32.7 yards a punt with a long of 44 ... had three punts for 99 yards vs. Boston College (11.6) ... punted seven times for 245 yards at NC State (11.13) ... kicked seven punts against Clemson (11.20), placing one inside the 20-yard line ... punted seven times against Vanderbilt with a long of 48 yards, a 38.3 yards per punt average, and one dropped inside the 20 ... also kicked off twice for a 59.5 yards per kick average.

2009 (Wake Forest): Served as Wake Forest's starting punter for a second consecutive year ... averaged 39.2 yards per punt on the season but showed marked improvement later in the year ... averaged 46 yards or better in two of the last three games ... averaged 41.9 yards per punt over the last four games and 42.1 yards over the last three contests ... had five games in which he averaged 40 yards or better ... handled all PATs and field goals through the first two games ... converted a 20-yard field goal against Stanford (Sept. 12) ... was replaced by Jimmy Newman as the placekicker during Week 3 ... maintained his punting chores throughout the season ... missed 2010 spring practice after undergoing off-season knee surgery ... named to ACC Academic Honor Roll.

2008 (Wake Forest): Was pressed into duty against Clemson (Oct. 9) when starter Sam Swank suffered a strained quadriceps muscle in practice the week of the game ... handled all punting and placekicking duties for the next six games ... when Swank returned to action against Boston College (Nov. 22), Popham continued to handle the punting and kickoff chores ... was the starting punter in the final three games of the year following Swank's return ... led the team with a 39.2 punting average ... averaged 41.2 yards per punt over the last five games ... placed 11 of 30 punts during that time inside the opponents' 20-yard line ... averaged 40+ yards per punt in four of the final five games ... shared kickoff responsibilities with Andrew Wright during Swank's absence ... made his collegiate debut against Clemson and booted field goals of 22 and 32 yards in the 12-7 win ... had four punts downed inside the Clemson 20 that night ... scored a season-high 11 points vs. Duke with three field goals including the overtime winner from 28 yards out ... named ACC Special Teams Player of the Week on Nov. 3 following his performance against the Blue Devils ... finished the year by making each of his last four field goal attempts ... longest field goal of the year was 44 yards vs. Duke (Nov. 1) ... Had a career-long punt of 59 yards vs. Vanderbilt (Nov. 29) ... named Academic All-ACC and selected to ACC Academic Honor Roll.

2007 (Wake Forest): Redshirted the year ... named to ACC Academic Honor Roll.

Covington Catholic High School: Earned first team all-state honors as a senior ... named first team all-state by the Louisville Courier-Journal, Associated Press and Kentucky Bluegrass Preps ... named the Maxpreps.com Field Kicker of the Year in 2006 ... helped the Colonels win the 2006 3A state championship ... set the state record with 18 field goals as a senior (in 27 attempts) ... booted a 57-yard field goal, a school record and the second-longest in state history ... also connected on 56 straight PATs, the third-longest streak in state annals ... had four field goals of

longer than 50 yards as a senior including a pair of 54-yarders and a 53 ... backed up a pair of kickers who moved on to Division I football including Michael Awadalla (Northwestern) and Tony Roch (Kentucky) ... made 44 career field goals ... was 85 of 86 for career PATs ... averaged 39.1 yards per punt with a long of 67 yards ... also played third base in baseball ... was a 3-A region all-star in baseball ... was ranked the No. 13 kicker in the nation and first in Kentucky.

Personal: Son of Greg and Cheryl Popham ... born September 14, 1988 ... last name is pronounced "POP-um" ... earned a degree in business and enterprise management with a minor in entrepreneurship and social enterprise from Wake Forest ...

POPHAM'S CAREER PUNTING STATS

YEAR	G	NO	YDS	AVG	IN20	LP/OPPONENT
2008	9	54	2115	39.2	19	59/Vanderbilt
2009	12	54	2098	38.9	18	57/Georgia Tech
2010	11	64	2365	37.0	12	63/Navy
TOTALS	32	172	6578	38.2	49	63/Navy

POPHAM'S CAREER KICKING STATS

YEAR	FG-A	Pct.	0-19	20-29	30-39	40-49	50+	PAT	PTS
2008	7-12	58.3	0-0	5-6	1-2	1-4	0-0	9-9	30
2009	1-2	50.0	0-0	1-1	0-1	0-0	0-0	6-6	9
2010	0-0	0.0	0-0	0-0	0-0	0-0	0-0	0-0	0
TOTALS	8-14	57.1	0-0	6-7	1-3	1-4	0-0	15-15	39



JAMEEL POTEAT

Harrisburg, Pa. » Bishop McDevitt

RB / 5-10 / 202 / Fr.-HS

A four-star recruit by Rivals.com, Scout.com, and 247Sports.com ... MaxPreps.com lists him as the No. 6 tailback nationally and No. 51 player overall ... Rivals.com ranks Poteat as the No. 6 player in Pennsylvania, the No. 15 running back nationally, and lists him on the 2011 Rivals250 ... Sporting News ranks him as the No. 76 recruit nationally.

Bishop McDevitt High School: Helped lead the Crusaders to the PIAA Class AAA championship game as well as a 2010 AAA District III Championship ... rushed for 1,724 yards and 31 touchdowns this season and finished his career at McDevitt as the school's all-time leader with 84 total touchdowns ... named to the Associated Press AAA 2010 All-State Team ... selected to play in the 2011 PNC Big 33 Football Classic ... named a finalist for the 2010 Mr. PA Football Award ... as a junior, ran for 1,664 yards on 269 carries for 27 touchdowns, leading the Crusaders in those categories ... totaled 4,832 yards rushing through his prep career ... coached by Jeff Weachter.

Personal: Son of Linda and Jamil Poteat ... born 1/19/93 ... cousin of NFL defensive back Hank Poteat ... intends to major in criminal justice ... also recruited by: USC, Notre Dame, Florida, Pittsburgh, and West Virginia.



NEWCOMERS



48


MATT STAUBACH

Cincinnati, Ohio » McNicholas

TE / 6-5 / 247 / Fr.-HS

McNicholas High School: Led McNicholas to Ohio's Division III state semi-finals in 2010 ... named the Cincinnati Enquirer's Division III Player of the Year ... earned First-Team All-GCL Central honors ... rushed for 1,196 yards and scored 22 touchdowns out of the triple-option package ... threw for 878 yards along with nine touchdowns ... rushed for 717 yards on 154 attempts as a junior, scoring 11 touchdowns ... coached by Steve Klonne.

Personal: Son of Paul and Laura Staubach ... born 1/27/93 ... has four siblings, Sara, Michael, Hannaf, and Maria ... plans to major in biology.



27

AKISE TEAGUE

Youngstown, Ohio » Ursuline

RB / 5-8 / 183 / Fr.-HS

Ohio's Mr. Football for the 2010 season, the first UC commit to have won that award ... a two-star recruit by ESPN.com, Rivals.com, and Scout.com ... named the No. 1 running back in Ohio by OhioVarsity.com ... name is pronounced ah-KEES TEEG.

Ursuline High School: The winner of the 24th annual Associated Press Ohio Mr. Football award ... also AP's Ohio Division V Offensive Player of the Year and a First-Team all-Ohio selection ... broke an Ohio Division V state record, and tied a state record for all divisions, with five touchdowns in the 2010 Ohio Division V State Championship Game ... joins Bo Delande of Hilliard Davidson (Div. I, 2006) and former Bearcat Delbert Ferguson also of Ursuline (Div. IV, 2000) in scoring five total touchdowns in the championship game ... Teague had a 73-yard touchdown reception and added rushing touchdowns of 46, 65, 17, and 42 yards in the game, finishing with 405 all-purpose yards in the championship (249 rushing, 94 receiving, 42 kick return, 20 punt return) ... in fifteen games this season for the undefeated state champions, he rushed 227 times for 2,472 yards, caught 35 balls for 842 yards, scored 45 offensive touchdowns, returned 15 kicks for 464 yards, and 15 punts for 319 yards ... on defense he had six interceptions returning three for scores ... part of three consecutive State Championship teams ... tallied 182 all-purpose yards and scored three touchdowns in the 2011 PNC Big 33 Football Classic ... named the Ohio MVP of the game ... coached by Dan Reardon.

Personal: Son of Sybrenia Boleware ... born 11/30/91 ... has five siblings, Matthew, Emma, Montazia, Patrick, and Auze ... intends to major in business ... also recruited by Wisconsin, Ohio State, Penn State, and Nebraska.



43

NICK TEMPLE

Indianapolis, Ind. » Warren Central

LB / 5-10 / 215 / Fr.-HS

A three-star recruit by ESPN.com, Rivals.com, Scout.com, and 247Sports.com ... Rivals.com and Scout.com rank him as the No. 38 safety overall while Rivals has him listed as the No. 6 player in

the State of Indiana ... enrolled at UC in March of 2011 and took part in spring football.

Warren Central High School: Pegged by the Indianapolis Star as the state's top linebacker ... helped lead the Warriors to a State Championship in 2009 and a Metropolitan Interscholastic Conference title in 2010 ... won the Indiana High School Football Coaches Mr. Football Position Award at linebacker ... named a Class 5A All-State selection ... tallied 59 tackles, including 31 solo stops, four sacks, four passes defended, two forced fumbles, and two fumble recoveries ... scored a pair of touchdowns ... earned MIC All-League honors ... registered 135 tackles, 12 tackles for loss, nine sacks, one interception and three pass breakups ... coached by John Hart.

Personal: Son of Karmyn Brandon ... born 9/3/93 ... has two siblings, Cameron and Natasha ... intends to major in business ... also recruited by Louisville, West Virginia, and Wisconsin.



49


ISIAH VAUGHN

Maple Shade, N.J. » Pennsauken

DB / 6-0 / 200 / Jr.-JC

Joins UC after two years at Pierce College in Los Angeles, Calif. ... junior college teammate of fellow Bearcat Damon Julian ... recorded six tackles and two pass break ups in 2010 ...

Personal: Grandson of Rona Pierce ... has two sisters Tatum and Tesha ... born Oct. 3, 1989 ... intends to major in criminal justice.



7

SHAQ WASHINGTON

Maple Hts., Ohio » Maple Hts.

WR / 5-9 / 159 / Fr.-HS


Enrolled at UC in January, 2011 and will participate in spring football ... played quarterback in high school, but will transition to inside receiver at UC ... a three-star recruit by Rivals.com, Scout.com, ESPN.com, and 247Sports.com ... 247Sports ranks him as the No. 18 recruit in the state of Ohio.

Maple Hts. High School: Washington was a two-time Plain Dealer Offensive Player of the Year ... tallied 1,730 yards of total offense and scored 20 TDs in the regular season ... completed 72 of 114 passes (63 percent) for 1,243 yards, a 17-yard average per completion ... threw 14 touchdown passes with one interception ... rushed 60 times for 487 yards (8.1-yard average) and six touchdowns ... holds a career 24-3 record as a starter, 9-1 in the playoffs, and led the Mustangs to the 2010 OHSAA Division II State Championship ... accounted for all seven of Maple Hts. scores in the state championship rushing or passing ... coached by Todd Filtz.

Personal: Son of Leila and Terence Washington ... born 6/12/93 ... has two siblings, Javon and Nate Ortiz ... wrote a blog documenting his recruiting process for the Cleveland Plain Dealer ... intends to major in communications.



NEWCOMERS



13

STEPHEN WEATHERFORD


Odessa, Fla. » Land O'Lakes

QB / 6-3 / 184 / Fr.-HS

Named a three-star recruit by ESPN.com, Rivals.com, and 247Sports.com ... tabbed as a two-star prospect by Scout.com ... ESPN.com ranks him as the No. 44 signal caller in the 2011 class ... enrolled at UC in March of 2011 and took part in spring football ... one of four brothers to play college football.

Land O'Lakes High School: Finished his senior season with 2,136 passing yards and 30 touchdowns against only six interceptions ... also ran for 500 yards and six more scores ... led Class 3A District 7 in passing yards (237.3 ypg) and total offense (290.2 ypg) ... the three-year starter completed 393-of-661 passes for 6,090 yards, 74 touchdowns and 23 interceptions in his prep career ... those numbers fell 1,568 yards and six touchdown passes shy of breaking the Pasco County career mark set by older brother and former Florida State passer Drew Weatherford ... named The Tampa Tribune's 2009 Football Athlete of the Year for Pasco County as a junior ... also named a Second-Team All-State Athlete for 3A classification ... completed 128 of 206 passes for 2,052 yards, and 27 touchdowns that year ... as a sophomore, his first full season as a starter, completed 94 of 158 passes for 1,254 yards, and 10 scores ... Coached by Matt Kitchie.

Personal: Son of Bill and Cathy Weatherford ... born 4/3/92 ... one of eight children ... brothers Joe (QB) and John (LB) play at West Georgia ... brother Drew played at Florida State ... brother Will is a state representative in Florida ... grandfather, Bill Weatherford, played football at SMU in the same backfield with the legendary Doak Walker ... father Bill, also played football at SMU as a quarterback ... also recruited by Boston College, SMU, and USF.



61


KIRK WILLIS

Granville, Ohio » Granville

LS / 6-2 / 227 / Fr.-HS

Granville High School: Ranked one of the top long snappers in the nation by RayGuy/Prokicker and Kohl's Kicking for the 2011 recruiting class ... has 360 successful snaps under his belt in high school, serving as the varsity snapper since his freshman campaign ... team captain ... earned First Team All-Mid-State League-Ohio honors on the Offensive Line and a spot on the All-Central District Team Special Mention at offensive line ... as a junior, helped lead Granville to the Mid-State League-Ohio Champions ... an All-Mid-State League-Ohio Second Team selection on the offensive line ... also a All-Central District Team honorable mention honoree on the offensive line ... named Granville's Special-Team Player of the Year ... on track to earn twelve varsity letters ... also wrestles and plays lacrosse ... coached by J.R. Wait.

Personal: Son of Krista and Bill Willis ... father played football at Denison University ... born 10/14/92 ... youngest of 3 children ... has a brother Grant and sister Kaleigh ... major undecided.



98

CHAD WEST

Perry, Ohio » Perry

DL / 6-6 / 240 / Fr.-HS

Ranked as a three-star recruit by ESPN.com, Rivals.com, and Scout.com ... ESPN.com ranks him in the top-115 of defensive linemen in the 2011 class.

Perry High School: Earned First-Team Division IV All-Ohio honors as a senior after notching 83 tackles, 11 tackles for loss, and eight sacks ... also earned a spot on the 2010 Associated Press First Team Northeastern Lakes All-District squad, the Lake County Touchdown Club Division B All-Star team, and was named a 2010 News-Herald First-Team All-Star ... totaled 107 tackles, six sacks and two blocked punts as a junior ... named Special Mention Division IV All-Ohio and earned All-Lake County accolades ... coached by Matt Rosati.

Personal: Son of Kristen Berg and Kurt West ... born 1/9/93 ... has five siblings, Ryan, Lauren, Tyler, Gabrielle, and Nadia ... intends to major in business ... also recruited by Kansas, Syracuse, and West Virginia.



BUTCH JONES

HEAD FOOTBALL COACH

FIFTH SEASON OVERALL » SECOND AT CINCINNATI » FERRIS STATE '90

Butch Jones, who was named the head coach at the University of Cincinnati on Dec. 16, 2009, is in his second season at the helm of the Bearcats program.

Since arriving in Cincinnati, Jones has made an immediate impact, building a staff of championship-level coaches and teachers, as well as an atmosphere of competition and family, while also overseeing an academic program of great success.

The team's GPA has stayed consistently at a 2.7 or above since Jones' arrival. Nineteen players were named Academic All-BIG EAST and John Goebel earned the 2010 American Eagle Outfitters BIG EAST Football Scholar-Athlete of the Year award.

UC was honored with the 2010-11 BIG EAST Team Academic Excellence Award. The football team achieved a 2.68 GPA for the 2010-11 year, including an all-time team record of a 2.9 team GPA for the 2011 Winter Academic Quarter.

Much of the academic success can be credited to the start of the Bearcat Olympics program. The Bearcat Olympics program was started in 2009 by Coach Jones. Players are grouped into teams and they compete during the offseason in a number of activities, including academics, community service, and workouts.

In 2010, the Bearcats led the BIG EAST in scoring offense (27.1 ppg), total offense (417.3 ypg), passing offense (260.7 ypg), first downs (21.9 pg), third-down conversions (45.6 pct.), and touchdown passes (27). Wide receiver Armon Binns and quarterback Zach Collaros were both First-Team all-BIG EAST selections while five other teammates earned all-BIG EAST honors.

In four years as a collegiate head coach, Jones holds a 31-21 mark, a 22-8 record in conference play, three bowl appearances, and a pair of league championships.

Prior to leading the Bearcats, Jones spent three seasons at Central Michigan University, leading the Chippewas to a pair of Mid-American Conference Championships and three-straight bowl appearances from 2007-09.

Jones continued the Chippewa program's renaissance, going 27-13 over three seasons, including a 22-3 mark in league games, winning a pair of MAC Championships (2007, 2009), playing in three-straight bowl games, and earning a postseason ranking of No. 23 in 2009. He is the only coach in CMU history to lead the team to consecutive bowl games and is the first in MAC history to do it in his first three seasons as head coach.

Jones coached 32 all-MAC performers, including two-time MAC Offensive Player of the Year and 2009 MAC Vern Smith Leadership Award winner Dan LeFevour, and two-time MAC Special Teams Player of the Year Antonio Brown. Under his tutelage, 13 student-athletes earned Academic all-MAC accolades.

LeFevour had an NCAA Football Bowl Subdivision Record 148 career touchdowns (101 passing, 46 rushing and one receiving). His 101 career passing TDs, are the most in MAC history.

The Chippewas were 12-1 in MAC road games under Jones and earned two-straight wins over Big Ten teams.

In 2007, Jones became only the ninth first-year head coach to lead his team to a Mid-American Conference championship. The Chippewas' eight victories marked the second-most of any CMU coach in his debut season, and Jones was one of three first-year head coaches nationwide to coach in a bowl game.

The Chippewas clinched the 2007 MAC West Division title with a 34-31 win at Western Michigan, CMU's first win in Kalamazoo since 1993. CMU went on to defeat Miami (OH), 35-10, four weeks later in the MAC Championship Game, a win that secured a spot in the Motor City Bowl.

The 2008 season was highlighted by another win over Western Michigan, 38-28, in front of a record crowd at Kelly/Shorts Stadium and a 37-34 win on the road at Indiana. The victory over the Hoosiers was CMU's first against a Big Ten opponent since 1992. CMU capped the 2008 season with its third consecutive appearance in the Motor City Bowl.

CMU led the MAC in both all-conference and academic all-conference selections in 2007, and the Chippewas' seven All-MAC first team selections in 2008 were the most for the program since 1990. During a two-year span, CMU collected the league's offensive player of the year (Dan LeFevour, 2007, '09), freshman of the year (Antonio Brown, 2007) and special teams player of the year (Antonio Brown, 2008, '09) honors. LeFevour earned the offensive player of the year accolade after becoming just the second player in NCAA history to pass for 3,000 yards and rush for 1,000 yards in the same season.

Prior to becoming the Chippewas' head coach, Jones spent a total of 11 seasons as an assistant at the NCAA Football Bowl Subdivision level. He served as the offensive coordinator at three different schools, spanning eight seasons, and worked directly with 24 all-conference selections in 15 years as a full-time position coach.

A native of Michigan and a former offensive coordinator at CMU, Jones returned to Mount Pleasant after spending the 2005 and 2006 seasons as an assistant coach under Rich Rodriguez at West Virginia University. West

THE BUTCH JONES FILE



PERSONAL INFORMATION



Date of Birth: Jan. 17, 1968 in Saugatuck, Mich.
High School: Saugatuck (Mich.)
Education: Ferris State (1990)
Wife: Barb
Children: Alex, Adam, Andrew

COACHING EXPERIENCE

Years	Team	Position
1987-89	Intern	Tampa Bay Buccaneers
1990-92	Graduate Assistant	Rutgers
1993-94	Offensive Coordinator	Wilkes
1995	Running Backs	Ferris State
1996-97	Offensive Coordinator	Ferris State
1998	Tight Ends	Central Michigan
1999	Wide Receivers	Central Michigan
2000	Running Backs	Central Michigan
2001-03	Offensive Coordinator	Central Michigan
2004	Running Backs	Central Michigan
2005-06	Wide Receivers	West Virginia
2007-09	Head Coach	Central Michigan
2010-	Head Coach	Cincinnati

HEAD COACH YEAR-BY-YEAR RECORD

Year	School	Overall	Conference
2007	Central Michigan	8-6	6-1
	<i>MAC Champions, Motor City Bowl</i>		
2008	Central Michigan	8-5	6-2
	<i>Motor City Bowl</i>		
2009	Central Michigan	11-2	8-0
	<i>MAC Champions, Motor City Bowl</i>		
2010	Cincinnati	4-8	2-5
TOTALS		31-21	22-8



WHAT THEY'RE SAYING ABOUT BUTCH JONES

"The University of Cincinnati could not have made a better decision than naming Butch Jones as head coach. Why? Space does not permit the inclusion of all reasons, but if you value integrity, academics, loyalty, hard work, and winning football, with more than a dash of excitement, than you will love what the future holds for college football in the Queen City! Butch Jones is someone that I have known for a while, and it did not take long for me to believe in him, and what he represents. He's a winner in every sense of the word, a man that you will value and appreciate coaching your son. The Bearcats roar will continue to be heard with Butch Jones leading the pack!"

CHARLES DAVIS

FOX College Football & NFL Analyst (2007-present)

"Butch Jones is a proven winner. He is a student of the game of football, innovator who believes in big offense and a strong defense wrapped around a true team dynamic. He truly believes that we comes before me."

DR. GREGORY H. WILLIAMS

University of Cincinnati President

"I have spent my entire life around the coaching profession. My life has been shaped both positively and negatively by many of those coaches. In my opinion, coaches are the most influential figures in an athlete's life. As I look at the landscape of football in America, it is obvious to me that we need more people like Butch Jones coaching our young men. Coaching is about helping each individual maximize their human potential within the framework of the team: This is exactly what Butch Jones does! Butch is a visionary! He knows specifically what each player and the program he leads will need to be successful, and has the expertise to implement the strategies for everybody to reach their dreams. I can think of no better man than Butch Jones to entrust a young man or program to."

TRENT DILFER

Current ESPN Analyst | Super Bowl winning QB

"Butch Jones is one of my favorite college football coaches. His approach to the game is the perfect mix of intensity, intelligence, emotion, and having fun. His teams always work hard and smart to develop an edge and they play with great effort and enthusiasm. I wish I could have played for him; it would have been a blast."

RAY BENTLEY

Current ESPN Analyst | Former NFL Linebacker

"Butch Jones is a perfect fit for the University of Cincinnati. He took the program at Central Michigan to the next level and will do the same at Cincinnati. His innovative offensive ideas, coupled with a great recruiting base in the Cincinnati area will ensure Butch Jones' Bearcats will remain a power in the BIG EAST Conference."

KIRK HERBSTREIT

Current ABC Analyst and ESPN College GameDay Analyst



Virginia, employing a spread offensive attack, ranked second in Division I-A in rushing offense (303.0 ypg), third in scoring offense (38.9 ppg) and fifth in total offense (461.4 ypg) in 2006.

Jones translated that success to CMU. In 2007, the Chippewas were the only team to rank in the top four in the MAC in scoring offense (first, 33.8 ppg), total offense (second, 447.9 ypg), rushing offense (third, 182.8 ypg) and passing offense (fourth, 265.1 ypg). In 2008, CMU ranked second in the conference in both passing (289.8 ypg) and total offense (423.5), and the passing attack ranked 12th nationally.

CMU scored 30 or more points in 16 games during Jones' tenure; the Chippewas posted at least 40 points seven times, including three 50-point efforts. The 2007 and 2008 campaigns are the program's highest scoring seasons since CMU joined the MAC in 1975.

In two seasons at West Virginia, Jones was part of teams that recorded back-to-back 11-win campaigns, a pair of top-10 national rankings and victories in the 2006 Sugar Bowl and 2007 Gator Bowl.

Jones spent a total of 11 seasons as an assistant at the Division I-A level. He served as the offensive coordinator at three different schools, spanning eight seasons, and worked directly with 24 all-conference selections in 15 years as a full-time position coach.

Jones filled a variety of roles during his first stint at CMU (1998-2004), including serving as offensive coordinator from 2001-03. The Chippewas averaged just 271.5 yards per game and 12.5 points per game in 2000; in 2001, Jones' first season directing the offense, those averages jumped to 379.5 yards per game and 22.8 points per game, respectively. He coached three different running backs who earned first or second team all-MAC honors.

A 1990 graduate of Ferris State University where he was a two-year letterman on the football team, Jones broke into the coaching ranks while still an undergraduate by serving as intern for the Tampa Bay Buccaneers from 1987-89.

He spent the 1990-92 seasons as a graduate assistant at Rutgers University before taking over as the offensive coordinator at Wilkes University in 1993. He directed an offense at Wilkes that led the Middle Atlantic Conference in scoring offense and total offense in 1993, a season in which it won a conference title and qualified for the NCAA Division III Playoffs.

Jones returned to his alma mater in 1995 as a running backs coach, only to be promoted to offensive coordinator for the 1996 season. The Bulldogs, while leading the Midwestern Intercollegiate Football Conference in total offense and scoring offense, won a second consecutive MIFC championship in 1996 and advanced to the NCAA Division II Quarterfinals.

Jones, 42, and his wife Barb are the parents of three children: Alex, Adam, and Andrew.



KERRY COOMBS

ASSOCIATE HEAD COACH/SPECIAL TEAMS COORDINATOR/DEFENSIVE BACKS
FIFTH SEASON » DAYTON '83

Kerry Coombs, who directed Colerain High School in suburban Cincinnati to a Division I state championship (2004) and four other semifinal appearances, is in his fifth season at UC coaching the defensive backs.

Following the close of UC's BIG EAST Conference Championship winning season in 2008, he was promoted to Associate Head Coach. He took on the additional role of special teams coordinator entering 2010.

Coombs has been recognized in each of the past four seasons as one of the BIG EAST's top recruiters by Rivals.com.

In 2010, four of Coombs' defensive backs, Reuben Johnson, Drew Frey, Camerron Cheatham, and West Richardson, ranked among the top-10 tacklers on the squad. Johnson's 62 stops ranked third on the team while Frey and Richardson tied for the team lead with two interceptions apiece.

Kicker Jacob Rogers closed out his UC career as the holder of five school records, including the all-time mark for points scored (339). Rogers (Tampa Bay) and long snapper Mike Windt (San Diego) are both playing in the NFL.

Coombs coached First-Team all-BIG EAST Safety Aaron Webster in 2009. Webster (69 tackles) along with Frey (64), and Dominique Battle (60) ranked among UC's top-five tacklers in the 12-1 BIG EAST Championship season. Webster and Brad Jones both spent time in NFL training camps.

In 2008, Coombs mentored three NFL Draft picks, Mike Mickens (Dallas Cowboys), DeAngelo Smith (Dallas Cowboys), and Brandon Underwood (Green Bay Packers). Mickens was a second-team Walter Camp all-America honoree and UC's all-time leader in interceptions and interception return yardage, while Underwood was a first-team all-BIG EAST performer at safety in his only season at UC. Smith was the national leader in interceptions in 2007 with eight, and ranks second in UC history behind Mickens. The defense finished 31st in the nation in total defense (321.9 ypg) in 2008.

Coombs' first campaign as a member of the UC staff yielded instant results. The 2007 defense, led by his ball-hawking secondary, led the NCAA with 26 interceptions and 42 takeaways. That season, Coombs coached all-BIG EAST safety Haruki Nakamura, who was selected in the sixth round of the 2008 NFL draft.

One of the most celebrated prep coaches in Ohio, Coombs compiled a 161-34 (.826) record in 16 seasons at Colerain. His 2004 team posted a 15-0 record and won the state's Division I title with a 50-10 win in the championship game. Over his last seven seasons at Colerain, the Cardinals won seven league titles while compiling an 86-8 (.915) record.

Coombs' 2006 team went 13-1 and was ranked No. 1 in the final Ohio Associated Press poll and No. 18 in the USA Today national rankings.

His success at Colerain emphasized a defense he personally coached. In 2006, the Cardinals posted six shutouts and yielded just over a touchdown per game.

Coombs has mentored Ohio Division I Defensive Player of the Year award winners in 2004 and 2006, including former UC defensive tackle Terrill Byrd, who was also the national high school Defensive Player of the Year in 2004.

Coombs guided Colerain to 10 playoff appearances and seven undefeated regular-season records. The Cardinals won the Greater Miami Conference title and advanced to the regional finals of the state playoffs in each of his final seven seasons.

A member of the University of Dayton's 1980 NCAA Division III National Championship team, Coombs completed his bachelor's degree at Dayton in 1983 and later earned his master's in education at Wright State.

Coombs and his wife Holly have three children, Brayden, Cortney and Dylan.

THE KERRY COOMBS FILE



PERSONAL INFORMATION



Date of Birth: Sept. 9, 1961
Education: Dayton (1983, B.S.)
Wright State (1995, M.Ed.)
Wife: Holly
Children: Brayden, Cortney, and Dylan

COACHING EXPERIENCE

Years	Team	Position
1983-84	Assistant Coach.....	Green Hills High School
1985-88	Assistant Coach.....	Lakota High School
1989-90	Head Coach.....	Loveland High School
1991-2006	Head Coach.....	Colerain High School
2007-08	Defensive Backs.....	Cincinnati
2009	Associate Head Coach/Defensive Backs.....	Cincinnati
2010	Associate Head Coach/Special Team Coord./.....	Cincinnati Defensive Backs



STEVE STRIPLING

ASSISTANT HEAD COACH/DEFENSIVE LINE
SECOND SEASON » DAYTON '83



THE STEVE STRIPLING FILE



PERSONAL INFORMATION



Education: Colorado (1976, B.S.)
Colorado (1978, M.Ed.)
Wife: Gayle
Children: Christy, Cody and Chad

COACHING EXPERIENCE

Years	Team	Position
1977-78	Colorado	Graduate Assistant
1979	North Carolina	Recruiting Coach
1980-83	Northern Illinois	Offensive Line
1984-89	Indiana	Offensive Line
1990-95	Indiana	Defensive Line
1996	Indiana	Defensive Coordinator/Linebackers
1997-2000	Minnesota	Linebackers/Recruiting Coordinator
2001-02	Louisville	Defensive Line
2003-04	Michigan State	Defensive Line
2005-07	Michigan	Defensive Line
2009	Central Michigan	Assoc. Head Coach Defense/DE
2010	Central Michigan	Interim Head Coach (GMAC Bowl, 1-0)
2010-	Cincinnati	Assistant Head Coach/Defensive Line

Steve Stripling was named the assistant head coach and defensive line coach at Cincinnati in Jan. 2010

Stripling, a 30-year coaching veteran, has played or coached in 21 bowl games throughout his career.

Brandon Mills led the squad in 2010 with 12.5 tackles for a loss and 6.0 sacks. Derek Wolfe, John Hughes and Dan Giordano both ranked in among UC's Top-10 tacklers a year ago. Wolfe had 48 stops, 6.5 tackles for a loss and 4.0 sacks, while Hughes had 47 tackles and 4.5 tackles for a loss and Giordano had 36 stops, 8.0 tackles for a loss and 4.5 sacks.

He served as Central Michigan's interim head coach for the 2010 GMAC Bowl, leading the Chippewas to a 44-41 double overtime win over Troy.

Stripling joined the CMU coaching staff in 2009 as the associate head coach-defense and coached the defensive ends. Stripling worked directly with a pair of All-Mid-American Conference defensive ends during his first season in Mount Pleasant. Frank Zombo was an All-MAC first team selection for the second straight season, while Larry Knight was an All-MAC third team honoree.

Prior to CMU, Stripling coached the defensive line at Michigan from 2005-07. He worked directly with defensive end LaMarr Woodley, a 2006 All-American who won the Lombardi Award and Ted Hendricks Trophy. Woodley also was named Big Ten Defensive Player of the Year and Lineman of the Year in 2006. Tackle Alan Branch also earned All-Big Ten first team and All-America second team accolades under Stripling.

The 2006 Wolverines led the nation in rush defense, surrendering just 43.3 yards per game on the ground. Stripling was a part of Michigan teams that played in the Alamo Bowl, Rose Bowl and Capital One Bowl.

Stripling's other Big Ten experience includes two seasons at Michigan State University (2003-04), four seasons at the University of Minnesota (1997-2000) and 13 seasons at Indiana University (1984-96). He was the defensive coordinator at Indiana in 1996.

Stripling worked directly with two all-Big Ten selections at Michigan State, two at Minnesota and seven at Indiana. He was part of the 2003 Alamo Bowl at Michigan State, the 1999 Sun Bowl and 2000 MicronPC.com Bowl at Minnesota and six bowl games at Indiana.

Stripling also spent four seasons at Northern Illinois University (1980-83) and two years at the University of Louisville (2001-02). He helped lead NIU to the 1983 Mid-American Conference championship and coached three all-conference selections at Louisville, including 2001 Conference USA Defensive Player of the Year Dewayne White.

Stripling earned a bachelor's and master's degree from the University of Colorado. As a player, he was part of Colorado teams that played in three bowl games: the 1971 Bluebonnet Bowl, 1972 Gator Bowl and 1975 Bluebonnet Bowl.

He signed a free-agent contract with the Atlanta Falcons after graduating from Colorado in 1976. He spent the 1977-78 seasons as a graduate assistant at his alma mater before filling the role of recruiting coach at the University of North Carolina in 1979.

Stripling and his wife, Gayle, are the parents of three children: Christy, Cody and Chad.



MIKE BAJAKIAN

OFFENSIVE COORDINATOR/QUARTERBACKS
SECOND SEASON » WILLIAMS COLLEGE '96

Mike Bajakian enters his second season as the offensive coordinator and quarterbacks coach after directing the top-rated offensive unit in the BIG EAST Conference in 2010.

In 2010, the Bearcats led the BIG EAST in scoring offense (27.1 ppg), total offense (417.3 ypg), passing offense (260.7 ypg), first downs (21.9 pg), third-down conversions (45.6 pct.), and touchdown passes (27). Wide receiver Armon Binns and quarterback Zach Collaros were both First-Team all-BIG EAST selections.

Collaros led the BIG EAST and ranked in the Top-20 nationally in passing yards per game (263.8), total offense (282.2), and points responsible for (15 ppg). He also led the conference in total passing yards (2,902), touchdown passes (26) and completions (20.5 cpg).

Binns and D.J. Woods were the No. 1 and 2 ranked receivers in the BIG EAST in 2010 in yards per game, overall yardage, touchdown receptions, and 100-yard receiving games. Binns (1,101 yards) became only the eighth receiver in UC football history to eclipse the 1,000-yard mark in a single season.

Along with running back Isaiah Pead's 1,029 rushing yards, Binns and Pead became only the third duo in UC football history to achieve 1,000 rushing and receiving yards in the same year. Pead was UC's first 1,000-yard rusher in nearly a decade, and only the seventh all-time.

UC showed off its high-powered offense as the Bearcats were the only NCAA FBS school to have two wide receivers with 15 or more 20-yard receptions in 2010. Additionally, UC was the only BCS team to have a pair of wideouts with 10 more touchdowns apiece. The Bearcats had six players with 22 or more catches and four with over 25 receptions apiece.

Bajakian, a 15-year coaching veteran at the collegiate level and in the NFL, joined the Cincinnati staff in January 2010 as offensive coordinator and quarterbacks coach after three years in the same role at Central Michigan University.

Bajakian's CMU offense ranked in the MAC's top-5 in most offensive categories in 2009, including leading the league in scoring offense (33.9 ppg) and passing efficiency (146.96). CMU's scoring offense was ranked 15th nationally in 2009 while its passing efficiency mark was 14th overall.

Over the last three years, CMU scored 30 or more points 24 times, 40 or more points 13 times and 50 or more points five times. The 2007-09 Chippewas have been the three highest scoring teams CMU has fielded since joining the MAC in 1975.

During his time at CMU, Bajakian mentored quarterback Dan Lefevour, one of the most prolific offensive players in NCAA Football Bowl Subdivision history.

LeFevour, who closed out his career with an NCAA FBS record 150 touchdowns (102 passing, 47 rushing, 1 receiving), led the MAC in passing efficiency, and ranked No. 11 nationally, with a 150.26 rating. He was second in the league in total offense (296.5 ypg) and ranked 10th nationally. His 66.4 career completion percentage ranked him seventh among active NCAA FBS players at the close of the 2009 season.

He tallied 15,853 yards of total offense during his CMU career, trailing only Timmy Chang of Hawai'i (16,910 yards) in the NCAA ledger. He ranks ninth on the NCAA's all-time passing yards list with 12,905. He is the only player in NCAA FBS history to pass for 12,000 yards and rush for 2,500 yards in a career.

More than 30 school records were set or broken during Bajakian's tenure at CMU, and the offensive unit produced five all-MAC selections in 2009, including LeFevour, who earned the MAC Player of the Year honor as well as his second award as MAC Offensive Player of the Year.

Bajakian, who coached the Chippewas' quarterbacks during the 2002 and 2003 seasons, returned to CMU fresh off a trip to Super Bowl XLI with the Chicago Bears.

Bajakian spent the 2004-2006 seasons as the offensive quality control coach for the Bears, during which time he worked with the Bears' wide receivers. He was part of a coaching staff that led the Bears to Super Bowl XLI and back-to-back NFC North Division championships.

A 1996 graduate of Williams College in Williamstown, Mass., Bajakian was an All-New England Small College Athletic Conference and All-Eastern College Athletic Conference selection as a quarterback. He broke into the coaching ranks as the quarterbacks coach and passing game coordinator at Delbarton School in Morristown, N.J., helping lead to the school to consecutive trips to the parochial state finals.

Bajakian spent the 1998 and 1999 seasons at Rutgers University as a graduate assistant coaching the defensive backs. He then spent a brief period at Sacred Heart University in Fairfield, Conn. as quarterbacks coach before moving on to Michigan for the 2000 and 2001 seasons.

The New Jersey native played his prep ball at Bergen Catholic High School in Oradell, N.J.

Bajakian lives in Cincinnati with his wife, Michelene, and daughter Mary (1).

THE MIKE BAJAKIAN FILE



PERSONAL INFORMATION



Education: Williams College (1996, B.S.)
Wife: Michelene
Children: Mary

COACHING EXPERIENCE

Years	Team	Position
1996-97	Quarterbacks/Passing Game Coord.	Delbarton School
1998-99	Rutgers.....	Graduate Assistant/DB
2000	Sacred Heart.....	Quarterbacks
2000-02	Michigan	Graduate Assistant/QB
2002-03	Central Michigan	Quarterbacks
2004-06	Chicago Bears (NFL).....	Offensive Quality Control
2007-09	Central Michigan	Offensive Coordinator/Quarterbacks
2010-	Cincinnati	Offensive Coordinator/Quarterbacks



TIM BANKS

CO-DEFENSIVE COORDINATOR/DEFENSIVE BACKS
SECOND SEASON » CENTRAL MICHIGAN '95



THE TIM BANKS FILE



PERSONAL INFORMATION



Education: Central Michigan (1995, B.S.)
Wife: Robin

COACHING EXPERIENCE

Years	Team	Position
1996	Bowling Green.....	Graduate Assistant
1997-98	Ferris State	Defensive Backs
1999	Bowling Green.....	Running Backs
2000	Bowling Green.....	Defensive Backs
2001	Memphis	Outside Linebackers
2002	Memphis	Defensive Backs
2003-05	Maryland.....	Inside Linebackers
2006	Maryland.....	Defensive Backs
2007-09	Central Michigan	Defensive Coordinator
2010-	Cincinnati	Co-Defensive Coordinator/Defensive Backs

Tim Banks was named the co-defensive coordinator at UC following three years in the same role at Central Michigan.

Banks, who joined the Bearcats after three years in the same role at Central Michigan University, inherited a defense with seven new starters, featuring no seniors and eight sophomores, making UC the youngest defensive unit among all BCS Conference teams in 2010.

Linebacker J.K. Schaffer was a 2010 Second-Team All-BIG EAST selection after averaging 9.2 tackles per game, which ranked second in the league. Schaffer had his second straight 100-tackle season, finishing with 111 stops to lead the Bearcats.

Defensive backs Reuben Johnson, Drew Frey, Camerron Cheatham and West Richardson, ranked among the top-10 tacklers on the squad. Johnson's 62 stops ranked third on the team while Frey and Richardson tied for the team lead with two interceptions apiece.

His 2009 CMU defense led the Mid-American Conference in scoring defense (18.9), ranked second in rushing defense (122.8), third in pass efficiency defense (117.4), and fourth in total defense (344.2).

The Chippewas led the Mid-American Conference in rush defense in both 2007 and 2008, and the 2008 defensive unit led the conference in sacks with 35.

Four players earned First Team all-MAC honors during Banks' tenure: linebackers Red Keith and Ike Brown in 2007 and linebacker Nick Bellore and end Frank Zombo in 2008 and 2009.

CMU generated five turnovers in a game three times during the last two seasons, including a seven-turnover effort against Army in 2007. Cornerback Josh Gordy tied a school record with three interceptions, including one he returned for a touchdown, against Army.

Largely due to injury, CMU used 19 different players in its defensive starting lineup in 2007. That number rose to 21 in 2008. Both seasons saw the Chippewas use nine different players in the starting lineup in the secondary alone. Following the 2007 season, Banks was invited to participate in the NCAA Expert Coaches Academy.

Banks had spent the previous four seasons at the University of Maryland before returning to his alma mater. He coached the Terrapins' secondary in 2006 after spending his first three seasons with the inside linebackers. Under his guidance, linebacker D'Qwell Jackson was a two-time All-Atlantic Coast Conference first team selection (2004-05), ACC Defensive Player of the Year (2005) and a Bednarik Award finalist (2005).

Jackson (Cleveland Browns) is one of three players Banks coached at Maryland who are now in the NFL. The others are linebacker David Holloway (Arizona Cardinals) and cornerback Josh Wilson (Seattle Seahawks).

Prior to Maryland, Banks spent two seasons as an assistant at the University of Memphis (2001-02) and two years at Bowling Green (1999-00). At Memphis, the Tigers ranked ninth in Division I-A in pass defense in 2002—his only season working the cornerbacks.

Banks was a four-year letterman and two-time All-MAC second team selection (1993-94) at CMU. After redshirting as a true freshman during CMU's 1990 championship season, Banks was a co-captain for the Chippewas' 1994 MAC championship team and led the 1993 team in tackles with 105.

Banks graduated from Central Michigan in 1995 with a bachelor's degree in industrial management.

Banks and his wife Robin live in Cincinnati.



JOHN JANCEK

CO-DEFENSIVE COORDINATOR/LINEBACKERS COACH/RECRUITING COORDINATOR
SECOND SEASON » GRAND VALLEY STATE '91

John Jancek was named co-defensive coordinator and linebackers coach at the University of Cincinnati in January 2010 after spending five seasons on the defensive staff at the University of Georgia. He also serves as the Bearcats' recruiting coordinator.

Jancek was at Georgia from 2005-09, coaching linebackers before assuming the role of co-defensive coordinator in 2009. During his time at UGA, the Bulldogs won 48 games, one SEC championship, been to two BCS bowl games, and finished in the nation's top ten three times.

In 2009, Jancek mentored Rennie Curran, who led the SEC with 130 tackles and was a finalist for both the Rotary Lombardy Award and Chuck Bednarik Award. The two-time First-Team all-SEC selection was a Butkas Award finalist in 2008.

In 2008, UGA linebacker Darryl Gamble earned the Bronco Nagurski National Player of the Week honor and received an ESPN Helmet Sticker from the College Gameday Final crew after intercepting a pair of passes for touchdowns against LSU.

The 2007 season saw the Bulldogs rank No. 2 in the postseason Associated Press poll after an 11-2 record and a victory over Hawai'i in the Allstate Sugar Bowl.

Following the 2006 season, all three of his starting LB's (Tony Taylor, Jarvis Jackson, Danny Verdun Wheeler) signed professional football contracts. Taylor led the nation in interceptions by a linebacker with seven.

Jancek continually reconfigured a 2005 Georgia linebacker unit into a solid group despite being hit by a rash of injuries during the year.

He was at Central Michigan from 2003-04 coaching the defensive line in 2003 before behind named defensive coordinator in 2004. Prior to joining the Chippewas, he was the defensive coordinator and linebackers coach under former UC head coach Brian Kelly at Grand Valley State University, the 2002 NCAA Division II national champion.

A native of Muskegon, Jancek guided the Lakers into one of the top defensive units in Division II football during his four-year tenure from 1999-2002. GVSU opponents scored only 16.5 points per game in 2002 while posting a 14-0 record. Opponents managed just 279.9 yards per game in total offense and turned the ball over 36 times.

Jancek returned to his alma mater in 1999 after previously working as the defensive coordinator for three years at Hillsdale (1996-98). He also was the defensive tackles coach at Central Florida during the winter/spring of 1996. He also spent three years as defensive coordinator at Wayne State (1992-94). He spent the 1991 season as a graduate assistant at Grand Valley.

A 1991 graduate of Grand Valley and '94 master's degree recipient of Wayne State, Jancek was a three-year letterwinner with the Lakers as a defensive lineman. GVSU compiled a record of 28-7 during his three years and advanced to the NCAA Division II playoffs twice. He earned All-Midwest Intercollegiate Football Conference honors as a senior.

Jancek and his wife, Kelly, have four sons, Zachary, Brock, Jack, and Brady.

THE JOHN JANCEK FILE



PERSONAL INFORMATION



Education: Grand Valley State (1991, B.S.)
Wayne State (1994, M.Ed.)
Wife: Kelly
Children: Zachary, Brock, Jack and Brady

COACHING EXPERIENCE

Years	Team	Position
1991	Grand Valley State	Graduate Assistant
1992-94	Wayne State	Defensive Coordinator
1996	UCF	Defensive Tackles
1996-98	Hillsdale	Defensive Coordinator
1999-2002	Grand Valley State	Defensive Coordinator/Linebackers
2003	Central Michigan	Defensive Line
2004	Central Michigan	Defensive Coordinator
2005-08	Georgia	Linebackers
2009	Georgia	Co-Defensive Coordinator/Linebackers
2010-	Cincinnati	Co-Def. Coord./Recruiting Coord. Linebackers



MARK ELDER

RUNNING BACKS COACH
SECOND SEASON » CASE WESTERN RESERVE '00

Cincinnati native Mark Elder enters his second season at Cincinnati, handling the running backs in 2011 after coaching the tight ends in 2010.

Elder coached Second-Team all-BIG EAST Conference tight end Ben Guidugli in 2010, helping the senior total 24 catches and a pair of touchdowns.

In 2010, the Bearcats led the BIG EAST in scoring offense (27.1 ppg), total offense (417.3 ypg), passing offense (260.7 ypg), first downs (21.9 pg), third-down conversions (45.6 pct.), and touchdown passes (27).

Prior to joining the UC staff in Jan. 2010, Elder spent the previous three seasons coaching linebackers at Central Michigan.

Elder, a graduate of Sycamore High School, had at least one of his CMU linebackers earn all-conference accolades in each of his three years in Mount Pleasant. Nick Bellore was an all-conference first team pick in 2008 and 2009, following in the footsteps of former CMU standouts Red Keith and Ike Brown in 2007.

Bellore averaged nearly 10 tackles a game in 2009 (9.4) and ranked fifth in the MAC and 24th nationally. His 148 tackles in 2008, matched Keith's 2007 total and tying for the third-most in a single season in school history. Bellore's average of 11.3 tackles per game led the MAC and ranked fourth nationally in 2008.

Keith and Brown led CMU in tackles with 148 and 106, respectively, in 2007. Keith's 474 career stops rank second in school history and seventh in NCAA Bowl Subdivision history. His 10.6 tackles per game in 2007 ranked 19th nationally.

Bellore, who started all 14 games at middle linebacker as a true freshman in 2007, made a CMU freshman-record 102 tackles and earned Freshman All-America honors.

Elder arrived at CMU by way of Michigan, where he spent the 2005 and 2006 seasons. As a defensive graduate assistant in 2006, Elder worked closely with the UM linebackers, including All-Big Ten selections David Harris and Shawn Crable. The 2006 Michigan defense led the nation in rushing yards allowed (43.4 ypg) and ranked 10th in total defense (268.3 ypg allowed).

Elder has previously served as the defensive coordinator at Wayne State (2004) and Iona (2003), also serving as the linebackers coach at both institutions. He worked with a pair of All-Metro Atlantic Athletic Conference linebackers at Iona and directed a defense that ranked first in the MAAC in total defense and second in scoring and rushing defense.

Elder began his coaching career as a graduate assistant coaching defensive backs at Akron (2000-01) before spending the 2002 season as an assistant linebackers coach at Lehigh. He was part of a co-MAC East Division championship at Akron in 2000 and assisted in coaching first team All-American Dwight Smith.

A 2000 graduate of Case Western Reserve in Cleveland, Ohio, Elder graduated cum laude with a bachelor of arts in economics while earning four varsity letters in football. He was a three-time all-conference selection as a defensive back. Elder also earned a master's degree in education from Akron.

Elder and his wife Lindsey live in Cincinnati.

THE MARK ELDER FILE



PERSONAL INFORMATION



Education: Case Western Reserve (2000, B.S.)
Akron (2001, M.Ed.)
Wife: Lindsey

COACHING EXPERIENCE

Years	Team	Position
2000-01	Akron.....	Graduate Assistant
2002	Lehigh	Linebackers
2003	Iona	Defensive Coordinator/Linebackers
2004	Wayne State	Defensive Coordinator/Linebackers
2005-06	Michigan	Graduate Assistant
2007-09	Central Michigan	Linebackers
2010-	Cincinnati	Tight Ends



DON MAHONEY

OFFENSIVE LINE COACH
SECOND SEASON » WEST VIRGINIA STATE '93



THE DON MAHONEY FILE



PERSONAL INFORMATION



Education: West Virginia State (1993, B.S.)
Wife: Carissa
Children: Jacob, Tulia and Domenic

COACHING EXPERIENCE

Years	Team	Position
1992	Marshall	Student Assistant
1993-94	Central Michigan	Graduate Assistant
1995-98	Central Michigan	Tight Ends/Offensive Line
1999-2006	Tulane.....	Offensive Line
2007-09	Central Michigan	Offensive Line
2010-	Cincinnati	Offensive Line

Don Mahoney his second season on the Cincinnati staff as the offensive line coach.

In his first year in Clifton, Mahoney mentored an offensive line unit that paved the way for a 1,000-yard rusher and receiver for only the third time in school history. It was UC's first 1,000-yard rusher in almost a decade.

Mahoney mentored Second-Team all-BIG EAST Conference selection Jason Kelce, who made a successful transition from guard to center early in the season.

In 2010, the Bearcats led the BIG EAST in scoring offense (27.1 ppg), total offense (417.3 ypg), passing offense (260.7 ypg), first downs (21.9 pg), third-down conversions (45.6 pct.), and touchdown passes (27).

Mahoney came to UC in Jan. 2010 after serving three years in the same role at Central Michigan University. The CMU offense was third in the Mid-American Conference in 2009, averaging just under 170 rushing yards per game (167.6). The Chippewas were second in the league in total offense (423.1), and led the MAC in scoring offense (33.9). CMU allowed an average of 1.21 sacks per game, a mark that ranked second in the MAC in 21st in the NCAA FBS. Redshirt freshman left tackle Jake Olson earned freshman all-America honorable mention accolades from CollegeFootballNews.com in 2009.

Mahoney coached a pair of all-Mid-American Conference performers in each of his three seasons in Mount Pleasant. Allen Ollenburger was a First-Team all-MAC selection in 2009 while center Colin Miller earned second team honors. Andrew Hartline (first team) and Greg Wojt (third team) were all-conference selections in 2008, while Hartline (second team) and Eric Tunney (third team) were recognized in 2007.

Hartline and Wojt are both playing professionally. Hartline signed with Green Bay Packers as an undrafted free agent in 2009, while Wojt is with the Edmonton Eskimos after being selected by the club in the 2008 Canadian Football League Draft.

As a unit, the CMU offensive line allowed just 1.57 sacks per game in 2007, the third fewest in the MAC. CMU tied for first in the MAC with an average of just one sack allowed in seven conference games. The Chippewas posted a stretch of four straight games without a sack allowed midway through the season and allowed one sack or fewer in five of the first six regular season games.

Mahoney has had at least one of his linemen earn academic all-district honors seven times in the last nine years. Hartline was an Academic All-MAC honoree in both 2007 and 2008.

Mahoney spent the 1999-2006 seasons coaching the offensive line at Tulane University after six previous seasons as an assistant at CMU. Mahoney served two years as a graduate assistant and four years as a fulltime assistant, working with tight ends and the offensive line, from 1993-98 at CMU.

At Tulane, Mahoney mentored offensive lines that led the way for the top rusher and all-purpose yardage gainer, the top passer, and the top scorer in school history. The 2006 line featured a trio of All-Conference USA honorable mention selections as well as a Conference USA All-Freshman team honoree. He was also part of a coaching staff that guided the Green Wave to a victory in the 2002 Hawaii Bowl.

Mahoney was an all-conference selection and three-year starter at guard for Marshall University, serving as team captain as a senior in 1990. He was a student assistant at Marshall when the Thundering Herd claimed the 1992 Division I-AA national championship and a graduate assistant at CMU in 1994 when the Chippewas won the MAC title and played in the Las Vegas Bowl.

Mahoney earned his bachelor's degree from West Virginia State in 1993. Mahoney and his wife, Carissa, have three children: Jacob (11), Tulia (8) and Domenic (5).



T.J. WEIST

WIDE RECEIVERS
SECOND SEASON » ALABAMA '88

T.J. Weist (pronounced WEEST), is in his second year at the University of Cincinnati coaching the wide receivers.

In 2010, Weist coached a pair of all-BIG EAST Conference selections in Armon Binns (first team) and D.J. Woods (second team). The duo were the No. 1 and 2 ranked receivers in the BIG EAST in 2010 and Binns became only the eighth receiver in UC football history to eclipse the 1,000-yard mark in a single season.

Binns' 1,101 yards led the BIG EAST. The four-year veteran also led the league in yards per game (91.8), receptions (6.2), touchdown receptions (10), 100-yard receiving games (6), and receptions of more than 10 yards (50). Woods led the league in receptions of more than 20 yards (17), and ranked second in the conference in yards per game (74.8), receiving yards (898), and 100-yard receiving games (3).

UC showed off its high-powered offense as the Bearcats were the only NCAA FBS school to have two wide receivers with 15 or more 20-yard receptions in 2010. UC's wide receivers accumulated 23 of the team's 27 receiving touchdowns and UC was the one of two teams nationally to have a pair of wideouts with eight more touchdowns apiece.

The 23-year coaching veteran, who has mentored 16 NFL receivers, joined the Bearcats after eight years at Western Kentucky mentoring the receivers. He also served as the team's assistant head coach (2007-09), and offensive coordinator (2003-06).

During his time with the Hilltoppers, Weist was instrumental in the development of wideouts Jake Gaebler and Curtis Hamilton. Gaebler set the school record for receptions (168) and ranks among WKU's Top-5 pass catchers all-time in yardage (1,924).

Hamilton concluded his four-year career in 2007 by setting the school's all-time records for both catches and receiving yards (2,324), while his 66 receptions as a senior matched the WKU season mark. He also finished third in the season record books with 873 yards.

Weist was WKU's offensive coordinator from 2003-06, calling plays for one of the most prolific units in school history. Not only did four-year starters Justin Haddix and Lerron Moore etch their names in the WKU record book in numerous categories, Hamilton became the first Topper wide out to be selected to an All-America team since 1996 following the 2006 campaign.

WKU ranked 23rd in the country in total offense, also finishing 17th in pass efficiency rating, while posting more than 4,000 total yards for the fifth consecutive season. Weist's passing attack averaged better than 200 yards per outing for the first time since 1986, as the 2,248 yards racked up by the unit through the air were the fifth most in WKU history.

In addition to Hamilton's performance, redshirt freshman Gaebler was selected to the Gateway Football Conference All-Newcomer Team in his first season of action while Hamilton, Haddix, Moore and Chris Sullivan earned all-league honors, and Andrew McCloud was also a member of the All-Newcomer squad.

Weist helped direct an offense that averaged 405.73 yards per game in 2005, which was the fifth-highest mark in school history, while scoring more than 30 points a game. The Hilltoppers ranked in the top 30 nationally in four different categories, which included leading the Gateway Conference and standing 14th in rushing offense. Three Hilltoppers were named first-team all-league on offense that year, while two others made the conference's All-Newcomer Team.

Weist's unit stood second in the Gateway Conference in 2004 after averaging 396.42 yards per game and ranked third with 29.17 points per contest, with the offense throwing for more than 2,000 yards for the first time since 1986. Both Haddix and Moore were able to pick up second-team all-league honors in his offense.

In 2003, Weist directed a unit that averaged 32.8 points and 394.5 yards per contest, with the former the fifth-highest per-game figure in school history. His efforts in shifting to a more balanced attack led to the Toppers throwing for 1,974 yards, the most by a WKU offense since the 1986 season. Haddix was selected the Gateway Conference Freshman of the Year, while

In his first year at WKU, Weist coached second-team all-Gateway Conference selection Jon Frazier - who tied a school season record with nine 100-yard games and posted the second-best season mark with 1,537 rushing yards - as well as Jeremi Johnson and Rooney, both members of the league's All-Newcomer Team. Three running backs collected more than 500 yards as the team recorded the second-best season rushing total in school history, while three wide receivers averaged more than a catch per contest for the first time since 1998.

Weist came to WKU from Indiana, where he served as wide receivers coach from 1997-01. While at IU, he also held special teams responsibilities with the return units and was the recruiting coordinator his first two years.

Weist was also the receivers coach at Tulsa (1996), Southern Illinois (1994-95), Michigan (1990-93) and Alabama (1988-89).

The Wolverines reached four postseason bowl games during his tenure, including two Rose Bowl appearances, while the Crimson Tide appeared in a pair of postseason contests while he was on the coaching staff including the 1990 Sugar Bowl.

A native of Bay City, Mich., Weist was a wide receiver at Alabama from 1984-87, taking part in three postseason bowl games. He earned a bachelor's degree in health and physical education in 1988, then added an exercise physiology master's degree one year later.

Weist and his wife Karen have a son, James (3).

THE T.J. WEIST FILE



PERSONAL INFORMATION



Education: Alabama (1988, B.S.)
Alabama (1989, M.Ed.)
Wife: Karen
Children: James

COACHING EXPERIENCE

Years	Team	Position
1988-89	Alabama	Graduate Assistant
1990-91	Michigan	Volunteer Assistant
1992-93	Michigan	Graduate Assistant
1994-95	Southern Illinois	Wide Receivers/Recruiting Coordinator
1996	Tulsa	Wide Receivers
1997-2001	Indiana	Wide Receivers
2002-06	Western Kentucky	Wide Receivers
2007-09	Western Kentucky	Assistant Head Coach/Wide Receivers
2010-	Cincinnati	Wide Receivers



DAVE LAWSON

DIRECTOR OF FOOTBALL STRENGTH & CONDITIONING
SECOND SEASON » WEST VIRGINIA TECH '92



THE DAVE LAWSON FILE



PERSONAL INFORMATION



Education: West Virginia Tech (1992, B.A.)
West Virginia (1995, M.S.)
Wife: Shannon
Children: BrittLeigh, Emma, Maggie and James

COACHING EXPERIENCE

Years	Team	Position
1992-93	West Virginia Tech	Head Strength & Conditioning Coach/DL
1994-2001	West Virginia	Assistant Strength & Conditioning Coach
2002-06	Eastern Michigan.....	Head Strength & Conditioning Coach
2006-10	Central Michigan	Director of Strength & Conditioning
2010-	Cincinnati	Director of FB Strength & Conditioning

Dave Lawson was named the director of football strength and conditioning at the University of Cincinnati in January 2010 after spending three years in the same role at Central Michigan.

Strength and conditioning is one of the most important ingredients of any successful college football program. To help the Bearcats' student-athletes maximize their athletic potential, UC combines a modern, comprehensive facility with the latest techniques in strength training.

The goal of the football strength and condition program is to develop the total athlete. The strength and conditioning staff works with UC student-athletes in the following areas: strength/power, agility/skill development, nutrition, mental toughness, speed, flexibility, conditioning, and injury prevention to lead to total athlete development.

Prior to coming to Clifton, Lawson spent three years working with head football coach Butch Jones at Central Michigan University. Lawson, who worked closely with the football program, oversaw and directed the strength and conditioning efforts for all 16 CMU varsity athletic programs.

Lawson is a certified strength and conditioning coach by the Collegiate Strength and Conditioning Association and a certified speed and explosion specialist by the National Association of Speed and Explosion.

He has coached seven Strength and Conditioning All-Americans, eight football All-Americans and more than 80 football players either drafted or signed as free agents by the National Football League.

In 2009, Lawson was recognized as a Master Strength and Conditioning Coach, the highest honor presented in the field, by the Collegiate Strength and Conditioning Coaches association (CSCCa). Two CMU student-athletes—football player Brian Brunner and softball player Ali Pettit—earned Strength and Conditioning All-America honors under Lawson's tutelage in 2009.

Lawson came to CMU from Eastern Michigan University, where he spent five years as head strength and conditioning coach. He developed and implemented strength and conditioning programs for all 21 of Eastern Michigan's varsity programs, as well as designing speed, agility and flexibility regimens for EMU's student-athletes.

Lawson spent seven years at West Virginia University prior to his time at EMU. He started at WVU as a graduate assistant in January 1994 before being named assistant strength and conditioning coordinator in May 1995. For six years, he worked with all 22 varsity sports with concentration on football, men's and women's basketball, volleyball, baseball, men's and women's swimming and diving and women's crew.

At WVU, Lawson worked with five football teams that played in postseason bowl games. He also worked with men's basketball teams that advanced to the NCAA Tournament and National Invitational Tournament.

Lawson began his coaching career while an undergraduate at West Virginia Institute of Technology. He spent two years as a student assistant on both the strength and conditioning staff and football coaching staff. Upon graduation, he was named the head strength and conditioning coach at his alma mater. He also served as an assistant on the football staff, coaching defensive linemen and special teams in 1992 and 1993.

Lawson earned a bachelor of arts degree in physical education from West Virginia Institute of Technology in 1992 and a master of science degree in physical education from West Virginia University in 1995.

Lawson and his wife, Shannon, are the parents of four children: BrittLeigh, Emma, Maggie and James.



BOB MANGINE

ASSOCIATE ATHLETIC DIRECTOR/SPORTS MEDICINE
10TH SEASON » PITTSBURGH '77

Bob Mangine's extensive experience in the field of athletic training makes him well-suited to diagnose and treat injuries as well as advising on their prevention.

He serves as UC's Associate Athletic Director for Sports Medicine and head athletic trainer for football. Mangine supervises a program that addresses the health and well-being of the Bearcats on a year-round basis by drawing from over three decades of experience in sports medicine.

Mangine, who has been the head football athletic trainer since 2005, has been at UC since 2002 while serving as the department's rehabilitation coordinator.

During the summer of 2011 and following an extensive departmental review, UC made the decision to outsource its sports medicine operation to Select Medical, the parent company of NovaCare Rehabilitation which is UC's long time provider of rehabilitation services. The transition has been relatively seamless due to UC's long-standing relationship with NovaCare Rehabilitation.

Under the direction of Mangine, UC's athletics training staff is the backbone of the sports medicine program. Trainers are present at every practice and event to monitor the health of the student-athletes and respond to injuries. The team physicians are led by Dr. Jon Divine, the head team physician, Dr. Angelo Colosimo, the director of orthopedic services, and Dr. Ken Stephens, the director of institutional services.

Mangine has over three decades of experience in the field of sports medicine. He has worked with both amateur and professional athletes since 1976, when he first arrived at UC. Since 1982, he has been active in the development of multiple sports medicine programs in the tri-state area. In 1988 he started his own practice which merged with NovaCare Rehabilitation in 1998.

While he was a student at the University of Pittsburgh, Mangine launched his career in athletics training. He served as assistant athletic trainer of the Pittsburgh Condor Basketball Club and as head athletics trainer at the Community College of Allegheny County prior to graduation in 1977.

Mangine served as director of rehabilitation at UC from 1977-80 while earning his master's degree. After two years as an assistant professor of physical therapy at the Medical College of Virginia, he returned to Cincinnati to work in private clinics.

Mangine currently serves as National Director of Sports Physical Therapy Clinical Residency for NovaCare and is President of MBM Consultants, which provides educational management services for physical therapy and occupational therapy professionals.

A 25-year award recipient of the National Athletic Trainers Association, he was the head athletic trainer for the aquatic teams at the 1996 Olympics, and the Goodwill Games of 1986, 1990 and 1998. He is a charter member of the Sports Physical Therapy Section Hall of Fame and the Covington Catholic (Ky.) High School Athletics Hall of Fame.

Mangine and his wife Marsha have two children, A.J. and Angela.

THE BOB MANGINE FILE



PERSONAL INFORMATION



Education: Pittsburgh (1977, B.S.)
..... Cincinnati (1980, M.Ed.)
Wife: Marsha Eifert-Mangine
Children: ...Matt, Mark, Robert, A.J. and Angela

COACHING EXPERIENCE

Years	Team	Position
1975-77	Montefiore Hospital	Physical Therapist
1977-80	Cincinnati	Director of Rehabilitation
1980-82	Medical College of Virginia	Asst. Prof. of Physical Therapy
1982-92	Cincinnati Sports Medicine and Orthopaedic Center	Director of Rehabilitation
1991-2008	NovaCare Rehabilitation	Owner/Operator
2002-07	Cincinnati	Director of Rehabilitation
2005-11	Cincinnati	Football Athletic Trainer
2011-	Cincinnati	Associate AD/Sports Medicine



JOHN WIDECAN

ASSISTANT ATHLETIC DIRECTOR/FOOTBALL OPERATIONS
22ND SEASON » MERCYHURST '88



THE JOHN WIDECAN FILE



PERSONAL INFORMATION



Education: Mercyhurst (1988, B.S. in mathematics)
Mercyhurst (1988, B.S. in education)
Cincinnati (1990, M.A.)
Wife:Michelle
Children:Mallory, Colin and J.P.

COACHING EXPERIENCE

Years	Team	Position
1988	Mercyhurst	Defensive Line
1989-90	Cincinnati	Graduate Assistant
1991-2006	Cincinnati	Administrative Coordinator
2007-	Cincinnati	Assistant AD/Football Operations

John Widecan begins his 20th season with the University of Cincinnati Football Program. As the Assistant Director of Athletics for Football Operations, he is in charge of the day-to-day operations for the team, including duties such as team travel, recruiting operations, events, camps, clinics, team schedule, technology, and other facets of the football program.

Widecan joined the Bearcats in 1989 as a graduate assistant football coach. He was promoted in 1991 to a full-time administrative position in which he assisted with day-to-day operations and assumed the duties of video director for the football team. Widecan was recognized as the 1997-98 Conference USA Video Coordinator of the Year by the Collegiate Sports Video Association.

As his responsibilities continued to expand, he was named the Director of Football Operations in 2000, and the program hired a video coordinator to handle the increased team video needs.

Prior to coming to UC, Widecan began his career as defensive line coach at his alma mater, Mercyhurst.

A native of Wickliffe, Ohio, he was an all-conference and all-area performer at Wickliffe High. He earned Football News Division III all-America honors as well as all-ECAC acclaim at Mercyhurst.

He earned his bachelor's degrees in mathematics and education in 1988. He later received his master's degree in criminal justice from UC in 1990.

His family includes his wife, Michelle, and children Mallory, Collin and J.P.



ANTRIONE **ARCHER**

First Season » Central Michigan '08

DIRECTOR OF PLAYER DEVELOPMENT

Antrione Archer joined the Bearcats in the Summer of 2011 as the Director of Player Development.

In his role, Archer will work directly with UC's student-athletes, providing guidance and counsel while ensuring they are adhering to the seven core principles of head coach Butch Jones' football program, regarding intellectual, social, spiritual, physical, and skill development.

He will also help manage many of UC's off-the-field responsibilities including overseeing the highly-successful Cats In The Community program.

Prior to joining the Bearcats, Archer worked in private business in Cincinnati for several years.

The Tennesse, Ga. native was a two-year letterwinner for head coach Butch Jones at Central Michigan (2007-08). He overcame a viral heart condition which caused him to miss the 2005 and 2006 seasons. He was part of two Mid-American Conference Championship teams and a Motor City Bowl Championship squad.

He earned a bachelor's degree in sports management with a minor in marketing from CMU in 2008.

Archer and his wife Twinkle have a son Antrione Jr.



CHARLES **BOYD**

First Season » Urbana '04

STAFF ASSOCIATE/DEFENSE

Cincinnati native Charles Boyd enters his first season the University of Cincinnati football staff, serving as a defensive assistant.

He will assist the defensive staff in all aspects on and off the field, including film breakdown, scouting, and practice preparation.

Boyd spent the 2010 season as the running backs coach at Marietta College, working for former UC assistant Jeff Filkovski.

Boyd came to Marietta after spending the 2009 season as an assistant football coach at Woodward High School in Cincinnati. He served as the co-defensive coordinator, linebackers coach and special teams coordinator with the Bulldogs. Boyd also assisted with the linebackers at Taft High School in 2006.

Boyd earned All-Mid-States Football Association honors as a linebacker at Urbana University in 2001, 2002 and 2003. He was also a NAIA All-America selection in 2002 and 2003. The three-time team MVP led the Blue Knights and the league in tackles for three straight seasons. Boyd began his collegiate playing career as a running back at Miami University (OH) in 1997.

Boyd earned a bachelor of science in business computer systems from Urbana.



GERRY **BEAUCHAMP**

Fourth Season » Cincinnati '06

STAFF ASSOCIATE/RECRUITING

Gerry Beauchamp enters his fourth season on the University of Cincinnati staff.

In his role as recruiting graduate assistant, Beauchamp will assist recruiting coordinator John Jancek in all facets of UC's year-round recruiting operations.

He joined UC in 2008 as an operations assistant, working with Asst. AD John Widecan on football operations, organizing the summer camp schedule, team travel, and setting up recruiting visits.

Beauchamp boasts over 10 years of high school coaching experience, including four seasons as an assistant varsity coach at Mason High School, his alma mater. While at Mason, he worked directly with the receivers, mentoring the top three wide outs in school history.

Beauchamp spent a year at Western Hills High School, where he coached both football and track and field. In 2006, he won a Kentucky state championship with Covington Catholic High School. Following a two-year stint at Covington Catholic, Beauchamp moved on to Shroder High School, where he served as varsity offensive coordinator as well as varsity and junior varsity quarterbacks and wide receivers coach.

Beauchamp is a 2006 graduate of the University of Cincinnati with a degree in psychology. He earned his master's degree in sport administration from Xavier University in Dec. 2008. He is currently working towards a master's plus licensure in special education at UC.

Beauchamp and his wife Alia live in Cincinnati.



GREG **BRUNER**

First Season » Cincinnati '03

VIDEO COORDINATOR

Greg Bruner begins the first year of his second stint as the football video coordinator at the University of Cincinnati in 2011.

He is responsible for the preparation of weekly scouting reports, film breakdown, and implementation of recruiting weekends, motivational videos, daily practice video, and overseeing a staff of student assistants.

Bruner, a 2003 graduate of UC, returns to the Bearcats program after five seasons at the University of Illinois in the same position.

He previously headed the Bearcats video operation from 2003-05 before joining the Fighting Illini. In addition to his video duties at UC, Bruner also assisted with team travel, gameday personnel, banquets, and alumni weekends.

Bruner, a native of Fairfield, Ohio, is a 2003 graduate of Cincinnati where he received a Bachelor's degree in political science. During his time as an undergraduate, he served as a video intern for four years.

Bruner and his wife, Heather, have three children: daughters, Emma and Eva, and a son, Tyler.



ANDY FRIGGE

Second Season » Cincinnati '08

ASSISTANT EQUIPMENT MANAGER

Andy Frigge is in his third season as an assistant equipment manager with the UC football team.

Frigge, a 2009 UC graduate, assists head equipment manager Troy Jepsen in the day-to-day operations of the football equipment room in the Richard E. Lindner Center.

Frigge's responsibilities include the maintenance and organization of all football practice and game equipment, laundry, fitting, and helping oversee the 12-member student assistant program.

His responsibilities for home and away games and practices consist of the setup and teardown of Nippert Stadium, UC's home and game locker rooms, as well as ensuring equipment is ready for travel.

While an undergraduate at UC, Frigge was the student manager for the men's soccer team for four years (2005-09). In that role, he was responsible for all equipment, in-game filming, set up and tear down of practice while assisting the coaching staff in several logistical roles.

Frigge earned his bachelor's degree in communications from UC's McMicken College of Arts and Sciences in 2009.

Frigge and his wife Jamie live in Cincinnati.



ALEX HERRON

First Season » USF '04

OFFENSIVE GRADUATE ASSISTANT

Alex Herron enters his first season at the University of Cincinnati as the offensive graduate assistant. Herron will assist the offense staff in all facets of the program's day-to-day operation, including practice planning and management, working with the defensive scout team, and assisting with the offensive line.

Before coming to Cincinnati, Herron spent two seasons as the offensive graduate assistant at the University of Michigan, working with the offensive line and scout team defense.

Prior to joining the Michigan staff, Herron spent one year as an offensive graduate assistant at West Virginia University, where he coached Second-Team All-Big East center Mike Dent. He spent one year as a strength coach and salesperson for Velocity Sports Performance.

A four-year starting center at the University of South Florida, Herron was team captain and earned All-Conference USA third team honors as a senior in 2004. He was the team's 2002 Offensive Lineman of the Year and earned USF's First Teamer Award as a senior.

Herron graduated from USF in 2004 with a bachelor of art degree in communications.



GREG HUSTER

First Season » Mount St. Joseph '03

COORDINATOR OF RECRUITING SERVICES

Greg Huster is in his first season at the University of Cincinnati as the Coordinator of Recruiting Services.

In his role at UC, Huster, a graduate assistant for the Bearcats from 2003-04, will coordinate the Bearcats' on-campus recruiting efforts.

He joins the program after serving three seasons as the defensive coordinator and defensive backs coach at Seton Hill University in Greensburg, Pa.

Huster came to Seton Hill from Saint Joseph's College in Indiana, where he served as defensive backs coach from January of 2005 to January 2008. In March of 2006, he was promoted to defensive coordinator. In 2007, Huster was promoted to assistant head coach/defensive coordinator. Huster's first year at the controls of the SJC defense saw the Pumas rank 14th in Division II in total defense (249.9 yards allowed per game) and 20th in the country in rushing defense (91.6 ypg). The Pumas ranked seventh in the nation with 23 interceptions. He coached several all-conference players, including all region defensive back Dequan Young, the only defensive player in their conference to participate in the national Division II Cactus Bowl. The Pumas captured two conference championships during Huster's stint at SJC. Coach Huster was also in charge of the strength and conditioning program within the duration of his career at SJC.

Seton Hill finished the 2008 season with a 10-3 overall record and advanced to the second round of the NCAA Division II playoffs after defeating American International in the first round.

Huster had his first stint in Clifton as a graduate assistant coach from 2003-04. In 2003, he worked with the defensive linemen under head coach Rick Minter. In 2004, he coached defensive backs under head coach Mark Dantonio, currently the head coach at Michigan State University. Coach Huster helped the Bearcats claim a victory at the Ft. Worth Bowl against Marshall in December of 2004.

A native of Cincinnati, he previously served as defensive coordinator at Lockland High School from 2000-03. He graduated with a bachelor of science degree in education from the College of Mount Saint Joseph, also located in Cincinnati. He was a four-year starter for CMSJ at defensive back, and was a team captain as a senior.

Huster, his wife Christina and daughter Macey live in Cincinnati.



DOC GAMBLE

First Season » Tennessee-Martin '94

STAFF ASSOCIATE/OFFENSE

Former Withrow High School head football coach Doc Gamble is in his first season at the University of Cincinnati serving as an offensive assistant.

Gamble will assist the offensive staff in all aspects on and off the field, including film breakdown, scouting, practice preparation, and recruiting.

He served seven seasons as the head coach at Withrow, with a 53-19 record and a pair of playoff appearances.

Gamble, who coached UC freshman Brandon Mitchell in high school, has previous collegiate experience at East Carolina (2002), and Mount Saint Joseph (2000-01).

He also coached at Fairfield High School for one year in 2009 and was 1-9, his lone losing season as a head coach. Gamble earned the Paul Brown Excellence in Coaching Award in 2004.

While a student at Withrow, Gamble served as the team's quarterback for three seasons, including one undefeated year. He went on to play quarterback at North Dakota State College of Science and at the University of Tennessee at Martin.



LARRY KNIGHT

First Season » Central Michigan '09

DEFENSIVE GRADUATE ASSISTANT

Larry Knight joined the University of Cincinnati football staff in the summer of 2011 as the defensive graduate assistant.

He will assist the defensive staff in all aspects on and off the field, including film breakdown, scouting, practice preparation, and helping to manage the offensive scout team.

Knight was a four-year letterwinner at Central Michigan (2006-09) earning Third-Team All-Mid American Conference honors as a senior. Knight was part of three MAC Championship teams in 2006, 2007 and 2009, respectively, and also played in four bowl games. He is a two-time winner of the team's Hold the Rope award.

The Augusta, Ga. native earned his bachelor's degree in entrepreneurship from CMU in 2009.



TODD MCMINN

First Season » Tennessee '97

DIRECTOR OF FOOTBALL EQUIPMENT OPERATIONS

Todd McMinn is entering his first year at the University of Cincinnati serving as the director of football equipment operations.

McMinn joined the Bearcats after serving as an assistant football equipment manager at Duke University from 2008-2011.

He handles all day-to-day aspects of the football program's equipment needs, including purchasing, maintenance, organization, as well as coordination of the student assistant program.

McMinn also oversees the purchasing, storing, issuing, fitting and repairing of all athletics equipment and works directly with adidas to outfit the Bearcats in accordance with the NCAA, BIG EAST Conference and University rules and regulations.

His responsibilities for home and away games and practices consist of the setup and teardown of Nippert Stadium, UC's home and game locker rooms, as well as ensuring equipment is ready for travel.

McMinn coordinates the logistical efforts for taking the Bearcats' equipment on the road with Bill Kissel, the owner of Bell Moving and Storage, located in Fairfield, Ohio.

A native of Union City, Tenn., McMinn's previous experience in athletics includes stints with the University of Tennessee men's basketball program as a student manager and graduate assistant (1993-99), University of Tennessee football program as an equipment room manager (2001-04) and the NFL's Tennessee Titans as a visiting team clubhouse manager (2005-07).

McMinn earned his undergraduate degree from Tennessee in sport management in 1997 and later received a master's degree in sport administration from Tennessee in 1999.

McMinn is married to the former Rachel Whaley of Pigeon Forge, Tenn.



MIKE MICKENS

First Season » Cincinnati '11

STAFF ASSOCIATE/DEFENSE

Former UC standout defensive back Mike Mickens joined the football staff in the Spring of 2011 as a defensive assistant.

He will assist the defensive staff in all aspects on and off the field, including film breakdown, scouting, and practice preparation.

Mickens was drafted by the Dallas Cowboys in the seventh round of the 2009 NFL Draft. He also played for the Tampa Bay Buccaneers and Cincinnati Bengals.

Mickens was a four-year letterwinner at UC (2005-08) and is the school's career leader in interceptions (14) and interception return yards (296). The 2008 Playboy and FWAA All-America selection was a semifinalist for the 2008 Jim Thorpe Award, a First-Team All-BIG EAST pick and two-time Second-Team All-BIG EAST Conference selection.

The Huber Hts., Ohio native earned his bachelor's degree in criminal justice from UC in the Winter of 2011.

Mickens and his wife Jessica live in Cincinnati.



SHERRY MURRAY

Second Season » Cincinnati '91

ASSISTANT TO HEAD COACH BUTCH JONES

Sherry Murray enters her second season as the assistant to head football coach Butch Jones. In her current role, Murray coordinates Jones's schedule and is responsible for all football staff and office operations as well as event planning.

Prior to joining the football staff, Murray served as the administrative coordinator in the UCATS office from 2008-2010. In that role, she was responsible for the day to day operations of the UCATS office and the coordination of all UCATS events.

Prior to coming to UC, she was employed by the Northwest Local School District for from 1999-2008. For the first eight years was the Assistant to the Head Football Coach and Assistant Principal and finished out her ninth year in the School Board Administration office of Student Services.

She earned an Associate Degree in Applied Business from the University of Cincinnati in 1991.



BRANDON MYLES

Second Season » West Virginia '06

STAFF ASSOCIATE/OFFENSE

Brandon Myles joined the University of Cincinnati football staff as an offensive assistant in Jan. 2010.

Myles assists the offensive staff in all aspects on and off the field, including film breakdown, scouting, practice preparation, and recruiting.

Myles came to UC after spending the 2009 season in the same position at Central Michigan University.

A 2006 graduate of West Virginia University, Myles was a four-year letterwinner for the Mountaineers. During his time in Morgantown, he caught 76 passes for 1,196 yards and 13 touchdowns. Myles ranks tenth among WVU receivers in career touchdown receptions. Myles started 29 of his 39 collegiate games at WVU.

Prior to entering the coaching ranks, Myles placed professional football for three years in the NFL with the New York Giants and in the CFL with the Saskatchewan Roughriders and Hamilton Tiger-Cats.



CHRIS SPOGNARDI

Second Season » Central Michigan '08

ADMINISTRATIVE ASSISTANT

Chris Spognardi is entering his second season at the University of Cincinnati, serving as an administrative assistant on head coach Butch Jones' staff.

Spognardi assists Jones in the day-to-day operations of the program with specific responsibilities relating to graphic design, camp and information brochures, signage, and the many ongoing improvements to the football graphics program throughout the Richard E. Lindner Center.

He joined the Bearcats staff after serving as the video coordinator at Central Michigan University in 2009. He spent the previous four seasons as a student assistant working with the offense and later a graphic designer.

He earned a bachelor's degree of applied arts in sports management and marketing from CMU in 2008. He started his college career at Ashland University where he was a wide receiver in 2004 and 05.

Spognardi, a native of Mansfield, Ohio, and his wife Nicole live in Northern Kentucky with their son Tony.



MICHAEL SZERSZEN

Second Season » Charleston (W.Va.) '01

ASSISTANT DIRECTOR, FOOTBALL STRENGTH & CONDITIONING

Mike Szerszen (SIR-shin) was named assistant football strength and conditioning coach at Cincinnati in January 2010 after three years as the head strength and conditioning coach at Eastern Michigan University.

Szerszen, a 10-year veteran of the coaching ranks, served under UC's director of football strength and conditioning, Dave Lawson, at EMU for four years prior to assuming the head strength and conditioning job in April of 2007.

At EMU, Szerszen oversaw the strength and conditioning efforts for all 21 varsity sports while working closely with the football team.

Before joining the EMU staff, Szerszen was an assistant strength and conditioning coach at the United States Military Academy (Army) the previous year.

The 31-year-old Szerszen earned his undergraduate degree in sports medicine in 2001 from the University of Charleston (W.Va.).

He was a volunteer strength and conditioning coach at West Virginia University from May 2000 to May 2001 before earning his master's degree in athletic coaching education in August 2002.

While working on his master's, Szerszen, a native of Wheeling, W.Va., was a graduate assistant strength and conditioning coach at WVU from May 2001 to July 2002.

Szerszen then moved on to Army in July 2002, as an assistant strength and conditioning coach where he supervised and oversaw the operation of a 6,000-square foot weight room.


ANGELO COLOSIMO

DIRECTOR OF ORTHOPAEDIC SERVICES

Angelo J. Colosimo, M.D. is currently an Assistant Professor, Director of the Division of Sports Medicine and Director of Orthopaedic Services for University of Cincinnati Department of Athletics.

Colosimo is in his 20th season as Team Orthopaedic Surgeon for the University of Cincinnati and also serves the same role for the Cincinnati Bengals Football Club. He is the co-director of the University of Cincinnati/Wellington Sports Medicine Fellowship.

Dr. Colosimo takes an active role in the Greater Cincinnati community by supporting and providing medical coverage for several area high schools.

A native of Yonkers, N.Y., Dr. Colosimo was a two-time first-team academic all-America running back at Colgate University. He signed as a free agent with the New England Patriots and eventually entered New York University School of Medicine, where he obtained his M.D.

Dr. Colosimo conducted his orthopaedic residency training at the Duke University Medical Center and assisted in the care of the Blue Devil athletics teams. Upon completion of his orthopaedic residency, he moved on to a Sports Medicine Fellowship with the Kentucky Sports Medicine Clinic in Lexington, Ky., and served as assistant orthopaedic surgeon to both Kentucky and Eastern Kentucky athletics.

Dr. Colosimo is a member of numerous societies, including The American Orthopaedic Society for Sports Medicine, Arthroscopy Association of North America, American Academy of Orthopaedic Surgeons and many others. He also is on the board for Greater Cincinnati Chapter of the National Football Foundation and College Hall of Fame.

As the director of the sports medicine division in the department of orthopaedics at the University of Cincinnati, Dr. Colosimo is involved in the education of residents and sports medicine fellows. He is involved in ongoing sports medicine research and lectures regionally and nationally on numerous sports medicine topics.


JON DIVINE


HEAD TEAM PHYSICIAN

Dr. Jon Divine is in his second season as head team physician for the University of Cincinnati Department of Athletics and his second year with the football team.

Divine, who will split time between UC Orthopedics and the Cincinnati Children's Hospital Sports Medicine program, worked primarily with the Bearcats football team during the 2009-10 season.

Divine, who has served as the medical director in sports medicine at Cincinnati Children's since 2004, came to Cincinnati from Houston, where he was on the clinical and teaching faculty of Southwest Memorial Family Practice. He also was medical director of The Wellness Institute of Memorial-Hermann Healthcare System and team physician for the University of Houston and the Houston Comets women's basketball team.


He earned his medical degree at the University of Texas Medical Branch at Galveston and completed his residency in the family medicine department at Baylor College of Medicine. He is board certified in family practice and is a fellow in the American College of Sports Medicine.


EMI MATSUNO

ASSOCIATE HEAD FOOTBALL ATHLETIC TRAINER


JIM ELLIS

TEAM OPTOMETRIST


JOE RAUSCH

SENIOR PHYSICAL THERAPIST/ASSISTANT ATHLETIC TRAINER


JEROME MCMAHON

TEAM DENTIST


MICHAEL SHAFFER

TEAM PHYSICIAN



2010 SEASON IN REVIEW



POSTSEASON NOTES



RESULTS (4-8, 2-5 BIG EAST CONFERENCE)

SEPTEMBER

4	at Fresno State (ESPN2)	L, 28-14
11	INDIANA STATE (BIG EAST Network)	W, 40-7
16	at NC State (ESPN)	L, 30-19
25	No. 8/9 OKLAHOMA ^ (ESPN2)	L, 31-29

OCTOBER

9	MIAMI (OH) (ESPN3.com)	W, 45-3
15	at Louisville * (ESPN)	W, 35-27
22	USF * (ESPN2)	L, 38-30
30	SYRACUSE * (ESPN2)	L, 31-7

NOVEMBER

13	at West Virginia * (BIG EAST Network)	L, 30-10
20	RUTGERS * (BIG EAST Network)	W, 69-38
27	at Connecticut * (BIG EAST Network)	L, 38-17

DECEMBER

4	PITTSBURGH * (ABC, ESPN, ESPN2)	L, 28-10
---	---------------------------------	----------

*-BIG EAST game; Home games in **BOLD CAPS**, played at Nippert Stadium unless otherwise noted. ^-Paul Brown Stadium. All times eastern.



2010 POSTSEASON TEAM AWARDS

Scout Team Offensive Player of the Year Travis Kelce
 Scout Team Defensive Player of the Year Camaron Beard
 Special Teams Player of the Year Collin McCafferty
 Specialist of the Year Jacob Rogers
 Brig Owens Outstanding Offensive Back Zach Collaros
 Isaiah Pead
 Brig Owens Outstanding Defensive Back Drew Frey
 Most Valuable Receiver Armon Binns
 John Pease Outstanding Offensive Lineman Jason Kelce
 John Pease Outstanding Defensive Lineman Derek Wolfe
 Most Valuable Linebacker JK Schaffer
 Jim Kelly Hold the Rope Award (Offense) CJ Cobb
 Jim Kelly Hold the Rope Award (Defense) Walter Stewart
 C-Club Strothman Academic Award Alex Hoffman
 Glenn Sample Community Service Award John Goebel
 Claude Rost MVP Award Armon Binns

2010 STATISTICAL LEADERS

PASSING

12 QB ZACH COLLAROS

6-0, 216, Jr.-2L, Steubenville, Ohio

C	A	INT	YDS	TD
225	383	14	2,902	26



A unanimous First-Team All-BIG EAST selection at quarterback ... made 11 starts, missing one game due to injury, and was 225-of-383 for 2,902 yards and 26 touchdowns ... led the BIG EAST and ranked in the Top-20 nationally in passing ypg (263.8), total offense (282.2), and points responsible for (15 ppg) ... also led the conference in total passing yards (2,902), touchdown passes (26) and completions (20.5 cpg).

RUSHING

23 RB ISAIAH PEAD

5-11, 200, Jr.-2L, Columbus, Ohio

RSH	YDS	TD	LG	YPG
157	1,029	6	80	93.5



Earned Second-Team All-BIG EAST accolades at running back ... UC's first 1,000-yard rusher since 2004 ... recorded 1,029 yards and six touchdowns on 157 attempts, despite missing almost two full games due to injury ... ranked third in the BIG EAST in rushing, but led the conference for the second-straight year with his 6.6 ypc avg ... had four 100-yard rushing games including a career-best 216 vs. Rutgers.

RECEIVING

80 WR ARMON BINNS

6-3, 204, Sr.-3L, Pasadena, Calif.

REC	YDS	TD	LG	YPG
75	1,101	10	62	91.8



Named First-Team All-BIG EAST at wide receiver ... led the league in both receptions per game (6.2) and receiving yards per game (91.8) ... caught 75 balls for 1,101 yards and a team-high 10 touchdowns ... became just the seventh UC receiver to eclipse the 1,000-yard mark ... Binns and D.J. Woods were top-2 receivers in the BIG EAST in yards per game, overall yardage, touchdown receptions, and 100-yard receiving games.

SCORING

97 K JACOB ROGERS

6-4, 217, Sr.-3L, Warsaw, Ind.

FG	PAT	2PT	PTS	PPG
11-14	38-40	0	71	5.9



Saw action in all 12 games handling kicking and kickoff duties ... closed out a strong four-year career and became the school's all-time scoring leader with 339 points ... also holds the school marks for extra points made (186), extra points attempted (195), points scored by kicking (339), and is tied for consecutive field goals made (13) ... has three of the five longest field goals in school history.

TACKLES

37 LB JK SCHAFFER

6-1, 223, Jr.-2L, Cincinnati, Ohio

UA	A	TOT	TFL	INT
67	44	111	9.5	1



Took Second-Team All-BIG EAST honors at linebacker ... led the defense with his 111 tackles and 67 solo stops ... recorded his second-straight 100-tackle campaign ... his 9.5 tackles for a loss ranked second on the squad ... had six passes defended and five pass break ups which tied for the team lead ... had four double-digit tackle games, including a career-best 16 stops twice (at NC State, at WVU).



Jacob Rogers



JK Schaffer



POSTSEASON NOTES

FINAL NATIONAL/BIG EAST STATISTICAL RANKINGS

Category	No.	National	Conference
Rushing Offense	156.7	55	5
Passing Offense	260.7	28	1
Total Offense	417.3	32	1
Scoring Offense	27.1	57	1
Rushing Defense	135.4	39	4
Pass Efficiency Def.	146.6	106	8
Total Defense	369.4	67	7
Scoring Defense	28.0	68	8
Net Punting	37.3	41	4
Punt Returns	7.2	72	8
Kickoff Returns	20.2	94	7
Turnover Margin	-1.3	119	8
Pass Defense	234.0	88	8
Passing Efficiency	131.7	54	4
Sacks	2.3	38	5
Tackles For Loss	6.4	38	5
Sacks Allowed	2.8	97	7

INDIVIDUAL

Rushing			
Pead	93.5	29	4

Passing Efficiency

Collaros	137.49	39	2
----------	--------	----	---

Total Offense

Collaros	282.2	20	1
Pead	93.5	-	11

Receptions Per Game

Binns	6.3	22	1
Woods	4.8	61	3

Receiving Yards Per Game

Binns	91.8	14	1
Woods	74.8	37	2

Interceptions

Richardson	0.2	-	t-9
Frey	0.2	-	t-9

Punting

O'Donnell	41.2	46	2
-----------	------	----	---

Punt Returns

Woods	7.7	46	6
-------	-----	----	---

Kickoff Returns

Woods	22.8	83	7
-------	------	----	---

Field Goals

Rogers	0.9	t-74	7
--------	-----	------	---

Scoring

Rogers	5.9	-	8
--------	-----	---	---

All-Purpose Runners

Woods	454.9	14	1
Pead	110.8	63	5
Binns	91.8	-	10

Sacks

Mills	0.5	t-76	8
Giordano	0.4	-	10

Tackles

Schaffer	9.3	t-32	2
----------	-----	------	---

Tackles For A Loss

Mills	1.0	t-70	6
-------	-----	------	---



Zach Collaros



Jason Kelce



DJ Woods

FINAL BIG EAST CONFERENCE STANDINGS

Standings	Conference	Pct.	PF	PA	Overall	Pct.	PF	PA	Home	Away	Neutral	Streak
West Virginia	5-2	.714	171	85	9-4	.692	327	176	6-1	3-2	0-1	Lost 1
Connecticut	5-2	.714	150	133	8-5	.615	343	286	6-0	2-4	0-1	Lost 1
Pittsburgh	5-2	.714	189	123	8-5	.615	342	247	4-2	3-3	1-0	Won 2
Syracuse	4-3	.571	116	136	8-5	.615	288	251	2-4	5-1	1-0	Won 1
USF	3-4	.429	131	147	8-5	.615	313	260	4-3	3-2	1-0	Won 1
Louisville	3-4	.429	155	129	7-6	.538	343	252	3-4	3-2	1-0	Won 2
Cincinnati	2-5	.286	178	237	4-8	.333	325	336	3-4	1-4	0-0	Lost 2
Rutgers	1-6	.143	150	250	4-8	.333	250	318	3-4	1-4	0-0	Lost 6



Ben Guidugli



Pat O'Donnell



Isaiah Pead

FINAL BIG EAST CONFERENCE STANDINGS

- ▶ The University of Cincinnati wrapped its 123rd football season with an all-time record of 551-550-51 (.502).
- ▶ Cincinnati (1885) is one of the five oldest programs in college football along with Rutgers (1869), Michigan (1879), Navy (1880), and Minnesota (1883).
- ▶ UC had seven new starters on defense and four on offense this season. UC has 63 players at sophomore level or below.
- ▶ The Bearcats started eight sophomores on defense and no seniors, making UC the youngest defensive unit among all BCS Conference teams in 2010.
- ▶ UC's 4-8 mark is its worst record since 2005, the same year the Bearcats last missed a bowl game.
- ▶ UC had seven student-athletes earn all-BIG EAST honors, including first-teamers Armon Binns and Zach Collaros.
- ▶ Collaros made 11 starts, missing one game due to injury, and was 225-of-383 for 2,902 yards and 26 touchdowns. He led the BIG EAST in passing yards per game (263.8), total passing yards (2,902), and total offense (282.2).
- ▶ Binns led the league in both receptions per game (6.2) and receiving yards per game (91.8). He caught 75 balls for 1,101 yards and a team-high 10 touchdowns. Binns became just the seventh UC receiver to eclipse the 1,000-yard mark.
- ▶ Ben Guidugli, Jason Kelce, Isaiah Pead, J.K. Schaffer, and D.J. Woods were named to the second team.
- ▶ Guidugli was the fifth-leading receiver on the squad, catching 24 balls for 197 yards and a pair of touchdowns.
- ▶ Kelce made the switch to center from guard late in camp and did not miss a beat, making 11 starts and helping pave the way for UC's first 1,000-yard rusher since 2004, Pead.
- ▶ Pead rushed for 1,029 yards and six touchdowns on 157 attempts, despite missing almost two full games due to injury. He ranked third in the league in rushing, but led the conference for the second-straight year with his 6.6 ypc avg.
- ▶ Schaffer led the defense with his 111 tackles and 67 solo stops. It was his second-straight 100-tackle campaign.
- ▶ Woods was second on the team with 57 receptions for 898 yards and eight TDs. He was second in the BIG EAST in receiving yards (74.8 ypg) and third in receptions (5.3 rpg).
- ▶ Kicker Jacob Rogers recently became the school's all-time scoring leader and has 335 career points.

**2010 STATISTICS**

DATE	OPPONENT	UC	OPP	ATT	BIG EAST	OVERALL
09/04	at Fresno State	14	28	37,238	0-0	0-1
09/11	INDIANA STATE	40	7	30,807	0-0	1-1
09/16	at NC State	19	30	55,934	0-0	1-2
09/25	OKLAHOMA ^	29	31	58,253	0-0	1-3
10/09	MIAMI (OH)	45	3	33,909	0-0	2-3
10/15	at Louisville *	35	27	55,106	1-0	3-3
10/22	USF *	30	38	32,670	1-1	3-4
10/30	SYRACUSE *	7	31	32,072	1-2	3-5
11/13	at West Virginia *	10	30	56,593	1-3	3-6
11/20	RUTGERS *	69	38	30,265	2-3	4-6
11/27	at Connecticut *	17	38	40,000	2-4	4-7
12/04	PITTSBURGH *	10	28	27,496	2-5	4-8

* - BIG EAST Conference Game; ^ - Played at Paul Brown Stadium

TEAM STATISTICS	Cincinnati	Opponent
SCORING	325	336
Points Per Game	27.1	28.0
FIRST DOWNS	263	236
Rushing	107	89
Passing	130	130
Penalty	26	17
RUSHING YARDAGE	1880	1625
Yards gained rushing	2266	1950
Yards lost rushing	386	325
Rushing Attempts	402	465
Average Per Rush	4.7	3.5
Average Per Game	156.7	135.4
TDs Rushing	15	19
PASSING YARDAGE	3128	2808
Comp-Att-Int	251-435-15	240-370-8
Average Per Pass	7.2	7.6
Average Per Catch	12.5	11.7
Average Per Game	260.7	234.0
TDs Passing	27	25
TOTAL OFFENSE	5008	4433
Total Plays	837	835
Average Per Play	6.0	5.3
Average Per Game	417.3	369.4
KICK RETURNS: #-Yards	59-1191	45-980
PUNT RETURNS: #-Yards	21-151	17-81
INT RETURNS: #-Yards	8-23	15-294
KICK RETURN AVERAGE	20.2	21.8
PUNT RETURN AVERAGE	7.2	4.8
INT RETURN AVERAGE	2.9	19.6
FUMBLES-LOST	24-14	20-6
PENALTIES-Yards	81-761	75-685
Average Per Game	63.4	57.1
PUNTS-Yards	55-2232	67-2621
Average Per Punt	40.6	39.1
Net punt average	37.3	35.7
TIME OF POSSESSION/Game	27:37	32:22
3RD-DOWN Conversions	78/171	74/175
3rd-Down Pct	46%	42%
4TH-DOWN Conversions	6/14	6/12
4th-Down Pct	43%	50%
SACKS BY-Yards	27-161	33-246
MISC YARDS	0	0
TOUCHDOWNS SCORED	42	44
FIELD GOALS-ATTEMPTS	11-14	9-14
ON-SIDE KICKS	0-2	0-0
RED-ZONE SCORES	(32-41) 78%	(37-46) 80%
RED-ZONE TOUCHDOWNS	(25-41) 61%	(30-46) 65%
PAT-ATTEMPTS	(38-40) 95%	(43-44) 98%

ATTENDANCE	245472	244871
Games/Avg Per Game	7/35067	5/48974
Neutral Site Games		0/0

SCORE BY QUARTERS	1st	2nd	3rd	4th	TOTAL
Cincinnati	81	111	62	71	325
Opponents	80	138	52	66	336

INDIVIDUAL STATISTICS

PASSING	G	Effic	Cmp-Att-Int	Pct	Yds	TD	Lng	Avg/G
COLLAROS, Zach	11	137.49	225-383-14	58.7	2902	26	69	263.8
ANDERSON, Chazz	7	92.45	23-45-1	51.1	206	1	33	29.4
KAY, Brendon	1	78.00	3-6-0	50.0	20	0	9	20.0
TOTAL	12	131.69	251-435-15	57.7	3128	27	69	260.7
OPPONENTS	12	146.59	240-370-8	64.9	2808	25	70	234.0

RUSHING	GP	Att	Gain	Loss	Net	Avg	TD	Long	Avg/G
PEAD, Isaiah	11	157	1063	34	1029	6.6	6	80	93.5
COLLAROS, Zach	11	121	480	278	202	1.7	4	31	18.4
GOEBEL, John	12	33	198	2	196	5.9	3	28	16.3
WINN, George	10	33	155	10	145	4.4	0	22	14.5
WILLIAMS, D.	4	20	145	1	144	7.2	0	23	36.0
WOODS, DJ	12	11	99	12	87	7.9	2	40	7.2
ANDERSON, Chazz	7	19	106	26	80	4.2	0	20	11.4
KAY, Brendon	1	2	14	0	14	7.0	0	7	14.0
FEARING, Adam	1	2	6	0	6	3.0	0	4	6.0
TOTAL	12	402	2266	386	1880	4.7	15	80	156.7
OPPONENTS	12	465	1950	325	1625	3.5	19	85	135.4

RECEIVING	G	No.	Yds	Avg	TD	Long	Avg/G
BINNS, Armon	12	75	1101	14.7	10	62	91.8
WOODS, DJ	12	57	898	15.8	8	69	74.8
PEAD, Isaiah	11	26	190	7.3	1	34	17.3
BARNETT, Marcus	12	25	333	13.3	2	69	27.8
GUIDUGLI, Ben	11	24	197	8.2	2	17	17.9
MCCLUNG, A.	10	22	217	9.9	2	26	21.7
ROBINSON, A.	9	6	65	10.8	1	23	7.2
HAZELTON, Vidal	1	6	63	10.5	0	24	63.0
GOEBEL, John	12	5	17	3.4	1	8	1.4
WOODARD, Orion	12	2	18	9.0	0	9	1.5
LEGAUX, Munchie	7	1	18	18.0	0	18	2.6
WINN, George	10	1	6	6.0	0	6	0.6
WILLIAMS, D.	4	1	5	5.0	0	5	1.2
TOTAL	12	251	3128	12.5	27	69	260.7
OPPONENTS	12	240	2808	11.7	25	70	234.0



2010 STATISTICS

ALL PURPOSE	G	Rush	Rec	PR	KOR	IR	Tot	Avg/G
WOODS, DJ	12	87	898	146	728	0	1859	154.9
PEAD, Isaiah	11	1029	190	0	0	0	1219	110.8
BINNS, Armon	12	0	1101	0	0	0	1101	91.8
MCCLUNG, A.	10	0	217	6	198	0	421	42.1
BARNETT, Marcus	12	0	333	0	30	0	363	30.2
WILLIAMS, D.	4	144	5	0	133	0	282	70.5
GOEBEL, John	12	196	17	0	61	0	274	22.8
COLLAROS, Zach	11	202	0	0	0	0	202	18.4
GUIDUGLI, Ben	11	0	197	0	0	0	197	17.9
WINN, George	10	145	6	0	0	0	151	15.1
HAZELTON, Vidal	1	0	63	0	41	0	104	104.0
ANDERSON, Chazz	7	80	0	0	0	0	80	11.4
ROBINSON, A.	9	0	65	0	0	0	65	7.2
LEGAUX, Munchie	7	0	18	0	0	0	18	2.6
WOODARD, Orion	12	0	18	0	0	0	18	1.5
FREY, Drew	11	0	0	0	0	15	15	1.4
KAY, Brendon	1	14	0	0	0	0	14	14.0
JOHNSON, Reuben	12	0	0	0	0	9	9	0.8
FEARING, Adam	1	6	0	0	0	0	6	6.0
CHEATHAM, C.	12	0	0	0	0	1	1	0.1
RICHARDSON, Wes	11	0	0	0	0	-2	-2	-0.2
TEAM	6	-23	0	-1	0	0	-24	-4.0
TOTAL	12	1880	3128	151	1191	23	6373	531.1
OPPONENTS	12	1625	2808	81	980	294	5788	482.3

----- PATS -----									
SCORING	TD	FGs	Kick	Rush	Rcv	Pass	DXP	Saf	Points
ROGERS, Jacob	0	11-14	38-40	0-0	0	0-0	0	0	71
BINNS, Armon	10	0-0	0-0	0-0	0	0-0	0	0	60
WOODS, DJ	10	0-0	0-0	0-0	0	0-0	0	0	60
PEAD, Isaiah	7	0-0	0-0	0-0	0	0-0	0	0	42
COLLAROS, Zach	4	0-0	0-0	0-0	0	0-2	0	0	24
GOEBEL, John	4	0-0	0-0	0-0	0	0-0	0	0	24
GUIDUGLI, Ben	2	0-0	0-0	0-0	0	0-0	0	0	12
BARNETT, Marcus	2	0-0	0-0	0-0	0	0-0	0	0	12
MCCLUNG, A.	2	0-0	0-0	0-0	0	0-0	0	0	12
ROBINSON, A.	1	0-0	0-0	0-0	0	0-0	0	0	6
TEAM	0	0-0	0-0	0-0	0	0-0	0	1	2
TOTAL	42	11-14	38-40	0-0	0	0-2	0	1	325
OPPONENTS	44	9-14	43-44	0-0	0	0-0	0	1	336

TOTAL OFFENSE	G	Plays	Rush	Pass	Total	Avg/G
COLLAROS, Zach	11	504	202	2902	3104	282.2
PEAD, Isaiah	11	157	1029	0	1029	93.5
ANDERSON, Chazz	7	64	80	206	286	40.9
GOEBEL, John	12	33	196	0	196	16.3
WINN, George	10	33	145	0	145	14.5
WILLIAMS, D.	4	20	144	0	144	36.0
WOODS, DJ	12	11	87	0	87	7.2
KAY, Brendon	1	8	14	20	34	34.0
FEARING, Adam	1	2	6	0	6	6.0
TOTAL	12	837	1880	3128	5008	417.3
OPPONENTS	12	835	1625	2808	4433	369.4

PUNTING	No.	Yds	Avg	Long	TB	FC	I20	50+	Blkd
O'DONNELL, Pat	52	2178	41.9	61	5	13	16	6	0
TEAM	2	19	9.5	15	0	0	0	0	0
COLLAROS, Zach	1	35	35.0	35	0	0	1	0	0
TOTAL	55	2232	40.6	61	5	13	17	6	0
OPPONENTS	67	2621	39.1	66	4	20	17	8	0

KICKOFFS	No.	Yds	Avg	TB	OB	Retn	Net	YdLn
ROGERS, Jacob	63	4132	65.6	17	1			
TOTAL	63	4132	65.6	17	1	980	44.6	25
OPPONENTS	66	4074	61.7	5	2	1191	42.2	27

FIELD GOALS	FGM-FGA	Pct	01-19	20-29	30-39	40-49	50+	Lg	Blk
ROGERS, Jacob	11-14	78.6	0-0	4-4	2-2	5-7	0-1	49	0

FG SEQUENCE	CINCINNATI	OPPONENTS
Fresno State	48	-
Indiana State	(48)	36
NC State	52	(19)
Oklahoma	(22),(43),(43)	42,(42)
Miami (OH)	(24)	(48)
Louisville	-	40,(26),40,(37)
USF	(26),(21),(44)	(33)
Syracuse	-	(26)
WVU	(49)	-
Rutgers	-	(28)
Connecticut	(32),44	(24)
Pittsburgh	(33)	38

PUNT RETURNS	No.	Yds	Avg	TD	Long
WOODS, DJ	19	146	7.7	0	25
TEAM	1	-1	-1.0	0	0
MCCLUNG, A.	1	6	6.0	0	6
TOTAL	21	151	7.2	0	25
OPPONENTS	17	81	4.8	0	15

INTERCEPTIONS	No.	Yds	Avg	TD	Long
RICHARDSON, Wes	2	-2	-1.0	0	0
FREY, Drew	2	15	7.5	0	15
JOHNSON, Reuben	1	9	9.0	0	9
SCHAEFFER, JK	1	0	0.0	0	0
LAMBERT, Pat	1	0	0.0	0	0
CHEATHAM, C.	1	1	1.0	0	1
TOTAL	8	23	2.9	0	15
OPPONENTS	15	294	19.6	0	79

KICK RETURNS	No.	Yds	Avg	TD	Long
WOODS, DJ	32	728	22.8	0	47
MCCLUNG, A.	11	198	18.0	0	28
WILLIAMS, D.	8	133	16.6	0	28
GOEBEL, John	4	61	15.2	0	20
HAZELTON, Vidal	3	41	13.7	0	18
BARNETT, Marcus	1	30	30.0	0	30
TOTAL	59	1191	20.2	0	47
OPPONENTS	45	980	21.8	0	42

FUMBLE RETURNS	No.	Yds	Avg	TD	Long
TOTAL	0	0	0.0	0	0
OPPONENTS	1	21	21.0	0	21



2010 STATISTICS

			-----Tackles-----				-Sacks-		---Pass Def---			-Fumbles-		Blkd	
DEFENSE		GP-GS	Solo	Ast	Total	TFL/Yds	No-Yards	Int-Yds	BrUp	QBH		Rcv-Yds	FF	Kick	Saf
37	SCHAFFER, JK	12-12	67	44	111	9.5-34	3.0-15	1-0	5	1	.	2	.	.	.
4	BOMAR, Maalik	12-12	47	23	70	8.0-38	2.0-14	.	.	1	.	2	.	.	.
5	JOHNSON, Reuben	12-11	49	13	62	3.0-14	1.0-12	1-9	5
54	STEWART, Walter	12-12	45	15	60	8.0-24	2.0-13	.	1	4	1-0	1	.	.	.
58	MILLS, Brandon	12-9	42	16	58	12.5-52	6.0-36	.	1	2	.	3	.	.	.
26	FREY, Drew	11-11	38	14	52	1.5-3	.	2-15	1
95	WOLFE, Derek	12-12	29	19	48	6.5-26	4.0-21	.	1	2
40	HUGHES, John	12-12	27	20	47	4.5-12	.	.	1	2	1-0
21	CHEATHAM, C.	12-10	32	11	43	2.0-3	.	1-1	5	1	.	1	.	.	.
24	RICHARDSON, Wes	11-10	27	15	42	.	.	2--2	.	.	3-0	1	.	.	.
99	GIORDANO, Dan	12-11	23	13	36	8.0-49	4.5-31	.	1	3	.	1	.	.	.
57	CHEATHAM, O.	11-0	17	9	26	3.0-5	1.0-3	.	1	1
13	LAMBERT, Pat	12-2	13	10	23	1.0-8	0.5-7	1-0
94	STEPP, Jordan	11-0	15	5	20	3.5-4	1	.	.	.
9	BATTLE, D.	3-3	8	4	12	2.0-6	1.0-1	.	2
84	WOODARD, Orion	12-0	8	4	12
20	WILLIAMS, Chris	11-4	6	4	10	2.0-11	1.0-5	.	1
1M	MCCAFFERTY, C.	12-0	8	1	9
33	DRANE, Deven	8-1	6	3	9
87	TAYLOR, Monte	11-0	6	1	7	2.0-7	1.0-3
31	HORNER, Bruce	10-0	6	.	6
2C	CHENAULT, Arryn	8-0	4	2	6
47	LOZIER, Colin	11-0	6	.	6
43	ARMSTRONG, R.	3-0	2	2	4
45	TRIGG, Rob	9-0	2	2	4
42	DARLING, Antwan	11-0	3	1	4
46	MEADOR, Mitch	12-0	3	1	4	1
22	GOEBEL, John	12-0	.	2	2
32	WINN, George	10-0	1	1	2
81	HILTON, Tomaz	11-0	.	2	2
36	QUETANT, Quincy	2-0	2	.	2
23	PEAD, Isaiah	11-10	2	.	2
96	DETEMPLE, Tom	12-0	2	.	2
5H	HANCOCK, Steve	8-0	1	1	2	1
2H	HALEY, Reuben	12-0	.	2	2	1-0
66	GRIFFIN, Samuel	12-12	1	.	1
17	MCCLUNG, A.	10-2	1	.	1
3R	ROBERSON, Aaron	8-0	1	.	1
60	KELCE, Jason	12-12	1	.	1
12	COLLAROS, Zach	11-11	1	.	1
8	WITTY, Adrian	4-0	1	.	1
34	O'DONNELL, Pat	12-0	1	.	1
85	BARNETT, Marcus	12-10	1	.	1
53	MARTINEZ, Randy	12-11	1	.	1
19	GUIDUGLI, Ben	11-11	1	.	1
TM	TEAM	6-0	1
TOTAL		12-0	557	260	817	77-296	27-161	8-23	25	19	6-0	12	.	.	1
OPPONENTS		12-0	559	164	723	80.0-365	33-246	15-294	48	23	14-21	15	3	.	1



2010 STATISTICS

PASSING

#12 COLLAROS, Zach	Att	Comp	Int	Pct	Yards	TD	Long	Sack	Yds	Effic
Fresno State	41	24	0	58.5	219	1	25	8	64	111.5
Indiana State	17	11	0	64.7	130	2	29	2	25	167.8
NC State	31	19	0	61.3	310	3	68	5	33	177.2
Oklahoma	38	23	1	60.5	305	3	69	3	22	148.7
Miami (OH)	17	14	0	82.4	216	3	48	0	0	247.3
Louisville	28	18	2	64.3	275	5	62	0	0	191.4
USF	53	30	1	56.6	463	3	69	3	27	144.9
WVU	45	25	2	55.6	221	0	24	5	28	87.9
Rutgers	39	23	1	59.0	366	4	35	2	11	166.5
Connecticut	50	26	4	52.0	288	1	24	1	8	91.0
Pittsburgh	24	12	3	50.0	109	1	26	1	3	76.9
TOTALS	383	225	14	58.7	2902	26	69	30	221	137.5

#14 ANDERSON, Chazz	Att	Comp	Int	Pct	Yards	TD	Long	Sack	Yds	Effic
Miami (OH)	4	1	0	25.0	9	0	9	1	9	43.9
USF	8	4	0	50.0	49	0	20	1	9	101.4
Syracuse	33	18	1	54.5	148	1	33	1	7	96.2
TOTALS	45	23	1	51.1	206	1	33	3	25	92.5

#11 KAY, Brendon	Att	Comp	Int	Pct	Yards	TD	Long	Sack	Yds	Effic
Syracuse	6	3	0	50.0	20	0	9	0	0	78.0
TOTALS	6	3	0	50.0	20	0	9	0	0	78.0

RUSHING

PLAYER	No-Yds/TD	FSU	ISU	NCST	OKLA	MIA	LOU	USF	SYR	WVU	RUT	CONN	PITT
PEAD, Isaiah	157-1029/6	10-36/0	DNP	-	21-169/0	10-197/1	21-145/0	15-48/0	11-23/0	8-78/1	31-213/4	11-23/0	19-97/0
COLLAROS, Zach	121-202/4	18--22/1	11-32/1	22-32/0	9--17/0	1--4/0	7-32/0	10-27/0	DNP	7--26/0	7-17/1	15-84/1	14-47/0
GOEBEL, John	33-196/3	-	9-75/2	3-19/0	1-4/0	10-68/1	2-6/0	1-7/0	2-4/0	1-8/0	1--1/0	1-4/0	2-2/0
WINN, George	33-145/0	DNP	11-48/0	-	-	19-81/0	DNP	-	-	-	3-16/0	-	-
WILLIAMS, D.	20-144/0	1-3/0	13-117/0	6-24/0	-	DNP	DNP	DNP	DNP	DNP	DNP	DNP	DNP
WOODS, DJ	11-87/2	2-8/0	-	-	1-0/0	1-18/1	1--1/0	-	1-2/0	-	4-50/1	-	1-10/0
ANDERSON, Chazz	19-80/0	-	-	DNP	-	3-18/0	DNP	3--4/0	13-66/0	DNP	-	DNP	DNP
KAY, Brendon	2-14/0	DNP	DNP	DNP	DNP	DNP	DNP	DNP	2-14/0	DNP	DNP	DNP	DNP
FEARING, Adam RB	2-6/0	DNP	DNP	DNP	DNP	2-6/0	DNP	DNP	DNP	DNP	DNP	DNP	DNP

RECEIVING

PLAYER	No-Yds/TD	FSU	ISU	NCST	OKLA	MIA	LOU	USF	SYR	WVU	RUT	CONN	PITT
BINNS, Armon	75-1101/10	7-55/0	3-59/2	6-95/0	3-26/0	5-115/2	8-175/3	12-158/2	3-28/0	10-115/0	6-139/0	9-107/1	3-29/0
WOODS, DJ	57-898/8	6-72/1	5-46/0	6-146/2	7-171/1	5-54/0	2-61/2	9-137/0	5-56/1	3-32/0	6-97/1	2-18/0	1-8/0
BARNETT, Marcus	25-333/2	-	-	5-61/1	2-18/0	-	1-8/0	9-174/1	4-28/0	1-3/0	-	3-41/0	-
MCCLUNG, A.	22-217/2	DNP	-	DNP	4-58/0	-	1-5/0	-	-	4-28/0	4-36/1	5-46/0	4-44/1
GUIDUGLI, Ben	24-197/2	1-1/0	2-17/0	1-3/0	DNP	4-47/1	4-26/0	2-16/0	-	2-25/0	2-19/1	5-40/0	1-3/0
PEAD, Isaiah	26-190/1	4-28/0	DNP	-	4-9/0	-	2-0/0	2-27/0	4-28/0	4-19/0	2-36/1	2-36/0	2-7/0
ROBINSON, A.	6-65/1	DNP	-	-	2-19/1	-	-	-	1-7/0	-	3-39/0	DNP	DNP
HAZELTON, Vidal	6-63/0	6-63/0	DNP	DNP	DNP	DNP	DNP	DNP	DNP	DNP	DNP	DNP	DNP
WOODARD, Orion	2-18/0	-	-	-	-	1-9/0	-	-	1-9/0	-	-	-	-
LEGAUX, Munchie WR	1-18/0	DNP	DNP	DNP	DNP	-	DNP	-	-	-	-	-	1-18/0
GOEBEL, John	5-17/1	-	1-8/0	-	1-4/1	-	-	-	2-6/0	1--1/0	-	-	-
WINN, George	1-6/0	DNP	-	-	-	-	DNP	-	1-6/0	-	-	-	-
WILLIAMS, D.	1-5/0	-	-	1-5/0	-	DNP	DNP	DNP	DNP	DNP	DNP	DNP	DNP



2010 STATISTICS

TOTAL TACKLES

PLAYER	UA-A	TOT	FSU	ISU	NCST	OKLA	MIA	LOU	USF	SYR	WVU	RUT	CONN	PITT
SCHAFFER, JK	67-44	111	2-5	4-5	6-10	8-5	3-1	5-2	4-0	8-1	9-7	6-1	4-5	8-2
BOMAR, Maalik	47-23	70	4-1	4-0	5-3	7-3	3-3	4-1	5-1	3-1	3-2	1-1	5-6	3-1
JOHNSON, Reuben	49-13	62	4-4	2-0	3-1	7-1	3-1	9-2	6-0	3-0	6-3	3-0	1-0	2-1
STEWART, Walter	45-15	60	2-0	1-0	2-1	5-1	2-3	7-2	6-0	11-2	3-4	1-0	2-1	3-1
MILLS, Brandon	42-16	58	1-0	3-0	3-2	5-0	1-0	2-1	3-4	1-1	3-4	9-1	5-1	6-2
FREY, Drew	38-14	52	2-2	3-2	1-1	DNP	4-0	5-1	1-2	7-0	2-1	2-1	7-3	4-1
WOLFE, Derek	29-19	48	4-4	3-2	1-1	2-3	-	2-1	2-0	-	3-4	3-0	2-4	7-0
HUGHES, John	27-20	47	2-1	1-0	3-2	2-1	1-0	1-2	2-4	3-0	4-3	-	3-6	5-1
CHEATHAM, C.	32-11	43	1-1	2-1	1-1	7-0	1-2	2-0	3-0	3-1	4-2	2-1	3-1	3-1
RICHARDSON, Wes	27-15	42	1-3	3-1	4-3	5-1	2-0	DNP	-	1-2	5-2	3-0	2-3	1-0
GIORDANO, Dan	23-13	36	3-3	-	4-1	3-3	1-1	4-1	2-1	3-0	0-2	1-0	2-1	-
CHEATHAM, O.	17-9	26	-	1-0	0-1	1-0	4-3	-	1-1	1-0	2-3	2-0	DNP	5-1
LAMBERT, Pat	13-10	23	1-0	3-3	2-2	1-2	3-3	1-0	1-0	-	-	1-0	-	-
STAPP, Jordan	15-5	20	DNP	1-0	0-2	1-0	1-1	-	-	5-1	1-0	2-0	-	4-1
WOODARD, Orion	8-4	12	0-1	2-0	0-1	-	1-0	1-0	1-0	-	0-2	3-0	-	-
BATTLE, D.	8-4	12	DNP	4-1	2-3	2-0	DNP	DNP	DNP	DNP	DNP	DNP	DNP	DNP
WILLIAMS, Chris	6-4	10	1-1	DNP	0-1	2-0	1-0	1-0	-	1-1	-	-	-	0-1
DRANE, Deven	6-3	9	DNP	DNP	DNP	DNP	2-1	-	-	1-0	-	1-1	1-0	1-1
MCCAFFERTY, C.	8-1	9	-	2-0	-	-	-	-	-	1-0	-	5-1	-	-
TAYLOR, Monte	6-1	7	-	1-0	-	DNP	0-1	-	1-0	-	4-0	-	-	-
LOZIER, Colin	6-0	6	-	4-0	-	-	-	-	DNP	-	-	2-0	-	-
CHENAULT, Arryn DB	4-2	6	DNP	DNP	DNP	DNP	3-0	-	1-1	-	-	0-1	-	-
HORNER, Bruce	6-0	6	-	-	-	1-0	2-0	1-0	1-0	-	1-0	-	DNP	DNP
TRIGG, Rob	2-2	4	DNP	1-0	-	DNP	DNP	-	-	-	1-2	-	-	-
ARMSTRONG, R.	2-2	4	DNP	-	DNP	DNP	2-2	DNP	DNP	DNP	DNP	-	DNP	DNP
DARLING, Antwan	3-1	4	DNP	-	-	1-0	-	1-1	-	-	-	-	1-0	-
MEADOR, Mitch	3-1	4	1-0	-	-	-	1-0	-	-	1-0	-	-	0-1	-
GOEBEL, John	0-2	2	-	-	0-1	-	-	-	-	-	0-1	-	-	-
DETEMPLE, Tom	2-0	2	-	-	-	1-0	-	-	-	-	-	1-0	-	-
HALEY, Reuben	0-2	2	-	0-1	0-1	-	-	-	-	-	-	-	-	-
HILTON, Tomaz	0-2	2	DNP	-	-	-	-	0-2	-	-	-	-	-	-
QUETANT, Quincy	2-0	2	DNP	1-0	DNP	DNP	1-0	DNP	DNP	DNP	DNP	DNP	DNP	DNP
PEAD, Isaiah	2-0	2	-	DNP	-	-	-	-	-	2-0	-	-	-	-
WINN, George	1-1	2	DNP	-	-	-	-	DNP	-	-	0-1	-	1-0	-
HANCOCK, Steve	1-1	2	DNP	-	DNP	-	1-0	-	-	-	0-1	-	DNP	DNP
GUIDUGLI, Ben	1-0	1	-	-	-	DNP	-	-	-	-	-	-	-	1-0
ROBERSON, Aaron	1-0	1	-	1-0	DNP	DNP	DNP	-	DNP	-	-	-	-	-
BARNETT, Marcus	1-0	1	-	-	-	-	-	1-0	-	-	-	-	-	-
WITTY, Adrian	1-0	1	-	-	-	1-0	DNP	DNP	DNP	DNP	DNP	DNP	DNP	DNP
COLLAROS, Zach	1-0	1	-	-	-	-	-	-	1-0	DNP	-	-	-	-
GRIFFIN, Samuel	1-0	1	-	-	-	-	-	1-0	-	-	-	-	-	-
KELCE, Jason	1-0	1	-	-	-	-	-	-	-	-	1-0	-	-	-
MCCLUNG, A.	1-0	1	DNP	-	DNP	-	-	-	-	-	-	1-0	-	-
O'DONNELL, Pat	1-0	1	-	-	-	-	-	-	-	-	-	1-0	-	-
MARTINEZ, Randy	1-0	1	-	-	-	-	-	-	-	-	-	-	1-0	-



2010 STATISTICS

SACKS

PLAYER	UA-A	TOT	FSU	ISU	NCST	OKLA	MIA	LOU	USF	SYR	WVU	RUT	CONN	PITT
MILLS, Brandon	6-0	6.0	-	-	-	-	-	1.0-8	-	-	-	3.0-16	2.0-12	-
GIORDANO, Dan	4-1	4.5	1.0-3	-	1.0-6	1.5-14	-	-	-	1.0-8	-	-	-	-
WOLFE, Derek	4-0	4.0	1.0-2	-	-	-	-	1.0-2	-	-	1.0-11	1.0-6	-	-
SCHAFER, JK	3-0	3.0	-	-	-	-	-	-	-	1.0-4	-	2.0-11	-	-
BOMAR, Maalik	2-0	2.0	-	1.0-7	-	-	-	-	-	-	-	1.0-7	-	-
STEWART, Walter	2-0	2.0	-	1.0-6	-	-	1.0-7	-	-	-	-	-	-	-
BATTLE, D.	1-0	1.0	DNP	-	1.0-1	-	DNP	DNP	DNP	DNP	DNP	DNP	DNP	DNP
JOHNSON, Reuben	1-0	1.0	-	-	-	-	-	-	-	1.0-12	-	-	-	-
WILLIAMS, Chris	1-0	1.0	-	DNP	-	-	-	-	-	1.0-5	-	-	-	-
TAYLOR, Monte	1-0	1.0	-	-	-	DNP	-	-	-	-	1.0-3	-	-	-
CHEATHAM, O.	1-0	1.0	-	-	-	-	1.0-3	-	-	-	-	-	DNP	-
LAMBERT, Pat	0-1	0.5	-	-	-	0.5-7	-	-	-	-	-	-	-	-

TACKLES FOR A LOSS

PLAYER	UA-A	TOT	FSU	ISU	NCST	OKLA	MIA	LOU	USF	SYR	WVU	RUT	CONN	PITT
MILLS, Brandon	12-1	12.5	-	1.0-2	-	1.0-2	1.0-4	1.0-8	-	-	-	5.5-23	2.0-12	1.0-1
SCHAFER, JK	8-3	9.5	-	1.0-6	0.5-1	-	-	1.0-4	-	2.0-5	1.0-2	2.0-11	2.0-5	-
GIORDANO, Dan	7-2	8.0	1.0-3	-	1.0-6	1.5-14	1.5-11	1.0-1	1.0-6	1.0-8	-	-	-	-
STEWART, Walter	8-0	8.0	1.0-3	1.0-6	-	1.0-1	1.0-7	2.0-3	1.0-2	1.0-2	-	-	-	-
BOMAR, Maalik	7-2	8.0	1.0-4	2.0-18	-	1.0-1	-	-	1.0-4	1.0-2	-	1.5-8	0.5-1	-
WOLFE, Derek	6-1	6.5	1.0-2	-	-	1.0-2	-	1.0-2	-	-	1.0-11	1.0-6	0.5-1	1.0-2
HUGHES, John	3-3	4.5	-	-	-	1.0-5	-	-	1.5-5	-	-	-	1.0-0	1.0-2
STEPP, Jordan	3-1	3.5	DNP	-	0.5-0	1.0-2	-	-	-	1.0-1	-	1.0-1	-	-
CHEATHAM, O.	3-0	3.0	-	-	-	-	1.0-3	-	-	-	1.0-1	-	DNP	1.0-1
JOHNSON, Reuben	3-0	3.0	-	-	-	-	-	-	-	2.0-13	-	-	-	1.0-1
BATTLE, D.	2-0	2.0	DNP	1.0-5	1.0-1	-	DNP	DNP	DNP	DNP	DNP	DNP	DNP	DNP
WILLIAMS, Chris	2-0	2.0	1.0-6	DNP	-	-	-	-	-	1.0-5	-	-	-	-
CHEATHAM, C.	2-0	2.0	-	1.0-1	-	1.0-2	-	-	-	-	-	-	-	-
TAYLOR, Monte	2-0	2.0	-	-	-	DNP	-	-	-	-	2.0-7	-	-	-
FREY, Drew	1-1	1.5	-	-	-	DNP	1.0-1	-	0.5-2	-	-	-	-	-
LAMBERT, Pat	0-2	1.0	-	-	-	0.5-7	0.5-1	-	-	-	-	-	-	-



2010 STATISTICS

ALL-PURPOSE YARDS	TOTAL	FSU	ISU	NCST	OKLA	MIA	LOU	USF	SYR	WVU	RUT	CONN	PITT
WOODS, DJ	1859	117	96	144	283	164	140	211	174	167	291	35	37
PEAD, Isaiah	1219	64	DNP	-	178	197	145	75	51	97	249	59	104
BINNS, Armon	1101	55	59	95	26	115	175	158	28	115	139	107	29
MCCLUNG, A.	421	DNP	-	DNP	58	-	23	26	28	28	42	127	89
BARNETT, Marcus	363	-	-	61	18	-	8	174	58	3	-	41	-
WILLIAMS, D.	282	3	134	133	12	DNP	DNP	DNP	DNP	DNP	DNP	DNP	DNP
GOEBEL, John	274	-	98	19	8	68	6	7	10	7	25	24	2
COLLAROS, Zach	202	-22	32	32	-17	-4	32	27	DNP	-26	17	84	47
GUIDUGLI, Ben	197	1	17	3	DNP	47	26	16	-	25	19	40	3
WINN, George	151	DNP	48	-	-	81	DNP	-	6	-	16	-	-
HAZELTON, Vidal	104	104	DNP	DNP	DNP	DNP	DNP	DNP	DNP	DNP	DNP	DNP	DNP
ANDERSON, Chazz	80	-	-	DNP	-	18	DNP	-4	66	DNP	-	DNP	DNP
ROBINSON, A.	65	DNP	-	-	19	-	-	-	7	-	39	DNP	DNP
WOODARD, Orion	18	-	-	-	-	9	-	-	9	-	-	-	-
LEGAUX, Munchie	18	DNP	DNP	DNP	DNP	-	DNP	-	-	-	-	-	18
FREY, Drew	15	-	-	-	DNP	-	-	-	-	-	15	-	-
KAY, Brendon	14	DNP	DNP	DNP	DNP	DNP	DNP	DNP	14	DNP	DNP	DNP	DNP
JOHNSON, Reuben	9	-	-	-	-	-	-	-	9	-	-	-	-
FEARING, Adam	6	DNP	DNP	DNP	DNP	6	DNP	DNP	DNP	DNP	DNP	DNP	DNP
CHEATHAM, C.	1	-	-	-	-	-	-	-	-	-	-	-	1
RICHARDSON, Wes	-2	-	-	-	-	-	DNP	-	-	-2	-	-	-

PUNT RETURNS	TOTAL	FSU	ISU	NCST	OKLA	MIA	LOU	USF	SYR	WVU	RUT	CONN	PITT
WOODS, DJ	19-146	1-0	3-32	1-2	3-39	2-19	-	1-5	1-20	-	3-16	3-17	1-0
MCCLUNG, A.	1-6	DNP	-	DNP	-	-	-	-	-	-	1-6	-	-

KICK RETURNS	TOTAL	FSU	ISU	NCST	OKLA	MIA	LOU	USF	SYR	WVU	RUT	CONN	PITT
WOODS, DJ	32-728	1-37	1-18	-	4-73	2-73	5-80	3-69	4-96	6-135	5-128	-	1-19
MCCLUNG, A.	11-198	DNP	-	DNP	-	-	1-18	1-26	1-28	-	-	5-81	3-45
WILLIAMS, D.	8-133	-	1-17	6-104	1-12	DNP	DNP	DNP	DNP	DNP	DNP	DNP	DNP
GOEBEL, John	4-61	-	1-15	-	-	-	-	-	-	-	2-26	1-20	-
HAZELTON, Vidal	3-41	3-41	DNP	DNP	DNP	DNP	DNP	DNP	DNP	DNP	DNP	DNP	DNP
BARNETT, Marcus	1-30	-	-	-	-	-	-	-	1-30	-	-	-	-

INT RETURNS	TOTAL	FSU	ISU	NCST	OKLA	MIA	LOU	USF	SYR	WVU	RUT	CONN	PITT
FREY, Drew	2-15	-	-	-	DNP	-	-	-	-	-	1-15	1-0	-
RICHARDSON, Wes	2--2	-	-	-	-	-	DNP	-	-	1--2	1-0	-	-
JOHNSON, Reuben	1-9	-	-	-	-	-	-	-	1-9	-	-	-	-
LAMBERT, Pat	1-0	1-0	-	-	-	-	-	-	-	-	-	-	-
CHEATHAM, C.	1-1	-	-	-	-	-	-	-	-	-	-	-	1-1
SCHAFER, JK	1-0	-	-	-	1-0	-	-	-	-	-	-	-	-

FUMBLES FORCED	TOTAL	FSU	ISU	NCST	OKLA	MIA	LOU	USF	SYR	WVU	RUT	CONN	PITT
MILLS, Brandon	3	1	-	1	-	-	-	-	-	-	1	-	-
BOMAR, Maalik	2	-	-	1	1	-	-	-	-	-	-	-	-
SCHAFER, JK	2	-	-	-	-	-	-	-	1	1	-	-	-
GIORDANO, Dan	1	1	-	-	-	-	-	-	-	-	-	-	-
STEPP, Jordan	1	DNP	-	-	-	-	-	-	1	-	-	-	-
CHEATHAM, C.	1	-	1	-	-	-	-	-	-	-	-	-	-
STEWART, Walter	1	-	-	-	-	-	-	-	-	-	-	-	1
RICHARDSON, Wes	1	-	-	-	-	-	DNP	-	-	-	1	-	-

FUMBLES RECOVERED	TOTAL	FSU	ISU	NCST	OKLA	MIA	LOU	USF	SYR	WVU	RUT	CONN	PITT
RICHARDSON, Wes	3	-	-	2	-	-	DNP	-	-	1	-	-	-
STEWART, Walter	1	-	-	-	-	-	-	-	-	-	-	-	1
HALEY, Reuben	1	-	1	-	-	-	-	-	-	-	-	-	-
HUGHES, John	1	-	-	-	-	-	-	-	1	-	-	-	-



INDIVIDUAL SINGLE-GAME SUPERLATIVES

100-YARD RECEIVING GAMES

#85 MARCUS BARNETT (3)

Opp	Date	Rec	Yards	TD	Long
USF	10/22/10	9	174	1	69
at Syracuse	11/24/07	11	127	3	33
West Virginia	11/17/07	10	210	2	70

#80 ARMON BINNS (9)

Opp	Date	Rec	Yards	TD	Long
at Connecticut	11/27/10	9	107	1	15
Rutgers	11/20/10	6	139	0	35
at West Virginia	11/13/10	10	115	0	23
USF	10/22/10	12	158	2	20
at Louisville	10/15/10	8	175	3	62
Miami (OH)	10/09/10	5	115	2	48
at Pittsburgh	12/05/09	5	104	1	31
Connecticut	11/07/09	5	108	1	41
at Syracuse	10/31/09	5	138	2	81

#19 BEN GUIDUGLI (1)

Opp	Date	Rec	Yards	TD	Long
Illinois	11/27/09	7	149	2	59

#3 DJ WOODS (6)

Opp	Date	Rec	Yards	TD	Long
USF	10/22/10	9	137	0	29
Oklahoma	09/25/10	7	171	1	69
at NC State	09/16/10	6	146	2	68
at Oregon State	09/19/09	7	117	1	45

100-YARD RUSHING GAMES

#12 ZACH COLLAROS (1)

Opp	Date	Att	Yards	TD	Long
at USF	10/15/09	10	132	2	75

#23 ISAIAH PEAD (5)

Opp	Date	Att	Yards	TD	Long
Rutgers	11/20/10	31	213	4	30
at Louisville	10/15/10	21	145	0	33
Miami (OH)	10/09/10	10	197	1	80
Oklahoma	09/25/10	21	169	0	35
West Virginia	11/13/09	18	175	1	52

#10 DARRIN WILLIAMS (1)

Opp	Date	Att	Yards	TD	Long
Indiana State	09/11/10	13	117	0	23

300-YARD PASSING GAMES

#12 ZACH COLLAROS (8)

Opp	Date	A-C-I	Yards	TD	Long
Rutgers	11/20/10	23-39-1	366	4	35
USF	10/22/10	30-53-1	463	3	69
Oklahoma	09/25/10	23-38-1	305	3	69
at NC State	09/16/10	19-31-0	310	3	68
West Virginia	11/13/09	17-24-1	205	0	27
Connecticut	11/07/09	29-37-0	480	1	54
at Syracuse	10/31/09	22-28-0	295	4	81
Louisville	10/24/09	15-17-0	253	3	31



PLAYER PARTICIPATION

Name	GP/GS	FSU	ISU	NCST	OKLA	MIA	LOU	USF	SYR	WVU	RUT	CONN	PITT
14 ANDERSON, Chazz	7/1	XXX	XXX	...	XXX	XXX	...	XXX	START	...	XXX
86 ANNEN, Blake	11/-	XXX	XXX	XXX	XXX	XXX	XXX	XXX	XXX	XXX	XXX	...	XXX
43 ARMSTRONG, R.	3/-	...	XXX	XXX	XXX
85 BARNETT, Marcus	12/10	XXX	START	START	START	START	START	START	START	START	START	START	XXX
9 BATTLE, D.	3/3	...	START	START	START
80 BINNS, Armon	12/12	START	START	START	START	START	START	START	START	START	START	START	START
4 BOMAR, Maalik	12/12	START	START	START	START	START	START	START	START	START	START	START	START
76 BUJNOCH, Austen	4/-	...	XXX	XXX	XXX	...	XXX
21 CHEATHAM, C.	12/10	START	XXX	START	XXX	START	START	START	START	START	START	START	START
57 CHEATHAM, O.	11/-	XXX	XXX	XXX	XXX	XXX	XXX	XXX	XXX	XXX	XXX	...	XXX
2C CHENAULT, Arryn	8/-	XXX	XXX	XXX	XXX	XXX	XXX	XXX	XXX
70 COBB, CJ	12/12	START	START	START	START	START	START	START	START	START	START	START	START
12 COLLAROS, Zach	11/11	START	START	START	START	START	START	START	...	START	START	START	START
79 CURETON, Andre	3/-	...	XXX	XXX	XXX
42 DARLING, Antwan	11/-	...	XXX	XXX	XXX	XXX	XXX	XXX	XXX	XXX	XXX	XXX	XXX
72 DAVIS, Evan	6/1	START	XXX	XXX	XXX	...	XXX	...	XXX
96 DETEMPLE, Tom	12/-	XXX	XXX	XXX	XXX	XXX	XXX	XXX	XXX	XXX	XXX	XXX	XXX
3D DRANE, Deven	8/1	XXX	XXX	XXX	XXX	XXX	XXX	START	XXX
25 FEARING, Adam	1/-	XXX
65 FRANKLIN, TJ	7/-	XXX	XXX	XXX	XXX	XXX	XXX	...	XXX
26 FREY, Drew	11/11	START	START	START	...	START	START	START	START	START	START	START	START
99 GIORDANO, Dan	12/11	XXX	START	START	START	START	START	START	START	START	START	START	START
22 GOEBEL, John	12/-	XXX	XXX	XXX	XXX	XXX	XXX	XXX	XXX	XXX	XXX	XXX	XXX
66 GRIFFIN, Samuel	12/12	START	START	START	START	START	START	START	START	START	START	START	START
19 GUIDUGLI, Ben	11/11	START	START	START	...	START	START	START	START	START	START	START	START
2H HALEY, Reuben	12/-	XXX	XXX	XXX	XXX	XXX	XXX	XXX	XXX	XXX	XXX	XXX	XXX
5H HANCOCK, Steve	8/-	...	XXX	...	XXX	XXX	XXX	XXX	XXX	XXX	XXX
7 HAZELTON, Vidal	1/1	START
81 HILTON, Tomaz	11/-	...	XXX	XXX	XXX	XXX	XXX	XXX	XXX	XXX	XXX	XXX	XXX
59 HOFFMAN, Alex	10/10	START	START	START	START	START	START	START	START	START	START
77 HOOEY, Sean	10/2	XXX	XXX	XXX	XXX	XXX	START	START	XXX	...	XXX	XXX	...
3H HORNER, Bruce	10/-	XXX	XXX	XXX	XXX	XXX	XXX	XXX	XXX	XXX	XXX
40 HUGHES, John	12/12	START	START	START	START	START	START	START	START	START	START	START	START
5 JOHNSON, Reuben	12/11	START	START	START	START	START	START	START	START	START	START	XXX	START
11 KAY, Brendon	1/-	XXX
60 KELCE, Jason	12/12	START	START	START	START	START	START	START	START	START	START	START	START
13 LAMBERT, Pat	12/2	XXX	XXX	XXX	START	START	XXX	XXX	XXX	XXX	XXX	XXX	XXX
4L LEGAUX, Munchie	7/1	XXX	...	XXX	XXX	XXX	XXX	XXX	START
55 LOZANO, Roney	5/-	XXX	XXX	XXX	...	XXX	XXX	...
47 LOZIER, Colin	11/-	XXX	XXX	XXX	XXX	XXX	XXX	...	XXX	XXX	XXX	XXX	XXX
53 MARTINEZ, Randy	12/11	XXX	START	START	START	START	START	START	START	START	START	START	START
1M MCCAFFERTY, C.	12/-	XXX	XXX	XXX	XXX	XXX	XXX	XXX	XXX	XXX	XXX	XXX	XXX
17 MCCLUNG, A.	10/2	...	XXX	...	XXX	XXX	XXX	XXX	XXX	XXX	START	START	XXX
46 MEADOR, Mitch	12/-	XXX	XXX	XXX	XXX	XXX	XXX	XXX	XXX	XXX	XXX	XXX	XXX
83 MILLIGAN, Danny	9/-	XXX	XXX	XXX	XXX	XXX	...	XXX	...	XXX	XXX	...	XXX
58 MILLS, Brandon	12/9	START	START	XXX	XXX	XXX	START	START	START	START	START	START	START
34 O'DONNELL, Pat	12/-	XXX	XXX	XXX	XXX	XXX	XXX	XXX	XXX	XXX	XXX	XXX	XXX
23 PEAD, Isaiah	11/10	START	...	XXX	START	START	START	START	START	START	START	START	START
36 QUETANT, Quincy	2/-	...	XXX	XXX
41 RAINS, Jared	1/-	...	XXX
89 RICHARDSON, D.	9/-	...	XXX	XXX	XXX	XXX	XXX	XXX	XXX	XXX	XXX
24 RICHARDSON, Wes	11/10	START	START	START	START	START	...	XXX	START	START	START	START	START
18 ROBERSON, Aaron	8/-	XXX	XXX	XXX	...	XXX	XXX	XXX	XXX	XXX
88 ROBINSON, A.	9/-	...	XXX	XXX	XXX	XXX	XXX	XXX	XXX	XXX	XXX
97 ROGERS, Jacob	12/-	XXX	XXX	XXX	XXX	XXX	XXX	XXX	XXX	XXX	XXX	XXX	XXX
56 RYAN, Doug	1/-	XXX
16 SADDLER, Will	1/-	XXX
37 SCHAFFER, JK	12/12	START	START	START	START	START	START	START	START	START	START	START	START
94 STEPP, Jordan	11/-	...	XXX	XXX	XXX	XXX	XXX	XXX	XXX	XXX	XXX	XXX	XXX
54 STEWART, Walter	12/12	START	START	START	START	START	START	START	START	START	START	START	START
87 TAYLOR, Monte	11/-	XXX	XXX	XXX	...	XXX	XXX	XXX	XXX	XXX	XXX	XXX	XXX
45 TRIGG, Rob	9/-	...	XXX	XXX	XXX	XXX	XXX	XXX	XXX	XXX	XXX
20 WILLIAMS, Chris	11/4	START	...	XXX	START	XXX	START	START	XXX	XXX	XXX	XXX	XXX
10 WILLIAMS, D.	4/3	XXX	START	START	START
32 WINN, George	10/-	...	XXX	XXX	XXX	XXX	...	XXX	XXX	XXX	XXX	XXX	XXX
8 WITTY, Adrian	4/-	XXX	XXX	XXX	XXX
95 WOLFE, Derek	12/12	START	START	START	START	START	START	START	START	START	START	START	START
84 WOODARD, Orion	12/-	XXX	XXX	XXX	XXX	XXX	XXX	XXX	XXX	XXX	XXX	XXX	XXX
3 WOODS, DJ	12/10	START	START	START	START	START	START	START	START	START	XXX	XXX	START



GAME-BY-GAME STARTERS

OFFENSE	LT	LG	C	RG	RT	TE	WR	WR	WR	RB	QB
at Fresno State	Griffin	Davis	J. Kelce	Hoffman	Cobb	Guidugli	Hazelton	Woods	Binns	Pead	Collaros
Indiana State	Griffin	Martinez	J. Kelce	Hoffman	Cobb	Guidugli	Barnett	Woods	Binns	D. Williams	Collaros
at NC State	Griffin	Martinez	J. Kelce	Hoffman	Cobb	Guidugli	Barnett	Woods	Binns	D. Williams	Collaros
Oklahoma	Griffin	Martinez	J. Kelce	Cobb	Hoffman	Robinson	Barnett	Woods	Binns	Pead	Collaros
Miami (OH)	Griffin	Martinez	J. Kelce	Cobb	Hoffman	Guidugli	Barnett	Woods	Binns	Pead	Collaros
at Louisville	Griffin	Martinez	J. Kelce	Cobb	Hoey	Guidugli	Barnett	Woods	Binns	Pead	Collaros
USF	Griffin	Martinez	J. Kelce	Cobb	Hoey	Guidugli	Barnett	Woods	Binns	Pead	Collaros
Syracuse	Griffin	Martinez	J. Kelce	Cobb	Hoffman	Guidugli	Barnett	Woods	Binns	Pead	Anderson
at West Virginia	Griffin	Martinez	J. Kelce	Cobb	Hoffman	Guidugli	Barnett	Woods	Binns	Pead	Collaros
Rutgers	Griffin	Martinez	J. Kelce	Cobb	Hoffman	Guidugli	Barnett	McClung	Binns	Pead	Collaros
at Connecticut	Griffin	Martinez	J. Kelce	Cobb	Hoffman	Guidugli	Barnett	McClung	Binns	Pead	Collaros
Pittsburgh	Griffin	Martinez	J. Kelce	Cobb	Hoffman	Guidugli	Legaux	Woods	Binns	Pead	Collaros

DEFENSE	L	T	N	E	WLB	MLB	SLB/DB	DB	FS	SS	DB
at Fresno State	Mills	Wolfe	Hughes	Stewart	Bomar	Schaffer	C. Williams	Johnson	W. Richardson	Frey	C. Cheatham
Indiana State	Mills	Wolfe	Hughes	Giordano	Bomar	Schaffer	Stewart	Johnson	W. Richardson	Frey	Battle
at NC State	Mills	Wolfe	Hughes	Stewart	Bomar	Schaffer	C. Cheatham	Johnson	W. Richardson	Frey	Battle
Oklahoma	Stewart	Wolfe	Hughes	Giordano	Bomar	Schaffer	Lambert	Johnson	W. Richardson	C. Williams	Battle
Miami (OH)	Stewart	Wolfe	Hughes	Giordano	Bomar	Schaffer	Lambert	Johnson	W. Richardson	Frey	C. Cheatham
at Louisville	Mills	Wolfe	Hughes	Giordano	Bomar	Schaffer	Stewart	Johnson	C. Williams	Frey	C. Cheatham
USF	Mills	Wolfe	Hughes	Giordano	Bomar	Schaffer	Stewart	Johnson	C. Williams	Frey	C. Cheatham
Syracuse	Mills	Wolfe	Hughes	Giordano	Bomar	Schaffer	Stewart	Johnson	W. Richardson	Frey	C. Cheatham
at West Virginia	Mills	Wolfe	Hughes	Giordano	Bomar	Schaffer	Stewart	Johnson	W. Richardson	Frey	C. Cheatham
Rutgers	Mills	Wolfe	Hughes	Giordano	Bomar	Schaffer	Stewart	Johnson	W. Richardson	Frey	C. Cheatham
at Connecticut	Mills	Wolfe	Hughes	Giordano	Bomar	Schaffer	Stewart	Drane	W. Richardson	Frey	C. Cheatham
Pittsburgh	Mills	Wolfe	Hughes	Giordano	Bomar	Schaffer	Stewart	Johnson	W. Richardson	Frey	C. Cheatham

START CHART

PLAYER	GS (CONSEC.)
Chazz Anderson, QB	3 (1)
Marcus Barnett, WR	36 (10)
Dominique Battle, DB	15 (3)
Maalik Bomar, LB	12 (12)
Armon Binns, WR	25 (25)
Cameron Cheatham, DB	11 (8)
C.J. Cobb, OL	12 (12)
Zach Collaros, QB	15 (4)
Evan Davis, OL	1 (1)
Deven Drane, DB	1 (1)
Drew Frey, DB	24 (8)
Dan Giordano, DL	11 (11)
John Goebel, RB	3 (0)

PLAYER	GS (CONSEC.)
Samuel Griffin, OL	24 (17)
Ben Guidugli, TE	37 (8)
Vidal Hazelton, WR	1 (1)
Alex Hoffman, OL	25 (5)
Sean Hoey, OL	2 (2)
John Hughes, DL	12 (12)
Reuben Johnson, DB	11 (1)
Jason Kelce, OL	38 (30)
Munchie Legaux, WR	1 (1)
Randy Martinez, OL	11 (11)
Anthony McClung, WR	2 (2)
Brandon Mills, DL	10 (10)
Isaiah Pead, RB	13 (9)

PLAYER	GS (CONSEC.)
Wesley Richardson, DB	10 (5)
Adrien Robinson, TE	1 (1)
JK Schaffer, LB	24 (24)
Walter Stewart, LB	24 (23)
Chris Williams, DB	6 (6)
Darrin Williams, RB	2 (2)
Derek Wolfe, DL	25 (25)
DJ Woods, WR	22 (18)

**SUPERLATIVES****INDIVIDUAL GAME HIGHS**

Rushes	31	PEAD, Isaiah vs Rutgers (11/20/10)
Yards Rushing	213	PEAD, Isaiah vs Rutgers (11/20/10)
TD Rushes	4	PEAD, Isaiah vs Rutgers (11/20/10)
Long Rush	80	PEAD, Isaiah vs Miami (OH) (10/09/10)
Pass attempts	53	COLLAROS, Zach vs USF (10/22/10)
Pass completions	30	COLLAROS, Zach vs USF (10/22/10)
Yards Passing	463	COLLAROS, Zach vs USF (10/22/10)
TD Passes	5	COLLAROS, Zach at Louisville (10/15/10)
Long Pass	69	COLLAROS, Zach vs Oklahoma (09/25/10)
		COLLAROS, Zach vs USF (10/22/10)
Receptions	12	BINNS, Armon vs USF (10/22/10)
Yards Receiving	175	BINNS, Armon at Louisville (10/15/10)
TD Receptions	3	BINNS, Armon at Louisville (10/15/10)
Long Reception	69	WOODS, DJ vs Oklahoma (09/25/10)
		BARNETT, Marcus vs USF (10/22/10)
Field Goals	3	ROGERS, Jacob vs Oklahoma (09/25/10)
		ROGERS, Jacob vs USF (10/22/10)
Long Field Goal	49	ROGERS, Jacob at WVU (11/13/10)
Punts	8	O'DONNELL, Pat at Fresno State (09/04/10)
		O'DONNELL, Pat at WVU (11/13/10)
Punting Avg	49.2	O'DONNELL, Pat vs Oklahoma (09/25/10)
Long Punt	61	O'DONNELL, Pat vs Oklahoma (09/25/10)
Long Punt Return	25	WOODS, DJ vs Oklahoma (09/25/10)
Long Kickoff Return	47	WOODS, DJ vs Rutgers (11/20/10)
Tackles	16	SCHAFFER, JK at NC State (09/16/10)
		SCHAFFER, JK at WVU (11/13/10)
Sacks	3.0	MILLS, Brandon vs Rutgers (11/20/10)
Tackles For Loss	5.5	MILLS, Brandon vs Rutgers (11/20/10)
Interceptions	1	eight times

TEAM GAME HIGHS

Rushes	46	vs Miami (OH) (10/09/10)
		vs Rutgers (11/20/10)
Yards Rushing	384	vs Miami (OH) (10/09/10)
Yards Per Rush	8.3	vs Miami (OH) (10/09/10)
TD Rushes	6	vs Rutgers (11/20/10)
Pass attempts	61	vs USF (10/22/10)
Pass completions	34	vs USF (10/22/10)
Yards Passing	512	vs USF (10/22/10)
Yards Per Pass	10.7	vs Miami (OH) (10/09/10)
TD Passes	5	at Louisville (10/15/10)
Total Plays	90	vs USF (10/22/10)
Total Offense	661	vs Rutgers (11/20/10)
Yards Per Play	9.1	vs Miami (OH) (10/09/10)
Points	69	vs Rutgers (11/20/10)
Sacks By	7	vs Rutgers (11/20/10)
First Downs	31	vs Rutgers (11/20/10)
Penalties	12	vs USF (10/22/10)
Penalty Yards	115	vs USF (10/22/10)
Turnovers	5	at Connecticut (11/27/10)
Interceptions By	2	vs Rutgers (11/20/10)

OPPONENT INDIVIDUAL GAME HIGHS

Rushes	42	LEWIS, DION, vs Pittsburgh (12/04/10)
Yards Rushing	261	LEWIS, DION, vs Pittsburgh (12/04/10)
TD Rushes	4	LEWIS, DION, vs Pittsburgh (12/04/10)
Long Rush	85	POWELL, Bilal, at Louisville (10/15/10)
Pass attempts	51	Jones, Landry, vs Oklahoma (09/25/10)
Pass completions	36	Jones, Landry, vs Oklahoma (09/25/10)
Yards Passing	370	Jones, Landry, vs Oklahoma (09/25/10)
TD Passes	4	Colburn, Ryan, at Fresno State (09/04/10)
		SMITH, Geno, at WVU (11/13/10)
		DODD, Chas, vs Rutgers (11/20/10)
Long Pass	70	DANIELS, BJ, vs USF (10/22/10)
Receptions	10	Broyles, Ryan, vs Oklahoma (09/25/10)
		HARRISON, Mark, vs Rutgers (11/20/10)
Yards Receiving	240	HARRISON, Mark, vs Rutgers (11/20/10)
TD Receptions	4	HARRISON, Mark, vs Rutgers (11/20/10)
Long Reception	70	HORNES, Faron, vs USF (10/22/10)
Field Goals	2	PHILPOTT, Chris, at Louisville (10/15/10)
Long Field Goal	48	COOK, Trevor, vs Miami (OH) (10/09/10)
Punts	8	Shapiro, Andrew, at Fresno State (09/04/10)
		Way, Tress, vs Oklahoma (09/25/10)
Punting Avg	47.7	GLASHEN, Gareef, vs Rutgers (11/20/10)
Long Punt	66	GLASHEN, Gareef, vs Rutgers (11/20/10)
Long Punt Return	15	HOLMES, Mike, vs Syracuse (10/30/10)
Long Kickoff Return	42	FREY, Robbie, at Connecticut (11/27/10)
Tackles	12	Jefferson, Tony, vs Oklahoma (09/25/10)
Sacks	3.5	Harrell, Logan, at Fresno State (09/04/10)
Tackles For Loss	4.5	Harrell, Logan, at Fresno State (09/04/10)
Interceptions	2	DeCICCO, Dom, vs Pittsburgh (12/04/10)

OPPONENT TEAM GAME HIGHS

Rushes	59	at WVU (11/13/10)
Yards Rushing	272	vs Pittsburgh (12/04/10)
Yards Per Rush	6.7	at Louisville (10/15/10)
TD Rushes	4	at Connecticut (11/27/10)
		vs Pittsburgh (12/04/10)
Pass attempts	51	vs Oklahoma (09/25/10)
Pass completions	36	vs Oklahoma (09/25/10)
Yards Passing	400	vs Rutgers (11/20/10)
Yards Per Pass	17.9	vs USF (10/22/10)
TD Passes	5	vs Rutgers (11/20/10)
Total Plays	94	vs Oklahoma (09/25/10)
Total Offense	491	at NC State (09/16/10)
Yards Per Play	7.3	vs USF (10/22/10)
Points	38	vs USF (10/22/10)
		vs Rutgers (11/20/10)
		at Connecticut (11/27/10)
Sacks By	8	at Fresno State (09/04/10)
First Downs	29	at WVU (11/13/10)
Penalties	13	vs Oklahoma (09/25/10)
Penalty Yards	113	vs Oklahoma (09/25/10)
Turnovers	2	at NC State (09/16/10)
		vs Syracuse (10/30/10)
		at WVU (11/13/10)
		vs Rutgers (11/20/10)
		vs Pittsburgh (12/04/10)
Interceptions By	4	at Connecticut (11/27/10)



TEAM STATISTICS

Date	Opponent	RUSHING				RECEIVING				PASSING				KICK RET				PUNT RET				TOT OFF
		No.	Yds	TD	Lg	No.	Yds	TD	Lg	Cmp-Att-Int	Yds	TD	Lg	No	Yds	TD	Lg	No	Yds	TD	Lg	
09/04/10	at Fresno State	32	15	1	12	24	219	1	25	24-41-0	219	1	25	4	78	0	37	1	0	0	0	234
09/11/10	Indiana State	45	263	3	28	11	130	2	29	11-17-0	130	2	29	3	50	0	17	3	32	0	18	393
09/16/10	at NC State	31	75	0	22	19	310	3	68	19-31-0	310	3	68	6	104	0	28	1	-2	0	0	385
09/25/10	Oklahoma	32	156	0	35	23	305	3	69	23-38-1	305	3	69	5	85	0	23	3	39	0	25	461
10/09/10	Miami (OH)	46	384	3	80	15	225	3	48	15-21-0	225	3	48	2	73	0	37	2	19	0	10	609
10/15/10	at Louisville	33	178	0	33	18	275	5	62	18-28-2	275	5	62	6	98	0	26	0	0	0	0	453
10/22/10	USF	29	78	0	19	34	512	3	69	34-61-1	512	3	69	4	95	0	31	1	5	0	5	590
10/30/10	Syracuse	29	109	0	20	21	168	1	33	21-39-1	168	1	33	6	154	0	30	1	20	0	20	277
11/13/10	at West Virginia	16	60	1	53	25	221	0	24	25-45-2	221	0	24	6	135	0	31	1	-1	0	0	281
11/20/10	Rutgers	46	295	6	40	23	366	4	35	23-40-1	366	4	35	7	154	0	47	4	22	0	6	661
11/27/10	at Connecticut	27	111	1	31	26	288	1	24	26-50-4	288	1	24	6	101	0	26	3	17	0	9	399
12/04/10	Pittsburgh	36	156	0	19	12	109	1	26	12-24-3	109	1	26	4	64	0	20	1	0	0	0	265
	Totals	402	1880	15	80	251	3128	27	69	251-435-15	3128	27	69	59	1191	0	47	21	151	0	25	5008
	Opponent	465	1625	19	85	240	2808	25	70	240-370-8	2808	25	70	45	980	0	42	17	81	0	15	4433

Date	Opponent	TACKLES			TFL-Yds	SACKS	FUMBLE			QBH	PASS	BLKD	KICKS	XPTS			
		Solo	Ast	Total		No-Yds	FF	FR-Yds	Int-Yds		Brk	Kick		Att-Mad	Run	Rcv	Saf
09/04/10	at Fresno State	29	26	55	5.0-18	2.0-5	2	0-0	1-0	0	0	0	2-2	0	0	0	14
09/11/10	Indiana State	47	16	63	7.0-38	2.0-13	1	1-0	0-0	5	5	0	5-5	0	0	1	40
09/16/10	at NC State	37	38	75	3.0-8	2.0-7	2	2-0	0-0	1	4	0	1-1	0	0	0	19
09/25/10	Oklahoma	62	20	82	9.0-36	2.0-21	1	0-0	1-0	3	0	0	3-2	0	0	0	29
10/09/10	Miami (OH)	43	22	65	6.0-27	2.0-10	0	0-0	0-0	4	3	0	6-6	0	0	0	45
10/15/10	at Louisville	48	16	64	6.0-18	1.0-8	0	0-0	0-0	0	1	0	5-5	0	0	0	35
10/22/10	USF	41	14	55	5.0-19	0.0-0	0	0-0	0-0	1	1	0	3-3	0	0	0	30
10/30/10	Syracuse	55	10	65	9.0-36	4.0-29	2	1-0	1-9	1	2	0	1-1	0	0	0	7
11/13/10	at West Virginia	52	44	96	5.0-21	2.0-14	1	1-0	1--2	1	0	0	1-1	0	0	0	10
11/20/10	Rutgers	50	8	58	11.0-49	7.0-40	2	0-0	2-15	2	2	0	10-9	0	0	0	69
11/27/10	at Connecticut	40	32	72	6.0-19	2.0-12	0	0-0	1-0	0	3	0	2-2	0	0	0	17
12/04/10	Pittsburgh	53	14	67	5.0-7	0.0-0	1	1-0	1-1	1	4	0	1-1	0	0	0	10
	Totals	557	260	817	77.0-296	27.0-161	12	6-0	8-23	19	25	0	40-38	0	0	1	325
	Opponent	559	164	723	80.0-365	33.0-246	15	14-21	15-294	23	48	3	44-43	0	0	1	336

Date	Opponent	PUNTING									FIELD GOALS			KICKOFFS				
		No	Yds	Avg	Long	Blkd	TB	FC	50+	I20	Att-Made	Lg	Blkd	No	Yds	Avg	TB	OB
09/04/10	at Fresno State	8	304	38.0	51	0	1	1	1	3	1-0	0	0	3	223	74.3	3	0
09/11/10	Indiana State	4	173	43.2	47	0	0	3	0	3	1-1	48	0	7	486	69.4	2	0
09/16/10	at NC State	7	247	35.3	58	0	1	2	1	2	1-0	0	0	3	210	70.0	2	0
09/25/10	Oklahoma	6	295	49.2	61	0	0	0	3	1	3-3	43	0	6	419	69.8	3	0
10/09/10	Miami (OH)	3	132	44.0	50	0	1	0	1	1	1-1	24	0	8	545	68.1	5	0
10/15/10	at Louisville	2	89	44.5	48	0	0	0	0	1	0-0	0	0	6	381	63.5	0	0
10/22/10	USF	2	76	38.0	41	0	0	0	0	1	3-3	44	0	7	420	60.0	0	0
10/30/10	Syracuse	5	214	42.8	48	0	2	1	0	2	0-0	0	0	2	138	69.0	1	0
11/13/10	at West Virginia	8	326	40.8	49	0	0	6	0	1	1-1	49	0	3	197	65.7	1	0
11/20/10	Rutgers	4	134	33.5	45	0	0	0	0	1	0-0	0	0	11	695	63.2	0	0
11/27/10	at Connecticut	2	86	43.0	45	0	0	0	0	1	2-1	32	0	4	232	58.0	0	1
12/04/10	Pittsburgh	4	156	39.0	46	0	0	0	0	0	1-1	33	0	3	186	62.0	0	0
	Totals	55	2232	40.6	61	0	5	13	6	17	14-11	49	0	63	4132	65.6	17	1
	Opponent	67	2621	39.1	66	0	4	20	8	17	14-9	48	0	66	4074	61.7	5	2



SEASON/CAREER STATS

SEASON										CAREER									
Rushing	gp	att	gain	loss	net	avg	td	lg	avg/g	gp	att	gain	loss	net	avg	td	lg	avg/g	
PEAD, Isaiah	11	157	1063	34	1029	6.6	6	80	93.5	31	308	2109	80	2029	6.6	15	80	65.5	
COLLAROS, Zach	11	121	480	278	202	1.7	4	31	18.4	31	184	880	305	575	3.1	8	75	18.5	
GOEBEL, John	12	33	198	2	196	5.9	3	28	16.3	48	178	870	26	844	4.7	10	37	17.6	
WINN, George	10	33	155	10	145	4.4	0	22	14.5	11	38	171	14	157	4.1	0	22	14.3	
WILLIAMS, D.	4	20	145	1	144	7.2	0	23	36.0	17	37	193	12	181	4.9	0	23	10.6	
WOODS, DJ	12	11	99	12	87	7.9	2	40	7.2	38	11	99	12	87	7.9	2	40	2.3	
ANDERSON, Chazz	7	19	106	26	80	4.2	0	20	11.4	14	50	186	117	69	1.4	2	20	4.9	
KAY, Brendon	1	2	14	0	14	7.0	0	7	14.0	3	6	38	0	38	6.3	0	8	12.7	
FEARING, Adam	1	2	6	0	6	3.0	0	4	6.0	1	2	6	0	6	3.0	0	4	6.0	
TEAM	6	4	0	23	-23	-5.8	0	0	-3.8										
Total	12	402	2266	386	1880	4.7	15	80	156.7										
Opponents	12	465	1950	325	1625	3.5	19	85	135.4										
Passing	gp	effic	comp-att-int		pct	yds	td	lg	avg/g	gp	effic	comp-att-int		pct	yds	td	lg	avg/g	
COLLAROS, Zach	11	137.49	225-383-14		58.7	2902	26	69	263.8	31	150.72	319-511-16		62.4	4338	36	81	139.9	
ANDERSON, Chazz	7	92.45	23-45-1		51.1	206	1	33	29.4	14	110.84	74-126-4		58.7	759	3	41	54.2	
KAY, Brendon	1	78.00	3-6-0		50.0	20	0	9	20.0	3	111.85	5-8-0		62.5	47	0	19	15.7	
TEAM	6	0.00	0-1-0		0.0	0	0	0	0.0										
Total	12	131.69	251-435-15		57.7	3128	27	69	260.7										
Opponents	12	146.59	240-370-8		64.9	2808	25	70	234.0										
Receiving	gp	no.	yds	avg	td	lg	avg/g		gp	no.	yds	avg	td	lg	avg/g				
BINNS, Armon	12	75	1101	14.7	10	62	91.8		41	138	2008	14.6	21	81	49.0				
WOODS, DJ	12	57	898	15.8	8	69	74.8		38	122	1706	14.0	12	69	44.9				
PEAD, Isaiah	11	26	190	7.3	1	34	17.3		31	48	402	8.4	3	41	13.0				
BARNETT, Marcus	12	25	333	13.3	2	69	27.8		48	127	1567	12.3	17	80	32.6				
GUIDUGLI, Ben	11	24	197	8.2	2	17	17.9		43	71	810	11.4	7	59	18.8				
MCCLUNG, A.	10	22	217	9.9	2	26	21.7		10	22	217	9.9	2	26	21.7				
ROBINSON, A.	9	6	65	10.8	1	23	7.2		26	17	251	14.8	2	54	9.7				
HAZELTON, Vidal	1	6	63	10.5	0	24	63.0		1	6	63	10.5	0	24	63.0				
GOEBEL, John	12	5	17	3.4	1	8	1.4		48	33	312	9.5	1	66	6.5				
WOODARD, Orion	12	2	18	9.0	0	9	1.5		38	2	18	9.0	0	9	0.5				
LEGAUX, Munchie	7	1	18	18.0	0	18	2.6		7	1	18	18.0	0	18	2.6				
WINN, George	10	1	6	6.0	0	6	0.6		11	2	25	12.5	0	19	2.3				
WILLIAMS, D.	4	1	5	5.0	0	5	1.2		17	5	19	3.8	0	5	1.1				
Total	12	251	3128	12.5	27	69	260.7												
Opponents	12	240	2808	11.7	25	70	234.0												
Total Offense	g	plays	rush	pass	total	avg/g		g	plays	rush	pass	total	avg/g						
COLLAROS, Zach	11	504	202	2902	3104	282.2		31	695	575	4338	4913	158.5						
PEAD, Isaiah	11	157	1029	0	1029	93.5		31	308	2029	0	2029	65.5						
ANDERSON, Chazz	7	64	80	206	286	40.9		14	176	69	759	828	59.1						
GOEBEL, John	12	33	196	0	196	16.3		48	178	844	0	844	17.6						
WINN, George	10	33	145	0	145	14.5		11	38	157	0	157	14.3						
WILLIAMS, D.	4	20	144	0	144	36.0		17	37	181	0	181	10.6						
WOODS, DJ	12	11	87	0	87	7.2		38	11	87	0	87	2.3						
KAY, Brendon	1	8	14	20	34	34.0		3	14	38	47	85	28.3						
FEARING, Adam	1	2	6	0	6	6.0		1	2	6	0	6	6.0						
TEAM	6	5	-23	0	-23	-3.8													
Total	12	837	1880	3128	5008	417.3													
Opponents	12	835	1625	2808	4433	369.4													



SEASON/CAREER STATS

SEASON										CAREER													
Scoring	td	fg	PAT				dxp	saf	pts	td	fg	PAT				dxp	saf	pts					
			kick	rush	rcv	pass						kick	rush	rcv	pass								
ROGERS, Jacob	-	11-14	38-40	-	-	-	-	-	71	-	51-75	186-195	-	-	-	-	-	339					
WOODS, DJ	10	-	-	-	-	-	-	-	60	14	-	-	-	-	-	-	-	84					
BINNS, Armon	10	-	-	-	-	-	-	-	60	21	-	-	-	-	-	-	-	126					
PEAD, Isaiah	7	-	-	-	-	-	-	-	42	18	-	-	-	-	-	-	-	108					
GOEBEL, John	4	-	-	-	-	-	-	-	24	11	-	-	-	-	-	-	-	66					
COLLAROS, Zach	4	-	-	-	-	0-2	-	-	24	8	-	-	-	-	0-2	-	-	48					
BARNETT, Marcus	2	-	-	-	-	-	-	-	12	18	-	-	-	-	-	-	-	108					
MCCLUNG, A.	2	-	-	-	-	-	-	-	12	2	-	-	-	-	-	-	-	12					
GUIDUGLI, Ben	2	-	-	-	-	-	-	-	12	7	-	-	-	-	-	-	-	42					
ROBINSON, A.	1	-	-	-	-	-	-	-	6	2	-	-	-	-	-	-	-	12					
TEAM	-	-	-	-	-	-	-	1	2														
Total	42	11-14	38-40	-	-	0-2	-	1	325														
Opponents	44	9-14	43-44	-	-	-	-	1	336														
Punt Returns	no.	yds	avg	td	lg														no.	yds	avg	td	lg
WOODS, DJ	19	146	7.7	0	25														34	304	8.9	0	40
TEAM	1	-1	-1.0	0	0																		
MCCLUNG, A.	1	6	6.0	0	6														1	6	6.0	0	6
Total	21	151	7.2	0	25																		
Opponents	17	81	4.8	0	15																		
Kick Returns	no.	yds	avg	td	lg														no.	yds	avg	td	lg
WOODS, DJ	32	728	22.8	0	47														33	751	22.8	0	47
MCCLUNG, A.	11	198	18.0	0	28														11	198	18.0	0	28
WILLIAMS, D.	8	133	16.6	0	28														16	378	23.6	1	100
GOEBEL, John	4	61	15.2	0	20														15	301	20.1	0	43
HAZELTON, Vidal	3	41	13.7	0	18														3	41	13.7	0	18
BARNETT, Marcus	1	30	30.0	0	30														2	44	22.0	0	30
Total	59	1191	20.2	0	47																		
Opponents	45	980	21.8	0	42																		
Interceptions	no.	yds	avg	td	lg														no.	yds	avg	td	lg
RICHARDSON, Wes	2	-2	-1.0	0	0														2	-2	-1.0	0	0
FREY, Drew	2	15	7.5	0	15														4	15	3.8	0	15
JOHNSON, Reuben	1	9	9.0	0	9														1	9	9.0	0	9
SCHAFER, JK	1	0	0.0	0	0														4	23	5.8	0	13
CHEATHAM, C.	1	1	1.0	0	1														1	1	1.0	0	1
LAMBERT, Pat	1	0	0.0	0	0														1	0	0.0	0	0
Total	8	23	2.9	0	15																		
Opponents	15	294	19.6	0	79																		
Fumble Returns	no.	yds	avg	td	lg														no.	yds	avg	td	lg
Total	0	0	0.0	0	0																		
Opponents	1	21	21.0	0	21																		



SEASON/CAREER STATS

	SEASON								CAREER							
	g	rush	rcv	pr	kr	ir	total	avg/g	g	rush	rcv	pr	kr	ir	total	avg/g
All Purpose																
WOODS, DJ	12	87	898	146	728	0	1859	154.9	38	87	1706	304	751	0	2848	74.9
PEAD, Isaiah	11	1029	190	0	0	0	1219	110.8	31	2029	402	0	21	0	2452	79.1
BINNS, Armon	12	0	1101	0	0	0	1101	91.8	41	0	2008	0	0	0	2008	49.0
MCCLUNG, A.	10	0	217	6	198	0	421	42.1	10	0	217	6	198	0	421	42.1
BARNETT, Marc	12	0	333	0	30	0	363	30.2	48	37	1567	1	44	0	1649	34.4
WILLIAMS, D.	4	144	5	0	133	0	282	70.5	17	181	19	0	378	0	578	34.0
GOEBEL, John	12	196	17	0	61	0	274	22.8	48	844	312	0	301	0	1457	30.4
COLLAROS, Zac	11	202	0	0	0	0	202	18.4	31	575	0	0	0	0	575	18.5
GUIDUGLI, Ben	11	0	197	0	0	0	197	17.9	43	0	810	0	0	0	810	18.8
WINN, George	10	145	6	0	0	0	151	15.1	11	157	25	0	0	0	182	16.5
HAZELTON, Vid	1	0	63	0	41	0	104	104.0	1	0	63	0	41	0	104	104.0
ANDERSON, Ch	7	80	0	0	0	0	80	11.4	14	69	0	0	0	0	69	4.9
ROBINSON, A.	9	0	65	0	0	0	65	7.2	26	0	251	0	0	0	251	9.7
WOODARD, Orio	12	0	18	0	0	0	18	1.5	38	0	18	0	0	0	18	0.5
LEGAUX, Munch	7	0	18	0	0	0	18	2.6	7	0	18	0	0	0	18	2.6
FREY, Drew	11	0	0	0	0	15	15	1.4	27	0	0	0	0	15	15	0.6
KAY, Brendon	1	14	0	0	0	0	14	14.0	3	38	0	0	0	0	38	12.7
JOHNSON, Reub	12	0	0	0	0	9	9	0.8	23	0	0	0	0	9	9	0.4
FEARING, Adam	1	6	0	0	0	0	6	6.0	1	6	0	0	0	0	6	6.0
CHEATHAM, C.	12	0	0	0	0	1	1	0.1	25	0	0	0	0	1	1	0.0
RICHARDSON,	11	0	0	0	0	-2	-2	-0.2	36	0	0	0	0	-2	-2	-0.1
TEAM	6	-23	0	-1	0	0	-24	-4.0								
Total	12	1880	3128	151	1191	23	6373	531.1								
Opponents	12	1625	2808	81	980	294	5788	482.3								

Field Goals	att	good	long	blkd	att	good	long	blkd
ROGERS, Jacob	14	11	49	0	75	51	55	4
Total	14	11	49	0				
Opponents	14	9	48	0				

Punting	no.	yds	avg	lg	blk	no.	yds	avg	lg	blk
O'DONNELL, Pat	52	2178	41.9	61	0	52	2178	41.9	61	0
TEAM	2	19	9.5	15	0					
COLLAROS, Zach	1	35	35.0	35	0	1	35	35.0	35	0
Total	55	2232	40.6	61	0					
Opponents	67	2621	39.1	66	0					

Kickoffs	no.	yds	avg	tb	ob	no.	yds	avg	tb	ob
ROGERS, Jacob	63	4132	65.6	17	1	308	20223	65.7	64	3
Total	63	4132	65.6	17	1					
Opponents	66	4074	61.7	5	2					



SEASON-CAREER STATS

SEASON												CAREER											
##	Defensive Leaders	gp	ua	a	total	tfl	sack	int	pbu	fr	ff	blk	gp	ua	a	total	tfl	sack	int	pbu	fr	ff	blk
37	SCHAFFER, JK	12	67	44	111	9.5	3.0	1	5	.	2	.	37	130	93	223	15.0	4.5	4	9	.	3	.
4	BOMAR, Maalik	12	47	23	70	8.0	2.0	.	.	.	2	.	21	52	25	77	8.0	2.0	.	.	.	2	.
5	JOHNSON, Reuben	12	49	13	62	3.0	1.0	1	5	.	.	.	23	53	14	67	3.0	1.0	1	5	1	.	.
54	STEWART, Walter	12	45	15	60	8.0	2.0	.	1	1	1	.	25	78	41	119	16.5	6.5	1	1	1	2	.
58	MILLS, Brandon	12	42	16	58	12.5	6.0	.	1	.	3	.	25	57	26	83	20.5	9.5	.	1	.	3	.
26	FREY, Drew	11	38	14	52	1.5	.	2	1	.	.	.	27	81	45	126	5.5	1.0	4	5	.	.	.
95	WOLFE, Derek	12	29	19	48	6.5	4.0	.	1	.	.	.	32	52	40	92	15.5	10.0	.	1	1	1	.
40	HUGHES, John	12	27	20	47	4.5	.	.	1	1	.	.	38	46	44	90	13.0	4.0	.	1	1	1	.
21	CHEATHAM, C.	12	32	11	43	2.0	.	1	5	.	1	.	25	37	19	56	2.0	.	1	5	.	1	.
24	RICHARDSON, Wes	11	27	15	42	0.0	.	2	.	3	1	.	36	43	29	72	0.5	.	2	.	3	2	.
99	GIORDANO, Dan	12	23	13	36	8.0	4.5	.	1	.	1	.	25	36	42	78	15.0	6.5	.	2	.	1	.
57	CHEATHAM, O.	11	17	9	26	3.0	1.0	.	1	.	.	.	25	21	15	36	3.0	1.0	.	1	.	.	.
13	LAMBERT, Pat	12	13	10	23	1.0	0.5	1	25	16	14	30	1.0	0.5	1
94	STEPP, Jordan	11	15	5	20	3.5	1	.	11	15	5	20	3.5	1	.
84	WOODARD, Orion	12	8	4	12	0.0	38	15	9	24	0.0	.	.	.	1	.	.
9	BATTLE, D.	3	8	4	12	2.0	1.0	.	2	.	.	.	29	60	25	85	7.0	1.0	2	7	.	1	.
20	WILLIAMS, Chris	11	6	4	10	2.0	1.0	.	1	.	.	.	21	8	5	13	2.0	1.0	.	1	.	.	.
33	DRANE, Deven	8	6	3	9	0.0	8	6	3	9	0.0
1M	MCCAFFERTY, C.	12	8	1	9	0.0	49	25	8	33	0.0	1	.
87	TAYLOR, Monte	11	6	1	7	2.0	1.0	11	6	1	7	2.0	1.0
2C	CHENAULT, Arryn	8	4	2	6	0.0	8	4	2	6	0.0
31	HORNER, Bruce	10	6	.	6	0.0	14	6	.	6	0.0
47	LOZIER, Colin	11	6	.	6	0.0	11	6	.	6	0.0
43	ARMSTRONG, R.	3	2	2	4	0.0	18	13	16	29	1.5	1.0
45	TRIGG, Rob	9	2	2	4	0.0	23	9	8	17	2.5
46	MEADOR, Mitch	12	3	1	4	0.0	12	3	1	4	0.0
42	DARLING, Antwan	11	3	1	4	0.0	11	3	1	4	0.0
22	GOEBEL, John	12	.	2	2	0.0	48	3	5	8	0.0
23	PEAD, Isaiah	11	2	.	2	0.0	31	2	1	3	0.0
2H	HALEY, Reuben	12	.	2	2	0.0	.	.	.	1	.	.	15	.	2	2	0.0	.	.	.	1	.	.
81	HILTON, Tomaz	11	.	2	2	0.0	35	11	11	22	0.0
32	WINN, George	10	1	1	2	0.0	11	1	1	2	0.0
96	DETEMPLE, Tom	12	2	.	2	0.0	13	2	.	2	0.0
36	QUETANT, Quincy	2	2	.	2	0.0	2	2	.	2	0.0
5H	HANCOCK, Steve	8	1	1	2	0.0	10	3	1	4	2.0	1.0
3R	ROBERSON, Aaron	8	1	.	1	0.0	8	1	.	1	0.0
8	WITTY, Adrian	4	1	.	1	0.0	4	1	.	1	0.0
66	GRIFFIN, Samuel	12	1	.	1	0.0	24	1	.	1	0.0
60	KELCE, Jason	12	1	.	1	0.0	47	4	.	4	0.0
53	MARTINEZ, Randy	12	1	.	1	0.0	21	1	.	1	0.0
19	GUIDUGLI, Ben	11	1	.	1	0.0	43	3	.	3	0.0
85	BARNETT, Marcus	12	1	.	1	0.0	48	3	.	3	0.0	.	.	1	.	.	.
17	MCCLUNG, A.	10	1	.	1	0.0	10	1	.	1	0.0
12	COLLARIOS, Zach	11	1	.	1	0.0	31	2	.	2	0.0
34	O'DONNELL, Pat	12	1	.	1	0.0	12	1	.	1	0.0
TM	TEAM	6	.	.	.	0.0
	Total	12	557	260	817	77	27	8	25	6	12	.											
	Opponents	12	559	164	723	80	33	15	48	14	15	3											

**20-YARD PLAYS**

YDS.	TYPE	PLAYER(S)	OPP.	YDS.	TYPE	PLAYER(S)	OPP.
*80	Rush	PEAD, Isaiah	Miami (OH)	24	Pass	HAZELTON, Vidal from COLLAROS, Zach	Fresno State
69	Pass	WOODS, DJ from COLLAROS, Zach	Oklahoma	24	Pass	MCCLUNG, A. from COLLAROS, Zach	Connecticut
69	Pass	BARNETT, Marcus from COLLAROS, Zach	USF	*24	Rush	PEAD, Isaiah	Rutgers
69	Rush	PEAD, Isaiah	Miami (OH)	24	Rush	PEAD, Isaiah	Louisville
*68	Pass	WOODS, DJ from COLLAROS, Zach	NC State	*24	Rush	PEAD, Isaiah	Rutgers
*62	Pass	BINNS, Armon from COLLAROS, Zach	Louisville	24	KR	WOODS, DJ	USF
60	Pass	BINNS, Armon from COLLAROS, Zach	NC State	24	Pass	WOODS, DJ from COLLAROS, Zach	WVU
55	Pass	WOODS, DJ from COLLAROS, Zach	Oklahoma	23	KR	WOODS, DJ	WVU
*53	Rush	PEAD, Isaiah	WVU	23	Pass	BINNS, Armon from COLLAROS, Zach	WVU
*48	Pass	BINNS, Armon from COLLAROS, Zach	Miami (OH)	23	Rush	WILLIAMS, D.	Indiana State
47	KR	WOODS, DJ	Rutgers	23	Pass	ROBINSON, A. from COLLAROS, Zach	Rutgers
*47	Pass	WOODS, DJ from COLLAROS, Zach	Louisville	*23	Pass	WOODS, DJ from COLLAROS, Zach	Fresno State
40	Rush	WOODS, DJ	Rutgers	23	KR	WOODS, DJ	Oklahoma
37	KR	WOODS, DJ	Miami (OH)	23	Pass	PEAD, Isaiah from ANDERSON, Chazz	Syracuse
37	KR	WOODS, DJ	Fresno State	22	Pass	WOODS, DJ from COLLAROS, Zach	Rutgers
*36	Pass	WOODS, DJ from COLLAROS, Zach	Oklahoma	22	KR	WILLIAMS, D.	NC State
36	KR	WOODS, DJ	Miami (OH)	22	Rush	WINN, George	Miami (OH)
35	Pass	BINNS, Armon from COLLAROS, Zach	Rutgers	22	Pass	BINNS, Armon from COLLAROS, Zach	Rutgers
35	Rush	PEAD, Isaiah	Oklahoma	22	KR	WOODS, DJ	Rutgers
*34	Pass	PEAD, Isaiah from COLLAROS, Zach	Rutgers	22	Pass	BINNS, Armon from COLLAROS, Zach	WVU
*33	Pass	WOODS, DJ from ANDERSON, Chazz	Syracuse	* touchdown scored on play			
33	Rush	PEAD, Isaiah	Louisville				
*32	Pass	BARNETT, Marcus from COLLAROS, Zach	USF				
*32	Pass	BINNS, Armon from COLLAROS, Zach	Miami (OH)				
31	Pass	BINNS, Armon from COLLAROS, Zach	Rutgers				
31	Rush	COLLAROS, Zach	Connecticut				
31	Pass	BINNS, Armon from COLLAROS, Zach	Rutgers				
31	KR	WOODS, DJ	WVU				
*31	Pass	BINNS, Armon from COLLAROS, Zach	Louisville				
31	Pass	WOODS, DJ from COLLAROS, Zach	NC State				
31	KR	WOODS, DJ	USF				
30	Rush	PEAD, Isaiah	Rutgers				
30	KR	BARNETT, Marcus	Syracuse				
29	Pass	WOODS, DJ from COLLAROS, Zach	USF				
*29	Pass	BINNS, Armon from COLLAROS, Zach	Indiana State				
29	KR	WOODS, DJ	Syracuse				
28	KR	MCCLUNG, A.	Syracuse				
28	KR	WILLIAMS, D.	NC State				
28	Rush	GOEBEL, John	Indiana State				
28	KR	WOODS, DJ	WVU				
27	KR	WOODS, DJ	WVU				
26	KR	WOODS, DJ	Syracuse				
26	KR	WOODS, DJ	Rutgers				
26	KR	MCCLUNG, A.	Connecticut				
26	Pass	MCCLUNG, A. from COLLAROS, Zach	Pittsburgh				
*26	Rush	PEAD, Isaiah	Rutgers				
26	Rush	GOEBEL, John	Miami (OH)				
26	KR	WOODS, DJ	Louisville				
26	KR	MCCLUNG, A.	USF				
25	Rush	PEAD, Isaiah	Oklahoma				
25	Pass	PEAD, Isaiah from COLLAROS, Zach	Fresno State				
25	PR	WOODS, DJ	Oklahoma				
25	Pass	MCCLUNG, A. from COLLAROS, Zach	Oklahoma				
25	Pass	BINNS, Armon from COLLAROS, Zach	Louisville				
25	Pass	WOODS, DJ from COLLAROS, Zach	Fresno State				

LONG PLAYS BY THE NUMBERS

Plays by Yards	No.	TD
100+	0	0
90-99	0	0
80-89	1	1
70-79	0	0
60-69	6	2
50-59	2	1
40-49	4	2
30-39	20	6
20-29	61	7
TOTAL	94	19

LONGEST PLAYS OF THE YEAR**Rushing**

80 PEAD, Isaiah vs Miami (OH) (10/9/2010)

Rushing Touchdown

80 PEAD, Isaiah vs Miami (OH) (10/9/2010)

Passing69 WOODS, DJ from COLLAROS, Zach
vs Oklahoma (9/25/2010)**Passing Touchdown**68 WOODS, DJ from COLLAROS, Zach
vs NC State (9/16/2010)**Punt Return**

25 WOODS, DJ vs Oklahoma (9/25/2010)

Kick Return

47 WOODS, DJ vs Rutgers (11/20/2010)

Interception Return

15 FREY, Drew vs Rutgers (11/20/2010)

Fumble Return

None

Punt

61 O'DONNELL, Pat vs Oklahoma (9/25/2010)

Field Goal

49 ROGERS, Jacob vs WVU (11/13/2010)

20-PLUS YARDS PLAYS BY PLAYER

PLAYER	NO.	TD	R	P	KR	PR	IR	FR	PLAYER	NO.	TD	R	P	KR	PR	IR	FR
WOODS, DJ	38	6	1	17	18	2	0	0	WILLIAMS, D.	3	0	1	0	2	0	0	0
PEAD, Isaiah	16	6	11	5	0	0	0	0	HAZELTON, Vidal	1	0	0	1	0	0	0	0
BINNS, Armon	15	6	0	15	0	0	0	0	ROBINSON, A.	1	0	0	1	0	0	0	0
MCCLUNG, A.	8	0	0	4	4	0	0	0	WINN, George	1	0	1	0	0	0	0	0
BARNETT, Marcus	4	1	0	3	1	0	0	0	ANDERSON, Chazz	1	0	1	0	0	0	0	0
GOEBEL, John	3	0	2	0	1	0	0	0	TOTAL	94	19	20	46	26	2	0	0
COLLAROS, Zach	3	0	3	0	0	0	0	0									



SCORING DRIVES

OPPONENT	QTR.	PLAYS	YDS.	TOP	RESULT	SCORING PLAY
at Fresno State	1	2	35	0:32	TD	Woods 23-yard pass from Collaros
at Fresno State	2	10	76	3:46	TD	Collaros 5-yard run
Indiana State	1	6	34	1:18	FG	Rogers 48-yard field goal
Indiana State	2	8	62	3:02	TD	Binns 16-yard pass from Collaros
Indiana State	3	7	65	1:56	TD	Goebel 3-yard run
Indiana State	3	6	68	2:33	TD	Binns 29-yard pass from Collaros
Indiana State	3	2	10	0:26	TD	Goebel 1-yard run
Indiana State	3	5	36	1:50	TD	Collaros 2-yard run
at NC State	2	2	74	0:45	TD	Woods 68-yard pass from Collaros
at NC State	4	3	65	0:53	TD	Woods 20-yard pass from Collaros
at NC State	4	4	94	1:07	TD	Barnett 13-yard pass from Collaros
Oklahoma	1	8	27	3:06	FG	Rogers 22-yard field goal
Oklahoma	2	6	89	1:48	TD	Goebel 4-yard pass from Collaros
Oklahoma	3	7	55	3:09	FG	Rogers 43-yard field goal
Oklahoma	4	5	43	1:15	FG	Rogers 43-yard field goal
Oklahoma	4	5	71	2:01	TD	Woods 36-yard pass from Collaros
Oklahoma	4	8	80	1:21	TD	Robinson 18-yard pass from Collaros
Miami (OH)	1	2	63	0:25	TD	Binns 48-yard pass from Collaros
Miami (OH)	1	3	34	0:33	TD	Woods 18-yard run
Miami (OH)	1	7	70	1:41	TD	Binns 32-yard pass from Collaros
Miami (OH)	1	1	80	0:13	TD	Pead 80-yard run
Miami (OH)	2	9	53	2:57	FG	Rogers 24-yard field goal
Miami (OH)	2	3	67	1:04	TD	Goebel 2-yard run
Miami (OH)	2	10	86	3:57	TD	Guidugli 6-yard pass from Collaros
at Louisville	1	1	52	0:27	TD	Woods 47-yard pass from Collaros
at Louisville	1	9	70	3:40	TD	Binns 10-yard pass from Collaros
at Louisville	2	5	81	1:47	TD	Binns 31-yard pass from Collaros
at Louisville	3	14	77	6:13	TD	Woods 14-yard pass from Collaros
at Louisville	4	4	74	2:13	TD	Binns 62-yard pass from Collaros
USF	1	7	31	3:26	FG	Rogers 26-yard field goal
USF	2	10	80	3:06	TD	Binns 20-yard pass from Collaros
USF	2	9	72	2:05	FG	Rogers 21-yard field goal
USF	3	7	35	1:19	FG	Rogers 44-yard field goal
USF	4	8	80	2:41	TD	Brnett 32-yard pass from Collaros
USF	4	11	80	3:57	TD	Binns 15-yard pass from Collaros
Syracuse	2	8	62	2:53	TD	Woods 33-yard pass from Anderson
at West Virginia	2	9	50	1:18	FG	Rogers 49-yard field goal
at West Virginia	3	4	61	1:45	TD	Pead 53-yard run
Rutgers	1	4	66	1:25	TD	Pead 34-yard pass from Collaros
Rutgers	1	5	75	1:53	TD	Pead 24-yard run
Rutgers	1	6	74	2:22	TD	Woods 9-yard run
Rutgers	2	9	94	3:55	TD	Collaros 2-yard run
Rutgers	2	7	73	2:42	TD	Pead 9-yard run
Rutgers	2	6	62	0:33	TD	Woods 16-yard pass from Collaros
Rutgers	3	7	65	3:26	TD	Pead 24-yard run
Rutgers	3	12	77	3:29	TD	Guidugli 10-yard pass from Collaros
Rutgers	4	2	37	0:29	TD	Pead 26-yard run
Rutgers	4	5	24	2:49	TD	McClung 4-yard pass from Collaros

OPPONENT	QTR.	PLAYS	YDS.	TOP	RESULT	SCORING PLAY
at Connecticut	1	11	32	3:10	FG	Rogers 32-yard field goal
at Connecticut	2	11	78	3:43	TD	Binns 15-yard pass from Collaros
at Connecticut	4	8	88	2:28	TD	Collaros 3-yard run
Pittsburgh	2	7	60	3:07	TD	McClung 3-yard pass from Collaros
Pittsburgh	2	14	61	4:41	FG	Rogers 33-yard field goal

DRIVES SUMMARY

AVERAGE SCORING DRIVE/PLAY STATS

Plays: 6.6 per drive; Yards: 62.7 per drive; Avg. Drive Time: 2:26
51 scoring drives, 336 plays, 3,197 yards, 6,937 seconds

HIGHS/LOWS

Longest drive (time):

6:13 at Louisville (14 plays, 77 yards, Woods 14-yard pass from Collaros)

Shortest drive (time):

0:13 vs. Miami (OH) (1 play, 80 yards, Pead 80-yard run)

Longest drive (yards):

94 yards vs. Rutgers (9 plays, 94 yards, Collaros 2-yard run)

94 yards at NC State (4 plays, 94 yards, Barnett 13-yard pass from Collaros)

Shortest drive (yards):

10 yards vs. Indiana State (2 plays, 10 yards, Goebel 1-yard run)

DRIVE START SUMMARY

Obtained	No.	Own Avg.	No.	Opp Avg.
Kickoff	66	27.6	65	27.4
Punt	67	28.2	55	29.3
Field Goal	5	22.6	3	31.0
Fumble	6	47.7	14	56.7
Interception	8	32.1	15	54.0
Downs	5	23.6	8	34.9
ALL DRIVES	157	28.6	160	33.6



GAME-BY-GAME RECAPS

GAME 1 • SEPT. 4, 2010 • BULLDOG STADIUM • FRESNO, CALIF. • ATT.: 37,238

GAME 2 • SEPT. 11, 2010 • NIPPERT STADIUM • CINCINNATI, OHIO • ATT.: 30,807

	Cincinnati	14		Indiana State	7
	Fresno State	28		Cincinnati	40

FRESNO, Calif. (AP) - The University of Cincinnati football team scored the first 14 points of the game but could not hold on, surrendering 28 unanswered points to Fresno State, dropping its season opener by a 28-14 margin.

Fresno State ended Cincinnati's 18-game regular-season winning streak, a 10-game road streak, and a run of five-straight wins in season opening games.

Fresno's Ryan Colburn connected for four touchdowns to help the Bulldogs overcome an early 14-0 deficit and hand Butch Jones a loss in his first game as Cincinnati's coach.

Held to one first down on their first seven drives, the Bulldogs scored touchdowns on their next three, taking a 21-14 lead early in the third quarter on Colburn's 28-yard pass to Devon Wylie. The touchdown came one play after they converted a fourth-and-2 with a short pass to Tapa Taumoepeau.

The turnaround was just as stark on the other side of the ball as the Bearcats were held to minus-6 yards in a span of more than 22 minutes after taking a 14-0 lead on Zach Collaros' touchdown run early in the second quarter.

The Bulldogs sacked Collaros on three successive plays on UC's first drive of the fourth quarter as the Bearcats offense struggled to find a rhythm. Collaros completed 24 of 41 passes for 219 yards, throwing for one touchdown and running for another, but he was sacked eight times.

The Bearcats were held to 15 yards rushing in their first regular-season loss since a 40-16 defeat at Connecticut on Oct. 25, 2008.

The Bearcats got off to the early lead, getting a 23-yard TD pass from Collaros to D.J. Woods following an interception by Pat Lambert. Collaros' 5-yard run early in the second quarter made it 14-0. At that point, Cincinnati had outgained Fresno State 195-8 and had two more touchdowns than the Bulldogs had first downs.

SCORE BY QUARTERS

	1	2	3	4	F
Cincinnati	7	7	0	0	14
Fresno State	0	14	7	7	28

SCORING SUMMARY

QTR	TIME	TEAM	SCORING PLAY	DRIVE; TIME
1st	02:38	CIN	Woods 23 yd pass from Collaros (Rogers kick)	2-35; 0:32
2nd	11:44	CIN	Collaros 5 yd run (Rogers kick)	10-76; 3:46
	02:25	FS	Rouse 20 yd pass from Colburn (Goessling, kick)	4-49; 2:20
	00:16	FS	Hamler 16 yd pass from Colburn (Goessling, kick)	5-42; 0:23
3rd	10:03	FS	Wylie 28 yd pass from Colburn (Goessling, kick)	9-80; 4:57
4th	14:52	FS	Evans 59 yd pass from Colburn (Goessling, kick)	3-69; 1:11

CINCINNATI (AP) - Zach Collaros threw for two touchdowns and ran for another, and Cincinnati's offense found its legs in the second half, pulling away to a 40-7 victory over Indiana State.

The Bearcats (1-1) led 12-7 at the half, overcoming some early offensive struggles. Collaros directed Cincinnati to touchdowns on all four of its drives in the third quarter.

The two-time defending Big East champions improved to 13-0 at home over the last three seasons, two shy of the school record for consecutive home wins.

Collaros finished 11 of 17 for 130 yards. He also scrambled for 32 yards as Cincinnati's running game got on track. Sophomore Darrin Williams started in place of Isaiah Pead, out with a sore knee, and ran for 117 yards. John Goebel had two short touchdown runs in the third quarter.

Collaros had more time to throw but still struggled to complete anything more than a short pass in the first half, when he went 8 of 13 for 70 yards with one sack.

The Bearcats headed for the locker room at halftime up 12-7. They'd managed only 150 yards, and two of their points came on a safety.

It was Cincinnati's first game without receiver Vidal Hazelton, who tore up his left knee at Fresno State. Hazelton was one of Cincinnati's best downfield threats, expected to replace the departed Mardy Gilyard as a playmaker.

Something was missing.

Collaros put a spark in the offense by doing a lot of it himself. He scrambled for three straight first downs, then hit Armon Binns down the left sideline for a 29-yard touchdown that made it 26-7. The Sycamores helped Cincinnati pull away, fumbling at their own 10-yard line to set up another score.

SCORE BY QUARTERS

	1	2	3	4	F
Indiana State	0	7	0	0	7
Cincinnati	3	9	28	0	40

SCORING SUMMARY

QTR	TIME	TEAM	SCORING PLAY	DRIVE; TIME
1st	09:32	CIN	Rogers 48 yd field goal	6-34; 1:18
2nd	14:55	CIN	Binns 16 yd pass from Collaros (Rogers kick)	8-62; 3:02
	08:11	CIN	TEAM safety	
	02:10	INST	Jones 18 yd pass from Fouch (Little kick)	4-35; 2:28
3rd	12:59	CIN	Goebel 3 yd run (Rogers kick)	7-65; 1:56
	08:22	CIN	Binns 29 yd pass from Collaros (Rogers kick)	6-68; 2:33
	06:57	CIN	Goebel 1 yd run (Rogers kick)	2-10; 0:26
	03:03	CIN	Collaros 2 yd run (Rogers kick)	5-36; 1:50

TEAM STATISTICS

	UC	FSU
FIRST DOWNS	15	13
RUSHES-YARDS (NET)	32-15	30-49
PASSING YDS (NET)	219	247
Passes Att-Comp-Int	41-24-0	24-18-1
TOTAL OFF. PLAYS-YARDS	73-234	54-296
Fumble Returns-Yards	0-0	0-0
Punt Returns-Yards	1-0	2-6
Kickoff Returns-Yards	4-78	0-0
Interception Returns-Yards	1-0	0-0
Punts (Number-Avg)	8-38.0	8-40.0
Fumbles-Lost	3-1	3-0
Penalties-Yards	5-34	5-35
Possession Time	30:50	29:10
Third-Down Conversions	9 of 19	3 of 13
Fourth-Down Conversions	0 of 1	1 of 1
Red-Zone Scores-Chances	1-1	2-3
Sacks By: Number-Yards	2-5	8-64

INDIVIDUAL STATISTICS

RUSHING: Cincinnati-PEAD, Isaiah 10-36; WOODS, DJ 2-8; WILLIAMS, D. 1-3; TEAM 1-minus 10; Collaros, Zach 18-minus 22. Fresno State-Rouse, Robbie 20-40; Colburn, Ryan 5-8; Ellis, A.J. 1-6; Wylie, Devon 1-4; Team 2-minus 3; Evans, Rashad 1-minus 6.

PASSING: Cincinnati-COLLAROS, Zach 24-41-0-219. Fresno State-Colburn, Ryan 18-24-1-247.

RECEIVING: Cincinnati-BINNS, Armon 7-55; WOODS, DJ 6-72; Hazelton, Vidal 6-63; Pead, Isaiah 4-28; Guidugli, Ben 1-1. Fresno State-Hamler, Jamel 5-53; Evans, Rashad 4-71; Wylie, Devon 2-39; Rouse, Robbie 2-20; Taumoepeau, 2-17; Pascoe, Vince 1-26; Saunders, Jalen 1-18; Ellis, A.J. 1-3.

TEAM STATISTICS

	UC	ISU
FIRST DOWNS	15	22
RUSHES-YARDS (NET)	32-93	45-263
PASSING YDS (NET)	161	130
Passes Att-Comp-Int	38-23-0	17-11-0
TOTAL OFF. PLAYS-YARDS	70-254	62-393
Fumble Returns-Yards	0-0	0-0
Punt Returns-Yards	0-0	3-32
Kickoff Returns-Yards	5-106	3-50
Interception Returns-Yards	0-0	0-0
Punts (Number-Avg)	7-36.3	4-43.2
Fumbles-Lost	4-1	3-2
Penalties-Yards	6-45	3-40
Possession Time	31:23	28:37
Third-Down Conversions	6 of 17	6 of 12
Fourth-Down Conversions	1 of 3	0 of 0
Red-Zone Scores-Chances	1-3	4-4
Sacks By: Number-Yards	2-25	2-13

INDIVIDUAL STATISTICS

RUSHING: Indiana State-Bell, Shakir 10-67; Gates, Darrius 13-40; Lough, Brock 3-20; Fouch, Ronnie 3-minus 11; TEAM 3-minus 23. Cincinnati-WILLIAMS, D. 13-117; GOEBEL, John 9-75; WINN, George 11-48; COLLAROS, Zach 11-32; TEAM 1-minus 9.

PASSING: Indiana State-Fouch, Ronnie 23-38-0-161. Cincinnati-COLLAROS, Zach 11-17-0-130.

RECEIVING: Indiana State-Kent, Bryant 4-34; Riston, Leonard 4-3; Egberongbe, Edn 3-37; Jones, Alex 3-36; Goodlett, John 2-17; Hilton, Justin 2-11; Mardis, Michael 1-10; Lawshe, Demory 1-5; Lacotti, Larry 1-4; Lough, Brock 1-3; Gates, Darrius 1-1. Cincinnati-WOODS, DJ 5-46; BINNS, Armon 3-59; GUIDUGLI, Ben 2-17; GOEBEL, John 1-8.



GAME-BY-GAME RECAPS

GAME 3 • SEPT. 16, 2010 • CARTER-FINLEY STADIUM • RALEIGH, N.C. • ATT.: 55,934

GAME 4 • SEPT. 25, 2010 • PAUL BROWN STADIUM • CINCINNATI, OHIO • ATT.: 58,253



Cincinnati

19

NC State

30

RALEIGH, N.C. - Playing its third game in 12 days, the University of Cincinnati football team fell to NC State in a 30-19 contest at Carter-Finley Stadium.

Cincinnati (1-2) didn't run a play inside the N.C. State 32 until the final minutes, but the Wolfpack had a big lead by that point. Zach Collaros connected with D.J. Woods twice for touchdowns, the first from 68 yards late in the first half.

The Bearcats dropped their season opener on the west coast at Fresno State before getting back in the win column against Indiana State last week at home. The road does not get easier for first-year head coach Butch Jones next week as the University of Oklahoma comes rolling into Cincinnati.

The Wolfpack's Russell Wilson completed 26 of 40 passes, including an 8-yard touchdown strike to Taylor Gentry with about 7 1/2 minutes left to make it 30-7.

Jay Smith and Curtis Underwood Jr. had first-half touchdown catches, and Mustafa Greene had a 31-yard scoring run that gave N.C. State a 14-0 lead in the first quarter.

While Wilson had the offense going, N.C. State's defense did its part, too. The Wolfpack finished with five sacks, hurried Collaros four times and notched a fourth-and-1 stop early in the fourth quarter. N.C. State also blocked a punt to set up Gentry's touchdown catch.

UC's J.K. Schaffer was all over the field and set a career high with 16 tackles. Safety Wesley Richardson also had a career night with seven tackles and a pair of fumble recoveries. Linebacker Maalik Bomar continued the strong start to his season, racking up a career-best eight tackles.

Collaros finished the night 19-of-31 for 310 yards and three touchdowns. He was sacked five times. Woods finished a career-night with six catches for 146 yards and a pair of touchdowns. Marcus Barnett caught five balls for 61 yards and his first touchdown of the season. Barnett moved into the starting lineup last week, replacing Vidal Hazelton, who was lost for the season to a knee injury.

SCORE BY QUARTERS

	1	2	3	4	F
Cincinnati	0	7	0	12	19
NC State	14	6	3	7	30

SCORING SUMMARY

QTR	TIME	TEAM	SCORING PLAY	DRIVE; TIME
1st	09:26	NCST	Smith, J. 16 yd pass from Wilson (Czajkowski kick)	9-93; 3:07
	05:21	NCST	Greene 31 yd run (Czajkowski kick)	7-93; 2:30
2nd	03:12	CIN	Woods 68 yd pass from Collaros (Rogers kick)	2-74; 0:45
	01:04	NCST	Underwood 12 yd pass from Wilson (Czajkowski kick failed)	7-72; 2:01
3rd	08:02	NCST	Czajkowski 19 yd field goal	14-71; 5:39
4th	07:27	NCST	Gentry 8 yd pass from Wilson (Czajkowski kick)	3-25; 1:23
	06:26	CIN	WOODS 20 yd pass from COLLAROS (Collaros pass failed)	3-65; 0:53
	00:44	CIN	BARNETT 13 yd pass from Collaros (Collaros pass failed)	4-94; 1:07

TEAM STATISTICS

	UC	NCST
FIRST DOWNS	18	28
RUSHES-YARDS (NET)	31-75	36-158
PASSING YDS (NET)	310	333
Passes Att-Comp-Int	31-19-0	40-26-0
TOTAL OFF. PLAYS-YARDS	62-385	76-491
Fumble Returns-Yards	0-0	0-0
Punt Returns-Yards	1--2	1--3
Kickoff Returns-Yards	6-104	1-28
Interception Returns-Yards	0-0	0-0
Punts (Number-Avg)	7-35.3	5-31.2
Fumbles-Lost	5-1	4-2
Penalties-Yards	8-71	6-47
Possession Time	25:11	34:49
Third-Down Conversions	3 of 13	5 of 12
Fourth-Down Conversions	0 of 1	0 of 1
Red-Zone Scores-Chances	2-2	4-5
Sacks By: Number-Yards	2-7	5-33

INDIVIDUAL STATISTICS

RUSHING: Cincinnati-COLLAROS, Zach 22-32; WILLIAMS, D. 6-24; GOEBEL, John 3-19. NC State-Greene, M. 16-84; Wilson, R. 8-33; Underwood, C. 6-23; Haynes, D. 5-20; TEAM 1-minus 2.

PASSING: Cincinnati-COLLAROS, Zach 19-31-0-310. NC State-Wilson, R. 26-40-0-333.

RECEIVING: Cincinnati-WOODS, DJ 6-146; BINNS, Armon 6-95; BARNETT, Marcus 5-61; WILLIAMS, D. 1-5; GUIDUGLI, Ben 1-3. NC State-Greene, M. 5-54; Williams, J. 4-111; Spencer, O. 4-50; Bryan, G. 4-43; Gentry, T. 3-20; Smith, J. 1-16; Underwood, C. 1-12; Payton, Q. 1-9; Howard, S. 1-9; Graham, T. 1-7; Davis, D. 1-2.



Oklahoma

31

Cincinnati

29

CINCINNATI (AP) - The University of Cincinnati football team scored 17 fourth-quarter points but the eighth-ranked Sooners withstood a late Bearcats rally for a 31-29 win that kept them unbeaten.

Landry Jones ran an Oklahoma offense, throwing for 370 yards and two touchdowns.

Oklahoma (4-0) did a little of everything behind its sophomore quarterback, who completed a career-high 36 passes in 51 attempts with one interception. Ryan Broyles had his seventh straight 100-yard receiving game.

Jones' only interception helped Cincinnati (1-3) make a late charge. Zach Collaros followed with a 36-yard touchdown pass to D.J. Woods that cut it to 24-22 with 9:45 left.

Woods then fumbled a punt at Cincinnati's 7, setting up Jones' clinching touchdown pass.

Woods also fumbled at the 5-yard line at the end of a long run-and-catch in the first half, part of a self-destructive showing by the two-time defending Big East champions.

Collaros led a touchdown drive in the closing minutes against a defense willing to trade yards for time, throwing his third touchdown pass with 58 seconds left. Broyles recovered the onside kick to seal it. Collaros finished 23 of 38 for 305 yards. He also threw an interception in the end zone - his first this season - and fumbled.

Cincinnati drove to a first-and-goal at the 2 on its opening drive, but had to settle for a field goal, starting some grumbling in the less-than-capacity crowd of 58,253 at Paul Brown Stadium.

Collaros got the offense moving better than it had all season. Woods had a career-high 171 yards on seven catches, and Isaiah Pead ran for 169 yards.

Jacob Rogers, kicking with a foot injury, connected on three field goals from 22 yards and twice from 43 yards.

Linebacker JK Schaffer finished with a team-high 13 tackles.

SCORE BY QUARTERS

	1	2	3	4	F
Oklahoma	14	3	7	7	31
Cincinnati	3	6	3	17	29

SCORING SUMMARY

QTR	TIME	TEAM	SCORING PLAY	DRIVE; TIME
1st	10:39	CIN	Rogers 22 yd field goal	8-27; 3:06
	06:36	OU	Murray 1 yd run (Stevens kick)	12-80; 4:03
	01:38	OU	Broyles 5 yd pass from Jones (Stevens kick)	11-69; 3:59
2nd	14:45	CIN	Goebel 4 yd pass from Collaros (Rogers kick failed)	6-89; 1:48
	01:02	OU	Stevens 42 yd field goal	10-55; 2:39
3rd	10:05	OU	Madu 5 yd run (Stevens kick)	9-92; 2:59
	06:56	CIN	Rogers 43 yd field goal	7-55; 3:09
	14:56	CIN	Rogers 43 yd field goal	5-43; 1:15
4th	09:45	CIN	Woods 36 yd pass from Collaros (ROGERS, Jacob kick)	5-71; 2:01
	04:31	OU	Millard 5 yd pass from Jones (Stevens kick)	2-7; 0:25
	00:58	CIN	Robinson 18 yd pass from Collaros (Rogers kick)	8-80; 1:21

TEAM STATISTICS

	OU	CIN
FIRST DOWNS	27	22
RUSHES-YARDS (NET)	43-82	32-156
PASSING YDS (NET)	370	305
Passes Att-Comp-Int	51-36-1	38-23-1
TOTAL OFF. PLAYS-YARDS	94-452	70-461
Fumble Returns-Yards	0-0	0-0
Punt Returns-Yards	4-16	3-39
Kickoff Returns-Yards	3-85	5-85
Interception Returns-Yards	1-0	1-0
Punts (Number-Avg)	8-40.9	6-49.2
Fumbles-Lost	1-0	4-3
Penalties-Yards	13-113	7-72
Possession Time	32:29	26:33
Third-Down Conversions	8 of 18	5 of 17
Fourth-Down Conversions	0 of 0	1 of 1
Red-Zone Scores-Chances	4-4	4-5
Sacks By: Number-Yards	3-22	2-21

INDIVIDUAL STATISTICS

RUSHING: Oklahoma-Murray, Demarco 28-67; Madu, Mossis 8-28; Franks, Trey 2-12; team 2-minus 5; Jones, Landry 3-minus 20. Cincinnati-PEAD, Isaiah 21-169; GOEBEL, John 1-4; WOODS, DJ 1-0; COLLAROS, Zach 9-minus 17.

PASSING: Oklahoma-Jones, Landry 36-51-1-37. Cincinnati- COLLAROS, Zach 23-38-1-305.

RECEIVING: Oklahoma-Broyles, Ryan 10-100; Murray, Demarco 7-21; Stills, Kenny 4-72; Miller, Dejuan 3-66; Millard, Trey 3-30; Madu, Mossis 3-17; Ratterree, T. 2-31; Franks, Trey 2-24; Kenney, Cameron 2-9. Cincinnati WOODS, DJ 7-171; MCCLUNG, A. 4-58; PEAD, Isaiah 4-9; BINNS, Armon 3-26; ROBINSON, A. 2-19; BARNETT, Marcus 2-18; GOEBEL, John 1-4.



GAME-BY-GAME RECAPS

GAME 5 • OCT. 9, 2010 • NIPPERT STADIUM • CINCINNATI, OHIO • ATT.: 33,909



Miami (OH)

3

Cincinnati

45

CINCINNATI - The two-time defending BIG EAST champions got their swagger back just in time.

Zach Collaros threw three touchdown passes - two of them long strikes to Armon Binns - and Isaiah Pead had a pair of long runs during Cincinnati's big first half, sending the Bearcats to a 45-3 victory over local rival Miami (OH).

The Bearcats (2-3) were determined to build on their momentum from a close loss to No. 6 Oklahoma. A quick-strike offense sent Cincinnati into conference play with plenty of momentum.

Collaros threw a 48-yard touchdown pass to Binns down the left sideline on the game's second play, setting the tone. He also threw a 32-yarder to Binns down the other sideline as Cincinnati pulled ahead 45-3 in the first half. Collaros finished 14 of 17 for 216 yards, leaving midway through the third quarter.

The Bearcats' balance was their best asset.

Pead broke a career-best 80-yard touchdown run and a 69-yard run that set up another score, carrying 10 times for 197 yards. Pead, who missed most of two games because of a knee injury, returned against Oklahoma and ran for 169 yards.

Miami (3-3) lost to its southwest Ohio rival for the fifth year in a row. The RedHawks gave up 28 points in the first quarter, its worst quarter since 2002.

Pead had two scintillating runs. On his 80-yard score, he found a hole and made two full-speed cuts before outrunning Miami's defensive backfield. On his 69-yard run, he made two cutbacks and pushed one defender out of his way to keep going.

SCORE BY QUARTERS

	1	2	3	4	F
Miami (OH)	0	3	0	0	- 3
Cincinnati	28	17	0	0	- 45

SCORING SUMMARY

QTR	TIME	TEAM	SCORING PLAY	DRIVE; TIME
1st	14:35	CIN	Binns 48 yd pass from Collaros (Rogers kick)	2-63; 0:25
	08:20	CIN	Woods 18 yd run (Rogers kick)	3-34; 0:33
	04:40	CIN	Binns 32 yd pass from Collaros (Rogers kick)	6-70; 1:41
	02:34	CIN	Pead 80 yd run (Rogers kick)	1-80; 0:13
2nd	13:40	MIAMI	Cook 48 yd field goal	12-49; 3:54
	10:35	CIN	Rogers 24 yd field goal	9-53; 2:57
	06:56	CIN	Goebel 2 yd run (Rogers kick)	3-67; 1:04
	00:16	CIN	Guidugli 6 yd pass from Collaros (Rogers kick)	10-86; 3:57

TEAM STATISTICS

	MIAMI	UC
FIRST DOWNS	17	29
RUSHES-YARDS (NET)	25-42	46-384
PASSING YDS (NET)	227	225
Passes Att-Comp-Int	42-28-0	21-15-0
TOTAL OFF. PLAYS-YARDS	67-269	67-609
Fumble Returns-Yards	0-0	0-0
Punt Returns-Yards	1-10	2-19
Kickoff Returns-Yards	3-50	2-73
Interception Returns-Yards	0-0	0-0
Punts (Number-Avg)	8-39.6	3-44.0
Fumbles-Lost	0-0	0-0
Penalties-Yards	6-57	9-85
Possession Time	31:53	28:01
Third-Down Conversions	3 of 14	5 of 10
Fourth-Down Conversions	0 of 1	0 of 1
Red-Zone Scores-Chances	0-0	4-5
Sacks By: Number-Yards	1-9	2-10

INDIVIDUAL STATISTICS

RUSHING: Miami (OH)-WOODS, Tracy 5-22; MERRIWEATHER, T 8-20; DYSERT, Zac 8-6; GREEN, Danny 2-5; TEAM 1-minus 2; PARTRIDGE, R. 1-minus 9.

Cincinnati-PEAD, Isaiah 10-197; WINN, George 19-81; GOEBEL, John 10-68; ANDERSON, Chazz 3-18; WOODS, DJ 1-18; FEARING, Adam 2-6; COLLAROS, Zach 1-minus 4.

PASSING: Miami (OH)-DYSERT, Zac 22-35-0-165; BOUCHER, Austin 6-7-0-62. Cincinnati-COLLAROS, Zach 14-17-0-216; ANDERSON, Chazz 1-4-0-9.

RECEIVING: Miami (OH)-ROBINSON, A. 9-87; HARWELL, Nick 6-62; MERRIWEATHER, T 3-6; CRUSE, Andy 2-20; SWIFT, Lucas 2-13; GREEN, Danny 2-13; WOODS, Tracy 2-10; ROGERS, Jamal 1-9; WHITE, Dustin 1-7. Cincinnati-BINNS, Armon 5-115; WOODS, DJ 5-54; GUIDUGLI, Ben 4-47; WOODARD, Orion 1-9.

GAME 6 • OCT. 15, 2010 • PAPA JOHN'S CARDINAL STADIUM • LOUISVILLE, KY. • ATT.: 55,106



Cincinnati

35

Louisville

27

LOUISVILLE (AP) - Zach Collaros threw a career-high five touchdown passes--three to Armon Binns--and Cincinnati overcame the loss of another receiver, beating Louisville 35-27 in its BIG EAST opener.

The two-time defending champs lost receiver D.J. Woods to a concussion after his second touchdown catch in the third quarter. Cincinnati (3-3) already was short-handed at receiver with Vidal Hazelton's season-ending knee injury.

Binns' 62-yard touchdown in the fourth quarter decided a game of try-to-top-this plays. He also scored on catches of 47 and 10 yards in the best game of his career. Collaros was 18 of 28 for 275 yards with a pair of interceptions.

Bilal Powell ran for a career-high 209 yards and two touchdowns, keeping Louisville (3-3) in the game. He had an electrifying 85-yard touchdown run that helped the Cardinals take a 24-21 lead into halftime.

Out of timeouts, Louisville went for it on fourth-and-goal from the 12 with 4:20 left. Adam Froman's pass was broken up by Camerron Cheatham and Cincinnati ran out the clock.

The Ohio River rivalry - a keg of nails goes to the winner - got off to a raucous start and never slowed down.

Collaros rolled right and saw Woods running several yards beyond the coverage for a 47-yard touchdown on Cincinnati's first play. In the end zone, Woods got a 15-yard penalty for going face-to-face and talking trash at safety Shenard Holton - just the start of a lot of jawing and shoving throughout.

Nothing tricky about Cincinnati's passing game. Receivers ran past defenders for their big plays.

Collaros' 14-yard touchdown pass to Woods put Cincinnati ahead 28-24. Woods' head slammed on the ground after a hard hit in the end zone, his helmet rolling off, and he was slow getting up.

Binns made the final big play, beating cornerback Bobby Burns for his 62-yard catch.

SCORE BY QUARTERS

	1	2	3	4	F
Cincinnati	14	7	7	7	- 35
Louisville	14	10	0	3	- 27

SCORING SUMMARY

QTR	TIME	TEAM	SCORING PLAY	DRIVE; TIME
1st	12:42	CIN	Woods 47 yd pass from Collaros (Rogers kick)	1-52; 0:27
	06:12	LOU	Chichester 11 yd pass from Froman (Philpott kick)	5-24; 2:34
	02:25	CIN	Binns 10 yd pass from Collaros (Rogers kick)	9-70; 3:47
	01:20	LOU	Powell 85 yd run (Philpott kick)	2-86; 1:05
2nd	12:54	LOU	Philpott 26 yd field goal	7-44; 2:47
	05:33	LOU	Powell 9 yd run (Philpott kick)	12-69; 6:17
	03:46	CIN	Binns 31 yd pass from Collaros (Rogers kick)	5-81; 1:47
3rd	02:51	CIN	Woods 14 yd pass from Collaros (Rogers kick)	14-77; 6:13
4th	11:27	LOU	Philpott 37 yd field goal	8-36; 3:28
	09:14	CIN	Binns 62 yd pass from Collaros (Rogers kick)	5-74; 2:13

TEAM STATISTICS

	CIN	LOU
FIRST DOWNS	22	19
RUSHES-YARDS (NET)	33-178	34-228
PASSING YDS (NET)	275	206
Passes Att-Comp-Int	28-18-2	28-19-0
TOTAL OFF. PLAYS-YARDS	61-453	62-434
Fumble Returns-Yards	0-0	0-0
Punt Returns-Yards	0-0	1--2
Kickoff Returns-Yards	6-98	6-141
Interception Returns-Yards	0-0	2-3
Punts (Number-Avg)	2-44.5	3-33.3
Fumbles-Lost	1-1	0-0
Penalties-Yards	5-51	8-73
Possession Time	26:26	33:34
Third-Down Conversions	6 of 9	5 of 13
Fourth-Down Conversions	0 of 0	0 of 1
Red-Zone Scores-Chances	2-2	4-5
Sacks By: Number-Yards	2-10	0-0

INDIVIDUAL STATISTICS

RUSHING: Cincinnati-PEAD, Isaiah 21-145; COLLAROS, Zach 7-32; GOEBEL, John 2-6; WOODS, DJ 1-minus 1; TEAM 2-minus 4. Louisville-POWELL, Bilal 24-209; BELLAMY, Josh 1-12; DONNELL, Blayne 3-11; BROWN, D. 1-minus 1; FROMAN, Adam 5-minus 3.

PASSING: Cincinnati-COLLAROS, Zach 18-28-2-275. Louisville-FROMAN, Adam 18-27-0-179; BEAUMONT, Doug 1-1-0-27.

RECEIVING: Cincinnati-BINNS, Armon 8-175; GUIDUGLI, Ben 4-26; WOODS, DJ 2-61; PEAD, Isaiah 2-0; BARNETT, Marcus 1-8; MCCLUNG, A. 1-5. Louisville-GRAHAM, Cameron 5-38; SMITH, Andrell 3-59; NORD, Nate 2-29; CHICHESTER, J. 2-14; POWELL, Bilal 2-13; BELLAMY, Josh 2-10; FROMAN, Adam 1-27; BEAUMONT, Doug 1-11; DONNELL, Blayne 1-5.



GAME-BY-GAME RECAPS

GAME 7 • OCT. 22, 2010 • NIPPERT STADIUM • CINCINNATI, OHIO • ATT.: 32,670

GAME 8 • OCT. 30, 2010 • NIPPERT STADIUM • CINCINNATI, OHIO • ATT.: 32,072

	USF	38		Syracuse	31
	Cincinnati	30		Cincinnati	7

CINCINNATI - Zach Collaros threw three touchdown passes, going 30 of 53--both career highs--for 463 yards but it was not enough as a late rally came up short and UC fell 38-30 to USF.

B.J. Daniels got the Bulls going by completing one long pass after another against Cincinnati's defense. The Bearcats (3-4, 1-1) have the youngest defense in the BCS, starting eight sophomores.

Daniels' 64-yard completion to Dontavia Bogan set up a third-quarter touchdown, and his 70-yard pass to Faron Hornes put the Bulls up 31-16 late in the third quarter. Daniels finished 13 of 16 for 286 yards without an interception.

The Bearcats had won 13 straight Big East games, tied for third-longest streak in league history. They hadn't lost at Nippert Stadium since 2008.

The Bearcats put themselves in position for one final shot to pull it out.

Collaros took a hard hit and was on the sideline with a leg injury for Cincinnati's final drive, which ended with Chazz Anderson's incompletion from the Bulls 15-yard line with 7 seconds remaining.

The Bearcats self-destructed with dropped throws and 12 penalties for 115 yards.

Cincinnati's inexperienced defense--eight sophomore starters, no seniors-- had only two interceptions all season and was looking for a breakout game against Daniels. Sophomore safety Drew Frey stepped in front of a receiver on Daniels' first pass, but lost the ball as he hit the ground.

South Florida's defense made a pivotal stop, stopping Collaros on a fourth-and-1 from the Bulls 30-yard line late in the third quarter.

Collaros' 15-yard touchdown pass to Armon Binns cut it to 38-30 with 5:35 left, but the quarterback was hit hard and went to be evaluated for a leg injury. The Bearcats got the ball back at their 29-yard line with 3:25 remaining and drove to the 15, where Anderson threw one away while getting sacked on fourth down.

SCORE BY QUARTERS

	1	2	3	4	F
USF	0	17	14	7	- 38
Cincinnati	3	10	3	14	- 30

SCORING SUMMARY

QTR	TIME	TEAM	SCORING PLAY	DRIVE; TIME
1st	05:27	CIN	Rogers 26 yd field goal	7-31 3:42
2nd	14:17	USF	Daniels 3 yd run (Bonani kick)	13-86 6:04
	12:46	USF	Landi 31 yd pass from Daniels (Bonani kick)	1-31 0:07
	09:40	CIN	Binns 20 yd pass from Collaros (Rogers kick)	10-80 3:06
	02:47	USF	Bonani 33 yd field goal	12-49 6:41
	00:36	CIN	Rogers 21 yd field goal	9-72 2:05
3rd	08:13	CIN	Rogers 44 yd field goal	7-35 1:19
	06:50	USF	Murray 2 yd run (Bonani kick)	3-60 1:21
	01:26	USF	Hornes 70 yd pass from Daniels (Bonani kick)	1-70 0:12
4th	13:45	CIN	Barnett 32 yd pass from Collaros (Rogers kick)	8-80 2:41
	09:32	USF	Daniels 1 yd run (Bonani kick)	8-58 4:06
	05:35	CIN	Binns 15 yd pass from Collaros (Rogers kick)	11-80 3:57

TEAM STATISTICS

	USF	UC
FIRST DOWNS	13	29
RUSHES-YARDS (NET)	36-92	29-78
PASSING YDS (NET)	286	512
Passes Att-Comp-Int	16-13-0	61-34-1
TOTAL OFF. PLAYS-YARDS	52-378	90-590
Fumble Returns-Yards	0-0	0-0
Punt Returns-Yards	1-12	1-5
Kickoff Returns-Yards	7-123	4-95
Interception Returns-Yards	1-13	0-0
Punts (Number-Avg)	4-41.5	2-38.0
Fumbles-Lost	2-0	1-0
Penalties-Yards	3-40	12-115
Possession Time	26:39	33:21
Third-Down Conversions	7 of 12	9 of 19
Fourth-Down Conversions	0 of 0	2 of 4
Red-Zone Scores-Chances	4-4	4-6
Sacks By: Number-Yards	4-36	0-0

INDIVIDUAL STATISTICS

RUSHING: USF-DANIELS, BJ 9-35; BOGAN, Dontavia 1-18; HORNES, Faron 2-14; MURRAY, Demetri 13-12; PLANCHER, Moise 4-11; LAMAR, Lindsey 1-6; KELLY, Richard 3-4; TEAM 2-minus 2; MITCHELL, Terre 1-minus 6. Cincinnati-PEAD, Isaiah 15-48; COLLAROS, Zach 10-27; GOEBEL, John 1-7; ANDERSON, Chazz 3-minus 4.

PASSING: USF-DANIELS, BJ 13-16-0-286. Cincinnati COLLAROS, Zach 30-53-1-463; ANDERSON, Chazz 4-8-0-49.

RECEIVING: USF-LAMAR, Lindsey 4-35; BOGAN, Dontavia 3-85; HORNES, Faron 2-75; LANDI, Evan 2-38; MURRAY, Demetri 1-39; GIDREY, Kevin 1-14. Cincinnati-BINNS, Armon 12-158; BARNETT, Marcus 9-174; WOODS, DJ 9-137; PEAD, Isaiah 2-27; GUIDUGLI, Ben 2-16.

SCORE BY QUARTERS

	1	2	3	4	F
Syracuse	0	17	7	7	- 31
Cincinnati	0	7	0	0	- 7

SCORING SUMMARY

QTR	TIME	TEAM	SCORING PLAY	DRIVE; TIME
2nd	12:56	SYR	Chew 3 yd pass from Nassib (Krautman kick)	14-80; 6:33
	10:05	SYR	Bartholomew 0 yd fumble recovery (Krautman kick)	5-19; 2:40
	07:53	SYR	Krautman 26 yd field goal	5-10; 1:54
	04:52	CIN	Woods 33 yd pass from Anderson (Rogers kick)	8-62; 2:53
3rd	07:15	SYR	Bailey 5 yd pass from Nassib (Krautman kick)	4-37; 2:12
4th	07:31	SYR	Bailey Antwon 1 yd run (Krautman kick)	10-42; 4:54

TEAM STATISTICS

	CIN	LOU
FIRST DOWNS	16	15
RUSHES-YARDS (NET)	44-137	29-109
PASSING YDS (NET)	125	168
Passes Att-Comp-Int	26-16-1	39-21-1
TOTAL OFF. PLAYS-YARDS	70-262	68-277
Fumble Returns-Yards	1-21	0-0
Punt Returns-Yards	1-15	1-20
Kickoff Returns-Yards	1-16	6-154
Interception Returns-Yards	1-60	1-9
Punts (Number-Avg)	4-41.8	5-42.8
Fumbles-Lost	2-1	2-2
Penalties-Yards	5-44	5-50
Possession Time	35:20	24:40
Third-Down Conversions	7 of 15	11 of 18
Fourth-Down Conversions	1 of 1	0 of 2
Red-Zone Scores-Chances	5-5	0-2
Sacks By: Number-Yards	1-7	4-29

INDIVIDUAL STATISTICS

RUSHING: Syracuse-CARTER, Delone 19-109; BAILEY, Antwon 14-44; HARRIS, Adam 3-7; NIEVES, Robert 2-4; LEMON, Alec 1-minus 2; NASSIB, Ryan 5-minus 25; BARTHOLOMEW, R. 0-0. Cincinnati-ANDERSON, Chazz 13-66; PEAD, Isaiah 11-23; KAY, Brendon 2-14; GOEBEL, John 2-4; WOODS, DJ 1-2.

PASSING: Syracuse-NASSIB, Ryan 16-26-1-125. Cincinnati-ANDERSON, Chazz 18-33-1-148; KAY, Brendon 3-6-0-20.

RECEIVING: Syracuse-PROVO, Nick 4-40; BAILEY, Antwon 4-24; CRUZ, Jose 3-20; LEMON, Alec 2-27; CARTER, Delone 2-11; CHEW, Van 1-3. Cincinnati-WOODS, DJ 5-56; BARNETT, Marcus 4-28; PEAD, Isaiah 4-28; BINNS, Armon 3-28; GOEBEL, John 2-6; WOODARD, Orion 1-9; ROBINSON, A. 1-7; WINN, George 1-6.

**GAME-BY-GAME RECAPS**

GAME 9 • NOV. 13, 2010 • MILAN PUSKAR STADIUM • MORGANTOWN, W.VA. • ATT.: 56,593

**Cincinnati****10****West Virginia****37**

MORGANTOWN, W.Va.- BIG EAST Conference passing leader Zach Collaros returned after missing a game due to a knee injury but his return was not enough to spark the University of Cincinnati as the Bearcats dropped their third-straight game, 37-10, to West Virginia at Milan Puskar Stadium.

Collaros, who suffered a knee injury against South Florida was 25-of-45 for 221 yards and two interceptions, but did not connect on a touchdown for the first time in 13 career starts.

West Virginia (6-3, 2-2 BIG EAST) broke a two-game losing skid and Geno Smith threw four first-half touchdown passes as the Mountaineers took advantage of some early Cincinnati miscues to lead 30-3 at the half. Smith finished the game 15 of 25 for 174 yards. He threw two TD passes apiece to Tavon Austin and Jock Sanders.

Cincinnati (3-6, 1-3) was snake bitten early in the game. After a defensive three-and-out on the first series, the ensuing WVU punt ended up in the Mountaineers hands after the officials ruled the ball hit Munchie Legaux, who was blocked back into returner D.J. Woods. WVU scored a few plays later and never looked back. Replays later showed the ball hit a WVU player first but the call was not reviewed.

UC has been vexed by turnovers in 2010 with 13 turnovers in the team's seven losses and only four in its three wins. The Bearcats have lost three straight games for the first time since the 2005 season. The Bearcats closed that year by dropping three consecutive games from Nov. 9 to Nov. 26. UC is 44-17 since 2006. The loss snapped UC's seven-game BIG EAST Conference road winning streak, dating back to Oct. 25, 2008, a loss at Connecticut.

JK Schaffer tied a career high with 16 tackles. He had nine solo stops, seven assists, a tackle for a loss, and forced fumble. Armon Binns finished with 10 catches for 115 yards, his fourth 100-yard receiving game of the season and the seventh for his career.

SCORE BY QUARTERS

	1	2	3	4	F
Cincinnati	0	3	7	0	- 10
WVU	14	16	7	0	- 37

SCORING SUMMARY

QTR	TIME	TEAM	SCORING PLAY	DRIVE; TIME
1st	13:52	WVU	Austin 32 yd pass from G. Smith (Bitancourt kick)	1-32; 0:07
	04:14	WVU	Austin 10 yd pass from G. Smith (Bitancourt kick)	9-51; 2:22
2nd	08:56	WVU	Sanders 48 yd pass from G. Smith (Bitancourt kick)	1-48; 0:10
	06:58	WVU	Sanders 5 yd pass from G. Smith (Bitancourt kick)	3-6; 1:04
	01:50	WVU	TEAM safety	
	00:00	CIN	Rogers 49 yd field goal	9-50; 1:18
3rd	13:19	CIN	Pead 53 yd run (Rogers kick)	4-61; 1:35
	09:43	WVU	Devine 13 yd run (Bitancourt kick)	9-80; 3:36

TEAM STATISTICS

	UC	WVU
FIRST DOWNS	15	29
RUSHES-YARDS (NET)	16-60	59-245
PASSING YDS (NET)	221	174
Passes Att-Comp-Int	45-25-2	25-15-1
TOTAL OFF. PLAYS-YARDS	61-281	84-419
Fumble Returns-Yards	0-0	0-0
Punt Returns-Yards	1--1	2-18
Kickoff Returns-Yards	6-135	2-45
Interception Returns-Yards	1--2	2-25
Punts (Number-Avg)	8-40.8	6-39.5
Fumbles-Lost	2-2	1-1
Penalties-Yards	10-96	2-20
Possession Time	23:07	36:53
Third-Down Conversions	0 of 12	7 of 16
Fourth-Down Conversions	1 of 1	1 of 2
Red-Zone Scores-Chances	0-1	3-4
Sacks By: Number-Yards	2-14	5-28

INDIVIDUAL STATISTICS

RUSHING: Cincinnati-PEAD, Isaiah 8-78; WINN, George 1-8; COLLAROS, Zach 7-minus 26. WVU-DEVINE, Noel 18-77; ALSTON, Shawne 17-75; CLARKE, Ryan 7-29; JOHNSON, Trey 5-22; AUSTIN, Tavon 2-19; SANDERS, Jock 1-15; LINDAMOOD, Matt 3-10; HOWARD, John 1-0; SMITH, Geno 5-minus 2.

PASSING: Cincinnati-COLLAROS, Zach 25-45-2-221. WVU SMITH, Geno 15-25-1-174.

RECEIVING: Cincinnati-BINNS, Armon 10-115; MCCLUNG, A. 4-28; PEAD, Isaiah 4-19; WOODS, DJ 3-32; GUIDUGLI, Ben 2-25; BARNETT, Marcus 1-3; GOEBEL, John 1-minus 1. WVU-SANDERS, Jock 6-95; STARKS, Brad 4-39; AUSTIN, Tavon 2-42; JOHNSON, Will 1-1; ALSTON, Shawne 1-minus 1; DEVINE, Noel 1-minus 2.

GAME 10 • NOV. 20, 2010 • NIPPERT STADIUM • CINCINNATI, OHIO • ATT.: 30,265

**Rutgers****38****Cincinnati****69**

CINCINNATI - Isaiah Pead scored a career-high five touchdowns - four running, one receiving - and Cincinnati's offense put together a bevy of big plays on Saturday night, beating Rutgers 69-38 in the highest-scoring game in Big East history.

The Bearcats (4-6, 2-3) piled up 41 points in the first half alone and finished tied for third-most points in school history. Pead had a career-high 213 yards on 31 carries, becoming the first Bearcat to run for 200 yards since 2004.

Zach Collaros was 23 of 39 for 366 yards, throwing for four touchdowns and running for another. The Bearcats gained 661 yards, the second-most in school history.

Pead paced Cincinnati with touchdown runs of 24, 9 and 24 yards. He also caught a 34-yard pass for Cincinnati's first score.

Collaros stood his ground against a heavy pass rush and threw a 34-yard touchdown to Pead down the right sideline on the Bearcats' first drive. Pead ran 24 yards for a touchdown on the Bearcats' next possession, putting Cincinnati ahead to stay, then pitched to receiver D.J. Woods on a reverse for a 9-yard touchdown.

No matter what type of defense Rutgers played, Cincinnati found a hole in it. Usually, a big one.

Pead's 9-yard touchdown leap - he soared over the pylon and the line judge got bowled over, signaling a touchdown from his knees - highlighted the wide-open half. It ended with another Cincinnati flourish. Collaros led the Bearcats 62 yards in only 33 seconds, hitting Woods with a 16-yard touchdown pass with 5 seconds to go.

SCORE BY QUARTERS

	1	2	3	4	F
Rutgers	10	14	7	7	- 38
Cincinnati	20	21	14	14	- 69

SCORING SUMMARY

QTR	TIME	TEAM	SCORING PLAY	DRIVE; TIME
1st	13:47	RU	Thomas 51 yd pass from Sanu (Te kick)	1-51; 0:08
	12:15	CIN	Pead 34 yd pass from Collaros (Rogers kick blocked)	4-66; 1:25
	09:06	CIN	Pead 24 yd run (Rogers kick)	5-75; 1:53
	02:51	RU	Te 28 yd field goal	12-69; 6:10
	00:23	CIN	Woods 9 yd run (Rogers kick)	6-74; 2:22
2nd	13:52	RU	Harrison 52 yd pass from Dodd (Te kick)	4-65; 1:25
	07:56	CIN	Collaros 2 yd run (Rogers kick)	9-94; 3:55
	03:00	CIN	Pead 9 yd run (Rogers kick)	7-73; 2:42
	00:43	RU	Harrison 5 yd pass from Dodd (Te kick)	11-74; 2:12
	00:05	CIN	Woods 16 yd pass from Collaros (Rogers kick)	6-62; 0:33
3rd	14:45	RU	Harrison 66 yd pass from Dodd (Te kick)	1-66; 0:08
	11:14	CIN	Pead 24 yd run (Rogers kick)	7-65; 3:26
	03:35	CIN	Guidugli 10 yd pass from Collaros (Rogers kick)	12-77; 3:29
4th	13:37	RU	Harrison 36 yd pass from Dodd (Te kick)	2-44; 0:36
	12:59	CIN	PEAD, Isaiah 26 yd run (ROGERS, Jacob kick)	2-37; 0:29
	05:17	CIN	McClung 4 yd pass from Collaros (Rogers kick)	5-24; 2:49

TEAM STATISTICS

	RU	UC
FIRST DOWNS	16	31
RUSHES-YARDS (NET)	27--9	46-295
PASSING YDS (NET)	400	366
Passes Att-Comp-Int	33-21-2	40-23-1
TOTAL OFF. PLAYS-YARDS	60-391	86-661
Fumble Returns-Yards	0-0	0-0
Punt Returns-Yards	2--3	4-22
Kickoff Returns-Yards	11-226	7-154
Interception Returns-Yards	1-13	2-15
Punts (Number-Avg)	7-47.7	4-33.5
Fumbles-Lost	2-0	0-0
Penalties-Yards	5-45	8-65
Possession Time	26:09	33:51
Third-Down Conversions	5 of 13	10 of 16
Fourth-Down Conversions	0 of 0	1 of 1
Red-Zone Scores-Chances	2-2	6-6
Sacks By: Number-Yards	2-11	7-40

INDIVIDUAL STATISTICS

RUSHING: Rutgers-DEERING, Jeremy 7-13; THOMAS, Jordan 5-11; WILLIAMS, De'An 2-3; MARTINEK, Joe 2-minus 1; TEAM 1-minus 2; DODD, Chas 10-minus 33. Cincinnati-PEAD, Isaiah 31-213; WOODS, DJ 4-50; COLLAROS, Zach 7-17; WINN, George 3-16; GOEBEL, John 1-minus 1.

PASSING: Rutgers-DODD, Chas 19-29-2-335; SANU, Mohamed 2-3-0-65; JEFFERSON, D.C. 0-1-0-0. Cincinnati-COLLAROS, Zach 23-39-1-366; TEAM 0-1-0-0.

RECEIVING: Rutgers-HARRISON, Mark 10-240; STROUD, Keith 6-63; THOMAS, Jordan 2-59; DEERING, Jeremy 1-25; YOUNG, Kordell 1-8; TARTACOFF, J.T. 1-5. Cincinnati-BINNS, Armon 6-139; WOODS, DJ 6-97; MCCLUNG, A. 4-36; ROBINSON, A. 3-39; PEAD, Isaiah 2-36; GUIDUGLI, Ben 2-19.



GAME-BY-GAME RECAPS

GAME 11 • NOV. 27, 2010 • RENTSCHLER FIELD • EAST HARTFORD, CONN. • ATT.: 40,000			GAME 12 • DEC. 4, 2010 • NIPPERT STADIUM • CINCINNATI, OHIO • ATT.: 27,496		
	Cincinnati	17		Pittsburgh	28
	Connecticut	38		Cincinnati	10

EAST HARTFORD, Conn. - Zach Collaros threw for a touchdown and ran for another Saturday, but it was not enough as Cincinnati dropped a 38-17 decision to Connecticut at Rentschler Field.

Collaros threw for 288 yards and ran for 84 yards in the loss for the Bearcats (4-7, 2-4 BIG EAST), but also had four interceptions.

Connecticut's Jordan Todman ran for 175 yards and three touchdowns. UConn capped a 14-point swing just before halftime as defensive lineman Kendall Reyes had a key interception deep in Husky territory just before halftime, setting up a 1-yard Todman touchdown run that made it 24-10 UConn.

The Bearcats pulled within one score in the game's closing minutes but could not overcome its five turnovers on the day. Todman, who carried the ball 31 times, scored twice more in the fourth quarter to put the game away. Collaros engineered an 8 play 88 yard touchdown drive to make it 24-17. He was helped by three pass interference penalties on UConn's Dwayne Gratz.

Armon Binns caught nine balls for 107 yards and a touchdown for the Bearcats. He became the eighth UC receiver all time to eclipse the 1,000-yard mark in a single season.

A week after putting up 69 points and 661 yards on Rutgers, Cincinnati had 399 yards in this one, but just 111 on the ground.

UConn quarterback Zach Frazer was 11-of-24 for 121 yards, with a touchdown and one interception.

Late in the second quarter, with the Huskies up 17-10, Cincinnati drove to the UConn 6-yard line. But Reyes batted a Collaros pass and grabbed it out of the air. His 84-yard return was called back to the Cincinnati 15 on a blocking penalty.

Collaros scrambled out of trouble and found Binns on a 15-yard touchdown pass that cut UConn's lead to 14-10 midway through the second quarter.

CINCINNATI - A steady snow buried the yard lines and the University of Cincinnati football team struggled to get its offense going, dropping a 28-10 matchup to Pittsburgh in the Bearcats season finale.

Pitt's Dion Lewis ran for a career-high 261 yards and four touchdowns, clinching at least a share of the BIG EAST Conference title for the Panthers.

The sophomore had his second huge game against Cincinnati (4-8, 2-5), carrying 42 times. He scored three times in the first half - matching his previous career high - for a 21-10 lead that stood up in the blustery conditions.

Cincinnati had a fumble and an interception - a season-long problem for the turnover-prone Bearcats - that led to Lewis' first two touchdowns. Zach Collaros was hit as he threw and the ball floated to linebacker Max Gruder at the Pitt 15, ending Cincinnati's best threat and giving Pitt a chance to get the ball to Lewis again.

Pitt had three chances to put it away in the second half, but let them slip away. Mike Shanahan let a pass go through his hands for an interception at the Cincinnati 2-yard line, Dan Hutchins hit the left upright on a 38-yard field goal try, and Lewis fumbled at the Cincinnati 7-yard line with 5:48 left.

Pitt's defense wouldn't let Cincinnati take advantage. The Bearcats' pass-oriented offense struggled in the snow. Collaros was 12 of 24 for 109 yards with three interceptions, giving him seven in the last two games.

Finally, Lewis ran 21 yards up the middle for his fourth touchdown with 3:15 left, essentially closing it out.

SCORE BY QUARTERS	1	2	3	4	F
Cincinnati	3	7	0	7	- 17
Connecticut	7	17	0	14	- 38

SCORING SUMMARY				
QTR	TIME	TEAM	SCORING PLAY	DRIVE; TIME
1st	09:05	UCONN	Sherman 16 yd pass from Frazer (Teggart kick)	6-77; 2:49
	05:55	CIN	Rogers 32 yd field goal	11-32; 3:10
2nd	13:35	UCONN	Frey 6 yd run (Teggart kick)	9-48; 4:21
	09:52	CIN	Binns 15 yd pass from Collaros (Rogers kick)	11-78; 3:43
	05:13	UCONN	Teggart 24 yd field goal	12-50; 4:39
	00:04	UCONN	Todman 1 yd run (Teggart kick)	5-15; 1:00
4th	08:41	CIN	Collaros 3 yd run (Rogers kick)	8-88; 2:28
	06:16	UCONN	Todman 1 yd run (Teggart kick)	5-36; 2:25
	03:49	UCONN	Todman 9 yd run (Teggart kick)	3-7; 1:29

SCORE BY QUARTERS	1	2	3	4	F
Pittsburgh	7	14	0	7	- 28
Cincinnati	0	10	0	0	- 10

SCORING SUMMARY				
QTR	TIME	TEAM	SCORING PLAY	DRIVE; TIME
1st	03:07	PITT	Lewis 2 yd run (Hutchins kick)	10-73; 5:28
2nd	14:48	PITT	Lewis 76 yd run (Hutchins kick)	3-85; 0:58
	11:41	CIN	McClung 3 yd pass from Collaros (Rogers kick)	7-60; 3:07
	05:18	PITT	Lewis 7 yd run (Hutchins kick)	12-68; 6:16
	00:29	CIN	Rogers 33 yd field goal	14-61; 4:41
4th	03:15	PITT	Lewis 21 yd run (Hutchins kick)	5-37; 1:31

TEAM STATISTICS	UC	UConn	INDIVIDUAL STATISTICS
FIRST DOWNS	26	22	RUSHING: Cincinnati-COLLAROS, Zach 15-84; PEAD, Isaiah 11-23; GOEBEL, John 1-4. Connecticut-TODMAN, Jordan 31-175; FREY, Robbie 15-48; FRAZER, Zach 4-16; TEAM 2-minus 3.
RUSHES-YARDS (NET)	27-111	52-236	
PASSING YDS (NET)	288	121	
Passes Att-Comp-Int	50-26-4	24-11-1	
TOTAL OFF. PLAYS-YARDS	77-399	76-357	
Fumble Returns-Yards	0-0	0-0	PASSING: Cincinnati-COLLAROS, Zach 26-50-4-288. Connecticut-FRAZER, Zach 11-24-1-121.
Punt Returns-Yards	3-17	1-12	
Kickoff Returns-Yards	6-101	3-91	
Interception Returns-Yards	1-0	4-149	RECEIVING: Cincinnati-BINNS, Armon 9-107; MCCLUNG, A. 5-46; GUIDUGLI, Ben 5-40; BARNETT, Marcus 3-41; PEAD, Isaiah 2-36; WOODS, DJ 2-18. Connecticut-SMITH, Michael 3-38; GRIFFIN, Ryan 2-16; DIFTON, Dwayne 1-21; SHERMAN, Anth. 1-16; MOORE, Isiah 1-13; FREY, Robbie 1-11; MOORE, Kashif 1-4; TODMAN, Jordan 1-2.
Punts (Number-Avg)	2-43.0	5-31.0	
Fumbles-Lost	1-1	0-0	
Penalties-Yards	5-39	9-94	
Possession Time	26:19	33:41	
Third-Down Conversions	7 of 14	9 of 16	
Fourth-Down Conversions	1 of 2	1 of 1	
Red-Zone Scores-Chances	3-4	6-6	
Sacks By: Number-Yards	2-12	1-8	

TEAM STATISTICS	PITT	UC	INDIVIDUAL STATISTICS
FIRST DOWNS	21	19	RUSHING: Pittsburgh-LEWIS, Dion 42-261; GRAHAM, Ray 1-7; BURNS, Chris 3-5; TEAM 1-minus 1. Cincinnati-PEAD, Isaiah 19-97; COLLAROS, Zach 14-47; WOODS, DJ 1-10; GOEBEL, John 2-2.
RUSHES-YARDS (NET)	47-272	36-156	
PASSING YDS (NET)	158	109	
Passes Att-Comp-Int	23-14-1	24-12-3	
TOTAL OFF. PLAYS-YARDS	70-430	60-265	
Fumble Returns-Yards	0-0	0-0	PASSING: Pittsburgh-SUNSERI, Tino 14-23-1-158. Cincinnati-COLLAROS, Zach 12-24-3-109.
Punt Returns-Yards	1-0	1-0	
Kickoff Returns-Yards	3-69	4-64	
Interception Returns-Yards	3-31	1-1	RECEIVING: Pittsburgh-BALDWIN, Jon 5-57; HYNOSKI, Henry 3-20; SHANAHAN, Mike 2-21; LEWIS, Dion 2-14; CRUZ, Mike 1-25; STREET, Devin 1-21. Cincinnati-MCCLUNG, A. 4-44; BINNS, Armon 3-29; PEAD, Isaiah 2-7; LEGAUX, Munchie 1-18; WOODS, DJ 1-8; GUIDUGLI, Ben 1-3.
Punts (Number-Avg)	2-44.0	4-39.0	
Fumbles-Lost	1-1	2-1	
Penalties-Yards	7-72	4-43	
Possession Time	35:30	24:30	
Third-Down Conversions	9 of 16	7 of 12	
Fourth-Down Conversions	1 of 1	0 of 0	
Red-Zone Scores-Chances	2-5	2-3	
Sacks By: Number-Yards	1-3	0-0	



THE LAST TIME

SCORING:

A kickoff was returned for a touchdown:

UC: Mardy Gilyard, at Pittsburgh, 12/5/09, 99 yards
 OPP: Mike Jenkins, USF, 11/3/07, 100 yards

A punt was returned for a touchdown:

UC: Mardy Gilyard, vs. SEMO, 9/12/09, 53 yards
 Antwuan Giddens at USF, 11/3/07, 0 yards (block)
 OPP: Robert McClain, Connecticut, 11/7/09, 87 yards
 Tiger Jones, Louisville, 11/27/04, 0 yards (block)

An interception was returned for a touchdown:

UC: Brandon Underwood, at Hawai'i, 12/06/08, 20 yards
 OPP: Robert McClain, UConn, 10/25/08, 28 yards

Two interceptions were returned for touchdowns:

UC: Shawn Ferguson at Memphis, 10/17/98, 83 & 40 yds
 OPP: C. Chenault and D. Johnson, Kentucky, 9/27/86

A fumble was recovered/returned for a touchdown:

UC: Angelo Craig, at Syracuse, 11/24/07 (16 yards)
 OPP: Ryan Bartholomew, Syracuse, 10/30/10 (0 yards)

A safety was recorded:

UC: vs. Indiana State, 9/11/10, sack in the end zone
 OPP: by West Virginia, 11/13/10, sack in the end zone

A two-point conversion was made:

UC: at Pittsburgh (Gilyard pass from Pike), 12/5/09
 OPP: by Connecticut (Easley pass from Todman), 11/7/09

A defensive two-point conversion was made:

UC: Daven Holly vs. Miami (OH), 9/11/04
 OPP: David Williams, Houston, 11/14/98

An individual scored three touchdowns in a game:

UC: Isaiah Pead (4 rushing, 1 receiving), vs. Rutgers, 11/20/10
 OPP: Dion Lewis, Pittsburgh (4 rushing), 12/4/10

LONG PLAYS:

A run went for 50 yards or more:

UC: 53 by Isaiah Pead, at West Virginia, 11/13/10
 OPP: 76 by Dion Lewis, Pittsburgh, 12/4/10

A pass was completed for 50 yards or more:

UC: 69 yards from Collaros to Binns, vs. USF, 10/22/10
 OPP: 70 yards from Daniels to Hornes, USF, 10/22/10

A pass was completed for 75 yards or more:

UC: 81, Collaros to Binns, at Syracuse, 10/31/09
 OPP: 78 yards from Robinson to T. Smith, Syracuse, 11/24/07

RUSHING:

An individual rushed for 100 +yards in a game:

UC: 222 by Isaiah Pead, vs. Rutgers, 11/20/10
 OPP: 261 by Dion Lewis, Pittsburgh, 12/4/10

An individual rushed for 200 +yards in a game:

UC: 222 by Isaiah Pead, vs. Rutgers, 11/20/10
 OPP: 261 by Dion Lewis, Pittsburgh, 12/4/10

An individual rushed 30 times in a game:

UC: 31 carries by Isaiah Pead, vs. Rutgers, 11/20/10
 OPP: 42 carries by Dion Lewis, Pittsburgh, 12/4/10

An individual rushed 40 times in a game:

UC: 41 carries by DeMarco McCleskey vs. E. Carolina, 11/5/98
 OPP: 42 carries by Dion Lewis, Pittsburgh, 12/4/10

Two teammates rushed for 100+ yards in a game:

UC: Eddington (138 yds.) & R. Hall (117) vs. ECU, 9/1/03
 OPP: White (155) & Slaton (103), West Virginia, 11/17/07

PASSING:

An individual passed for 300 +yards in a game:

UC: 366 by Zach Collaros, vs. Rutgers, 11/20/10
 OPP: 370 yards by Landry Jones, Oklahoma, 9/25/10

An individual passed for 400+ yards in a game:

UC: 463 by Zach Collaros, vs. USF, 10/22/10
 OPP: 419 yards by Andrew Robinson, Syracuse, 11/24/07

An individual completed 30+ passes in a game:

UC: 30 by Zach Collaros, vs. USF, 10/22/10
 OPP: 36 by Landry Jones, Oklahoma, 9/25/10

An individual attempted 40 passes in a game:

UC: 50 by Zach Collaros, at Connecticut, 11/27/10
 OPP: 51 by Landry Jones, Oklahoma, 9/25/10

An individual attempted 50 passes in a game:

UC: 50 by Zach Collaros, at Connecticut, 11/27/10
 OPP: 51 by Landry Jones, Oklahoma, 9/25/10

An individual threw three touchdown passes:

UC: 4 by Zach Collaros, vs. Rutgers, 11/20/10
 OPP: 4 by Geno Smith, West Virginia, 11/13/10

An individual threw four touchdown passes:

UC: 4 by Zach Collaros, vs. Rutgers, 11/20/10
 OPP: 4 by Geno Smith, West Virginia, 11/13/10

An individual threw five touchdown passes:

UC: 5 by Zach Collaros, at Louisville, 10/15/10
 OPP: 5 by Jason McKinley, Houston, 11/14/98

An individual threw four interceptions in a game:

UC: 4 by Zach Collaros, at Connecticut, 11/27/10
 OPP: 4 by Matt Grothe, USF, 11/3/07

RECEIVING:

An individual caught 10 or more passes in a game:

UC: 10 by Armon Binns, at West Virginia, 11/13/10
 OPP: 10 by Ryan Broyles, Oklahoma, 9/25/10

An individual had 100 yards receiving in a game:

UC: 107 by Armon Binns, at Connecticut, 11/27/10
 OPP: 100 by Ryan Broyles, Oklahoma, 9/25/10

An individual had 200 yards receiving in a game:

UC: 210 by Marcus Barnett vs. West Virginia, 11/17/07
 OPP: 226 by Howard Twilley, Tulsa, 10/23/65

Two teammates had 100 yards receiving in a game:

UC: Barnett (174), Binns (158), and Woods (137), vs. USF 10/22/10
 OPP: Mike Williams and Taj Smith, Syracuse, 11/24/07

Three teammates had 100 yards receiving in a game:

UC: Barnett (174), Binns (158), and Woods (137), vs. USF 10/22/10
 OPP: n/a

TOTAL OFFENSE:

An individual had 300 yards of total offense:

UC: 382 by Zach Collaros, vs. Rutgers, 11/20/10
 OPP: 321 by B.J. Daniels, USF, 10/22/10

An individual had 400 yards of total offense:

UC: 490 by Zach Collaros, vs. USF, 10/22/10
 OPP: 457 by Matt Grothe, USF, 11/3/07

An individual had 200 all-purpose yards:

UC: 291 by D.J. Woods, vs. Rutgers, 11/20/10
 OPP: 275 by Dion Lewis, Pittsburgh, 12/4/10

KICKING:

An extra point kick was missed:

UC: by Jacob Rogers, vs. Rutgers, 11/20/10
 OPP: by Garrett Palmer, San Diego State, 9/29/07

An individual made four field goals:

UC: 4 by Jacob Rogers, vs. Connecticut, 11/7/09
 OPP: 4, by Dave Teggart, UConn, 10/25/08

A 50-yard field goal was made:

UC: 53 yards by Jake Rogers, at Hawai'i, 12/06/08
 OPP: 52 yards by Pat McAfee, at West Virginia, 11/8/08

An individual punted 10 times:

UC: 10 by Chet Ervin at West Virginia, 9/13/03
 OPP: 10 by Teddy Dellaganna, Rutgers, 10/11/08

A team did not punt in a game:

UC: Miami (Ohio), 9/17/08
 OPP: Syracuse, 10/10/98

An individual blocked a punt:

UC: by Connor Barwin, at UConn, 10/25/08
 OPP: by Brandon Bing, Rutgers, 11/20/10

An individual blocked a field goal:

UC: by Adam Roberts at Syracuse, 9/18/04
 OPP: by Mick Williams, Pittsburgh, 11/22/08

A player intercepted two passes in a game:

UC: 3 by DeAngelo Smith, vs. Southern Miss, 12/22/07
 OPP: 2 by Dom DeCicco, Pittsburgh, 12/4/10

TEAM:

A team rushed for 200 yards in a game:

UC: 295 vs. Rutgers, 11/20/10
 OPP: 272 by Pittsburgh, 12/4/10

A team rushed for 300 yards in a game:

UC: 384 vs. Miami (OH), 10/9/10
 OPP: 313 by West Virginia, 11/11/06

A team rushed for less than 100 yards in a game:

UC: 60 at West Virginia, 11/13/10
 OPP: -9 by Rutgers, 11/20/10

A team passed for more than 300 yards in a game:

UC: 366 vs. Rutgers, 11/20/10
 OPP: 400 by Rutgers, 11/20/10

A team passed for more than 400 yards in a game:

UC: 512 vs. USF, 10/22/10
 OPP: 419 by Syracuse, 11/24/07

A team passed for less than 100 yards in a game:

UC: 43 vs. Miami (OH), 9/30/06
 OPP: 59 by Syracuse, 11/29/08

A team had 400 yards of total offense:

UC: 661 vs. Rutgers, 11/20/10
 OPP: 430 by Pittsburgh, 12/4/10

A team had 500 yards of total offense:

UC: 661 vs. Rutgers, 11/20/10
 OPP: 592 by Oklahoma, 9/6/08

A team had 600 yards of total offense:

UC: 661 vs. Rutgers, 11/20/10
 OPP: 601 by Syracuse, 10/10/98

A team had less than 200 yards of total offense:

UC: 190 at Memphis, 11/11/00
 OPP: 176, by SEMO, 9/12/09



RECORDS & HISTORY

**BEARCATS FOOTBALL HISTORY***The 1924 Bearcats**Jonathan Ruffin**Connor Barwin*

The University of Cincinnati's rich history and tradition in intercollegiate athletics is founded in the Bearcats' football program. The football tradition has grown during the years and reached new heights over the past four years. In the past three seasons, UC has gone 27-12, won back-to-back BIG EAST Conference titles, played in two-straight Bowl Championship Series games, and have reached as high as No. 3 in all three major polls (Associated Press, USA Today, Bowl Championship Series).

UC's football program is one of the nation's oldest — only Rutgers (1869), Michigan (1879), Navy (1880), and Minnesota (1883), among NCAA Division I institutions, predate Cincinnati, which began the sport in 1885.

UC has been involved in several historic college football milestones starting with Dec. 8, 1888. That day, the Bearcats and Miami (Ohio) University engaged in the first college football game played in the state of Ohio, launching a rivalry that is tied for the oldest in the game among major universities — North Carolina vs. Wake Forest began playing that same year. The Battle for the Victory Bell is the fifth-most played rivalry series in college football.

A few years later in 1897, UC received an invitation to visit New Orleans to play a football game as a reward for a successful season. The game was a precursor to the current postseason football bowl games.

In the 1930s, a UC football player wore a device with his helmet to protect his broken nose. The device was a forerunner of the now standard face mask. The first soccer-style place kick was also attempted by a Bearcat, Hank Hartong, in the early 1960s.

Coaching luminaries have patrolled the sidelines at Cincinnati. College Football Hall of Fame coach Frank Cavanaugh began his 24-season career at UC. Sid Gillman, a member of the College and NFL Halls of Fame, was the architect of one of the top eras of Cincinnati football history. He directed the Bearcats to three conference titles and a pair of bowl game appearances during his six seasons (1949-54) before leaving for the professional ranks. Cincinnati, with Gillman developing the passing offenses which would make him successful in the pro ranks, became known for its aerial attack in the early 1950s. That notoriety continued long after his departure.

In 1968, the Bearcats were the nation's top passing team with quarterback Greg Cook leading the NCAA in total offense, while receiver/kicker Jim O'Brien captured the national scoring title. A year later, Cook earned Rookie of the Year honors as a Cincinnati Bengal, and two years later, O'Brien kicked the game-winning field goal for the Baltimore Colts in Super Bowl V.

With more than 100 players advancing into the professional ranks and nine earning Super Bowl wins, 40 earning all-America honors, and 11 garnering academic all-America recognition, Cincinnati football has clearly made an important impact on college football with its long history of accomplishments.

>> **BOWL-CATS** Cincinnati has been to eight bowl games over the last 11 seasons and 12 in the program's 122 seasons. UC played in the first Bowl Championship Series game in school history, taking on Virginia Tech in the 75th FedEx Orange Bowl on Jan. 1, 2009.

>> **ALL-AMERICA TRADITION** Forty Bearcats have earned all-America recognition. Mike Woods garnered first-team honors in 1977, earning him an appearance on Bob Hope's television special. Punter Kevin Huber became the first two-time First-Team Associated Press all-American in UC history when he earned the honor in 2007 and 2008.

>> **"THE TOE"** Jonathan Ruffin received the Lou Groza Award as the nation's top kicker in 2000 after booting a record 26 field goals. He was presented the award by ESPN's Chris Fowler. Ruffin was also a consensus all-American that year.

>> **TROPHY GAMES** The Bearcats are involved in three trophy games. Cincinnati's annual clash with the Miami RedHawks is the nation's eighth-oldest and 11th longest running rivalry in NCAA Football Bowl Subdivision. The winner of the yearly fall battle claims the Victory Bell. The winner of the UC-Louisville contest takes home the Keg of Nails, while the winner of the UC-Pittsburgh game stakes claim to the recently created River City Rivalry Trophy. UC currently holds two of the three trophies.

>> **UPSET CATS** UC football has been dangerous to top teams over the years, knocking off the likes of No. 8 Wisconsin, 17-12, at home in 1999, going to defending national champion Penn State in 1983 and upending the Nittany Lions, 14-3, and dominating Virginia Tech, 16-0, in 1995 while allowing just 41 yards of offense. However, possibly the biggest upset in UC history came in 2006 as the Bearcats beat its highest-ranked opponent in Nippert Stadium history, blowing away then-No. 7 Rutgers, 30-11.

>> **CHAMPIONSHIP FOOTBALL** With a 37-15 record since the 2007 season, the Bearcats have become relevant on the national stage once again. In 2008, UC claimed the BIG EAST title, the school's first outright conference crown since 1946. The Bearcats climbed as high as No. 12 in the Associated Press, and USA Today Top 25 polls on the way to a school-record 11 wins. In 2009, UC set a school-record with 12 wins, finished No. 3 in the final Bowl Championship Series rankings, won its second-straight BIG EAST crown, and played in the Allstate Sugar Bowl. The Bearcats played in four straight bowl games for the first time in school history.



BEARCATS FOOTBALL HISTORY

1885 UC fielded its first football team under the organization of Arch Carson, who served as the first coach. The team won a pair of games over a club from neighboring Mt. Auburn.

1888 Cincinnati and Miami faced off in Oxford for the first college football game in the state of Ohio. The game ended in a scoreless tie but launched a rivalry that is tied for the honors of being the oldest among major college schools.

1897 Following a 7-1-1 season—the lone loss was to the fabled Carlisle Indians—Cincinnati was invited to celebrate New Years in New Orleans and play a contest against the host Southern Athletic Club. A day after their victory, the Bearcats accepted a challenge from LSU and also defeated the Tigers.

1898 Frank Cavanaugh, immortalized as the Iron Major, began his head coaching career at Cincinnati. He was elected to the National Football Foundation Hall of Fame at the conclusion of his illustrious career.

1902 Cincinnati played its first home game at the current site of Nippert Stadium, defeating Hanover, 18-0.

1912 Cincinnati scored a school-record 124 points in a shutout win over Transylvania. Ike Stewart and Bob Heuck each tallied six TDs and Alonzo Wells kicked 12 PATs, all UC records.

1914 Cincinnati teams first used the nickname Bearcats.

1916 Construction began on permanent stadium seating and facilities.

1922 George McLauren, another UC mentor to be elected to the College Football Hall of Fame, began his four-season tenure as UC's head coach.

1923 Nippert Stadium was the site of the first night football game in the Midwest as Cincinnati defeated Kentucky Wesleyan, 17-0. In the season-ending game vs. Miami, Jimmy Nippert sustained a spike wound and died a month later of blood poisoning. His grandfather, James Gamble, donated the money needed to finish the stadium construction.

1924 Nippert Stadium was dedicated.

1933 UC won the first of two straight Buckeye Athletic Association titles.

1934 UC played its first Homecoming game, defeating Marshall, 7-0.

1935 The Bearcats' first NFL players, Bill Feldhaus (Detroit) and Ray Nolting (Chicago), lead UC to a 7-2 record before embarking on their pro careers.

1942 UC hosted No. 2 Georgia at Nippert Stadium. The Bulldogs won, 35-13, and won the Rose Bowl a few months later. The other lone blemish on UC's 8-2 record was to Sugar Bowl victor Tennessee.

1943-44 Football suspended due to World War II.

1946 Cincinnati defeated defending Big 10 Conference champion Indiana in the season opener en route to a 9-2 record. The season was capped by the Bearcats' first bowl appearance. UC defeated Virginia Tech, 18-6, in the Sun Bowl.

1947 UC won its first Mid-American Conference championship. The Bearcats won four crowns in their six-year association with the league.

1949 Sid Gillman took over as head coach and promptly piloted UC to a Mid-American Conference title and a win over Toledo in the Glass Bowl. Tom O'Malley's 1,617 passing yards led the nation.

1950 The Bearcats advanced to the Sun Bowl but are edged by West Texas State, 14-13.

1951 UC posted an all-time best record of 10-1. Gene Rossi and Bob Stratton became the first Bearcats to earn all-America recognition.

1953 Cincinnati led the nation in both total offense (409.5 yards per game) and total defense (184.3), a feat accomplished by only three other teams in college football history.

1954 Sid Gillman left for the Los Angeles Rams after directing UC to an 8-2 ledger. In six seasons under the eventual college and pro hall of fame coach, the Bearcats posted a 50-13-1 record and won three Mid-American Conference titles.

1956 UC led the nation in punt return average, averaging 17.7 yards per return.

1959 Dave Canary became the first of 11 Bearcats to earn academic all-America honors. Canary eschewed pro football possibilities to pursue a successful acting career and became a regular in several TV series. Teammates Jack Lee and Jim Leo were named MVP of the Senior Bowl and College All-Star games, respectively.

1963-64 Cincinnati won back-to-back Missouri Valley Conference titles under Chuck Studley, who went on to become head coach of the Houston Oilers. UC compiled a 14-6 record during those two seasons.

1968 Cincinnati led the nation in passing offense, averaging 335.8 yards per game. Greg Cook led the nation in total offense, amassing 3,210 yards, while receiver/kicker Jim O'Brien was the nation's leading scorer with 142 points.

1970 Bob Bell became the second Bearcat in as many seasons to be a first-round selection in the NFL Draft.

1976 Cincinnati defeated Arizona State and Vanderbilt en route to a 9-2 ledger. Co-captain Mike Woods earned first-team all-America honors and was a second-round draft pick by the Baltimore Colts.

1983 UC opened the season with a 14-3 upset of defending national champion Penn State at Beaver Stadium.

1985 The Bearcats upset a pair of 1984 bowl teams, Virginia Tech and Boston College.

1986 UC hosted the No. 1 Miami Hurricanes at Nippert Stadium. The Hurricanes validated its ranking with a 45-13 win.

1992 Nippert Stadium reopened to full use following an extensive renovation. The Bearcats hosted No. 8 Penn State in the season opener, and nearly pulled off the upset before falling, 24-20.

1995 Robert Tate led the nation in kickoff return average, averaging 34.3 yards on 15 returns. Tate was named both Offensive and Special Teams MVP in Conference USA.

1996 Cincinnati began competition in Conference USA. The Bearcats posted back-to-back crowds of 30,729 for Kentucky and 30,887 for Miami University, breaking the old stadium attendance record.

1997 Cincinnati ended a drought of 47 seasons without a bowl game appearance when it was selected to play in the inaugural Humanitarian Bowl. The Bearcats defeated Utah State, 35-19, to finish the year at 8-4.

1999 Cincinnati upset No. 8 Wisconsin, 17-12 in Nippert Stadium.

2000 UC won five of its last six games to finish second in Conference USA and earn a bid to play Marshall in the Motor City Bowl. Jonathan Ruffin became a first consensus first-team all-America choice and received the 2000 Lou Groza Award after leading the nation in field goals.

2001 The Bearcats opened the season against No. 25 Purdue in front of the largest Nippert Stadium crowd in history. UC won its first four league games en route to a second-place finish in Conference USA and second straight trip to the Motor City Bowl. Quarterback Gino Guidugli is named the Conference USA Freshman of the Year after setting school and league freshman records by throwing for 2,573 yards and 16 touchdowns.

2002 Cincinnati set school and Conference USA single-game attendance marks when 66,319 packed Paul Brown Stadium to see UC play eventual national champion Ohio State. UC won its final five league games to claim a share of the Conference USA title, its first league championship since 1964. Quarterback Gino Guidugli threw for 3,543 yards, one of five season records set by the sophomore. UC earned a bowl bid for a record third straight year, playing in the New Orleans Bowl.

2004 The Bearcats recovered from a 2-4 start to win five of their last six games, including a convincing 52-24 victory over No. 21 Southern Miss. UC was selected for the Fort Worth Bowl where the Bearcats defeated Marshall, 32-14.

2005 Cincinnati began play in the BIG EAST Conference

2006 The Bearcats posted a 7-5 regular-season mark, playing a schedule that featured five teams ranked in the Top 10 at the time they faced UC. After a couple of near misses against those ranked foes, UC downed No. 7 Rutgers, 30-11, before a national television audience. Cincinnati earned a berth in the inaugural International Bowl in Toronto, Ont. Though head coach Mark Dantonio and his staff departed following the end of the regular season, new coach Brian Kelly and his staff directed the UC squad to a 27-24 win over Western Michigan.

2007 In Brian Kelly's first full season as head coach at UC, the program equaled the school single-season record for wins, posting a 10-3 record and earning a No. 17 ranking in the final Associated Press poll. It marked the first time UC ended the season among the nation's Top 25 programs. Three Bearcats earned all-America honors, including punter Kevin Huber, who was the school's second consensus selection.


2008 The Bearcats had a banner season that included a school-record 11 wins, the program's first BIG EAST Conference Championship, a final ranking of No. 17 in both the Associated Press and USA Today Top 25 polls, and a Bowl Championship Series appearance in the 75th FedEx Orange Bowl on Jan. 1, 2009. Five UC players earned all-America honors while punter Kevin Huber became the first two-time First Team Associated Press all-America selection in school history.

2009 Cincinnati ran off a school-record 12-straight wins, achieved a best-ever ranking of No. 3 in the country (AP/USA Today/BCS) and won its second-straight BIG EAST Conference Championship before falling to Florida in the 2010 Allstate Sugar Bowl. Wide receiver Mardy Gilyard re-wrote parts of the UC record book on the way to earning AFCA First-Team All-America honors.

2010 Butch Jones took the helm as UC's 38th head football coach in late 2009. In 2010, the Bearcats led the BIG EAST in scoring offense (27.1 ppg), total offense (417.3 ypg), passing offense (260.7 ypg), first downs (21.9 pg), third-down conversions (45.6 pct.), and touchdown passes (27). Wide receiver Armon Binns and quarterback Zach Collaros were both First-Team all-BIG EAST selections while five other teammates earned all-BIG EAST honors. Nineteen players were named Academic All-BIG EAST and John Goebel earned the 2010 American Eagle Outfitters BIG EAST Football Scholar-Athlete of the Year award.



RUSHING RECORDS



DeMarco McCleskey

YEAR-BY-YEAR LEADERS

Year	Player	Att.	Yards	TD
1946	Roger Stephens	96	768	8
1947	Roger Stephens	136	959	7
1948	Jim Dougherty	108	495	4
1949	Howie Bellamah	97	473	2
1950	Bob Stratton	93	539	5
1951	Bob Daugherty	96	528	10
1952	Joe Concilla	96	488	8
1953	Dick Goist	64	561	7
1954	Joe Miller	128	717	11
1955	Joe Miller	90	399	2
1956	Bob Del Rosa	57	242	3
1957	Barry Maroney	98	346	4
1958	Joe Morrison	99	467	5
1959	Ed Kovac	134	515	9
1960	Ed Banks	104	404	3
1961	Phil Goldner	70	277	1
1962	Royce Starks	91	408	4
1963	Brig Owens	121	556	6
1964	Al Nelson	201	973	13
1965	Bill Bailey	139	694	7
1966	Clem Turner	153	840	7
1967	Lloyd Pate	198	658	5
1968	Lloyd Pate	135	623	2
1969	Steve Cowan	165	676	2
1970	Steve Cowan	239	1,197	9
1971	Mel Riggins	131	663	2
1972	Reggie Harrison	173	844	6
1973	Reggie Harrison	211	883	11
1974	Santo Atkinson	196	708	2
1975	Jay Bonds	158	567	8
1976	Curtiss Williams	102	399	4
1977	Curtiss Williams	162	845	1
1978	Allen Harvin	233	1,283	6
1979	James Bettis	75	343	0
1980	James Bettis	212	1,106	2

YEAR-BY-YEAR LEADERS

Year	Player	Att.	Yards	TD
1981	James Bettis	246	1,226	6
1982	Allen Harvin	191	1,161	5
1983	Reggie Taylor	158	784	2
1984	Reggie Taylor	198	1,021	8
1985	Reggie Taylor	264	1,112	3
1986	Reggie Taylor	256	1,325	11
1987	Al McKinney	208	950	5
1988	Al McKinney	168	829	1
1989	Terry Strong	105	411	2
1990	Terry Strong	172	803	5
1991	David Small	198	1,004	4
1992	David Small	209	780	10
1993	David Small	223	1,179	17
1994	Craedel Kimbrough	132	565	0
1995	Orlando Smith	126	471	4
1996	Daryl Royal	167	853	3
1997	Robert Cooper	137	611	4
1998	DeMarco McCleskey	162	861	11
1999	Robert Cooper	228	1,245	7
2000	Ray Jackson	201	808	6
2001	DeMarco McCleskey	179	765	7
2002	DeMarco McCleskey	315	1,361	15
2003	Richard Hall	185	777	8
2004	Richard Hall	210	1,012	6
2005	Bradley Glatthaar	139	620	7
2006	Greg Moore	162	709	4
2007	Butler Benton	100	499	2
2008	Jacob Ramsey	152	664	2
2009	Jacob Ramsey	121	806	9
2010	Isaiah Pead	157	1,029	6

GAME RECORDS

Rushing Attempts

1.	45	Steve Cowan vs. Ohio	1970
2.	41	DeMarco McCleskey vs. East Carolina.....	1998
3.	39	Lloyd Pate vs. Wichita State.....	1967
4.	37	Robert Cooper vs. Miami (OH)	1999
5.	36	Robert Cooper vs. Memphis	1999
	36	Daryl Royal vs. Miami (OH).....	1996
	36	Reggie Taylor vs. Miami (OH).....	1986
	36	David Small vs. Toledo.....	1993
9.	35	Reggie Harrison at Ohio	1973
	35	DeMarco McCleskey vs. Houston	1998

Rushing Yards

1.	306	Bob Hynes vs. Case Western Reserve	1923
2.	282	Daryl Royal vs. Miami (OH).....	1996
3.	267	Clem Turner vs. Kansas State	1966
4.	266	Steve Cowan vs. Ohio	1970
5.	259	Reggie Taylor vs. Miami (OH).....	1986
6.	238	Richard Hall vs. Miami (OH).....	2004
7.	234	DeMarco McCleskey vs. East Carolina.....	1998
8.	233	David Small vs. Kent State.....	1992
9.	219	David Small vs. Middle Tennessee State ..	1991
10.	213	Isaiah Pead vs. Rutgers.....	2010

Rushing Touchdowns

1.	6	Ike Stewart vs. Transylvania	1912
	6	Bob Heuck vs. Transylvania.....	1912
3.	4	Isaiah Pead vs. Rutgers.....	2010
	4	DeMarco McCleskey vs. Arkansas State...	1998
	4	DeMarco McCleskey vs. Houston	1998


4	David Small vs. Houston.....	1993
4	David Small vs. Kent State.....	1992

Three Backs with 100+ Yards in a Game

1970	vs. Xavier	Albert Johnson	130
		Dick James.....	119
		Steve Cowan	105

Two Backs with 100+ Yards in a Game

2003	vs. East Carolina	Derrick Eddington	138
		Richard Hall.....	117
1991	at Kent State	Vince Powell.....	121
		David Small	118
1991	at Louisville	Vince Powell.....	140
		David Small	111
1985	at Louisville	Reggie Taylor.....	126
		Robert Williams.....	100
1977	vs. Tulsa	Gus Tucker	143
		Bob Massong.....	101
1966	vs. Kansas State	Clem Turner	267
		Tony Jackson	118
1964	vs. Tulsa	Brig Owens.....	163
		Al Nelson	106



Reggie Taylor

SEASON RECORDS

Rushing Attempts

1.	315	DeMarco McCleskey.....	2002
2.	264	Reggie Taylor.....	1985
3.	256	Reggie Taylor.....	1986
4.	246	James Bettis.....	1981
5.	239	Steve Cowan.....	1970
6.	233	Allen Harvin	1978
7.	228	Robert Cooper	1999
8.	223	David Small	1993
9.	212	James Bettis.....	1980
10.	210	Richard Hall.....	2004

Rushing Yards

1.	1,361	DeMarco McCleskey.....	2002
2.	1,325	Reggie Taylor.....	1986
3.	1,283	Allen Harvin	1978
4.	1,245	Robert Cooper	1999
5.	1,226	James Bettis.....	1981
6.	1,197	Steve Cowan.....	1970
7.	1,179	David Small	1993
8.	1,161	Allen Harvin	1982
9.	1,112	Reggie Taylor.....	1985
10.	1,106	James Bettis.....	1980



Allen Harvin

Rushing Average (Minimum 50 Attempts)

1.	8.77	Dick Goist	1953
2.	7.62	Joe Miller	1953
3.	7.54	Jim Niemann	1954
4.	7.05	Roger Stephens	1947
5.	6.70	Isaiah Pead	2010
6.	6.60	Isaiah Pead	2010
7.	6.34	Dolph Banks	1965
8.	6.09	Leonard Cry	1987
9.	6.08	Allen Harvin	1982
10.	6.07	Dick Goist	1954

Rushing Touchdowns

1.	17	David Small	1993
2.	15	DeMarco McCleskey	2002
3.	13	Al Nelson	1964
4.	11	DeMarco McCleskey	1998
	11	Reggie Taylor	1986
	11	Reggie Harrison	1972
	11	Joe Miller	1954
	11	Tony Kapetanias	1979
9.	10	David Small	1992
	10	Bob Dougherty	1951

100-Yard Games

1.	8	Reggie Taylor	1986
2.	7	James Bettis	1981
	7	Allen Harvin	1978
4.	6	DeMarco McCleskey	2002
	6	David Small	1991
	6	David Small	1993
	6	Reggie Taylor	1985
	6	James Bettis	1980

Consecutive 100-Yard Games

1.	5	Allen Harvin	1978
	5	James Bettis	1980
	5	Reggie Taylor	1986
	5	David Small	1993
5.	4	Al Nelson	1964
	4	Curtis Williams	1977
	4	James Bettis	1981
	4	Terry Strong	1990
	4	David Small	1991
	4	DeMarco McCleskey	1998

CAREER RECORDSRushing Attempts

1.	876	Reggie Taylor	1983-86
2.	777	DeMarco McCleskey	1998, 2000-02
3.	630	David Small	1991-93
4.	593	Allen Harvin	1978-82
5.	561	Robert Cooper	1996-99
6.	533	James Bettis	1978-81
7.	495	Al Johnson	1969-71
8.	484	Reggie Harrison	1971-73
9.	480	Al McKinney	1985-89
10.	454	Richard Hall	2002-04

Rushing Yards

1.	4,242	Reggie Taylor	1983-86
2.	3,487	DeMarco McCleskey	1998, 2000-02
3.	2,998	Allen Harvin	1978-82
4.	2,963	David Small	1991-93
5.	2,786	Robert Cooper	1996-99
6.	2,498	James Bettis	1978-81
7.	2,223	Al McKinney	1985-88
8.	2,197	Reggie Harrison	1971-73
9.	2,053	Richard Hall	2002-04
10.	2,033	Steve Cowan	1969-71



Robert Cooper

Rushing Average (Min. 150 Attempts)

1.	6.65	Roger Stephens	1946-48
2.	6.60	Isaiah Pead	2008-10
3.	6.07	Dom Del Bene	1951-53
4.	5.72	Joe Miller	1953-55
5.	5.52	Bill Bailey	1963-65
6.	5.25	Jim Niemann	1954-56
7.	5.07	Joe Concilla	1951-53
8.	5.06	Allen Harvin	1978-82
9.	5.04	Daryl Royal	1994-97
10.	5.02	James Bettis	1978-81

Rushing Touchdowns

1.	37	DeMarco McCleskey	1998, 2000-02
2.	31	David Small	1991-93
3.	25	Reggie Harrison	1971-73
4.	24	Reggie Taylor	1983-86
5.	22	Bob Heuck	1910-12
6.	21	Joe Concilla	1951-53
	21	Bradley Gatthaar	2004-07
8.	19	Tony Kapetanias	1977-79
9.	18	Al Johnson	1969-71

100-Yard Games

1.	21	Reggie Taylor	1983-86
2.	14	DeMarco McCleskey	1998, 2000-02
	14	David Small	1991-93
4.	13	James Bettis	1978-81
5.	12	Allen Harvin	1978-82
6.	9	Robert Cooper	1996-99
	9	Al McKinney	1985-88
8.	7	Steve Cowan	1970-72
	7	Reggie Harrison	1971-73
	7	Al Nelson	1962-64

200-Yard Games

1.	4	David Small	1991-93
2.	2	Robert Cooper	1999
3.	1	Bill Bailey	1965
	1	Clem Turner	1966
	1	Steve Cowan	1970
	1	James Bettis	1981
	1	Reggie Taylor	1986
	1	Daryl Royal	1996
	1	DeMarco McCleskey	1998
	1	Richard Hall	2004
	1	Isaiah Pead	2010

300-Yard Games

1.	1	Bob Hynes	1923
----	---	-----------	------

LONGEST RUSH FROM SCRIMMAGE

1.	91	Joe Miller vs. Xavier (TD)	1953
2.	80	Isaiah Pead vs. Miami (OH) (TD)	2010
	80	Allen Harvin vs. Miami (OH)	1982
	80	Art Bailey vs. Southern Miss (TD)	1977
	80	Bill Bailey vs. Kansas State (TD)	1965
	80	Dick Goist vs. William & Mary (TD)	1953
6.	79	Reggie Harrison vs. Louisville (TD)	1972
	79	Richard Hall vs. Miami (OH)	2004
8.	78	Reggie Harrison vs. Ohio (TD)	1971



100-YARD RUSHING GAMES

Rk	Yds	Name	Opponent	Date
1.	306	Bob Hynes	vs. Case Western-Rsrv.	11/17/23
2.	282	Daryl Royal	vs. Miami (OH)	09/28/96
3.	267	Clem Turner	vs. Kansas State	10/22/66
4.	266	Steve Cowan	vs. Ohio	10/17/70
5.	259	Reggie Taylor	vs. Miami (OH)	09/06/86
6.	238	Richard Hall	vs. Miami (OH)	09/11/04
7.	234	DeMarco McCleskey	vs. East Carolina	11/05/98
8.	233	David Small	vs. Kent State	10/03/92
9.	213	Isaiah Pead	vs. Rutgers	11/20/10
	219	David Small	vs. Middle Tennessee St.	11/09/91
11.	209	Robert Cooper	vs. Miami (OH)	10/30/99
12.	206	David Small	vs. East Carolina	11/20/93
13.	204	Robert Cooper	vs. Memphis	11/29/99
14.	203	James Bettis	vs. Richmond	10/10/81
	203	David Small	at Houston	11/13/93
	203	Bill Bailey	vs. North Texas State	10/30/65
17.	197	Isaiah Pead	vs. Miami (OH)	10/09/10
	197	David Small	at Toledo	10/23/93
19.	191	Robert Cooper	at UAB	11/16/96
20.	188	Curtis Williams	vs. Southern Miss.	10/01/77
21.	187	Carl Jones	vs. Rhode Island	11/08/03
22.	186	Allen Harvin	vs. Miami (OH)	11/20/82
23.	185	Howie Bellamah	vs. Miami (OH)	11/24/49
24.	183	Craedel Kimbrough	vs. Kentucky	11/14/92
25.	182	Allen Harvin	vs. Louisiana-Monroe	11/04/78
26.	181	James Bettis	vs. Memphis	11/01/80
27.	180	Reggie Taylor	vs. Louisville	10/27/84
28.	179	DeMarco McCleskey	vs. Houston	11/14/98
29.	177	Albert Johnson	at North Texas State	11/07/70
30.	176	Clem Turner	at Memphis	11/19/66
31.	175	Isaiah Pead	vs. West Virginia	11/13/09
32.	174	Robert Cooper	vs. UAB	10/16/99
	174	Reggie Taylor	vs. Cornell	10/01/83
34.	170	Allen Harvin	vs. Long Beach State	10/09/82
35.	169	Isaiah Pead	vs. Oklahoma	09/25/10
	167	James Bettis	at Ohio	10/03/81
37.	165	Reggie Taylor	vs. Temple	10/05/85
	165	Reggie Harrison	vs. Louisville	10/28/72
	165	Dom Del Bene	vs. Miami (OH)	11/24/51
40.	164	DeMarco McCleskey	at Arkansas State	11/21/98
41.	163	Brig Owens	vs. Tulsa	10/24/64
42.	162	Tom McKeever	vs. Xavier	11/18/50
43.	161	Robert Cooper	vs. Indiana	09/26/98
	161	Richard Hall	at Miami (OH)	09/27/03
	161	Paul Blackwood	vs. Tulsa	11/19/94
46.	158	Allen Harvin	vs. Youngstown State	09/25/82
47.	155	Steve Cowan	vs. Louisville	11/14/70
	155	Don Jansen	vs. Hardin-Simmons	09/24/49
49.	153	Reggie Taylor	at Auburn	11/08/86
	153	Chad Plummer	vs. Tulsa	08/29/97
	153	Allen Harvin	at Memphis	11/25/78
52.	151	Steve Cowan	vs. William & Mary	09/20/69
	151	Reggie Taylor	at Wichita State	10/25/86
54.	150	Lloyd Pate	at Wichita State	10/19/68
	150	Lloyd Pate	vs. Wichita State	10/07/67
	150	James Bettis	vs. Youngstown State	09/05/81
	150	James Bettis	vs. Wichita State	09/27/80
58.	149	Reggie Harrison	at Wichita State	10/14/72
	149	Craedel Kimbrough	vs. Vanderbilt	10/08/94
60.	148	Reggie Taylor	vs. Indiana State	11/01/86
	148	James Bettis	vs. Rutgers	09/26/81
62.	147	Allen Harvin	at Louisiana-Lafayette	10/28/78
63.	145	Isaiah Pead	at Louisville	10/15/10
	145	Reggie Taylor	vs. Austin Peay	09/07/85
	145	Reggie Taylor	vs. Miami (FL)	10/13/84
	145	Mel Riggins	vs. Xavier	10/09/71
67.	144	Reggie Taylor	at Louisville	09/12/87
	144	Al Nelson	at Houston	11/28/64
69.	143	Robert Cooper	vs. Wisconsin	09/18/99
	143	Richard Hall	vs. TCU	10/30/04
	143	Gus Tucker	vs. Tulsa	10/22/77

Rk	Yds	Name	Opponent	Date
72.	143	David Small	vs. Ball State	10/16/93
	143	Curtis Williams	at Florida State	10/08/77
74.	142	Harry Andreadis	vs. Virginia Military	09/15/51
	142	Al McKinney	vs. Virginia Tech	11/21/87
76.	141	Joe Miller	vs. Xavier	10/17/53
77.	140	Vince Powell	at Louisville	10/05/91
	140	Reggie Harrison	vs. Ohio	11/13/71
	140	Ray Jackson	vs. Houston	10/07/00
80.	139	DeMarco McCleskey	vs. Tulane	10/06/01
81.	138	Steve Cowan	at Wichita State	10/24/70
	138	Derrick Eddington	vs. East Carolina	09/01/03
83.	137	Ray Jackson	at Tulane	09/30/00
84.	136	Mike Smith	at Louisville	09/27/75
85.	135	Reggie Harrison	vs. Wichita State	10/20/73
86.	134	James Bettis	vs. Temple	10/17/81
	134	Al Nelson	vs. Miami (OH)	11/21/64
88.	133	Clem Turner	at Wichita State	10/01/66
	133	Chad Plummer	vs. Southern Miss.	11/01/97
90.	132	Brig Owens	at UAB	10/19/63
	132	Allen Harvin	at Memphis	10/16/82
	132	Allen Harvin	vs. Ohio	11/11/78
	132	Al McKinney	vs. Tennessee Tech	10/31/87
	132	Zach Collaros	at USF	10/15/09
95.	131	James Bettis	at Richmond	10/25/80
	131	David Small	vs. East Carolina	11/23/91
	131	Curtis Williams	at Louisville	09/17/77
	131	Bob Stratton	at Western Michigan	10/21/50
	131	Bill Bailey	vs. Kansas State	11/06/65
100.	130	Reggie Taylor	vs. Miami (FL)	10/19/86
	130	Albert Johnson	vs. Xavier	10/10/70
102.	129	Robert Cooper	at Tulane	09/06/97
103.	128	Reggie Taylor	vs. Rutgers	11/05/83
	128	Ray Jackson	vs. Army	09/04/00
	128	Allen Harvin	at Miami (OH)	11/18/78
106.	127	Butler Benton	at East Carolina	09/25/04
107.	126	Reggie Taylor	at Virginia Tech	09/13/86
	126	Reggie Taylor	at Louisville	10/19/85
	126	Allen Harvin	vs. Morgan State	11/13/82
	126	Al McKinney	vs. Miami (OH)	09/26/87
111.	125	Reggie Taylor	vs. Penn State	11/09/85
	125	Allen Harvin	at Temple	10/14/78
113.	124	DeMarco McCleskey	vs. Miami (OH)	10/24/98
	124	Bert Johnson	vs. Kent State	09/18/71
115.	123	Terry Strong	vs. Louisville	11/03/90
	123	Richard Hall	vs. Army	10/25/03
	123	John Ziegler	at Tulane	09/11/76
	123	Bradley Glatthaar	vs. Connecticut	10/15/05
119.	122	Reggie Harrison	at Ohio	11/10/73
	122	James Bettis	at Temple	10/18/80
	122	Al McKinney	vs. Indiana State	11/12/88
122.	121	Vince Powell	at Kent State	10/12/91
	121	Reggie Taylor	vs. Virginia Tech	08/31/85
	121	Reggie Taylor	vs. Youngstown State	09/15/84
	121	David Small	at Virginia Tech	10/19/91
	121	Al McKinney	vs. Austin Peay	11/14/87
127.	120	Tom Liggins	vs. La.-Lafayette	10/25/75
	120	Reggie Taylor	at Rutgers	09/29/84
	120	Orlando Smith	vs. East Carolina	10/07/95
	120	DeMarco McCleskey	at Memphis	11/24/01
131.	119	Greg Moore	vs. Miami (OH)	09/30/06
	119	Dick James	vs. Xavier	10/10/70
133.	118	Tony Jackson	vs. Kansas State	10/22/66
	118	Steve Cowan	at Tulsa	10/25/69
	118	DeMarco McCleskey	vs. West Virginia	09/14/02
	118	David Small	at Kent State	10/12/91
137.	117	Darrin Williams	vs. Indiana State	09/11/10
	117	Richard Hall	vs. East Carolina	09/01/03
	117	Reggie Taylor	vs. Alabama	11/17/84
	117	Joe Miller	vs. Miami (OH)	11/26/53
	117	Dick Pardini	vs. Tulsa	10/02/54
	117	Daryl Royal	vs. Memphis	10/04/97

Rk	Yds	Name	Opponent	Date
143.	117	Al Nelson	at Detroit	11/09/62
144.	116	Dom Del Bene	vs. Virginia Military	11/14/53
145.	116	Dick Goist	vs. Case Western-Rsrv.	10/24/53
	116	David Small	vs. Southern Miss.	10/26/91
	116	Craedel Kimbrough	at Miami (OH)	09/17/94
	116	Al McKinney	vs. West Virginia	11/05/88
149.	115	Joe Miller	vs. Hardin-Simmons	10/16/54
150.	114	Richard Hall	vs. Southern Miss.	10/04/03
	114	George Ruth	vs. Hardin-Simmons	11/12/55
	114	Barry Maroney	at Indiana	11/09/57
	114	Al Nelson	at Wichita State	11/14/64
154.	113	Leonard Cry	at Indiana State	11/06/87
	113	Howie Bellamah	at Ohio	11/05/49
	113	Curtis Williams	at Ohio	11/15/75
157.	112	Lloyd Pate	vs. North Texas State	10/28/67
	112	David Small	at Tulsa	10/02/93
	112	Al Nelson	vs. Xavier	10/10/64
160.	111	Terry Strong	at Tulane	10/27/90
	111	DeMarco McCleskey	vs. Miami (OH)	10/05/02
	111	David Small	at Louisville	10/05/91
	111	Daryl Royal	vs. Boston College	10/12/96
	111	Curtis Williams	vs. La.-Monroe	09/24/77
	111	Al Nelson	at North Texas State	11/07/64
166.	110	Bill Bailey	vs. South Dakota	11/13/65
167.	109	Reggie Harrison	at Colorado	09/16/72
	109	James Bettis	at Penn State	09/12/81
169.	108	Walt Gordon	vs. Wichita State	09/27/58
	108	Joe Miller	vs. Marquette	10/15/55
	108	James Bettis	vs. Louisville	11/14/81
	108	Chad Plummer	vs. La.-Monroe	11/23/96
	108	Allen Harvin	at Richmond	09/30/78
174.	107	Tom Liggins	at Tulsa	10/11/75
	107	Orlando Smith	vs. Memphis	10/21/95
	107	David Small	vs. Memphis	10/30/93
	107	Bradley Glatthaar	vs. Western Carolina	09/17/05
178.	106	Jim Dougherty	vs. Case Western-Rsrv.	11/13/48
	106	James Bettis	at South Carolina	10/11/80
	106	Al Nelson	vs. Tulsa	10/24/64
181.	105	Steve Cowan	vs. Xavier	10/10/70
	105	Reggie Taylor	vs. Kentucky	09/27/86
	105	Daryl Royal	at Memphis	10/05/96
184.	104	Santo Atkins	at Wichita State	10/19/74
	104	Reggie Taylor	at East Carolina	11/15/86
	104	Ray Jackson	at Indiana	09/23/00
	104	Dick James	vs. Dayton	09/19/70
	104	Al McKinney	vs. Miami (OH)	09/24/88
189.	103	Jacob Ramsey	vs. Miami (OH)	10/03/10
	103	David Small	at East Carolina	10/17/92
	103	Terry Strong	at Florida State	11/10/90
	103	Terry Strong	vs. Miami (OH)	09/22/90
	103	James Bettis	at Louisville	11/08/80
	103	Jack Gordon	vs. Detroit	11/03/56
195.	102	Terry Strong	at Alabama	11/17/90
	102	Steve Cowan	vs. Miami (OH)	11/21/70
	102	Reggie Taylor	vs. Boston College	10/26/85
	102	Orlando Smith	vs. Southern Miss.	10/14/95
	102	Freddie Smith	vs. Troy State	11/05/94
	102	Al McKinney	vs. Austin Peay	09/17/88
201.	101	Ernie Lewis	vs. Boston College	11/04/67
	101	DeMarco McCleskey	vs. Connecticut	11/03/01
	101	Bob Massong	vs. Tulsa	10/22/77
	101	Butler Benton	vs. SE Missouri State	08/30/07
205.	100	Robert Williams	at Louisville	10/19/85
	100	Robert Cooper	at Ohio State	09/25/99
	100	Reggie Harrison	at North Texas State	11/04/72
	100	Mel Riggins	vs. Wichita State	10/16/71
	100	Lloyd Pate	vs. Dayton	09/23/67
	100	Joe Miller	at Marquette	10/09/54
	100	Dolph Banks	vs. Xavier	10/09/65
	100	DeMarco McCleskey	at Houston	10/20/01



PASSING RECORDS

YEAR-BY-YEAR LEADERS

Year	Player	Att	Cmp	Int	Pct.	Yards	TD
1947	Tom O'Malley	81	40	—	.494	634	7
1948	Tom O'Malley	147	71	11	.483	899	7
1949	Tom O'Malley	225	108	15	.480	1,617	16
1950	Gene Rossi	149	68	11	.456	1,000	14
1951	Gene Rossi	173	89	15	.514	1,444	11
1952	Gene Rossi	170	100	8	.588	1,559	12
1953	Mike Murphy	70	44	3	.629	809	7
1954	Mike Murphy	101	51	3	.505	764	4
1955	Mike Murphy	66	30	9	.455	450	1
1956	Joe Morrison	78	29	5	.372	438	4
1957	Jack Lee	52	25	8	.481	328	1
1958	Jack Lee	130	71	11	.546	951	5
1959	Jack Lee	232	132	6	.569	1,535	7
1960	Larry Harp	116	39	8	.336	581	1
1961	Larry Harp	107	40	7	.373	426	1
1962	Bruce Vogelgesang	93	41	5	.441	424	2
1963	Brig Owens	124	67	6	.540	974	7
1964	Brig Owens	111	54	9	.486	790	6
1965	Mike Flaherty	41	20	7	.488	304	4
1966	Tony Jackson	127	63	3	.496	702	1
1967	Greg Cook	179	81	14	.453	1,221	7
1968	Greg Cook	411	219	17	.533	3,272	25
1969	Albert Johnson	123	50	3	.407	937	8
1970	Albert Johnson	130	39	10	.306	516	1
1971	Albert Johnson	101	30	7	.297	434	2
1972	Mike Shoemaker	175	70	14	.400	787	5
1973	Mike Campbell	83	41	4	.494	538	1
1974	Henry Miller	140	61	11	.436	796	6
1975	Henry Miller	150	73	8	.487	886	3
1976	Art Bailey	77	36	8	.467	491	5
1977	Art Bailey	77	33	11	.428	524	4
1978	Tim Morris	139	64	8	.460	839	8
1979	Tony Kapetanias	224	99	13	.441	1,414	3
1980	Danny Barrett	130	73	13	.562	888	3
1981	Danny Barrett	177	92	9	.520	1,186	5
1982	Danny Barrett	324	179	12	.552	2,222	17
1983	Troy Bodine	209	127	8	.608	1,643	13
1984	Troy Bodine	350	171	20	.489	2,056	15
1985	Danny McCain	201	115	5	.572	1,576	12
1986	Danny McCain	369	237	11	.642	2,831	13
1987	Danny McCain	268	158	8	.590	2,013	13
1988	Glenn Farkas	204	114	7	.559	1,279	8
1989	Paul Anderson	163	84	12	.515	982	4
1990	Lance Harp	238	123	14	.517	1,453	8
1991	Lance Harp	204	107	10	.525	1,443	7
1992	Lance Harp	292	151	16	.517	1,785	7
1993	Lance Harp	292	139	7	.476	1,575	9
1994	Eric Vibberts	182	114	8	.626	1,335	6
1995	Eric Vibberts	264	136	19	.515	1,851	10
1996	Chad Plummer	198	102	8	.515	1,335	7
1997	Chad Plummer	190	87	10	.458	1,178	6
1998	Deontey Kenner	270	148	13	.548	2,047	6
1999	Deontey Kenner	379	208	15	.549	2,430	14
2000	Deontey Kenner	265	137	7	.517	1,717	10
2001	Gino Guidugli	317	185	9	.584	2,573	16
2002	Gino Guidugli	472	258	21	.547	3,543	22
2003	Gino Guidugli	425	227	10	.534	2,704	14
2004	Gino Guidugli	342	210	8	.614	2,633	26
2005	Dustin Grutza	300	168	11	.560	1,799	11
2006	Dustin Grutza	225	137	13	.609	1,632	9
2007	Ben Mauk	386	235	9	.609	3,121	31

Ben Mauk



YEAR-BY-YEAR LEADERS

Year	Player	Att	Cmp	Int	Pct.	Yards	TD
2008	Tony Pike	324	199	11	.614	2,407	19
2009	Tony Pike	338	211	6	.624	2,520	29
2010	Zach Collaros	383	225	14	.587	2,902	26

GAME


Passing Attempts

1.	59	Deontey Kenner vs. Southern Miss.	1999
2.	56	Greg Cook vs. Ohio	1968
3.	53	Zach Collaros vs. USF	2010
4.	52	Ben Mauk vs. Southern Miss.	2007
	52	Gino Guidugli vs. UAB	2004
	52	Gino Guidugli vs. Ohio State	2002
	52	Deontey Kenner vs. Ohio State	1999
	52	Greg Cook vs. Miami (OH)	1968
9.	50	Zach Collaros at Connecticut	2010
	50	Deontey Kenner vs. Troy State	1999
	50	Greg Cook vs. North Texas State	1968

Passing Completions

1.	35	Deontey Kenner vs. Southern Miss.	1999
	35	Greg Cook vs. Ohio	1968
3.	32	Tony Pike vs. Illinois	2009
4.	31	Gino Guidugli vs. Army	2001
	31	Greg Cook vs. Miami (OH)	1968
6.	30	Zach Collaros vs. USF	2010
	30	Ben Mauk vs. Southern Miss.	2007
	30	Gino Guidugli vs. USF	2004
	30	Danny McCain vs. Virginia Tech	1986
10.	29	Zach Collaros vs. Connecticut	2009

Greg Cook



10.	29	Gino Guidugli vs. UAB	2004
	29	Gino Guidugli vs. Temple	2003
	29	Gino Guidugli vs. Toledo	2001
	29	Deontey Kenner at Ohio State	1999
	29	Danny McCain at Rutgers	1986

Passing Yards

1.	554	Greg Cook vs. Ohio	1968
2.	480	Zach Collaros vs. Connecticut	2009
3.	463	Zach Collaros vs. USF	2010
4.	431	Ben Mauk vs. Syracuse	2007
5.	407	Deontey Kenner vs. Southern Miss.	1999
	407	Greg Cook vs. Miami (OH)	1968
7.	399	Tony Pike vs. Illinois	2009
	399	Danny McCain vs. Miami (OH)	1987
9.	396	Greg Cook vs. Louisville	1968
10.	377	Gino Guidugli vs. USF	2004

Passing Touchdowns

1.	6	Tony Pike vs. Illinois	2009
2.	5	Zach Collaros at Louisville	2010
	5	Gino Guidugli vs. Southern Miss.	2004
3.	4	Zach Collaros vs. Rutgers	2010
	4	Zach Collaros at Syracuse	2009
	4	Ben Mauk vs. Southern Miss.	2007
	4	Ben Mauk vs. Syracuse	2007
	4	Ben Mauk vs. San Diego State	2007
	4	Gino Guidugli at Army	2004
	4	Gino Guidugli vs. East Carolina	2002
	4	Gino Guidugli vs. Tulane	2001
	4	Danny McCain at East Carolina	1987
	4	Troy Bodine vs. Akron	1984
	4	Danny Barrett vs. Louisville	1982
	4	Tim Morris at Louisiana-Lafayette	1978
	4	Greg Cook vs. Ohio	1968
	4	Greg Cook at North Texas State	1968
	4	Gene Rossi vs. Tulsa	1951
	4	Gene Rossi vs. Xavier	1950

Pass Interceptions

1.	6	Mike Shoemaker vs. Xavier	1972
2.	5	Paul Anderson at West Virginia	1990
	5	Eric Vibberts vs. Toledo	1995
	5	Gino Guidugli vs. North Texas State	2002
	5	Dustin Grutza at Miami (OH)	2005



PASSING RECORDS

SEASON

Passing Attempts

1.	472	Gino Guidugli	2002
2.	425	Gino Guidugli	2003
3.	411	Greg Cook	1968
4.	386	Ben Mauk	2007
5.	383	Zach Collaros	2010
6.	379	Deontey Kenner	1999
7.	369	Danny McCain	1986
8.	350	Troy Bodine	1984
9.	342	Gino Guidugli	2004
10.	338	Tony Pike	2009

Passing Completions


1.	258	Gino Guidugli	2002
2.	237	Danny McCain	1986
3.	235	Ben Mauk	2007
4.	227	Gino Guidugli	2003
5.	225	Zach Collaros	2010
6.	219	Greg Cook	1968
7.	211	Tony Pike	2009
8.	210	Gino Guidugli	2004
9.	208	Deontey Kenner	1999
10.	199	Tony Pike	2008

Passing Yards

1.	3,543	Gino Guidugli	2002
2.	3,272	Greg Cook	1968
3.	3,121	Ben Mauk	2007
4.	2,902	Zach Collaros	2010
5.	2,831	Danny McCain	1986
6.	2,704	Gino Guidugli	2003
7.	2,633	Gino Guidugli	2004
8.	2,573	Gino Guidugli	2001
9.	2,520	Tony Pike	2009
10.	2,430	Deontey Kenner	1999

Passing Completion Percentage (Min. 100 Att.)

1.	.750	Zach Collaros	2009
2.	.642	Danny McCain	1986
3.	.626	Eric Vibberts	1994
4.	.624	Tony Pike	2009
5.	.614	Gino Guidugli	2004
	.614	Tony Pike	2008
7.	.609	Dustin Grutza	2006
	.609	Ben Mauk	2007
9.	.608	Troy Bodine	1983
10.	.593	Nick Davila	2006



Danny McCain

Gino Guidugli



Passing Yards per Completion (Min. 50 Completions)

1.	18.74	Albert Johnson	1969
2.	16.22	Gene Rossi	1951
3.	15.59	Gene Rossi	1952
4.	15.42	Zach Collaros	2009
5.	15.07	Greg Cook	1967
6.	14.98	Mike Murphy	1954
7.	14.97	Tom O'Malley	1949
8.	14.94	Greg Cook	1968
9.	14.71	Gene Rossi	1950
10.	14.54	Brig Owens	1963

Passing Efficiency (Min. 100 Attempts)

1.	195.53	Zach Collaros	2009
2.	151.85	Nick Davila	2006
3.	150.64	Ben Mauk	2007
4.	149.82	Tony Pike	2009
5.	149.74	Gene Rossi	1952
6.	146.48	Gino Guidugli	2004
7.	139.67	Troy Bodine	1983
8.	137.80	Danny McCain	1985
9.	137.52	Gino Guidugli	2001
10.	137.49	Zach Collaros	2010

Passing Touchdowns

1.	31	Ben Mauk	2007
2.	29	Tony Pike	2009
3.	26	Zach Collaros	2010
	26	Gino Guidugli	2004
5.	25	Greg Cook	1968
6.	22	Gino Guidugli	2002
7.	19	Tony Pike	2008
8.	17	Danny Barrett	1982
9.	16	Gino Guidugli	2001
	16	Tom O'Malley	1949

Pass Interceptions


1.	21	Gino Guidugli	2002
2.	20	Troy Bodine	1984
3.	19	Eric Vibberts	1995
4.	17	Greg Cook	1968
5.	16	Lance Harp	1992
6.	15	Deontey Kenner	1999
	15	Tom O'Malley	1949

15	Gene Rossi.....	1951
14	Zach Collaros.....	2010
14	Paul Anderson.....	1991
14	Mike Shoemaker	1972
14	Greg Cook.....	1967

Passing Touchdown-Interception Margin

1.	+23	Tony Pike	2009
2.	+22	Ben Mauk	2007
3.	+18	Gino Guidugli	2004
4.	+12	Zach Collaros	2010
5.	+8	Tony Pike	2008
	+8	Greg Cook	1968
7.	+7	Danny McCain	1985
	+7	Gino Guidugli	2001
	+7	Danny McCain	1985
10.	+5	Albert Johnson	1969
	+5	Danny Barrett	1982
	+5	Troy Bodine	1983
	+5	Danny McCain	1987
	+5	Gino Guidugli	2002
	+5	Nick Davila	2006

Albert Johnson



**CAREER**Passing Attempts

1.	1,556	Gino Guidugli	2001-04
2.	922	Deontey Kenner	1997-2000
3.	899	Danny McCoin	1984-87
4.	788	Lance Harp	1991-93
5.	682	Tony Pike	2007-09
6.	658	Danny Barrett	1980-82
7.	655	Greg Cook	1966-68
8.	646	Dustin Grutza	2005-08
9.	559	Troy Bodine	1983-84
10.	511	Zach Collaros	2008-10

Passing Completions

1.	880	Gino Guidugli	2001-04
2.	544	Danny McCoin	1984-87
3.	498	Deontey Kenner	1997-2000
4.	421	Tony Pike	2007-09
5.	397	Lance Harp	1991-93
6.	388	Dustin Grutza	2005-08
7.	352	Danny Barrett	1980-82
8.	332	Greg Cook	1966-68
9.	319	Zach Collaros	2008-10
10.	298	Troy Bodine	1983-84

Completion Percentage (Min. 200 Att.)

1.	.624	Zach Collaros	2008-10
2.	.617	Tony Pike	2007-09
3.	.609	Ben Mauk	2007
4.	.605	Danny McCoin	1984-87
5.	.601	Dustin Grutza	2005-08
6.	.566	Gino Guidugli	2001-04
7.	.557	Eric Vibberts	1993-95
8.	.551	Jack Lee	1957-59
9.	.540	Deontey Kenner	1997-2000
	.540	Glenn Farkas	1987-90

Passing Yards

1.	11,453	Gino Guidugli	2001-04
2.	6,801	Danny McCoin	1984-87
3.	6,278	Deontey Kenner	1997-2000
4.	5,018	Tony Pike	2007-09
5.	4,906	Greg Cook	1966-68
6.	4,803	Lance Harp	1991-93
7.	4,476	Dustin Grutza	2005-078
8.	4,407	Danny Barrett	1979-82
9.	4,338	Zach Collaros	2008-10
10.	4,003	Gene Rossi	1950-52

Passing Yards Per Completion (Min. 100 Comp.)

1.	16.18	Mike Murphy	1953-55
2.	15.86	Albert Johnson	1969-71
3.	15.58	Gene Rossi	1949-52
4.	14.78	Greg Cook	1966-68
5.	14.38	Tom O'Malley	1947-49
6.	14.33	Brig Owens	1963-64
7.	13.84	Tony Kapetanias	1977-79
8.	13.82	Chad Plummer	1995-98
9.	13.59	Zach Collaros	2008-10
10.	13.28	Ben Mauk	2007

Touchdown Passes

1.	78	Gino Guidugli	2001-04
2.	49	Tony Pike	2007-09
3.	39	Danny McCoin	1984-87
4.	37	Gene Rossi	1949-52
5.	36	Zach Collaros	2008-10
6.	34	Greg Cook	1966-68
7.	31	Ben Mauk	2007
	31	Deontey Kenner	1997-2000
9.	30	Tom O'Malley	1947-49
10.	29	Dustin Grutza	2005-08

Pass Interceptions

1.	48	Gino Guidugli	2001-04
2.	37	Deontey Kenner	1997-2000
	37	Danny Barrett	1979-82
4.	35	Greg Cook	1966-68
5.	34	Gene Rossi	1949-52
	34	Tony Kapetanias	1977-79
7.	33	Lance Harp	1991-93
8.	28	Troy Bodine	1983-84
	28	Henry Miller	1973-76
10.	27	Eric Vibberts	1993-95

Passing Touchdown-Interception Margin

1.	+30	Gino Guidugli	2001-04
2.	+29	Tony Pike	2007-09
3.	+22	Ben Mauk	2007
4.	+20	Zach Collaros	2008-10
5.	+13	Danny McCoin	1984-87

Consecutive 250+ Yard Passing Games

1.	8	Greg Cook	1968
----	---	-----------	------


Tony Pike

**LONGEST PASS PLAY**

1.	95	Greg Cook to Tom Rossley vs. Louisville (TD)	1968
2.	91	Eric Vibberts to James Scott vs. East Carolina (TD)	1994
3.	83	Nick Davila to Brent Celek vs. Rutgers (TD)	2006
4.	82	Eric Vibberts to Robert Tate vs. Kansas (TD)	1995
	82	Brig Owens to Errol Prisky vs. Dayton (TD)	1964
6.	81	Zach Collaros to Armon Binns at Syracuse (TD)	2009
7.	80	Gino Guidugli to Hannibal Thomas vs. Southern Miss.	2004
	80	Lance Harp to Marlon Pearce vs. Rutgers (TD)	1992
	80	Danny McCoin to Jason Stargel vs. Wichita State (TD)	1986
	80	Albert Johnson to Denny Jackson vs. Miami (OH) (TD)	1969
	80	Ben Mauk to Marcus Barnett vs. San Diego State (TD)	2007



Greg Cook



Tom O'Malley



Brig Owens



Nick Davila

**250-YARD PASSING GAMES**

	Yds	Name	Opponent	Date
1.	554	Greg Cook	vs. Ohio	11/16/68
2.	480	Zach Collaros	vs. Connecticut	11/07/09
3.	463	Zach Collaros	vs. USF	10/22/10
4.	431	Ben Mauk	at Syracuse	11/24/07
5.	407	Deontey Kenner	at Southern Miss.	10/23/99
	407	Greg Cook	vs. Miami (OH)	11/23/68
7.	399	Tony Pike	vs. Illinois	11/27/09
	399	Danny McCoin	vs. Miami (OH)	09/26/87
9.	396	Greg Cook	vs. Louisville	11/09/68
10.	377	Gino Guidugli	vs. USF	11/20/04
11.	373	Troy Bodine	vs. Akron	09/08/84
12.	366	Zach Collaros	vs. Rutgers	11/20/10
	362	Tony Pike	at Rutgers	09/07/09
14.	353	Gino Guidugli	vs. Miami (OH)	10/05/02
15.	352	Greg Cook	at Houston	10/04/68
16.	351	Deontey Kenner	vs. UAB	11/04/00
17.	350	Gino Guidugli	at Army	10/09/04
	350	Danny McCoin	at Virginia Tech	09/06/86
19.	348	Gino Guidugli	at Memphis	11/24/01
	348	Deontey Kenner	at Syracuse	10/10/98
21.	343	Deontey Kenner	at Ohio State	09/25/99
22.	338	Danny McCoin	vs. Tennessee Tech	10/31/87
23.	336	Gino Guidugli	vs. Louisville	11/28/03
24.	335	Danny McCoin	at Rutgers	09/20/86
25.	334	Ben Mauk	vs. Southern Miss.	12/22/07
26.	332	Tony Pike	at Oregon State	09/19/09
	332	Gino Guidugli	vs. Rhode Island	11/08/03
28.	324	Gino Guidugli	vs. Ohio State	09/21/02
	324	Ben Mauk	vs. Louisville	10/24/07
30.	323	Ben Mauk	vs. West Virginia	11/17/07
31.	321	Gino Guidugli	vs. Temple	09/20/03
	321	Troy Bodine	vs. Oklahoma State	09/17/83
33.	320	Tony Pike	at Akron	09/27/08
34.	317	Gino Guidugli	at Houston	10/20/01
35.	314	Troy Bodine	vs. Temple	10/08/83
36.	312	Gino Guidugli	at Temple	09/28/02
	312	Gino Guidugli	vs. Tulane	10/06/01
38.	311	Gino Guidugli	at Army	09/08/01
	311	Danny Barrett	vs. Louisville	09/11/82
40.	310	Zach Collaros	at NC State	09/16/10
	310	Greg Cook	at Wichita State	10/19/68
42.	309	Tony Pike	vs. Pittsburgh	11/22/08
43.	308	Gino Guidugli	at Southern Miss.	11/06/04
	308	Lance Harp	vs. Louisville	10/31/92
	308	Greg Cook	vs. Tampa	10/12/68
46.	305	Zach Collaros	vs. Oklahoma	09/25/10
	303	Danny McCoin	vs. Kentucky	09/27/86
48.	302	Tony Pike	at Pittsburgh	12/05/09
	302	Eric Vibberts	vs. Toledo	09/30/95
50.	301	Troy Bodine	at Louisville	09/24/83
51.	300	Tony Pike	vs. Fresno State	09/26/09
	300	Gino Guidugli	vs. UAB	10/02/04
53.	297	Deontey Kenner	vs. Houston	11/14/98
54.	296	Dustin Grutza	vs. Eastern Kentucky	08/28/08
55.	295	Zach Collaros	at Syracuse	10/31/09
	295	Gino Guidugli	at Louisville	10/27/01
57.	294	Eric Vibberts	at Kansas	09/02/95
58.	290	Dustin Grutza	at Miami (OH)	09/15/07
59.	288	Zach Collaros	at Connecticut	11/27/10
	287	Gino Guidugli	vs. TCU	09/02/02
61.	286	Dustin Grutza	at Penn State	09/10/05
62.	283	Gino Guidugli	vs. Toledo	12/29/01
	283	Lance Harp	vs. East Carolina	11/23/91

	Yds	Name	Opponent	Date
64.	282	Jack Lee	at Tulsa	11/07/59
65.	281	Tony Pike	vs. USF	10/30/08
	281	Deontey Kenner	at Memphis	10/17/98
67.	277	Nick Davila	vs. Rutgers	11/18/06
68.	277	Gene Rossi	vs. Tulsa	09/29/51
69.	276	Ben Mauk	vs. Connecticut	11/10/07
70.	275	Zach Collaros	at Louisville	10/15/10
	275	Gino Guidugli	vs. West Virginia	09/14/02
	275	Jack Lee	vs. Marquette	11/14/59
73.	272	Tony Pike	vs. Syracuse	11/29/08
	272	Gino Guidugli	at Memphis	11/22/03
75.	271	Art Bailey	at Southern Miss.	10/02/76
76.	270	Tony Pike	at Miami (OH)	10/03/09
77.	268	Adam Hoover	vs. Houston	10/07/00
	268	Danny McCoin	at East Carolina	10/10/87
	268	Danny McCoin	vs. Miami (OH)	09/13/86
	268	Danny McCoin	vs. Indiana State	11/01/86
	268	Danny McCoin	at Youngstown State	09/14/85
82.	266	Troy Bodine	vs. Youngstown State	09/15/84
83.	264	Greg Cook	at North Texas State	11/02/68
84.	262	Greg Cook	vs. Tulsa	10/26/68
85.	261	Chad Plummer	vs. Tulane	08/30/96
	261	Greg Cook	at Texas Tech	09/21/68
87.	260	Deontey Kenner	at Houston	10/09/99
	260	Danny McCoin	at East Carolina	11/15/86
89.	258	Gino Guidugli	vs. Miami (OH)	09/11/04
90.	256	Paul Anderson	at West Virginia	10/13/90
91.	257	Ben Mauk	at San Diego State	09/29/07
	257	Ben Mauk	at Rutgers	10/06/07
93.	256	Glenn Farkas	at Rutgers	10/01/88
	256	Tom O'Malley	vs. Western Michigan	10/08/49
95.	255	Gene Rossi	vs. West Texas State	10/27/51
96.	254	Gino Guidugli	at TCU	11/15/03
	254	Danny McCoin	at Penn State	10/11/86
	254	Tom O'Malley	vs. Case-Western Reserve	10/22/49
99.	253	Zach Collaros	vs. Louisville	10/24/09
100.	252	Tim Morris	vs. Tulsa	10/21/78
101.	250	Tony Pike	at Louisville	11/14/08
	250	Chad Plummer	vs. Boston College	10/12/96
	250	Eric Vibberts	at Rutgers	10/15/94
	250	Danny McCoin	at Louisville	10/19/85



RECEIVING RECORDS

YEAR-BY-YEAR LEADERS

Year	Player	Rec.	Yards	TD
1947	Alkie Richards	18	400	4
1948	Joe Hauk	20	263	2
1949	Jim Kelly	42	468	2
1950	Jim Kelly	29	455	9
1951	Dick Jarvis	31	554	5
1952	Dom Del Bene	28	372	1
1953	Glen Dillhoff	13	265	2
1954	Ferd Maccioli	13	179	0
1955	Jim Niemann	9	177	0
1956	Gene Johnson	9	200	3
1957	Don Reinhold	9	90	0
1958	Joe Morrison	27	303	3
1959	Ed Kovac	31	332	5
1960	Fred Oblak	23	386	2
1961	Jim Paris	16	185	1
1962	Jim Curry	12	167	0
	Phil Higgins	12	117	0
	Frank Shaut	12	197	1
1963	Jim Curry	39	621	3
1964	Al Nelson	13	133	0
1965	Mike Turner	8	76	2
1966	Ed Ford	25	279	0
1967	Jim O'Brien	26	547	4
1968	Tom Rossley	80	1,072	4
1969	Jim O'Brien	34	631	5
1970	Rod Warren	13	204	1
1971	Steve Cowan	15	226	1
1972	Zeke Harden	29	330	1
1973	Jim Kelly	20	215	0
1974	Jim Kelly	25	345	1
1975	Jim Kelly	31	404	0
1976	Napolean Outlaw	20	309	0
1977	Napolean Outlaw	14	223	2
1978	Allen Harvin	21	150	1
1979	Aaron Hagans	27	531	0
1980	Ralph Williams	34	418	1
1981	Deno Foster	22	427	3
1982	Bill Boozie	36	571	3
1983	Don Goodman	51	343	1
1984	Deno Foster	49	754	7
1985	Joe Hice	27	358	1
1986	Joe Hice	44	584	1
1987	Bill Davis	41	626	4
1988	Al McKinney	31	199	2
1989	Bryant Hatcher	34	520	2
1990	Joe Koynock	44	496	4
1991	Marlon Pearce	42	758	4
1992	Marlon Pearce	56	891	5
1993	Albert Sweet	29	460	6
1994	Anthony Ladd	35	446	3
1995	Robert Tate	46	895	5
1996	Robert Tate	23	247	2
1997	Cornelius Bonner	27	366	1
1998	Chad Plummer	61	852	0
1999	Tony Smikle	45	429	3
2000	Antonio Chatman	46	609	2
2001	LaDaris Vann	73	902	3
2002	LaDaris Vann	71	844	5
2003	George Murray	30	270	0
2004	Hannibal Thomas	64	1,028	9
2005	Derek Ross	33	338	1
2006	Dominick Goodman	40	452	5

Dominick Goodman



YEAR-BY-YEAR LEADERS (CONTINUED)

Year	Player	Rec.	Yards	TD
2007	Dominick Goodman	68	869	8
2008	Dominick Goodman	84	1,028	7
2009	Mardy Gilyard	87	1,191	11
2010	Armon Binns	75	1,101	10

GAME

Receptions

1.	13	Tom Rossley vs. Wichita State	1968
	13	Jon Olinger vs. Miami (OH)	2002
3.	12	Armon Binns vs. USF	2010
	12	Mardy Gilyard vs. Connecticut	2009
	12	LaDaris Vann vs. Tulane	2002
	12	LaDaris Vann vs. Army	2001
	12	Zeke Harden vs. North Texas State	1972
6.	11	Mardy Gilyard vs. Syracuse	2008
	11	Marcus Barnett vs. Syracuse	2007
	11	Marcus Barnett vs. West Virginia	2007
	11	Dominick Goodman vs. Louisville	2007
	11	Jason Collins-Baker vs. Ohio State	1999
	11	Jason Collins-Baker vs. Troy	1999
	11	Chad Plummer vs. Army	1998
	11	Tom Rossley vs. Louisville	1968
	11	Tom Rossley vs. Miami (OH)	1968

Receiving Yards

1.	254	Tom Rossley vs. Louisville	1968
2.	240	Jon Olinger vs. Miami (OH)	2002
3.	212	Jim O'Brien vs. Ohio	1968
4.	210	Marcus Barnett vs. West Virginia	2007
5.	196	Jim O'Brien vs. Tampa	1968
6.	194	Jon Olinger at East Carolina	2002
7.	185	Marlon Pearce vs. Louisville	1992
8.	183	Marlon Pearce vs. East Carolina	1991
9.	177	Robert Tate at Kansas	1995
10.	175	Armon Binns at Louisville	2010
	175	Hannibal Thomas vs. Miami (OH)	2004
	175	Marlon Pearce vs. Akron	1992

Receiving Touchdowns

1.	3	Armon Binns at Louisville	2010
	3	Marcus Barnett vs. Syracuse	2007
	3	Hannibal Thomas vs. Southern Miss.	2004
	3	Jon Olinger at East Carolina	2002
	3	Deno Foster at Louisville	1983
	3	Jim O'Brien vs. Tampa	1968

SEASON

Receptions

1.	87	Mardy Gilyard	2009
2.	84	Dominick Goodman	2008
3.	81	Mardy Gilyard	2008
4.	80	Tom Rossley	1968
5.	75	Armon Binns	2010
6.	73	LaDaris Vann	2001
7.	71	LaDaris Vann	2002
8.	68	Dominick Goodman	2007
9.	64	Hannibal Thomas	2004
10.	62	Marcus Barnett	2007

Receiving Yards

1.	1,276	Mardy Gilyard	2008
2.	1,191	Mardy Gilyard	2009
3.	1,114	Jon Olinger	2002
4.	1,107	Jim O'Brien	1968
5.	1,101	Armon Binns	2010
6.	1,072	Tom Rossley	1968
7.	1,028	Dominick Goodman	2008
	1,028	Hannibal Thomas	2004
9.	902	LaDaris Vann	2001
10.	895	Robert Tate	1995

Yards Per Reception (Min. 20 Rec.)

1.	25.16	Jim O'Brien	1968
2.	21.75	Jason Stargel	1985
3.	21.25	Jason Stargel	1983
4.	21.04	Jim O'Brien	1969
5.	20.62	Jon Olinger	2002
6.	19.67	Aaron Hagans	1979
7.	19.48	Anthony Ladd	1996
8.	19.46	Robert Tate	1995
9.	19.41	Deno Foster	1981
10.	19.19	Jason Stargel	1986





RECEIVING RECORDS

Mardy Gilyard

*Touchdown Receptions*

1.	13	Marcus Barnett.....	2007
2.	12	Jim O'Brien.....	1968
3.	11	Armon Binns.....	2009
	11	Mardy Gilyard.....	2009
	11	Mardy Gilyard.....	2008
6.	10	Armon Binns.....	2010
7.	9	Hannibal Thomas.....	2004
	9	Jim Kelly.....	1950
9.	8	Brent Celek.....	2004
	8	Dominick Goodman.....	2007

CAREER*Receptions*

1.	204	Mardy Gilyard.....	2005; 2007-09
	204	Dominick Goodman.....	2005-08
	204	LaDaris Vann.....	1999-2002
4.	138	Armon Binns.....	2007-10
5.	135	Tye Keith.....	1999-2002
6.	127	Marcus Barnett.....	2007-10
	125	Marlon Pearce.....	1990-92
8.	122	D.J. Woods.....	2008-10
	117	Mardy Gilyard.....	2006-08
10.	111	Roosevelt Mukes.....	1985-88

Receiving Yards

1.	3,003	Mardy Gilyard.....	2005; 2007-09
2.	2,512	Dominick Goodman.....	2005-08
3.	2,483	LaDaris Vann.....	1999-2002
4.	2,285	Jim O'Brien.....	1967-69
5.	2,096	Marlon Pearce.....	1990-92
6.	2,088	Jason Stargel.....	1982-86
7.	2,008	Armon Binns.....	2007-10
	1,849	Deno Foster.....	1981-84
8.	1,832	Tye Keith.....	1999-2002
10.	1,706	D.J. Woods.....	2008-10
	1,669	Jon Olinger.....	1999-2002

Yards Per Reception (Min. 50 Rec.)

1.	21.97	Jim O'Brien.....	1967-69
2.	19.70	Jason Stargel.....	1982-86
3.	18.75	Jon Olinger.....	1999-2002
4.	18.48	Glen Dillhoff.....	1951-54
5.	18.11	Denny Jackson.....	1968-69
6.	17.12	Deno Foster.....	1981-84
7.	16.96	Dick Jarvis.....	1950-51
8.	16.77	Marlon Pearce.....	1990-92
9.	16.76	Hannibal Thomas.....	2003-04
10.	15.50	Mardy Gilyard.....	2005-08

Touchdown Receptions

1.	25	Mardy Gilyard.....	2005; 2007-09
2.	22	Dominick Goodman.....	2005-08
3.	21	Armon Binns.....	2007-10
	21	Jim O'Brien.....	1967-69
5.	17	Marcus Barnett.....	2007-10
	17	Deno Foster.....	1981-84
7.	14	LaDaris Vann.....	1999-2002
	14	Jon Olinger.....	1999-2002
	14	Brent Celek.....	2003-06
10.	13	Roosevelt Mukes.....	1985-88
	13	Hannibal Thomas.....	2003-04
12.	12	D.J. Woods.....	2008-10

Consecutive Games With A Reception

1.	46	LaDaris Vann.....	1999-2002
2.	33	Jason Stargel.....	1982-86
3.	32	Dominick Goodman.....	2005-08
4.	27	Tye Keith.....	2000-02
5.	26	Jon Olinger.....	2001-02
6.	25	Armon Binns.....	2007-10



LaDaris Vann



100-YARD RECEIVING GAMES

	Yds	Name	Opponent	Date
1.	254	Tom Rossley	vs. Louisville	11/09/68
2.	240	Jon Olinger	vs. Miami (OH)	10/05/02
3.	212	Jim O'Brien	vs. Ohio	11/16/68
4.	210	Marcus Barnett	vs. West Virginia	11/17/07
5.	196	Jim O'Brien	vs. Tampa	10/12/68
6.	194	Jon Olinger	at East Carolina	12/06/02
7.	185	Marlon Pearce	vs. Louisville	10/31/92
8.	183	Marlon Pearce	vs. East Carolina	11/23/91
9.	177	Mardy Gilyard	vs. Fresno State	09/26/09
	177	Robert Tate	vs. Toledo	09/30/95
11.	175	Armon Binns	at Louisville	10/15/10
	175	Marlon Pearce	vs. Akron	11/21/92
	175	Hanibal Thomas	vs. Miami (OH)	09/11/04
14.	174	Marcus Barnett	vs. USF	10/22/10
	173	Hanibal Thomas	at Memphis	11/22/03
16.	172	Mardy Gilyard	vs. Connecticut	11/07/09
	171	D.J. Woods	vs. Oklahoma	09/25/10
	169	Robert Tate	at Kansas	09/02/95
19.	168	Hanibal Thomas	vs. Southern Miss.	11/06/04
20.	166	Derrick Stewart	at Connecticut	11/25/06
21.	165	Robert Tate	vs. Troy State	11/05/94
	165	Jason Stargell	vs. Kentucky	09/27/86
23.	163	Denny Jackson	vs. Miami (OH)	11/22/69
24.	162	Hanibal Thomas	vs. USF	11/20/04
	162	Jim Curry	at Tulsa	10/12/63
26.	160	Chad Plummer	vs. Miami (FL)	09/12/98
	160	Cornelius Bonner	at Louisville	10/03/98
28.	158	Armon Binns	vs. USF	10/22/10
	158	Mardy Gilyard	vs. Virginia Tech	01/01/09
30.	155	Deno Foster	vs. Louisville	09/11/82
31.	153	Tom Rossley	vs. Ohio	11/16/68
32.	149	Ben Guidugli	vs. Illinois	11/27/09
	149	Deno Foster	vs. Akron	09/08/84
34.	148	Tom Rossley	at Wichita State	10/19/68
	148	Marlon Pearce	at East Carolina	10/17/92
36.	146	D.J. Woods	at NC State	09/16/10
	146	Mardy Gilyard	at Akron	09/27/08
	146	Jim Curry	at Indiana	10/26/63
39.	145	Jason Stargell	at Wichita State	10/25/86
40.	144	Dominick Goodman	vs. Eastern Kentucky	08/28/08
	144	Jon Olinger	at Memphis	11/24/01
41.	143	Robert Tate	at Northern Illinois	10/28/95
42.	142	Napoleon Outlaw	at Southern Miss.	10/02/76
43.	141	LaDaris Vann	at Temple	09/28/02
	141	Bill Booze	vs. Oklahoma State	09/17/83
	141	Dominick Goodman	vs. Louisville	10/13/07
46.	139	Armon Binns	vs. Rutgers	11/20/10
	138	Armon Binns	at Syracuse	10/31/09
	138	Hanibal Thomas	vs. Army	10/09/04
	138	Cornelius Bonner	vs. Houston	11/14/98
50.	137	D.J. Woods	vs. USF	10/22/10
	136	Mardy Gilyard	at Hawai'i	12/06/08
	136	Tom Rossley	vs. Miami (OH)	11/23/68
53.	134	Dominick Goodman	at Louisville	11/14/08
	134	Mardy Gilyard	vs. SE Missouri St.	08/30/07
	134	LaDaris Vann	at Army	09/08/01
56.	133	Jim O'Brien	vs. North Texas State	11/01/69
57.	132	Dick Jarvis	vs. Tulsa	09/29/51
58.	131	Deno Foster	at Miami (OH)	11/21/81
59.	130	LaDaris Vann	vs. Louisville	10/27/01
	130	Antonio Chatman	at Southern Miss.	10/23/99
	130	Albert Sweet	vs. Ball State	10/16/93
62.	129	Joe Hice	at Virginia Tech	09/06/86
63.	128	Chad Plummer	at Army	09/19/98
	128	Jon Olinger	vs. TCU	09/02/02
65.	127	Sean Stewart	vs. Ball State	10/16/93

	Yds	Name	Opponent	Date
66.	127	Dominick Goodman	vs. Connecticut	11/10/07
67.	127	Marcus Barnett	at Syracuse	11/24/07
68.	126	Bill Booze	vs. Louisville	09/11/82
69.	125	Bill Davis	vs. Miami (OH)	09/26/87
70.	124	Deno Foster	at Temple	11/03/84
	124	Marlon Pearce	vs. Rutgers	11/07/92
	124	Bill Poland	at USF	11/19/05
	124	Jim Kelly	at Miami (OH)	11/22/75
	124	Tye Keith	vs. Tulane	10/06/01
	124	Gene Johnson	vs. Miami (OH)	11/27/58
76.	123	Glen Dillhoff	at Case-Western Rsv.	11/01/52
77.	122	Damon Bryant	at Virginia Tech	10/19/91
78.	120	Joe Koynock	at East Carolina	10/20/90
	120	Jim O'Brien	vs. Wichita State	10/18/69
	120	Joe Koynock	at West Virginia	10/13/90
	120	Denny Jackson	at Tulsa	10/25/69
82.	119	Mardy Gilyard	at Oklahoma	09/06/08
	119	Antonio Chatman	at Wisconsin	09/16/00
	119	Fred Oblak	at Tulsa	11/07/59
	119	Cornelius Bonner	at Syracuse	10/10/98
	119	Roosevelt Mukes	vs. Tennessee Tech	10/31/87
	119	Fred Oblak	vs. Miami (OH)	11/17/60
88.	118	Mardy Gilyard	at Pittsburgh	12/05/09
	117	D.J. Woods	at Oregon State	09/19/09
	117	Jim O'Brien	vs. Miami (OH)	11/23/68
	117	Jason Stargell	vs. Temple	10/08/83
92.	116	Marlon Pearce	at Kentucky	11/02/91
	116	Jim O'Brien	at Texas Tech	09/21/68
94.	115	Armon Binns	at West Virginia	11/13/10
	115	Armon Binns	vs. Miami (OH)	10/09/10
	115	Anthony Ladd	vs. Syracuse	09/10/94
	115	Jim O'Brien	vs. North Texas State	10/28/67
98.	114	Mardy Gilyard	vs. Syracuse	11/29/08
	114	Jim O'Brien	vs. Miami (OH)	11/18/67
100.	113	Dick Jarvis	vs. West Texas State	10/27/51
101.	112	Tye Keith	vs. Houston	10/07/00
102.	111	Mardy Gilyard	vs. SEMO	09/12/09
	111	LaDaris Vann	at Houston	10/09/99
	111	Deno Foster	vs. Youngstown State	09/25/82
105.	110	Mardy Gilyard	vs. Pittsburgh	11/22/08
	110	Tom Rossley	vs. Tulsa	10/26/68
	110	Tom Rossley	at Tulsa	10/21/67
	110	Bob Stratton	vs. Xavier	11/18/50
109.	109	Dominick Goodman	vs. Western Michigan	01/06/07
	109	Jim O'Brien	vs. Louisville	11/09/68
	109	Connor Barwin	at Miami (OH)	09/15/07
112.	108	Armon Binns	vs. Connecticut	11/07/09
	108	Jim Kelly	at Kentucky	10/29/49
	108	Tom Rossley	at Houston	10/04/68
	108	Ed Ford	vs. Miami (OH)	11/26/66
116.	107	Armon Binns	at Connecticut	11/27/10
	107	LaDaris Vann	at East Carolina	11/13/99
118.	106	Zeke Harden	at North Texas State	11/04/72
	106	LaDaris Vann	at Ohio State	09/25/99
120.	105	Antonio Chatman	vs. Louisville	11/06/99
	105	Jim O'Brien	at Wichita State	10/19/68
122.	104	Armon Binns	at Pittsburgh	12/05/09
	104	Jason Collins-Baker	vs. Kent State	09/04/99
	104	Cornelius Bonner	at Tulane	09/06/97
	104	Harold Lee	vs. Louisville	11/20/76
126.	103	Bill Davis	at West Virginia	10/17/87
	103	LaDaris Vann	vs. East Carolina	11/10/01
	103	Derick Ross	at Miami (OH)	09/27/03
	103	Aaron Hagans	at Pittsburgh	10/13/79
	103	Steve Cowan	vs. Xavier	10/09/71
131.	102	Mardy Gilyard	vs. Illinois	11/27/09

	Yds	Name	Opponent	Date
132.	102	Hanibal Thomas	vs. Marshall	12/23/04
	102	LaDaris Vann	vs. Purdue	09/02/01
134.	102	Tye Keith	at Houston	10/20/01
135.	101	Dominick Goodman	vs. Pittsburgh	11/22/08
	101	Mardy Gilyard	vs. Eastern Kentucky	08/28/08
	101	Bob Milner	vs. Louisville	11/12/66
	101	Bill Davis	at East Carolina	10/10/87
	101	Dominick Goodman	at San Diego State	09/29/07
140.	100	Chad Plummer	at Memphis	10/17/98
	100	Steve Sanders	vs. Miami (OH)	09/26/87
	100	Robert Tate	vs. Southern Miss.	10/07/95
	100	Mardy Gilyard	at USF	11/03/07



ALL-PURPOSE/TOTAL OFFENSE RECORDS

TOTAL OFFENSE YEAR-BY-YEAR

Year	Player	Plays	Yards
1947	Tom O'Malley	81	634
1948	Tom O'Malley	174	885
1949	Tom O'Malley	259	1,466
1950	Gene Rossi	189	945
1951	Gene Rossi	247	1,431
1952	Gene Rossi	243	1,588
1953	Mike Murphy	123	861
1954	Mike Murphy	149	812
1955	Joe Miller *	90	399
1956	Joe Morrison	139	607
1957	Jack Lee	83	401
1958	Jack Lee	191	1,115
1959	Jack Lee	298	1,528
1960	Larry Harp	137	644
1961	Larry Harp	128	368
1962	Bruce Vogelgesang	121	425
1963	Brig Owens	245	1,530
1964	Brig Owens	258	1,448
1965	Bill Bailey *	139	694
1966	Tony Jackson	237	1,017
1967	Greg Cook	232	1,172
1968	Greg Cook	507	3,210
1969	Al Johnson	252	1,135
1970	Steve Cowan *	241	1,235
1971	Al Johnson	273	990
1972	Reggie Harrison *	173	844
1973	Reggie Harrison *	211	883
1974	Henry Miller	219	812
1975	Henry Miller	220	859
1976	Art Bailey	157	656
1977	Art Bailey	168	846
1978	Allen Harvin *	233	1,283
1979	Tony Kapetanis	317	1,460
1980	James Bettis *	212	1,106
1981	Danny Barrett	266	1,182
1982	Danny Barrett	398	2,181
1983	Troy Bodine	252	1,551
1984	Troy Bodine	413	2,076
1985	Danny McCoin	247	1,398
1986	Danny McCoin	439	2,585
1987	Danny McCoin	328	1,950
1988	Glenn Farkas	256	1,183
1989	Glenn Farkas	236	999
1990	Paul Anderson	345	1,556
1991	Lance Harp	255	1,469
1992	Lance Harp	347	1,818
1993	Lance Harp	353	1,622
1994	Eric Vibberts	213	1,231
1995	Eric Vibberts	292	1,738
1996	Chad Plummer	298	1,586
1997	Chad Plummer	339	1,784
1998	Deontey Kenner	295	2,067
1999	Deontey Kenner	433	2,642
2000	Deontey Kenner	292	1,750
2001	Gino Guidugli	364	2,498
2002	Gino Guidugli	541	3,570
2003	Gino Guidugli	501	2,870
2004	Gino Guidugli	385	2,723
2005	Dustin Grutza	406	1,827
2006	Dustin Grutza	310	1,878
2007	Ben Mauk	486	3,498
2008	Tony Pike	380	2,454

TOTAL OFFENSE YEAR-BY-YEAR

Year	Player	Plays	Yards
2009	Tony Pike	369	2,526
2010	Zach Collaros	504	3,104

* - denotes running back, others are quarterbacks

ALL-PURPOSE YARDS (Rushing, Receiving and Returns)

Game

1.	381	Mardy Gilyard at Pittsburgh	2009
2.	365	Mardy Gilyard at Oklahoma	2008
3.	333	Robert Tate at Kansas	1995
4.	316	Robert Tate vs. Toledo	1995
5.	306	Bob Hynes vs. Case-Western Reserve	1923
6.	303	Mardy Gilyard vs. Connecticut	2009
7.	294	Clem Turner vs. Kansas State	1966
8.	291	D.J. Woods vs. Rutgers	2010
	288	Reggie Taylor vs. Miami (OH)	1986
10.	283	D.J. Woods, vs. Oklahoma	2010
	283	LaDaris Vann at East Carolina	1999

Season

1.	2,690	Mardy Gilyard	2009
2.	2,280	Mardy Gilyard	2008
3.	1,859	D.J. Woods	2010
4.	1,729	DeMarco McCleskey	2002
5.	1,685	Robert Tate	1995
6.	1,643	Reggie Taylor	1986
7.	1,572	Roger Stephens	1947
8.	1,471	Reggie Taylor	1985
9.	1,461	Allen Harvin	1978
10.	1,425	Robert Cooper	1999

Career

1.	5,945	Mardy Gilyard	2005-09
2.	5,322	Reggie Taylor	1983-86
3.	4,113	DeMarco McCleskey	1998, 2000-02
4.	4,036	Al McKinney	1985-88
5.	3,738	Dominick Goodman	2005-08
6.	3,663	Allen Harvin	1978-82
7.	3,542	Robert Cooper	1996-99
8.	3,308	Robert Tate	1993-96
9.	3,194	James Bettis	1978-81
10.	3,174	David Small	1991-93

TOTAL OFFENSE (Rushing and Passing)

GAME

Total Plays

1.	64	Ben Mauk vs. Southern Miss.	2007
	64	Greg Cook vs. Ohio	1968
3.	62	Deontey Kenner at Southern Miss.	1999
4.	60	Deontey Kenner at Ohio State	1999
5.	59	Gino Guidugli vs. UAB	2004
6.	58	Gino Guidugli vs. Ohio State	2002
	58	Deontey Kenner vs. Troy	1999
8.	57	Gino Guidugli vs. Temple	2003
9.	56	Greg Cook vs. Miami (OH)	1968
10.	54	Ben Mauk vs. Louisville	2007
	54	Gino Guidugli vs. Miami (OH)	2002

Total Yards

1.	555	Zach Collaros vs. Connecticut	2009
2.	525	Greg Cook vs. Ohio	1968
3.	490	Zach Collaros vs. USF	2010
4.	436	Ben Mauk vs. Syracuse	2007
5.	426	Deontey Kenner at Southern Miss.	1999
6.	412	Bob Hynes vs. Case-Western Reserve	1923
7.	407	Deontey Kenner at Ohio State	1999
8.	404	Gino Guidugli vs. Louisville	2003
9.	392	Gino Guidugli vs. Temple	2003
10.	379	Greg Cook vs. Miami (OH)	1968

SEASON

Total Plays

1.	541	Gino Guidugli	2002
2.	507	Greg Cook	1968
3.	501	Gino Guidugli	2003
4.	486	Ben Mauk	2007
5.	439	Danny McCoin	1986
6.	433	Deontey Kenner	1999
7.	413	Troy Bodine	1984
8.	398	Danny Barrett	1982
9.	385	Gino Guidugli	2004
10.	380	Tony Pike	2008

Total Yards

1.	3,570	Gino Guidugli	2002
2.	3,498	Ben Mauk	2008
3.	3,210	Greg Cook	1968
4.	2,870	Gino Guidugli	2003
5.	2,723	Gino Guidugli	2004
6.	2,642	Deontey Kenner	1999
7.	2,585	Danny McCoin	1986
8.	2,498	Gino Guidugli	2001
9.	2,454	Tony Pike	2008
10.	2,181	Danny Barrett	1982

CAREER

Total Plays

1.	1,791	Gino Guidugli	2001-04
2.	1,091	Danny McCoin	1984-87
3.	1,035	Deontey Kenner	1997-2000
4.	955	Lance Harp	1991-93
5.	892	Danny Barrett	1979-82
6.	869	Dustin Grutza	2005-08
7.	876	Reggie Taylor	1983-86
8.	849	Albert Johnson	1968-71
9.	822	Greg Cook	1966-68
10.	811	Chad Plummer	1995-98

Total Yards

1.	11,661	Gino Guidugli	2001-04
2.	6,558	Deontey Kenner	1997-2000
3.	6,210	Danny McCoin	1984-87
4.	5,018	Tony Pike	2007-09
5.	4,913	Zach Collaros	2008-10
6.	4,909	Lance Harp	1991-93
7.	4,760	Greg Cook	1965-68
8.	4,476	Dustin Grutza	2005-08
9.	4,287	Danny Barrett	1979-82
10.	4,279	Chad Plummer	1995-98



SCORING RECORDS

YEAR-BY-YEAR LEADERS

Year	Player	TD	FG	I--PAT--I		Points
				1	2	
1947	Alkie Richards	8	0	0	0	48
	Roger Stephens	8	0	0	0	48
1948	Jim Dougherty	4	0	0	0	24
1949	Bob Stratton	6	0	0	0	36
1950	Jim Kelly	9	0	1	0	55
1951	Bob Dougherty	11	0	0	0	66
1952	Joe Delaney	9	0	0	0	54
1953	Joe Concilla	9	0	0	0	54
1954	Joe Miller	11	0	0	0	66
1955	Joe Miller	3	0	0	0	18
	Jim Niemann	3	0	0	0	18
1956	Joe Morrison	7	0	0	0	42
1957	Barry Maroney	5	0	0	0	30
1958	Joe Morrison	9	0	0	1	56
1959	Ed Kovac	15	0	0	0	90
1960	Fred Oblak	7	0	0	0	42
1961	Fred Hynoski	3	0	0	0	18
1962	Royce Starks	6	0	4	2	44
1963	Brig Owens	6	0	2	0	38
	Pete Rekstis	6	0	0	1	38
1964	Al Nelson	13	0	0	2	82
1965	Bill Bailey	7	0	0	0	42
1966	Clem Turner	7	1	2	0	47
1967	Lloyd Pate	6	0	0	1	38
1968	Jim O'Brien	12	13	31	0	142
1969	Jim O'Brien	5	7	19	0	70
1970	Steve Cowan	9	0	0	0	54
1971	Reggie Harrison	9	0	0	0	54
1972	Reggie Harrison	6	0	0	0	36
1973	Reggie Harrison	11	0	0	0	66
1974	Dan Shepherd	0	10	25	0	55
1975	Dan Shepherd	0	15	14	0	59
1976	Steve Schultz	0	12	24	0	60
1977	Steve Schultz	0	7	31	0	52
1978	Steve Schultz	0	11	26	0	59
1979	Tony Kapetanias	11	0	0	0	66
1980	Rich Karlis	0	10	12	0	42
1981	Jim Fogler	0	7	18	0	39
1982	Jim Fogler	0	14	29	0	71
1983	Mike Morton	0	11	21	0	54
1984	Reggie Taylor	10	0	0	0	60
1985	Robert Barone	0	11	22	0	59
1986	Reggie Taylor	11	0	0	0	66
1987	Phil Insalaco	0	8	26	0	50
1988	Phil Insalaco	0	9	22	0	49
1989	Chad Volland	0	9	12	0	39
1990	David Rowe	0	7	13	0	34
1991	David Rowe	0	12	17	0	53
1992	David Small	12	0	0	0	72
1993	David Small	17	0	0	0	102
1994	Paul Blackwood	7	0	0	0	42
1995	Eric Richards	0	16	27	0	75
1996	Eric Richards	0	13	26	0	65
1997	Eric Richards	0	12	26	0	62
1998	DeMarco McCleskey	11	0	0	0	66
1999	Robert Cooper	9	0	0	0	54
2000	Jonathan Ruffin	0	26	26	0	104
2001	Jonathan Ruffin	0	12	36	0	72
2002	DeMarco McCleskey	17	0	0	0	102
2003	Richard Hall	10	0	0	0	60
2004	Kevin Lovell	0	11	39	0	72

YEAR-BY-YEAR LEADERS

Year	Player	TD	FG	I--PAT--I		Points
				1	2	
2005	Bradley Glatthaar	7	0	0	0	42
2006	Kevin Lovell	0	18	23	0	82
2007	Jake Rogers	0	11	51	0	84
	Marcus Barnett	14	0	0	0	84
2008	Jacob Rogers	0	16	34	0	82
2009	Jacob Rogers	0	13	63	0	102
2010	Jacob Rogers	0	11	38	0	71

GAME

Total Points

1.	51	Ike Stewart vs. Transylvania.....	1912
2.	36	Bob Heuck vs. Transylvania.....	1912
3.	25	Jim O'Brien vs. Louisville.....	1968
4.	24	DeMarco McCleskey at Arkansas State ...	1998
	24	DeMarco McCleskey vs. Houston.....	1998
	24	David Small at Houston.....	1993
	24	David Small vs. Kent State.....	1992

Touchdowns

1.	8	Ike Stewart vs. Transylvania.....	1912
2.	6	Bob Heuck vs. Transylvania.....	1912
3.	5	Isaiah Pead vs. Rutgers.....	2010
	4	DeMarco McCleskey at Arkansas State ...	1998
	4	DeMarco McCleskey vs. Houston.....	1998
	4	David Small vs. Houston.....	1993
	4	David Small vs. Kent State.....	1993

Extra Points Made

1.	12	Alonzo Weiss vs. Transylvania.....	1912
2.	9	Jacob Rogers vs. Rutgers.....	2010
	9	Steve Schultz vs. Louisiana-Monroe.....	1977
4.	7	Kevin Lovell at Southern Miss.....	2004
	7	Jonathan Ruffin at Miami (OH).....	1999
	7	Phil Insalaco vs. Austin Peay.....	1988
	7	Jake Rogers vs. San Diego State.....	2007
	7	Jake Rogers vs. Syracuse.....	2007

Field Goals Made

1.	4	Jacob Rogers vs. Connecticut.....	2009
	4	Kevin Lovell at Connecticut.....	2006
	4	Chris Manfredini vs. Louisville.....	2003
	4	Jonathan Ruffin at Hawai'i.....	2002
	4	Jonathan Ruffin at Tulane.....	2000
	4	Jonathan Ruffin vs. UAB.....	2000
	4	Phil Insalaco vs. Indiana State.....	1988
	4	Steve Schultz vs. Vanderbilt.....	1976

SEASON

Total Points

1.	142	Jim O'Brien.....	1968
2.	104	Jonathan Ruffin.....	2000
3.	102	Jacob Rogers.....	2009
	102	DeMarco McCleskey.....	2002
	102	David Small.....	1993
6.	101	Jonathan Ruffin.....	2002
7.	90	Ed Kovac.....	1959
8.	84	Marcus Barnett.....	2007
	84	Jacob Rogers.....	2007
	84	Tom Dallen.....	1993

Touchdowns

1.	17	DeMarco McCleskey.....	2002
	17	David Small.....	1993
3.	15	Ed Kovac.....	1959
4.	14	Marcus Barnett.....	2007
5.	13	Mardy Gilyard.....	2009
	13	Mardy Gilyard.....	2008
	13	Al Nelson.....	1964
8.	12	David Small.....	1992
	12	Jim O'Brien.....	1968
10.	11	Armon Binns.....	2009
	11	DeMarco McCleskey.....	1998
	11	Reggie Taylor.....	1986
	11	Tony Kapetanias.....	1979
	11	Reggie Harrison.....	1973
	11	Joe Miller.....	1954
	11	Bob Dougherty.....	1951

Extra Points Made

1.	63	Jacob Rogers.....	2009
2.	51	Jacob Rogers.....	2007
3.	44	Jonathan Ruffin.....	2002
4.	39	Kevin Lovell.....	2004
5.	38	Jacob Rogers.....	2010
6.	36	Jonathan Ruffin.....	2001
7.	34	Jacob Rogers.....	2008
8.	33	Tom Dallen.....	1993
9.	31	Steve Schultz.....	1977
	31	Jim O'Brien.....	1968

Extra Points Attempted

1.	68	Jacob Rogers.....	2009
	54	Jacob Rogers.....	2007
3.	46	Jonathan Ruffin.....	2002
4.	40	Jacob Rogers.....	2010
	40	Kevin Lovell.....	2004
6.	39	Ralph Pisanelli.....	1952
7.	36	Jacob Rogers.....	2008
	36	Jonathan Ruffin.....	2001
9.	35	Tom Dallen.....	1993
10.	34	Jim Fogler.....	1982

Extra Point Percentage (min. 20 att.)

1.	1.000	Mike Morton (21-of-21).....	1983
	1.000	Robert Barone (22-of-22).....	1985
	1.000	Steve Schultz (24-of-24).....	1976
	1.000	Phil Insalaco (26-of-26).....	1987
	1.000	Eric Richards (26-of-26).....	1996
	1.000	Jonathan Ruffin (36-of-36).....	2001
	1.000	Kevin Lovell (28-of-28).....	2006
2.	.975	Kevin Lovell (39-of-40).....	2004
3.	.964	Eric Richards (27-of-28).....	1995
4.	.963	Jonathan Ruffin (26-of-27).....	2000
	.963	Eric Richards (26-of-27).....	1997

Field Goals Made

1.	26	Jonathan Ruffin.....	2000
2.	19	Jonathan Ruffin.....	2002
3.	18	Kevin Lovell.....	2006
4.	17	Tom Dallen.....	1993
5.	16	Jacob Rogers.....	2008
	16	Eric Richards.....	1995
7.	15	Dan Shepherd.....	1975
8.	14	Jim Fogler.....	1982



SCORING RECORDS

Field Goals Attempted

1.	29	Jonathan Ruffin	2000
2.	28	Steve Schultz	1976
3.	25	Jim O'Brien	1968
4.	24	Eric Richards	1995
5.	23	Jake Rogers	2008
	23	Kevin Lovell	2006
7.	22	Jonathan Ruffin	2002
	22	Tom Dallen	1993
	22	Dan Shepherd	1975

Field Goal Percentage

1.	.909	Chris Manfredini (10-of-11)	2003
2.	.897	Jonathan Ruffin (26-of-29)	2000
3.	.864	Jonathan Ruffin (19-of-22)	2002
4.	.786	Jacob Rogers (11-of-14)	2010
	.786	Steve Schultz (11-of-14)	1978
5.	.783	Kevin Lovell (18-of-23)	2006

Consecutive Games with a Field Goal

1.	11	Jonathan Ruffin	2000
2.	10	David Rowe	1991
3.	8	Jonathan Ruffin	2002
4.	7	Jonathan Ruffin	2001
	7	Jim Fogler	1982
	7	Eric Richards	1996

Points Scored By Kicking

1.	104	Jonathan Ruffin	2000
2.	102	Jacob Rogers	2009
	101	Jonathan Ruffin	2002
4.	84	Jake Rogers	2007
	84	Tom Dallen	1993
6.	82	Jake Rogers	2008
	82	Kevin Lovell	2006
8.	75	Eric Richards	1995
9.	72	Kevin Lovell	2004
	72	Jonathan Ruffin	2001

CAREER

Total Points

1.	339	Jacob Rogers	2007-10
2.	315	Jonathan Ruffin	1999-2002
3.	248	DeMarco McCleskey	1998, 2000-02
4.	247	Jim O'Brien	1967-69
5.	203	Steve Schultz	1976-79
6.	202	Eric Richards	1994-97
7.	198	David Small	1991-93
8.	184	Kevin Lovell	2004-06
9.	162	Reggie Taylor	1983-86
10.	160	Phil Insalaco	1986-88

Touchdowns

1.	41	DeMarco McCleskey	1998, 2000-02
2.	33	David Small	1991-93
3.	27	Reggie Harrison	1971-73
4.	31	Mardy Gilyard	2005-09
	26	Reggie Taylor	1983-86
	26	Bob Heuck	1910-12
7.	22	Dominick Goodman	2005-08
8.	21	Armon Binns	2007-10
	21	Jim O'Brien	1967-69
	21	Joe Morrison	1956-58
	21	Joe Concilla	1951-53
	21	Bradley Glatthaar	2004-07

Extra Points Made

1.	186	Jacob Rogers	2007-10
	129	Jonathan Ruffin	1999-2002
3.	98	Steve Schultz	1976-79
4.	85	Kevin Lovell	2004-06
5.	79	Eric Richards	1994-97
6.	76	Phil Insalaco	1986-88
7.	61	Jim O'Brien	1967-69
8.	51	Tom Dallen	1993-94
9.	50	Ralph Pisanelli	1952-53
10.	47	Jim Fogler	1981-82

Extra Points Attempted

1.	195	Jacob Rogers	2007-10
2.	134	Jonathan Ruffin	1999-2002
3.	103	Steve Schultz	1976-79
4.	86	Kevin Lovell	2004-06
5.	81	Eric Richards	1994-97
6.	79	Phil Insalaco	1986-88
7.	68	Jim O'Brien	1967-69
8.	66	Ralph Pisanelli	1952-53
9.	54	Jim Fogler	1981-82
10.	53	Tom Dallen	1993-94

Extra Point Percentage (Min. 30 Att.)

1.	.988	Kevin Lovell (85-of-86)	2004-06
2.	.978	Eric Richards (89-of-91)	1994-97
3.	.974	Mike Morton (37-of-38)	1983-84
4.	.963	Jonathan Ruffin (129-of-134)	1999-2002
5.	.962	Tom Dallen (51-of-53)	1993-94
	.962	Phil Insalaco (76-of-79)	1986-88

Consecutive Extra Points Made

1.	82	Kevin Lovell	2004-06
2.	65	Jonathan Ruffin	2000-2002
3.	64	Jacob Rogers	2008-09
4.	63	Eric Richards	1994-97
5.	38	Phil Insalaco	1986-88
6.	37	Jacob Rogers	2007
7.	35	Jacob Rogers	2009
	36	Mike Morton	1983-84
8.	25	Tom Dallen	1993-94
9.	24	Steve Schultz	1976

Field Goals Made

1.	62	Jonathan Ruffin	1999-2002
2.	51	Jacob Rogers	2007-10
3.	41	Eric Richards	1994-97
4.	35	Steve Schultz	1976-79
5.	33	Kevin Lovell	2004-06
6.	28	Phil Insalaco	1986-88
7.	25	Dan Shepherd	1973-75
8.	23	Tom Dallen	1993-94
9.	21	Jim Fogler	1981-82

Field Goals Attempted

1.	79	Jonathan Ruffin	1999-2002
2.	75	Jacob Rogers	2007-10
3.	68	Steve Schultz	1976-79
4.	62	Eric Richards	1994-97
5.	47	Kevin Lovell	2004-06
6.	44	Jim O'Brien	1967-69
7.	42	Jake Rogers	2007-08
8.	41	Phil Insalaco	1986-88
	41	Sal Casola	1972-73

Field Goal Percentage

1.	.785	Jonathan Ruffin (62-of-79)	1999-2002
2.	.731	David Rowe (19-of-26)	1990-91
3.	.714	Dan Shepherd (25-of-35)	1973-75
4.	.702	Kevin Lovell (33-of-47)	2004-06
5.	.683	Phil Insalaco (28-of-41)	1986-88
6.	.680	Jacob Rogers (51-of-75)	2007-10
7.	.677	Jim Fogler (21-of-31)	1981-83
8.	.676	Tom Dallen (23-of-34)	1993-94
9.	.672	Eric Richards (41-of-61)	1994-97
10.	.643	Jake Rogers (27-of-42)	2007-08

Consecutive Field Goals Made

1.	13	Jake Rogers	2007-08
	13	Jonathan Ruffin	2002
3.	12	Jonathan Ruffin	2000
4.	11	Kevin Lovell	2006
5.	8	Jonathan Ruffin	2001
	8	Eric Richards	1997
7.	7	Jonathan Ruffin	2000
	7	Phil Insalaco	1987
	7	Kevin Lovell	2005-06
10.	6	Eric Richards	1995
	6	Mike Morton	1983

Points Scored By Kicking

1.	339	Jacob Rogers	2007-10
2.	315	Jonathan Ruffin	1999-2002
3.	203	Steve Schultz	1976-79
4.	202	Eric Richards	1994-97
5.	184	Kevin Lovell	2004-06
6.	160	Phil Insalaco	1986-88
7.	121	Jim O'Brien	1967-69
8.	120	Tom Dallen	1993-94
9.	114	Dan Shepherd	1973-75
10.	110	Jim Fogler	1981-82

Consecutive Games Scored In

1.	47	Jonathan Ruffin	1999-2002
2.	37	Jacob Rogers	2007-10
3.	24	Jim O'Brien	1968-69
4.	19	Eric Richards	1996-97

Longest Field Goals Made

1.	58	Jon Bacon vs. Miami (OH)	1994
2.	55	Jake Rogers vs. Oregon State	2007
3.	54	Jake Rogers at Connecticut	2008
	54	Dan Shepherd vs. Tulsa	1975
5.	53	Jake Rogers at Hawai'i	2008
	53	Sal Casola vs. Memphis	1973
7.	51	Steve Schultz vs. Miami (OH)	1976
8.	50	Jake Rogers vs. Rutgers	2008
	50	Eric Richards vs. Southern Miss.	1997
	50	Phil Insalaco vs. Miami (OH)	1988



PUNTING RECORDS

YEAR-BY-YEAR LEADERS

Year	Player	Punts	Yards	Avg.
1947	Tom O'Malley	38	1,368	36.0
1948	Tom O'Malley	47	1,558	33.0
1949	Tom O'Malley	58	1,870	32.2
1950	Jack Delaney	30	1,098	36.6
1951	John Mooth	43	1,624	37.8
1952	Jack Delaney	30	1,098	36.6
1953	Dick Goist	21	752	35.8
1954	Jim Niemann	8	323	40.4
1955	Jim Niemann	23	878	38.2
1956	Jim Niemann	24	964	40.2
1957	Larry DeVincentis	39	1,592	40.8
1958	Gene Johnson	36	1,265	35.1
1959	Dave Ritchie	31	1,172	37.8
1960	Dave Ritchie	47	1,833	39.0
1961	Fred Hynoski	34	1,311	38.6
1962	Fred Hynoski	39	1,364	35.0
1963	Brig Owens	34	1,285	37.8
1964	Brig Owens	33	1,208	36.6
1965	Steve Schweitzer	49	1,923	39.2
1966	Jim Denk	64	2,406	37.6
1967	Tom Chlebeck	37	1,295	35.0
1968	Benny Rhoads	45	1,911	42.5
1969	Benny Rhoads	70	2,703	38.6
1970	Clem Fennell	70	2,638	37.7
1971	Clem Fennell	63	2,419	38.4
1972	Clem Fennell	71	2,767	39.0
1973	Jeff West	55	2,339	42.5
1974	Jeff West	77	3,192	41.5
1975	Mike Connell	61	2,568	42.1
1976	Mike Connell	72	3,095	43.0
1977	Mike Connell	60	2,571	42.8
1978	Phil Peckich	26	986	37.9
1979	Phil Peckich	45	1,731	38.4
1980	Mark Householder	62	2,096	33.8
1981	Phil Peckich	80	3,155	39.4
1982	Phil Peckich	54	2,133	39.5
1983	Shaun Burdick	68	2,400	35.3
1984	Shaun Burdick	64	2,522	39.4
1985	Shaun Burdick	53	2,224	42.0
1986	Shaun Burdick	50	2,101	42.0
1987	Jeff Jones	32	1,179	36.8
1988	Jeff Jones	42	1,522	36.2
1989	Jeff Jones	69	2,658	38.5
1990	Jeff Jones	73	2,821	38.6
1991	Jeff Blaylock	57	1,949	34.2
1992	Jeff Blaylock	67	2,490	37.2
1993	Jeff Blaylock	61	2,296	37.6
1994	Jeff Blaylock	51	1,976	38.7
1995	Steve Smith	63	2,383	37.8
1996	Steve Smith	68	2,795	41.1
1997	Doug Johnson	66	2,700	40.9
1998	Adam Wulfeck	40	1,586	39.7
1999	Adam Wulfeck	54	2,279	42.2
2000	Adam Wulfeck	56	2,343	41.8
2001	Adam Wulfeck	64	2,800	43.8
2002	Chet Ervin	66	2,511	38.0
2003	Chet Ervin	63	2,451	38.9
2004	Chet Ervin	45	1,852	41.2
2005	Chet Ervin	67	2,632	39.3
2006	Brian Steel	70	2,715	38.8
2007	Kevin Huber	57	2,672	46.9
2008	Kevin Huber	60	2,697	45.0

YEAR-BY-YEAR LEADERS

Year	Player	Punts	Yards	Avg.
2009	Jacob Rogers	43	1,788	41.6
2010	Pat O'Donnell	52	2,178	41.9

GAME

Punts

1.	13	Phil Peckich at Pittsburgh.....	1981
2.	12	Steve Smith at Louisville.....	1996
	12	Steve Smith at Virginia Tech.....	1995
	12	Mike Connell at Arizona State.....	1976
	12	Don McMillan at Tulsa.....	1946

Punting Yards

1.	510	Steve Smith at Louisville.....	1996
2.	502	Mike Connell vs. Arizona State.....	1976
3.	460	Clem Fennell at North Texas State.....	1970
4.	456	Doug Johnson at Boston College.....	1997
5.	452	Steve Smith at Virginia Tech.....	1995

Punting Average

1.	59.7	Kevin Huber vs. Marshall (3 punts).....	2007
2.	54.0	Adam Wulfeck vs. Miami (OH) (2 punts) ...	1999
3.	53.0	John Mooth vs. Ohio (4 punts).....	1952
4.	52.0	Jeff Blaylock vs. Tulsa (2 punts).....	1994
5.	51.0	Adam Wulfeck vs. Tulane (5 punts).....	2001

Longest Punts

1.	78	Mike Connell vs. Louisiana-Lafayette.....	1976
2.	75	Clem Fennell at Louisville.....	1971
3.	72	Doug Johnson vs. Memphis.....	1997
4.	69	Adam Wulfeck at Army.....	2001
5.	68	Jeff Blaylock at Tulsa.....	1993
6.	67	Shaun Burdick vs. Virginia Tech.....	1985
7.	67	Dave Ritchie at Houston.....	1959
8.	66	Brig Owens vs. Tulsa.....	1964
9.	65	Chet Ervin vs. Louisville.....	2005
10.	65	Adam Wulfeck vs. Syracuse.....	2000

SEASON


Punts

1.	80	Phil Peckich.....	1981
2.	77	Jeff West.....	1974
3.	73	Jeff Jones.....	1990
4.	72	Mike Connell.....	1976
5.	71	Clem Fennell.....	1972
6.	70	Benny Rhoads.....	1969
	70	Clem Fennell.....	1970
	70	Brian Steel.....	2006
9.	69	Jeff Jones.....	1989
10.	68	Steve Smith.....	1996
	68	Shaun Burdick.....	1983

Punting Yards

1.	3,192	Jeff West.....	1974
2.	3,155	Phil Peckich.....	1981
3.	3,095	Mike Connell.....	1976
4.	2,821	Jeff Jones.....	1990
5.	2,800	Adam Wulfeck.....	2001
6.	2,795	Steve Smith.....	1996
7.	2,767	Clem Fennell.....	1972
8.	2,715	Brian Steel.....	2006
9.	2,703	Benny Rhoads.....	1969
10.	2,700	Doug Johnson.....	1997

Kevin Huber



Punting Average (Min. 25 Punts)

1.	46.90	Kevin Huber.....	2007
2.	45.00	Kevin Huber.....	2008
3.	43.75	Adam Wulfeck.....	2001
4.	42.99	Mike Connell.....	1976
5.	42.85	Mike Connell.....	1977
6.	42.53	Jeff West.....	1973
7.	42.47	Benny Rhoads.....	1968
8.	42.20	Adam Wulfeck.....	1999
9.	42.10	Mike Connell.....	1975
10.	42.02	Shaun Burdick.....	1986

CAREER

Punts

1.	241	Chet Ervin.....	2002-05
2.	236	Jeff Blaylock.....	1991-94
3.	235	Shaun Burdick.....	1983-86
4.	216	Jeff Jones.....	1987-90
5.	214	Adam Wulfeck.....	1998-2001
6.	205	Phil Peckich.....	1978-82
7.	204	Clem Fennell.....	1970-72
8.	194	Mike Connell.....	1974-77
9.	143	Tom O'Malley.....	1947-49
10.	132	Jeff West.....	1973-74

Punting Yards

1.	9,446	Chet Ervin.....	2002-05
2.	9,244	Shaun Burdick.....	1983-86
3.	9,008	Adam Wulfeck.....	1998-2001
4.	8,711	Jeff Blaylock.....	1991-94
5.	8,247	Mike Connell.....	1974-77
6.	8,180	Jeff Jones.....	1987-90
7.	8,005	Phil Peckich.....	1978-82
8.	7,824	Clem Fennell.....	1970-72
9.	5,684	Kevin Huber.....	2005-08
10.	5,531	Jeff West.....	1973-74

Punting Average (Min. 50 Punts)

1.	45.47	Kevin Huber.....	2005-08
2.	42.51	Mike Connell.....	1974-77
3.	42.05	Adam Wulfeck.....	1998-2001
4.	41.90	Pat O'Donnell.....	2009-10
5.	41.90	Jeff West.....	1973-74
6.	41.09	Doug Johnson.....	1996-97
7.	40.12	Benny Rhoads.....	1967-69
8.	39.52	Steve Smith.....	1995-96
9.	39.36	Jim Niemann.....	1954-56
10.	39.34	Shaun Burdick.....	1983-86



KICKOFF RETURN RECORDS

GAME

Kickoff Returns

1.	8	Mardy Gilyard at Pittsburgh	2009
	8	LaDaris Vann vs. East Carolina	1999
2.	7	Antonio Chatman vs. Indiana	2000
	7	Donald McKnight vs. Syracuse	1998
	7	Lloyd Pate vs. Houston	1968

Kickoff Return Yards

1.	256	Mardy Gilyard at Pittsburgh	2009
2.	246	Mardy Gilyard at Oklahoma	2008
3.	218	Roger Stephens vs. Dayton	1947
4.	207	Mardy Gilyard vs. Florida	2010
5.	192	Keith Jenkins vs. Houston	1975

Kickoff Returns For Touchdowns

1.	1	Accomplished 20 times last by Gilyard at Pittsburgh (2009)
----	---	---

SEASON

Kickoff Returns

1.	42	Mardy Gilyard	2009
2.	36	Mardy Gilyard	2008
3.	33	Donald McKnight	1998
4.	31	Dwayne Hunter	1987
5.	29	Bobby Brown	1989
	29	Russell Cooper	1980
7.	24	Antonio Chatman	2000
	24	Ralph Williams	1979
9.	23	Mike Daniels	2004
	23	Brian Jenkins	1992
	23	Howard Hill	1978
	23	Lloyd Pate	1968

Kickoff Return Yards

1.	1,281	Mardy Gilyard	2009
2.	994	Mardy Gilyard	2008
3.	652	Russell Cooper	1980
4.	647	Donald McKnight	1998
5.	611	Dwayne Hunter	1987
6.	603	Bobby Brown	1989
7.	541	Dominick Goodman	2006
8.	515	Robert Tate	1995
9.	505	Brian Jenkins	1992
10.	489	Artrell Hawkins	1997

Donald McKnight



Mardy Gilyard



Kickoff Return Average (Min. 1.5 KOR/G)

1.	34.33	Robert Tate	1995
2.	31.50	Chris Hewitt	1993
3.	30.50	Mardy Gilyard	2009
4.	29.13	Keith Jenkins	1975
5.	27.73	Tom Marvaso	1974
6.	27.60	Mardy Gilyard	2008
7.	25.81	Mel Riggins	1971
8.	25.76	Dominick Goodman	2006
9.	25.47	Lloyd Pate	1967
10.	25.33	Julius H. Smith	1973

Kickoff Returns For Touchdowns

1.	2	Mardy Gilyard	2008
----	---	---------------------	------

CAREER

Kickoff Returns

1.	93	Mardy Gilyard	2005-09
2.	62	Brian Jenkins	1990-93
3.	55	Dominick Goodman	2005-07
4.	50	Lloyd Pate	1966-68
5.	49	Al McKinney	1985-88
6.	44	Joe Abrams	1988-92
7.	41	Robert Tate	1993-96
	41	Bobby Brown	1989-90
9.	39	Donald McKnight	1995-98
10.	38	Dick James	1970-72

Kickoff Returns Yards

1.	2,657	Mardy Gilyard	2005-09
2.	1,506	Brian Jenkins	1990-93
3.	1,199	Dominick Goodman	2005-07
4.	1,083	Robert Tate	1993-96
5.	994	Lloyd Pate	1966-68
6.	985	Al McKinney	1985-88
7.	870	Joe Abrams	1988-92
8.	837	Dick James	1970-72
9.	823	Bobby Brown	1989-90
10.	772	Donald McKnight	1995-98

Kickoff Returns Average (Min. 25 KOR)

1.	28.60	Mardy Gilyard	2005-09
2.	28.54	Chris Hewitt	1993-95
3.	26.41	Robert Tate	1993-95
4.	24.73	Mel Riggins	1970-71
5.	24.29	Brian Jenkins	1990-93
6.	22.48	Russell Cooper	1980

7.	22.03	Antonio Chatman	1999-00
	22.03	Dick James	1970-72
9.	21.80	Dominick Goodman	2005-07
10.	20.64	Malcolm Darden	1983-84

Kickoff Returns For Touchdowns

1.	4	Mardy Gilyard	2005-09
2.	2	Mel Riggins	1970-71
3.	1	Accomplished 16 times	

LONGEST KICKOFF RETURN

1.	100	Darrin Williams vs. SEMO (TD)	2009
	100	Mardy Gilyard at West Virginia (TD)	2008
	100	Walter Heuck vs. Denison (TD)	1910
3.	99	Mardy Gilyard at Pittsburgh (TD)	2009
	99	Keith Jenkins vs. Houston (TD)	1975
4.	98	Julius H. Smith vs. Xavier (TD)	1973
5.	97	Mardy Gilyard at Oklahoma (TD)	2008
6.	95	Malcolm Darden vs. Cornell (TD)	1983
7.	93	Ken Schuler vs. North Texas State	1969
	93	Lloyd Pate vs. Tulsa (TD)	1967
	93	Fred Oblak vs. Hardin-Simmons (TD)	1960
	93	Barry Maroney vs. Wichita State (TD)	1957

Walter Heuck





PUNT RETURN RECORDS

GAME

Punt Returns

1.	7	Mike Daniels vs. Western Carolina	2005
	7	Tinker Keck vs. Kansas	1997
	7	Charley Bland vs. Villanova	1973
4.	6	LaDaris Vann vs. Connecticut	2001
	6	Robert Tate vs. Kentucky	1996
	6	Gene Rossi vs. Western Michigan	1949

Punt Return Yards

1.	161	Gene Gibson vs. Ohio	1949
2.	122	Tinker Keck vs. Louisville	1997
3.	103	Gene Gibson vs. Western Michigan	1949
4.	98	Errol Prisky vs. North Texas State	1963
5.	97	Tinker Keck vs. Miami (OH)	1997
6.	90	Jack Delaney vs. Case-Western Reserve ..	1951
7.	88	Paul Hunter vs. Wichita State	1972
8.	82	Robert Tate vs. Southern Miss.	1996

Punt Return Touchdowns

1.	2	Tinker Keck vs. Louisville	1997
	2	Gene Gibson vs. Ohio	1949
2.	1	Accomplished 25 times	

SEASON

Punt Returns

1.	38	Tinker Keck	1997
	38	Charley Bland	1973
3.	37	Tom Marvaso	1975
4.	36	Tye Keith	2002
5.	35	LaDaris Vann	2001
6.	34	Tom Marvaso	1974
7.	31	Keith Jenkins	1976
8.	30	Bill Davis	1988
9.	29	Lamont Patterson	1982
10.	28	Tinker Keck	1999
	28	Robert Tate	1995

Punt Return Yards

1.	577	Tinker Keck	1997
2.	438	Gene Gibson	1949
3.	342	Tom Marvaso	1974
4.	322	Gene Gibson	1950
5.	302	Charley Bland	1973
6.	289	LaDaris Vann	2001
7.	280	Tye Keith	2002
8.	274	Keith Jenkins	1976
9.	252	Robert Tate	1996
10.	240	Robert Tate	1995

Punt Return Average (Min. 10 Returns)

1.	20.86	Gene Gibson	1949
2.	20.12	Gene Gibson	1950
3.	19.82	Jack Delaney	1951
4.	17.36	Billy Hunter	1972
5.	16.23	Dom Del Bene	1951
6.	15.19	Tinker Keck	1997
7.	14.00	Tony Jackson	1967
8.	12.60	Mardy Gilyard	2009
9.	12.27	Sy Staymen	1948
10.	10.82	Roger Stephens	1947



Punt Return Touchdowns

1.	4	Tinker Keck	1997
2.	3	Gene Gibson	1949
3.	2	Tom Marvaso	1974
	2	Joe Morrison	1956
	2	Gene Gibson	1949
6.	1	Accomplished 17 times	

CAREER

Punt Returns

1.	73	Robert Tate	1993-96
	73	Tom Marvaso	1974-75
3.	68	Tinker Keck	1997-99
4.	60	Lamont Patterson	1979-82
5.	55	Billy Hunter	1970-72
6.	43	Charley Bland	1973
7.	38	Dom Del Bene	1951-53
8.	37	Tye Keith	1999-02
	37	Gene Gibson	1949-50
10.	36	LaDaris Vann	1999-2002

Punt Return Yards

1.	804	Tinker Keck	1997-99
2.	760	Gene Gibson	1949-50
3.	637	Robert Tate	1993-96
4.	575	Tom Marvaso	1974-75
5.	473	Billy Hunter	1970-72
6.	443	Lamont Patterson	1979-82
7.	396	Dom Del Bene	1951-53
8.	333	Charley Bland	1973
9.	301	Jack Delaney	1950-52
10.	293	LaDaris Vann	1999-2002

Punt Return Average

1.	20.54	Gene Gibson	1949-50
2.	14.33	Jack Delaney	1950-52
3.	11.82	Tinker Keck	1997-99
4.	11.80	Mardy Gilyard	2005-09
5.	10.57	Brian Jenkins	1990-92
6.	10.42	Dom Del Bene	1951-53
7.	9.50	DeAngelo Smith	2005-08
8.	9.40	D.J. Woods	2008
9.	9.09	Jim Niemann	1954-56
10.	8.84	Keith Jenkins	1975-76

Punt Return Touchdowns


1.	5	Gene Gibson	1949-50
2.	4	Tinker Keck	1997-99
3.	3	Joe Morrison	1956-58
4.	2	Tom Marvaso	1974-75
5.	1	Accomplished 16 times	
		last by Gilyard (2009)	

PUNT RETURN TOUCHDOWNS

Listed below are the 33 punts that Cincinnati has returned for touchdowns since 1948:

1.	98	Errol Prisky vs. North Texas State	1963
2.	85	Dom Del Bene vs. Hardin-Simmons	1951
3.	84	Joe Morrison vs. Marquette	1956
4.	78	Tinker Keck vs. Louisville	1997
	78	Tony Jackson vs. Dayton	1967
6.	77	Fred Hynoski vs. Wichita State	1961
7.	75	Gene Gibson vs. Louisville	1950
8.	73	Tinker Keck vs. Miami (OH)	1997
9.	70	Gene Gibson vs. Ohio	1949
10.	69	Tom Marvaso vs. Chattanooga	1974
11.	68	Joe Morrison vs. Detroit	1956
12.	67	Charley Bland vs. Louisiana-Lafayette	1973
13.	62	Tinker Keck vs. Memphis	1997
	62	Billy Hunter at Wichita State	1972
	62	Joe Morrison vs. Tulsa	1958
16.	59	Gene Gibson vs. Case-Western Reserve ..	1950
17.	55	Gene Gibson vs. Ohio	1949
18.	54	Tom Marvaso at Wichita State	1974
19.	53	Mardy Gilyard vs. SEMO	2009
20.	50	Gene Gibson at Western Michigan	1950
21.	45	Antwan Peek at UAB *	2001
22.	44	Tinker Keck vs. Louisville	1997
23.	42	Ed Wolf vs. North Texas State *	1959
24.	34	Mike Hilliard at Texas A&M *	1971
25.	27	Dan Vete vs. Villanova *	1979
26.	22	Scott Powers at Penn State *	1988
27.	12	Jim Driscoll at Kansas State *	1951
28.	9	Antwuan Giddens vs. Marshall *	2004
29.	6	Freddie Logan at Pittsburgh *	1981
30.	5	Anthony Ladd vs. Kentucky *	1996
31.	1	Marcus Barnett vs. Oregon State *	2007
32.	0	Gerard Brayboy vs. Tulane *	1998
	0	Antwuan Giddens vs. USF *	2007

* - Returned following a blocked punt



Gene Gibson



INTERCEPTION RECORDS

YEAR-BY-YEAR LEADERS

Year	Player	Int.	Yards
1948	Three tied	2	—
1949	Don Jansen	4	61
1950	Don Jansen	4	20
1951	Four tied	4	—
1952	Don Polagyi	6	78
1953	Don Fritz	2	5
1954	Mike Murphy	4	47
1955	Seven tied with	1	—
1956	Joe Morrison	2	175
	Two others	2	—
1957	Barry Maroney	5	27
1958	Joe Morrison	4	65
	Ed Kovac	4	49
1959	Three tied	3	—
1960	Andy Chiodi	3	52
	Howard Converse	3	25
1961	Tom Reinstatler	4	72
1962	Al Nelson	2	3
	Royce Starks	2	0
1963	Bruce Vogelgesang	3	59
1964	Royce Starks	3	60
1965	Bill Madeya	6	26
1966	Steve Schweitzer	4	58
	Ken Jordan	4	22
1967	Ken Jordan	3	0
1968	Larry Eiben	3	31
1969	Tony Sexton	3	86
1970	Ed Bolis	6	38
1971	Butch Alberts	4	7
1972	Billy Hunter	4	52
1973	Charlie Bland	4	50
1974	Dana Bible	4	16
1975	Keith Jenkins	5	68
1976	Keith Jenkins	4	105
1977	Marcellus Greene	3	57
1978	John Butz	5	58
1979	Robert Gibbs	3	18
1980	Three tied	2	—
1981	Freddie Logan	5	40
1982	Antonio Gibson	4	105
1983	Robert Gibbs	5	60
1984	Jon Jon Thomas	2	35
1985	Three tied	2	—
1986	John Lewis	4	49
1987	Six tied	1	—
1988	Art Sheffield	2	91
	Ronnie Shannon	2	5
1989	Marvin Bowman	4	83
1990	Rodney Harris	3	119
	Kelly Sims	3	26
1991	Jocelyn Borgella	3	34
	Latish Kinsler	3	35
1992	Jocelyn Borgella	5	171
1993	Jocelyn Borgella	4	58
1994	Darrell Harding	2	44
1995	Sam Garnes	6	101
1996	Jermaine Trent	3	30
1997	Tinker Keck	4	42
1998	Blue Adams	4	57
1999	Gerry Ruff	3	33
2000	DeJuan Gossett	3	54
	Anthony Thomas	3	34

YEAR-BY-YEAR LEADERS

Year	Player	Int.	Yards
2001	Zach Norton	3	15
2002	Blue Adams	6	104
2003	Daven Holly	6	58
2004	Doug Monaghan	4	46
2005	Dominic Ross	2	2
	Haruki Nakamura	2	0
2006	Dominic Ross	4	14
2007	DeAngelo Smith	8	82
2008	Mike Mickens	4	158
	Brandon Underwood	4	60
2009	Aaron Webster	4	135
2010	Wes Richardson	2	-2
	Drew Frey	2	15

GAME

Interceptions

1.	4	Bob Hynes vs. Ohio Northern.....	1923
2.	3	accomplished six times, last by D. Smith (2007)	

Interception Return Yards

1.	123	Shawn Ferguson vs. Memphis	1998
2.	96	Jocelyn Borgella vs. Rutgers	1992
	96	Bob Del Rosa vs. Oklahoma State	1958
4.	88	Joe Morrison vs. Dayton	1956
5.	87	Joe Morrison vs. Wichita State	1956

Interception Returns for Touchdowns

1.	2	Shawn Ferguson vs. Memphis	1998
2.	1	accomplished 52 times, last by Underwood (2008)	

SEASON

Interceptions

1.	8	DeAngelo Smith	2007
2.	6	Mike Mickens	2007
	6	Daven Holly	2003
	6	Blue Adams	2002
	6	Sam Garnes	1995
	6	Ed Bolis	1970
	6	Bill Madeya	1965
	6	Don Polagyi	1952
9.	5	Jocelyn Borgella	1992
	5	Robert Gibbs	1983
	5	John Butz	1978
	5	Barry Maroney	1957

Interception Return Yards

1.	175	Joe Morrison	1956
2.	171	Jocelyn Borgella	1992
3.	159	John Mooth	1951
4.	158	Mike Mickens	2008
5.	136	Mike Mickens	2007
6.	135	Aaron Webster	2009
7.	123	Shawn Ferguson	1998
8.	119	Rodney Harris	1990
9.	116	Bob Del Rosa	1958
10.	112	Chris Hewitt	1995

Interception Returns for Touchdowns

1.	2	Mike Mickens	2007
	2	Blue Adams	2002
	2	Shawn Ferguson	1998
	2	Joe Morrison	1956



Mike Mickens

CAREER

Interceptions

1.	14	Mike Mickens	2005-08
2.	12	DeAngelo Smith	2005-08
	12	Blue Adams	1998-2002
	12	Jocelyn Borgella	1990-93
5.	11	Ed Bolis	1970-72
6.	9	Daven Holly	2001-04
	9	Doug Monaghan	2001-04
	9	Zach Norton	2000-03
	9	Sam Garnes	1993-96
	9	Keith Jenkins	1975-76
	9	Billy Hunter	1970-72
	9	Don Fritz	1951-53

Interception Return Yards

1.	296	Mike Mickens	2005-08
2.	263	Jocelyn Borgella	1990-93
	263	Joe Morrison	1956-58
4.	254	Gene Gibson	1949-50
5.	222	Aaron Webster	2006-09
6.	179	DeAngelo Smith	2005-08
7.	177	Blue Adams	1998-2002
8.	173	Keith Jenkins	1975-76
9.	171	Shawn Ferguson	1995-98
10.	164	Chris Hewitt	1993-96

Interception Returns for Touchdowns

1.	3	Mike Mickens	2005-08
	3	Shawn Ferguson	1995-98
2.	2	DeAngelo Smith	2005-2007
	2	Zach Norton	2000-03
	2	Blue Adams	1998-2002
	2	Joe Morrison	1956

LONGEST INTERCEPTION RETURNS

1.	96	Bob Del Rosa vs. Oklahoma State (TD)....	1958
2.	88	Joe Morrison vs. Dayton (TD)	1956
3.	87	Joe Morrison vs. Wichita State (TD)	1956
4.	84	DeAngelo Smith vs. Rutgers (TD)	2006
5.	83	Shawn Ferguson vs. Memphis (TD)	1998
	83	Art Sheffield vs. Indiana State (TD)	1988
7.	80	Gene Gibson vs. Mississippi State (TD) ...	1949
8.	79	Mike Mickens vs. South Florida (TD)	2007
9.	78	Barry Maroney vs. Dayton (TD)	1956
10.	77	Greg Butler vs. Villanova (TD)	1972



TACKLE RECORDS

Antwan Peek



GAME

Total Tackles

1.	31	Karl Woods at South Carolina	1980
2.	24	Vaughn Booker vs. East Carolina	1987
3.	23	Brad Jackson vs. Boston College	1997
	23	Jerome Brinson vs. Oklahoma State	1987
5.	22	Sam Garnes vs. Vanderbilt	1994
	22	Jason Coppess vs. Bowling Green	1993
	22	Alex Gordon vs. Miami (OH)	1986
	22	Brad Nothacker vs. Penn State	1985
9.	21	Jack Brusciaelli vs. West Virginia	1989
	21	Mike Kelly vs. Rutgers	1987

SEASON

Total Tackles

1.	186	Mike Brookins	1979
2.	168	Brad Jackson	1997
3.	161	Karl Woods	1980
4.	158	Jerome Brinson	1983
5.	155	Karl Woods	1978
6.	147	Dwayne Berry	1978
7.	145	Muhammed El-Mubarak	1995
8.	143	Linwood Marshall	1983
9.	140	Howie Kurnick	1978
10.	138	Phillip Curry	1997
	138	Antonio Gibson	1982

Solo Tackles

1.	101	Howie Kurnick	1978
2.	94	Linwood Marshall	1983
3.	93	Brad Jackson	1997
	93	Mike Brookins	1979
5.	90	Muhammed El-Mubarak	1995
	90	Jerome Brinson	1983
7.	88	Sam Garnes	1994
8.	83	Phillip Curry	1997
9.	82	DeJuan Gossett	1999
10.	80	Jack Brusciaelli	1988

Assisted Tackles

1.	99	Karl Woods	1980
2.	93	Mike Brookins	1979
3.	83	Karl Woods	1978
4.	82	Alex Gordon	1985
5.	78	Dwayne Berry	1978
6.	75	Brad Jackson	1997
	75	Richard Rhodes	1985
8.	74	Antonio Gibson	1982
9.	73	Alex Gordon	1986
10.	69	Toney Catchings	1986
	69	Antonio Gibson	1981

Tackles for Loss

1.	28	Mike Gates	1980
2.	22	Trent Cole	2004
	22	Antwan Peek	2001
4.	21	Antwan Peek	2002
	21	Phil Poirier	1989
6.	20	Nate Dingle	1992
7.	18	Tyjuan Hagler	2002
	18	Andrew Stewart	1988
9.	17	Phillip Curry	1995
	17	Terrill Byrd	2007

Quarterback Sacks

1.	13.0	Anthony Hoke	2007
2.	12.5	Antwan Peek	2001
3.	11.0	Connor Barwin	2008
4.	9.0	Andrew Stewart	1987
5.	8.5	Trent Cole	2004
	8.5	Antwan Peek	2000
7.	8.0	George Jamison	1982
	8.0	Errol Cleveland	1982
	8.0	Dwayne Berry	1978
	8.0	Terrill Byrd	2007

Fumble Recoveries

1.	6	John Vitro	1975
2.	5	Antwan Peek	2002
	5	Ronnie Shannon	1990
	5	Howie Kurnick	1978
	5	Howie Kurnick	1976
	5	Joe Bardaro	1968

CAREER

Total Tackles

1.	487	Phillip Curry	1994-97
2.	423	Karl Woods	1977-80
3.	392	Brad Jackson	1994-97
4.	356	Mike Brookins	1979-81
5.	352	Alex Gordon	1983-86
6.	351	Hassan Champion	1995-98
	351	Joe Olding	1979-82
8.	338	Doug Monaghan	2001-04
9.	327	DeJuan Gossett	1997-2000
10.	317	Sam Garnes	1993-96

Solo Tackles

1.	268	Phillip Curry	1994-97
2.	222	DeJuan Gossett	1997-2000
3.	216	Brad Jackson	1994-97
4.	208	Ivan Fields	1999-2002
5.	206	Sam Garnes	1993-96
6.	200	Doug Monaghan	2001-04
7.	190	Mike Brookins	1979-81
8.	184	Hassan Champion	1995-98
9.	182	Reggie Hudson	1991-94
10.	179	Karl Woods	1977-80

Assisted Tackles

1.	244	Karl Woods	1979-81
2.	219	Phillip Curry	1994-97
3.	192	Alex Gordon	1983-86
4.	176	Brad Jackson	1994-97
5.	175	Joe Olding	1979-82
6.	168	Howie Kurnick	1975-78
7.	167	Hassan Champion	1995-98
8.	166	Mike Brookins	1979-81
9.	144	Richard Rhodes	1985-87

Tackles for Loss

1.	56.0	Antwan Peek	1998-2002
2.	48.0	Trent Cole	2002-04
3.	46.0	Nate Dingle	1990-93
4.	45.0	Phillip Curry	1994-97
5.	44.5	Andre Frazier	2001-04
6.	42.0	Terrill Byrd	2005-08
7.	38.0	Alex Gordon	1983-86
8.	37.0	George Jamison	1980-83
9.	36.0	Andrew Stewart	1986-88
10.	34.5	Tyjuan Hagler	2002-04

Quarterback Sacks

1.	27.0	Antwan Peek	1998-2002
2.	22.5	Andre Frazier	2001-04
3.	22.0	Anthony Hoke	2004-07
4.	18.5	Trent Cole	2002-04
5.	18.0	Nate Dingle	1990-93
	18.0	George Jamison	1980-83
7.	16.5	Terrill Byrd	2005-08
8.	16.0	Andrew Stewart	1986-88
9.	15.0	Derrick Ransom	1994-97
10.	14.0	Errol Cleveland	1981-83

Fumble Recoveries

1.	12	John Vitro	1973-75
2.	10	Antwan Peek	1998-2002
	10	Howie Kurnick	1975-77
4.	9	Ronnie Shannon	1988-91
	9	David Mann	1975-77
6.	7	Marion Ford	1972-73
	7	Charlie Stovall	1971-72

Anthony Hoke





SINGLE-GAME OFFENSE

Most Points

1.	124	vs. Transylvania	1912
2.	115	vs. Kentucky Wesleyan.....	1921
3.	70	vs. Southeast Missouri State	2009
4.	69	vs. Rutgers.....	2010
5.	69	vs. Case-Western Reserve ..	1923
6.	67	vs. Virginia Military Institute	1953
	67	vs. Baltimore	1935
8.	66	vs. Case-Western Reserve ..	1953
9.	63	vs. Louisiana-Monroe	1977
10.	59	vs. Southeast Missouri State	2007

Most Touchdowns

1.	14	vs. Transylvania	1912
2.	10	vs. Rutgers.....	2010
	10	vs. Case-Western Reserve ..	1953
	10	vs. Virginia Military Institute	1953

Most Rushing Attempts

1.	83	vs. Louisiana-Monroe	1977
2.	82	vs. Miami (OH).....	1996
3.	77	vs. Miami (OH).....	1951
4.	74	vs. North Texas State.....	1970
5.	73	vs. Miami (OH).....	1970

Most Rushing Yards

1.	464	vs. Case-Western Reserve ..	1953
	464	vs. Virginia Military Institute	1953
3.	422	vs. Kansas State	1966
4.	421	vs. Marshall	1946
5.	419	vs. Xavier	1970
6.	405	vs. Miami (OH).....	1996
7.	402	vs. North Texas State.....	1970
8.	389	vs. Xavier	1946
9.	383	vs. South Dakota.....	1965
10.	379	vs. Miami (OH).....	1986

Most Rushing Touchdowns

1.	14	vs. Transylvania	1912
2.	10	vs. Case-Western Reserve ..	1953
	10	vs. Virginia Military Institute	1953

Most Passing Attempts

1.	61	vs. USF	2010
2.	59	vs. Southern Miss.	1999
3.	57	vs. Ohio	1968
4.	55	vs. North Texas State.....	1968
5.	52	vs. UAB	2004
	52	vs. TCU	2003
	52	vs. Ohio State.....	2002
	52	vs. Ohio State.....	1999
	52	vs. Miami (OH).....	1968
	52	vs. Southern Miss.	2007

Most Passes Completed

1.	36	vs. Ohio	1968
2.	35	vs. Southern Miss.	1999
3.	34	vs. USF	2010
4.	32	vs. Illinois	2009
	32	vs. Army	2001
6.	31	at Oregon State	2009
	31	vs. Miami (OH).....	1968
8.	30	vs. Virginia Tech	1986
	30	vs. USF	2004
	30	vs. Southern Miss.	2007

Most Passing Yards

1.	584	vs. Ohio	1968
2.	512	vs. USF	2010
3.	480	vs. Connecticut	2009
4.	436	vs. Louisville	1968
5.	431	vs. Syracuse	2007
6.	407	vs. Southern Miss.	1999
	407	vs. Miami (OH).....	1968
8.	399	vs. Illinois	2009
	399	vs. Miami (OH).....	1988
10.	396	at Rutgers.....	2009
	377	vs. USF	2004

Most Interceptions Thrown

1.	6	vs. Xavier	1972
2.	5	vs. North Texas State.....	2002
	5	vs. Toledo.....	1995
	5	vs. Houston.....	1968
	5	vs. North Texas State.....	1967
	5	vs. Xavier	1955
	5	vs. Xavier	1951

Most Touchdown Passes

1.	6	vs. Illinois	2009
2.	5	at Louisville	2010
	5	at Rutgers.....	2009
	5	vs. Southern Miss.	2004
5.	4	16 times, last vs. Rutgers...	2010

Most Offensive Plays

1.	99	vs. Miami (OH).....	1996
2.	96	vs. Southern Miss.	1999
3.	95	vs. East Carolina.....	1998
4.	94	vs. Tulsa	1978

Most Yards Total Offense

1.	711	vs. Connecticut	2009
2.	684	vs. Ohio	1968
3.	661	vs. Rutgers.....	2010
4.	647	vs. Miami (OH).....	1986
5.	615	vs. Southeast Missouri State	2007
6.	609	vs. Miami (OH).....	2010
7.	608	vs. Virginia Military Institute	1953
8.	604	vs. Washington & Lee	1952
9.	599	vs. Miami (OH).....	2004
10.	590	vs. Miami (OH).....	2010

Most First Downs

1.	36	vs. Ohio	1968
2.	33	vs. Southeast Missouri State	2007
	33	vs. Memphis	2001
4.	32	vs. Houston.....	1998
5.	31	vs. Rutgers.....	2010
	31	vs. Kent State.....	1999

Most Fumbles

1.	15	vs. Louisville	1970
2.	9	vs. North Texas State.....	1968
3.	8	vs. Wichita State	1960

Most Fumbles Lost

1.	7	vs. Virginia Military Institute	1951
2.	6	vs. Louisville	1970
	6	vs. Hardin-Simmons.....	1955

Most Turnovers

1.	9	vs. Xavier	1955
	9	vs. Hardin-Simmons	1955
	9	vs. Virginia Military Institute	1951
4.	8	vs. Houston.....	1968
	8	vs. Western Michigan	1949

Most Penalties

1.	18	vs. Kansas State	1951
2.	15	vs. Xavier	1958
3.	14	at Hawai'i	2002
	14	vs. Louisville	1968

Most Penalty Yards

1.	176	vs. Louisville	1968
2.	170	vs. Kentucky	1945
3.	161	vs. Dayton.....	1957
4.	142	vs. Toledo.....	1953
5.	140	vs. Kansas State	1951

Most Punts

1.	13	vs. Pittsburgh	1981
	13	vs. Mississippi State.....	1948
3.	12	vs. Louisville	1996
	12	vs. Virginia Tech	1995
5.	11	vs. Boston College	1997
	11	vs. Central Michigan	1990
	11	vs. North Texas State.....	1970
	11	vs. Tulsa	1958
	11	vs. Mississippi State.....	1949

Most Punting Yards

1.	510	vs. Louisville	1996
2.	502	vs. Arizona State.....	1976
3.	475	vs. Mississippi State.....	1948
4.	460	vs. North Texas State.....	1968
5.	456	vs. Boston College	1997
6.	452	vs. Virginia Tech	1995
7.	451	vs. Central Michigan	1990
8.	425	vs. West Virginia	2003
9.	418	vs. Rutgers.....	2008
10.	407	vs. Iowa	1990

Most Punt Return Yards

1.	177	vs. Ohio	1949
2.	156	vs. Western Reserve.....	1951
3.	150	vs. Western Michigan	1950
4.	122	vs. Louisville	1997
5.	116	vs. UTEP.....	1950

Most Kickoff Return Yards

1.	295	vs. Memphis	1971
2.	278	at Pittsburgh	2009
3.	265	at Oklahoma.....	2008
4.	226	vs. Florida	2010
	219	vs. Hardin-Simmons	1955

Fewest Rushing Attempts

1.	15	vs. Illinois	2009
2.	16	at West Virginia	2010
	16	vs. Fresno State	2009
4.	19	at Connecticut	2008
	19	vs. Miami (OH).....	1968
6.	18	at Pittsburgh	2009
	23	vs. Ohio State.....	2002
	23	vs. Kentucky	1995
	23	vs. Memphis	1984
	23	vs. Tulsa	1962

Fewest Rushing Yards

1.	-23	vs. Rutgers.....	2005
2.	-20	vs. Northwestern State	1977

Fewest Passes Completed

1.	0	vs. Dayton.....	1970
2.	1	vs. Wichita State.....	1965
	1	vs. South Dakota.....	1965
	1	vs. Wichita State	1962
	1	vs. Tulsa	1959

Fewest Passing Yards

1.	0	vs. Dayton.....	1970
2.	6	vs. Wichita State	1965
3.	8	vs. South Dakota.....	1965
4.	11	vs. Wichita State	1962
5.	14	vs. Ohio	1970

Fewest Yards Total Offense

1.	46	vs. North Texas State.....	1959
2.	48	vs. Central Michigan	1989
3.	69	vs. Iowa	1990
4.	97	vs. Houston.....	1957
5.	100	vs. Tulsa	1958

Fewest First Downs

1.	3	vs. West Virginia	1989
2.	5	vs. Pacific.....	1949
3.	6	vs. Tulsa	1958
	6	vs. Xavier	1956
	6	vs. Navy	1956

Fewest Penalties

1.	1	vs. Rutgers.....	1994
	1	vs. Louisville	1966
	1	vs. Memphis	1966
	1	vs. Army	1963
	1	vs. Hawai'i	1954

Fewest Yards Penalized

1.	4	vs. Memphis	1966
2.	5	vs. Army	1963
3.	10	vs. Temple	2003
	10	vs. Rutgers.....	1994
5.	12	vs. Wichita State	1965
6.	13	vs. South Dakota.....	1965

Fewest Punts

1.	0	vs. Miami (OH).....	2008
	0	vs. Memphis	1998
	0	vs. Miami (OH).....	1954
3.	1	Seven Times	
		Last vs. San Diego State.....	2007



SINGLE-GAME DEFENSE

Fewest Rushing Attempts

1.	17	vs. Dayton	1961
2.	19	vs. Xavier	1954
	19	vs. Akron	2006
4.	21	vs. Oregon State	2007
	21	vs. Marshall	2004
	21	vs. UAB	1997
	21	vs. North Texas State	1966
7.	22	vs. Connecticut	2007
	22	vs. Hawai'i	2002
	22	vs. Long Beach State	1982
	22	vs. Louisville	1981

Fewest Rushing Yards

1.	-46	vs. Kansas	1997
2.	-37	vs. Wichita State	1974
3.	-20	vs. Northwestern State	1977
4.	-19	vs. Louisiana-Monroe	1996
5.	-17	vs. Louisville	1968
6.	-16	vs. Louisiana-Lafayette	1975
7.	-15	vs. Syracuse	2007
8.	-14	vs. Louisville	1981
	-14	vs. Wichita State	1965

Fewest Passing Attempts

1.	1	vs. Boston College	1964
2.	2	vs. Louisville	1953
3.	3	vs. Miami (OH)	1971
	3	vs. Wichita State	1955
	3	vs. Miami (OH)	1957

Fewest Pass Completions

1.	0	vs. Louisville	1974
	0	vs. Ohio	1973
	0	vs. Boston College	1964
	0	vs. Indiana	1963
	0	vs. Ohio	1949

Fewest Passing Yards

1.	-1	vs. Xavier	1971
2.	0	vs. Louisville	1974
	0	vs. Ohio	1973
	0	vs. Boston College	1964
	0	vs. Indiana	1963
	0	vs. Ohio	1949

Fewest Yards Total Offense

1.	18	vs. Louisiana-Lafayette	1973
2.	22	vs. Ohio	1950
3.	32	vs. Xavier	1954
4.	53	vs. Kansas	1997
5.	70	vs. Louisville	1976

Most Points

1.	81	vs. Penn State	1991
2.	71	vs. Houston	1968
	71	vs. Ohio Wesleyan	1928
4.	70	vs. Louisville	2004
	70	vs. Florida State	1990
6.	69	vs. West Virginia	1989



DeAngelo Smith picked off three passes in UC's 31-21 win against Southern Miss in the 2007 Papajohns.com Bowl.

Most Rushing Attempts

1.	86	vs. West Virginia	1969
2.	79	vs. Houston	1974
	79	vs. Miami (OH)	1972
4.	76	vs. Miami (OH)	1967
5.	74	vs. Miami (OH)	1968

Most Rushing Yards

1.	539	vs. Northern Illinois	1989
2.	500	vs. East Carolina	1987
3.	484	vs. Penn State	1991
4.	483	vs. West Virginia	1969
5.	473	vs. Colorado	1972

Most Passing Attempts

1.	67	vs. Louisville	1997
2.	66	vs. Houston	1993
3.	62	vs. East Carolina	1997
4.	58	vs. North Texas State	1970
5.	55	vs. Tulsa	1965

Most Pass Completions

1.	37	vs. East Carolina	1997
2.	36	vs. Oklahoma	2010
	36	vs. Houston	1992
4.	33	vs. Miami (OH)	2009
	33	vs. Louisville	1997
6.	32	vs. Oregon State	2007
	32	vs. Louisville	1999
	32	vs. Tulsa	1965

Most Passing Yards

1.	482	vs. Florida	2010
2.	460	vs. Louisville	1998
3.	451	vs. Tulsa	1965
4.	433	vs. North Texas State	1968
5.	428	vs. Syracuse	2007

Most Yards Total Defense

1.	742	vs. Louisville	1998
2.	706	vs. Penn State	1991
3.	696	vs. Houston	1968
4.	662	vs. Iowa	1990
5.	659	vs. Florida	2010

Most Passes Intercepted

1.	7	vs. Kansas State	1951
2.	6	vs. Oregon State	2007
	6	vs. North Texas State	1966
	6	vs. UTEP	1951
	6	vs. Mississippi State	1949

Most Interception Return Yards

1.	162	vs. Dayton	1956
2.	138	vs. UTEP	1951
3.	123	vs. Memphis	1998
4.	117	vs. Memphis	1995
5.	110	vs. Oregon State	2007

Most Turnovers Forced

1.	8	vs. Rice	1974
2.	7	vs. Oregon State	2007
	7	vs. Memphis	2000
	7	vs. East Carolina	1990
	7	vs. Rutgers	1983



The 1971 Bearcats own the single-game school record, holding Xavier to -1 passing yards in a 30-7 win.



SEASON OFFENSE

Most Points

1. 5022009 season
2. 4722007 season
3. 4092002 season
4. 3622008 season
5. 3541953 season
6. 3451951 season

Most Touchdowns

1. 662009 season
2. 632007 season
3. 531951 season
4. 521953 season
5. 502002 season
6. 442004 season

Most Field Goals Made

1. 292000 season
2. 202003 season
3. 192002 season
4. 182006 season
5. 171993 season
6. 162008 season
161995 season

Most Rushing Attempts

1. 6391970 season
2. 6371977 season
3. 6061971 season
4. 5941978 season
5. 5931997 season
6. 5921951 season

Most Rushing Yards

1. 3,0111970 season
2. 2,9471953 season
3. 2,8441951 season
4. 2,7271977 season
5. 2,6111978 season
6. 2,5851954 season

Most Rushing TDs

1. 411953 season
2. 371951 season
3. 311954 season
4. 271970 season
5. 261952 season
6. 251993 season
251964 season

Most Passing Attempts

1. 4852002 season
2. 4722009 season
4722008 season
4. 4642007 season
5. 4451999 season
6. 4382003 season

Most Passes Completed

1. 3112009 season
2. 2902008 season
3. 2862007 season
4. 2642002 season
5. 2512010 season
6. 2371986 season

Most Passing Yards

1. 4,0142009 season
- 3,7202007 season
2. 3,6492002 season
3. 3,5422008 season
4. 3,3581968 season
5. 3,1282010 season
2,9682001 season
6. 2,8311986 season

Most Passes Intercepted

1. 221984 season
- 221972 season
- 221968 season
4. 212002 season
- 211998 season
- 211995 season

Most Touchdown Passes

1. 392009 season
2. 362007 season
3. 272010 season
4. 262008 season
- 262004 season
6. 251968 season

Most Offensive Plays

1. 1,0302002 season
2. 9562003 season
3. 9402007 season
4. 9272008 season
5. 9012004 season
6. 8701999 season

Most Yards Total Offense

1. 5,8172009 season
2. 5,6422007 season
3. 5,5652002 season
4. 5,1892008 season
5. 5,0082010 season
6. 4,8672004 season

Most First Downs

1. 2832007 season
- 2832002 season
3. 2722008 season
4. 2702009 season
5. 2632019 season
6. 2521986 season

Most Fumbles

1. 431971 season
- 431968 season
3. 421973 season
4. 411970 season
5. 371990 season

Most Fumbles Lost

1. 281971 season
2. 251973 season
3. 241966 season
4. 231988 season
231968 season

Most Turnovers

1. 451968 season
2. 401973 season
3. 391972 season
4. 371998 season
371990 season
371983 season
371971 season

Most Penalties

1. 1222007 season
2. 1022002 season
3. 992008 season
4. 941996 season
5. 931991 season
6. 881981 season
882006 season

Most Penalty Yards

1. 1,0282007 season
2. 9032008 season
3. 8831981 season
4. 8792002 season
5. 8661968 season
6. 8051971 season

Most Punts

1. 801981 season
2. 781974 season
3. 752005 season
4. 741990 season
741973 season
741972 season

Most Punting Yards

1. 3,2051974 season
2. 3,1551981 season
3. 3,0951976 season
4. 2,9001996 season
5. 2,8831973 season

Most Punt Return Yards

1. 5821997 season
2. 5801949 season
3. 5351951 season
4. 4251956 season
5. 4021950 season
6. 3891974 season

Most Kickoff Returns

1. 651990 season
2. 592010 season
3. 581989 season
4. 561998 season
561984 season
561972 season

Most Kickoff Return Yards

1. 1,5402009 season
2. 1,3062008 season
3. 1,2731990 season
4. 1,1912010 season
5. 1,1831989 season
6. 1,1502007 season

Fewest Points

1. 01917 season
2. 51906 season
3. 81888 season
4. 101901 season
101916 season

Fewest Touchdowns

1. 121989 season
2. 131980 season
131961 season
4. 141955 season
5. 151967 season

Fewest Rushing Attempts

1. 3551984 season
2. 3681968 season
3. 3691967 season
4. 3711956 season
5. 3731955 season

Fewest Rushing Yards

1. 9391970 season
2. 1,0461969 season
3. 1,0631968 season
4. 1,1121989 season
5. 1,1601983 season

Fewest Rushing TDs

1. 51989 season
2. 61983 season
3. 71980 season
71967 season
5. 81961 season

Fewest Passing Attempts

1. 981957 season
2. 1031965 season
3. 1131964 season
4. 1141953 season
5. 1291956 season

Fewest Passes Completed

1. 401965 season
2. 421957 season
3. 431971 season
4. 461970 season
5. 501956 season

Fewest Passing Yards

1. 5641965 season
2. 5791961 season
3. 5851957 season
4. 6121971 season
5. 6341970 season

Fewest Interceptions Thrown

1. 41954 season
2. 51953 season
3. 61959 season
4. 71993 season

Fewest TD Passes

1. 11970 season
11957 season
3. 21961 season
21955 season

Fewest Offensive Plays

1. 5001956 season
2. 5051955 season
3. 5651967 season
4. 5771953 season
5. 5821958 season

Fewest Yards Total Offense

1. 1,9681961 season
2. 2,0641956 season
3. 2,1971967 season
4. 2,2721955 season
5. 2,2881957 season

Fewest First Downs

1. 1291967 season
2. 1301961 season
3. 1381972 season

4. 1421989 season
5. 1431969 season

Fewest Fumbles

1. 112009 season
2. 121999 season
3. 141993 season
4. 152000 season

Fewest Fumbles Lost

1. 22009 season
2. 31992 season
3. 51993 season
4. 61999 season

Fewest Turnovers

1. 102009 season
2. 121993 season
3. 161994 season
4. 191996 season

Fewest Penalties

1. 431998 season
2. 441980 season
3. 451967 season
4. 48in 3 seasons

Fewest Penalty Yards

1. 3641998 season
2. 3811994 season
3. 3981980 season
4. 4101964 season

Fewest Punts

1. 221954 season
2. 331964 season
331955 season
4. 341953 season

Fewest Punting Yards

1. 7501954 season
2. 1,1701953 season
3. 1,1961955 season
4. 1,2081964 season

Fewest Punt Return Yards

1. 601964 season
2. 621989 season
3. 671984 season
4. 841966 season

Fewest Kickoff Returns

1. 151953 season
2. 201976 season
3. 211958 season
211952 season

Fewest Kickoff Return Yards

1. 3041953 season
2. 3621951 season
3. 3731950 season
4. 4021952 season
5. 4061958 season



The 1953 Bearcats had 2,947 rushing yards, with four players finishing with 400 or more yards for the season, including Joe Concilla (above), with 422 rushing yards.



SEASON DEFENSE

Fewest Points

1.	4.....	1887 season
2.	6.....	1885 season
	6.....	1888 season
4.	10.....	1904 season
5.	12.....	1886 season
6.	13.....	1918 season

Fewest Rushing Attempts

1.	338.....	1997 season
2.	366.....	1966 season
3.	367.....	1965 season
4.	368.....	1954 season
5.	375.....	1960 season
6.	391.....	1964 season

Fewest Rushing Yards

1.	841.....	1965 season
2.	871.....	1977 season
3.	930.....	1997 season
4.	1,147.....	1973 season
5.	1,184.....	1954 season
6.	1,208.....	1951 season

Fewest Passing Attempts

1.	90.....	1955 season
2.	135.....	1953 season
	135.....	1948 season
4.	141.....	1961 season
5.	142.....	1956 season
6.	153.....	1958 season
7.	154.....	1957 season
8.	155.....	1954 season

Fewest Passes Completed

1.	43.....	1955 season
	43.....	1953 season
3.	50.....	1961 season
4.	54.....	1956 season
5.	55.....	1957 season
6.	59.....	1948 season

Fewest Passing Yards

1.	417.....	1953 season
2.	738.....	1955 season
3.	748.....	1971 season
4.	796.....	1960 season
5.	800.....	1954 season
6.	809.....	1961 season

Fewest Yards Total Defense

1.	1,843.....	1953 season
2.	1,984.....	1954 season
3.	2,065.....	1957 season
4.	2,174.....	1960 season
5.	2,343.....	1952 season
6.	2,426.....	1958 season
7.	2,440.....	1961 season
8.	2,448.....	1965 season
9.	2,498.....	1951 season

The 2007 Bearcats led the nation in takeaways with 42.

**Fewest Passes Intercepted**

1.	6.....	1994 season
	6.....	1987 season
3.	7.....	1955 season
	7.....	1948 season
	7.....	2005 season
6.	8.....	2010 season
	8.....	1986 season
	8.....	1984 season
	8.....	1979 season
	8.....	1962 season

Fewest Interception Return Yards

1.	3.....	2005 season
2.	39.....	1967 season
3.	43.....	1987 season
4.	51.....	2004 season
5.	59.....	1979 season
6.	65.....	1955 season
7.	66.....	1984 season

Most Points

1.	465.....	1998 season
2.	460.....	1990 season
3.	424.....	1984 season
4.	379.....	1989 season
	379.....	1988 season

Most Rushing Attempts

1.	642.....	1972 season
2.	626.....	1984 season
3.	625.....	1979 season
4.	599.....	1971 season
5.	581.....	1980 season

Most Rushing Yards

1.	3,448.....	1984 season
2.	3,158.....	1990 season
3.	3,020.....	1987 season
4.	3,018.....	1972 season
5.	2,690.....	1994 season

Most Passing Attempts

1.	493.....	2007 season
2.	477.....	2008 season
3.	432.....	1997 season
4.	427.....	2002 season
5.	420.....	2009 season
6.	419.....	2006 season
7.	357.....	2000 season
8.	347.....	1995 season
9.	337.....	2003 season
	337.....	2001 season

Most Passing Completions

1.	295.....	2007 season
2.	268.....	2008 season
3.	267.....	2009 season
4.	240.....	2010 season
5.	222.....	1997 season
6.	220.....	2002 season
7.	219.....	2006 season
8.	210.....	2000 season
9.	196.....	1985 season
10.	193.....	1986 season

Most Passing Yards

1.	3,302.....	2007 season
2.	2,993.....	2009 season
3.	2,897.....	2008 season
4.	2,808.....	2010 season
5.	2,763.....	1997 season
6.	2,690.....	1994 season
7.	2,640.....	1998 season
8.	2,621.....	2006 season
9.	2,519.....	2002 season
10.	2,486.....	1986 season

Most Yards Total Defense


1.	5,328.....	1998 season
2.	5,298.....	1984 season
3.	5,261.....	1990 season
4.	4,862.....	2009 season
5.	4,838.....	1987 season
6.	4,787.....	2007 season
7.	4,669.....	1985 season
8.	4,601.....	1986 season

Most Passes Intercepted

1.	33.....	1951 season
2.	26.....	2007 season
3.	23.....	1950 season
4.	22.....	2002 season
	22.....	1970 season
6.	21.....	1966 season
	21.....	1952 season
8.	20.....	1995 season

Most Interception Return Yards

1.	565.....	1951 season
2.	422.....	2007 season
3.	333.....	2008 season
4.	316.....	1956 season
5.	308.....	1976 season
6.	282.....	1949 season
7.	281.....	2000 season
8.	278.....	1982 season



Doug DeRosa helped the 1965 squad hold opponents to a school-record 841 yards rushing.



HONORS AND AWARDS

NATIONAL AWARDS

LOU GROZA AWARD

2000 Jonathan Ruffin

RAY GUY AWARD

2008 Kevin Huber (Finalist)

ESPN HOME DEPOT COACH OF THE YEAR

2009 Brian Kelly

EDDIE ROBINSON COACH OF THE YEAR

2009 Brian Kelly (Finalist)

BEAR BRYANT COACH OF THE YEAR

2009 Brian Kelly (Finalist)

LIBERTY MUTUAL COACH OF THE YEAR

2009 Brian Kelly (Finalist)

GEORGE MUNGER AWARD

2009 Brian Kelly (Finalist)

TEAM AWARDS

CLAUDE ROST AWARD

(Most Valuable Player)

2010 Armon Binns

2009 Mardy Gilyard

2008 Connor Barwin

2007 Ben Mauk

Haruki Nakamura

2006 Brent Celek

2005 Adam Roberts

2004 Trent Cole

Gino Guidugli

2003 Jamar Enzor

2002 Blue Adams,

DeMarco McCleskey

Antwan Peek

2001 Gino Guidugli

2000 Jonathan Ruffin

Deonety Kenner

1999 Robert Cooper

1998 Chad Plummer

1997 Brad Jackson

Philip Curry

1996 Chris Hewitt

Philip Curry

1995 Robert Tate

1994 Sam Barnes

1993 David Small

1992 Ronnie Dixon

1991 Ronnie Shannon

1990 Terry Strong

1989 Phil Poirier

1988 Chris Asbeck

1987 Danny McCoin

1986 Reggie Taylor

1985 Reggie Taylor

1984 Reggie Taylor

1983 Don Goodman

1982 Allen Harvin

1981 James Bettis

1980 James Bettis

1979 Mike Brookins

1978 Howie Kurnick

1977 Dan Rains

1976 Mike Woods

1975 Paul Hunter

1974 Tom Marvaso

1973 Evan Jolitz

1972 Billy Hunter

1971 Randy McBride

1970 Earl Willson

1969 Jim O'Brien

1968 Greg Cook

1967 Tony Jackson

Jerry Misik

1966 John Parker

Jay Bachman

1965 Rich Fugere

1964 Brig Owens

Jerry Momper

1963 Darrell Cauley

1962 Phil Goldner

Rufus Simmons

1961 Ken Byers

1960 Hurdie Phillips

1959 Jack Lee

1958 Joe Morrison

1957 Barry Maroney

1956 Gus Del Rosa

JOHN PEASE AWARD

(Most Outstanding Lineman)

2010 Jason Kelce (Off.)

Derek Wolfe (Def.)

2009 Alex Daniels (Def.)

Jeff Linkenbach (Off.)

2008 Terrill Byrd (Def.)

Jeff Linkenbach (Off.)

2007 Glen "Digger" Bujnoch (Off.)

Terrill Byrd (Def.)

2006 Jeff Reinstatler (Off.)

Trevor Anderson (Def.)

2005 Steve Eastlake (Off.)

Adam Roberts (Def.)

2004 Adam Shorter (Off.)

Trent Cole (Def.)

2003 Kyle Takavitz (Off.)

Andre Frazier (Def.)

2002 Kirt Doolin (Off.)

Antwan Peek (Def.)

2001 Josh Shneyderov (Off.)

Antwan Peek (Def.)

2000 Doug Rosfeld (Off.)

Antwan Peek (Def.)

1999 Doug Rosfeld (Off.)

Mario Monds (Def.)

1998 Brian Uhl (Off.)

Percy Evans (Def.)

1997 Jason Fabini (Off.)

Derrick Ransom (Def.)

1996 Jason Fabini (Off.)

Derrick Ransom (Def.)

1995 Jamie Lemire

1994 Matt Vaupel

1993 Ray Woodside (Off.)

Bob Duckens (Def.)

1992 Jamie Crysedale

1991 Richard Johnson

1990 John Arena

1989 Phil Poirier

1988 Chris Asbeck

1987 Chris Asbeck

1986 Alex Gordon

1985 Nick Frankos

1984 Alex Gordon

1983 George Jamison

1982 Joe Olding

1981 Kari Yli Renko

1980 Joe Olding

1979 Farley Bell

1978 Howie Kurnick

1977 Howie Kurnick

1972 Bob Menke (Off.)

Charley Stovall (Def.)

1971 John Mack (Off.)

Craig Heneveld (Def.)

1970 Ken Weingart (Off.)

Tom Fletcher (Def.)

1969 Bob Merkich (Off.)

Earl Willson (Def.)

1968 Denny Blank (Off.)

John Studenka (Def.)

1966 Kevin Teismann (Off.)

John Parker (Def.)

1965 Rich Lucka (Off.)

Rich Fugere (Def.)

1964 Bob Taylor (Off.)

Rich Fugere (Def.)

1963 Jerry Momper (Off.)

Darrell Cauley (Def.)

Dan Points (Def.)

1962 Jim Paris

1960 Bob McCutcheon

1959 Dave Canary

1958 Dave Canary

1957 Dick Seomin

1956 Gus Del Rosa

BRIG OWENS AWARD

(Most Outstanding Back)

2010 Zach Collaros (Off.)

Drew Frey (Def.)

Isaiah Pead (Off.)

2009 Tony Pike (Off.)

Aaron Webster (Def.)

2008 DeAngelo Smith

2007 Mike Mickens

2006 Greg Moore (Off.)

Kevin McCullough (Def.)

2005 Bradley Glatthaar (Off.)

Corey Smith (Def.)

2004 Richard Hall (Off.)

Tyjuan Hagler (Def.)

2003 Gino Guidugli (Off.)

Zach Norton (Def.)

2002 Blue Adams (Def.)

DeMarco McCleskey (Off.)

2001 Ray Jackson (Off.)

DeMarco McCleskey (Off.)

Zach Norton (Def.)

2000 Ray Jackson (Off.)

DeJuan Gossett (Def.)

DeMarco McCleskey (Off.)

1999 Deontey Kenner (Off.)

Jeff Burrow (Def.)

1998 Deontey Kenner (Off.)

Shawn Ferguson (Def.)

1997 Landon Smith (Off.)

Tinker Keck (Def.)

1996 Sam Barnes

1995 Muhammed El-Mubarak

1994 Reggie Hudson

1993 Jocelyn Borgella

1992 Jocelyn Borgella

1991 David Small

1990 Joe Koynock

1989 Jackie Cooper

1988 Al McKinney (Off.)

Marvin Bowman (Def.)

1987 Danny McCoin (Off.)

Terry Noble (Def.)

1986 Reggie Taylor (Off.)

John Lewis (Def.)

1985 Reggie Taylor (Off.)

Jon Sawyer (Def.)

1984 Reggie Taylor (Off.)

Rob Niehoff (Def.)

1983 Don Goodman (Off.)

Robert Gibbs (Def.)

1982 Allen Harvin (Off.)

Antonio Gibson (Def.)

1981 Hobson Milner (Off.)

Antonio Gibson (Def.)

1980 James Bettis (Off.)

Tim Schira (Def.)

1979 Ralph Williams (Off.)

Mike Brookins (Def.)

1978 Allen Harvin (Off.)

Dwayne Berry (Def.)

1972 Reggie Harrison (Off.)

Evan Jolitz (Def.)

1971 Albert Johnson (Off.)

Ron Ertle (Def.)

1970 Albert Johnson (Off.)

Billy Hunter (Def.)

1969 Albert Johnson (Off.)

Tony Sexton (Def.)

1968 Lloyd Pate (Off.)

Mike Barrett (Def.)

1966 Ed Ford (Off.)

Bob Amburgy (Def.)

1965 Bill Bailey (Off.)

Doug DeRosa (Def.)

1964 Brig Owens (Off.)

Albert Johnson (Off.)

Errol Prisby (Off.)

Bob Steinhauer (Def.)

1963 Brig Owens (Off.)

Dave Merriam (Def.)

1962 Royce Starks

1960 Ed Banks

1959 Ed Kovac

1958 Bob Del Rosa

1957 Barry Maroney



1956 Jim Niemann

MOST OUTSTANDING LINEBACKER

2010 J.K. Schaffer

MOST OUTSTANDING RECEIVER

2010 Armon Binns

2009 Armon Binns

2008 Dominick Goodman

2007 Dominick Goodman

2006 Derrick Stewart

2005 Brent Celek

2004 Hannibal Thomas

2003 Thaddeus Lewis

2002 Jon Olinger

2001 LaDaris Vann

GLENN SAMPLE AWARD

(Community Service)

2010 John Goebel

2009 Brad Jones

2008 Mardy Gilyard

2007 Dustin Grutza

SPECIALIST OF THE YEAR

2010 Jacob Rogers

SPECIAL TEAMS PLAYER OF THE YEAR

2010 Collin McCafferty

2009 Mike Windt

2008 Brandon Underwood

2007 Kevin Huber

2006 Dominick Goodman

2005 Chet Ervin

2005 Donald Germany

2004 Kevin Lovell

2003 Chris Manfredini

2002 Tye Keith

2001 Adam Wulfeck

JIM KELLY AWARD

(Outstanding Spirit)

2010 C.J. Cobb (Off.)

Walter Stewart (Def.)

2009 John Goebel

2008 Dustin Grutza (Off.)

Lamonte Nelms (Def.)

2007 Mike Daniels (Off.)

Jon Carpenter (Def.)

2006 Bill Poland (Off.)

Dominic Ross (Def.)

2005 Ryan Brown (Off.)

Dominic Ross (Def.)

2004 Clint Stickdorn (Off.)

Doug Monaghan (Def.)

2003 Josh Shneyderov (Off.)

Jason Russell (Def.)

2002 Josh Gardner (Off.)

Derrick Adams (Def.)

Willis Edwards (Def.)

2001 Tim Walker (Off.)

Nathan Wize (Off.)

Derrick Adams (Def.)

Willis Edwards (Def.)

2000 Jason Collins-Baker (Off.)

Troy Evans (Def.)

1999 Jason Lisek (Off.)

Troy Evans (Def.)

1998 Vince Byrd (Off.)

Hassan Champion (Def.)

1997 Joel Dolinski (Off.)

Artrell Hawkins (Def.)

1996 Steve Smith (Off.)

Darrius Felder (Def.)

1995 Pat Oakes (Off.)

Sam Black (Def.)

1994 Diron Bolar

1993 Lance Harp

1992 Jim Carmon (Off.)

Gary Reid (Def.)

1991 John Arena

1990 Travis Jones

1989 Vincent Munlin

C-CLUB/STROTHMAN AWARD

(Academic & Athletic Excellence)

2010 Alex Hoffman

2009 Alex Hoffman

2008 Ryan Manalac

2007 Glen "Digger" Bujnoch

2006 Tony Carvitti

2005 Tony Carvitti

2004 Andre Frazier

2003 Josh Shneyderov

2002 Kirt Doolin

2001 Adam Hoover

2000 Greg Lee

1999 Ashley Hunt

1998 Bryan Preston

1997 John Kobalka

1996 John Kobalka

1995 John Kobalka

1993 Mike Guzda

1992 Kris Bjorson

1991 Chris Carmon

1990 Kyle Stroh

1989 Jack Bruscanelli

SCOUT TEAM PLAYER OF THE YEAR

2010 Camaron Beard (Def.)

Travis Kelce (Off.)

2009 Vidal Hazelton (Off.)

Collin McCafferty (Def.)

2008 Danny Milligan (Off.)

Walter Stewart (Def.)

2007 John Goebel (Off.)

Alex Delisi (Def.)

2006 John Goebel (Off.)

Jason Kelce (Def.)

Marshwan Gilyard (Spec.)

2005 Jared Martin (Off.)

Donnell McKenzie (Def.)

2004 Dustin Grutza (Off.)

Tony Carvitti (Def.)

2003 Evan Sparks (Off.)

Todd Spitzer (Off.)

James Brooks (Def.)

2002 Rodrick Stevens (Off.)

Donald Germany (Def.)

2001 Donald Germany (Def.)

Richard Hall (Off.)

2000 Andre Frazier (Def.)

John Leonard (Off.)

1999 Ray Jackson (Off.)

Chas Hall (Def.)

1998 Tye Keith (Off.)

Willis Edwards (Def.)

1997 DuShawn Dorsey (Off.)

Paul Stephens (Def.)

1996 Jason Collins-Baker (Off.)

Eddie Johnson (Def.)

1995 Jeremy Teall (Off.)

Gerard Brayboy (Def.)

NEWCOMER OF THE YEAR

2009 Samuel Griffin (Off.)

J.K. Schaffer (Def.)

2008 Dominique Battle

2007 Marcus Barnett

2006 Jeff Linkenbach (Off.)

Aaron Webster (Def.)

2005 Dustin Grutza (Off.)

Trevor Anderson (Def.)

Terrill Byrd (Def.)

Mike Mickens (Def.)

2004 Earnest Jackson (Off.)

Anthony Hoke (Def.)

2003 Hannibal Thomas (Off.)

Mike Wright (Def.)

2002 Trent Cole (Def.)

Travis McGee (Off.)

2001 Gino Guidugli (Off.)

Doug Monaghan (Def.)

2000 Shawn Murphy (Off.)

Zach Norton (Def.)

1999 Josh Gardner (Off.)

Ivan Fields (Def.)

1998 DeMarco McCleskey (Off.)

Blue Adams (Def.)

1997 Jason Collins-Baker (Off.)

DeJuan Gossett (Def.)

1996 Robert Cooper

1995 Chad Plummer (Off.)

Orlando Smith (Off.)

1994 Jason Fabini (Off.)

Philip Curry (Def.)

1993 Chris Hewitt

1992 Jamie Lemire

1991 Reggie Hudson

1990 Paul Anderson (Off.)

Nate Dingle (Def.)

NEXT MAN IN AWARD

2009 Zach Collaros

CONFERENCE AWARDS**ALL-BIG EAST CONFERENCE**

2010 Armon Binns, WR (1st)

Zach Collaros, QB (1st)*

Ben Guigudli, TE (2nd)

Jason Kelce, OL (2nd)

Isaiah Pead, RB (2nd)

JK Schaffer, LB (2nd)

DJ Woods, WR (2nd)

2009 Brian Kelly

(Coach of the Year)

Mardy Gilyard, KR & WR (1st)

(Special Teams Player of the Year)

Armon Binns, WR (2nd)

Ben Guigudli, TE (2nd)

Alex Hoffman, OL (2nd)

Chris Jurek, C (1st)

Jason Kelce, OL (2nd)

Jeff Linkenbach, OL (2nd)

Ricardo Mathews, DL (2nd)

Tony Pike, QB (1st)

Aaron Webster, DB (1st)

2008 Brian Kelly

(Coach of the Year)

Mardy Gilyard, KR & WR (1st)

(Special Teams Player of the Year)

Connor Barwin, DE (1st)

Kevin Huber, P (1st)

Mike Mickens, CB (1st)

Brandon Underwood, S (1st)

Terrill Byrd, DT (2nd)

Trevor Canfield, OL (2nd)

Dominick Goodman, WR (2nd)

Tony Pike, QB (2nd)

2007 Brian Kelly

(Coach of the Year)

Kevin Huber, P (1st)

(Special Teams Player of the Year)

Haruki Nakamura, DB (1st)

Mike Mickens, CB (1st)

Terrill Byrd, DL (1st)

Anthony Hoke, DL (2nd)

DeAngelo Smith, CB (2nd)

Trevor Canfield, OL (2nd)

Marcus Barnett, WR (2nd)

2006 Terrill Byrd, DT (1st)

Kevin McCullough, LB (1st)

Dominic Ross, S (1st)

Trevor Canfield, G (2nd)

Brent Celek, TE (2nd)

Mike Mickens, CB (2nd)

2005 Mike Mickens, CB (2nd)

Corey Smith, LB (2nd)

*-Unanimous selection

AMERICAN EAGLE BIG EAST FOOTBALL**SCHOLAR-ATHLETE OF THE YEAR**

2010 John Goebel

ACADEMIC ALL-BIG EAST

2010 Chazz Anderson

Alex Apyan

Robby Armstrong

Austen Bujnoch

Alex Delisi

T.J. Franklin

Drew Frey

Dan Giordano

John Goebel

Alex Hoffman

Sean Hooley

Brendon Kay

Colin Lozier

Collin McCafferty

Mitch Meador

Pat O'Donnell

Demetrius Richardson

J.K. Schaffer

George Winn



HONORS AND AWARDS

2009	Chazz Anderson Alex Delisi T.J. Franklin Drew Frey Dan Giordano John Goebel Alex Hoffman Sean Hooley Jeff Linkenbach Collin McCafferty J.K. Schaffer Aaron Webster	Mardy Gilyard, ST (12/7) Tony Pike, Off. (12/7)	Doug Rosfeld, OL (1st) Adam Wulfeck, P (2nd)	C-USA PLAYER OF THE WEEK
		2008	1998	2004
		Connor Barwin, ST (10/6) Mardy Gilyard, ST (9/8) Mardy Gilyard, ST (11/9) Dustin Grutza, Off. (9/2) Kevin Huber, ST (10/13) Jake Rogers, ST (11/30) Aaron Webster, Def. (11/9)	Hassan Champion, LB (2nd) Brian Uhl, OL (1st)	Richard Hall, Offense (9/11) Trent Cole, Defense (9/25) Andre Frazier, Defense (10/30) Chet Ervin, Specialist (10/30) Gino Guidugli, Off. (11/6) Gino Guidugli, Off. (11/20)
2008	Chazz Anderson Robby Armstrong Zach Collaros John Goebel Alex Hoffman Kevin Huber Jeff Linkenbach Ryan Manalac J.K. Schaffer DeAngelo Smith Cedric Tolbert	2007	1997	2003
		Ben Mauk, Off. (10/11) Ben Mauk, Off. (11/26) Mike Mickens, Def. (9/3) Ryan Manalac, Def. (10/8) Haruki Nakamura, Def. (11/5) Jake Rogers, ST (9/10) Kevin Huber, ST (10/8)	Pierre Brilliant, OL (2nd) Phillip Curry, LB (1st) Jason Fabini, OL (1st) Brad Jackson, LB (1st) Tinker Keck, DB & PR (1st) (Special Teams Player of the Year) Derrick Ransom, DL (2nd) Brian Uhl, OL (2nd)	Trent Cole, Defense (9/22) Richard Hall, Offense (9/29)
		2006	1996	2002
		Dustin Grutza, Off. (10/30) DeAngelo Smith, Def. (11/20)	Phillip Curry, LB (2nd) Joel Dolinski, OL (2nd) Jason Fabini, OL (1st) Darrius Felder, DL (1st) Sam Games, DB (1st) Chris Hewitt, DB (2nd) Brad Jackson, LB (2nd) Eric Richards, PK (1st) Daryl Royal, RB (2nd) Steve Smith, P (1st) Brian Uhl, OL (2nd)	Gino Guidugli, Offense (9/3) Blue Adams, Defense (9/23) Andre Frazier, Def. (11/11) Antwan Peek, Def. (9/30) Antwan Peek, Def. (12/1)
		2005		2001
		Dustin Grutza, Off. (9/3) Chet Ervin, ST (10/29) Kevin McCullough, Def. (10/29)	Sam Games, DB (1st) Chris Hewitt, DB (2nd) Brad Jackson, LB (2nd) Darryl Royal, RB (2nd) Steve Smith, P (1st) Brian Uhl, OL (2nd)	Gino Guidugli, Off. (9/10) Gino Guidugli, Off. (12/3) Adam Wulfeck, Spec. (10/8) Antwan Peek, Spec. (10/15) Antwan Peek, Def. (10/22) Antwan Peek, Def. (12/3) Jonathan Ruffin, Spec. (11/5) Jon Olinger, Off. (11/26)
2007	Digger Bujnoch Chris Flores Kevin Huber Jeff Linkenbach Ryan Manalac Brad Bury Jon Carpenter Tony Carvitti Brent Celek Chris Flores Kevin Huber Jeff Linkenbach Ryan Manalac Bill Poland Dominic Ross Kurt Shoemaker Brian Steel Jon Tobin Cedric Tolbert	ALL-CONFERENCE USA	1995	2000
		2004	Muhammed El-Mubarak, LB (2nd) Jason Fabini, OL (1st) Darrius Felder, DL (1st) Sam Games, DB (1st) Chris Hewitt, DB (2nd) Brad Jackson, LB (1st) Jamie Lemire, OL (2nd) Eric Richards, PK (2nd) Orlando Smith, RB (2nd) Steve Smith, P (2nd) Robert Tate, WR & KR (1st) (Offensive & Special Teams Player of the Year)	Troy Evans, Def. (9/12) Jason Mammarelli, Spec. (9/12) Jonathan Ruffin, Spec. (9/5) Jonathan Ruffin, Spec. (11/20) Ivan Fields, Def. (11/13) Gerry Ruff, Def. (11/20)
				1999
2006	Digger Bujnoch Brad Bury Jon Carpenter Tony Carvitti Brent Celek Chris Flores Kevin Huber Jeff Linkenbach Ryan Manalac Bill Poland Dominic Ross Kurt Shoemaker Brian Steel Jon Tobin Cedric Tolbert	2003	CONFERENCE USA ALL-FRESHMAN	Robert Cooper, Off. (11/1)
		Trent Cole, DE (1st) Jamar Enzor, LB (3rd) Andre Frazier, DE (2nd) Daven Holly, DB (2nd) Zach Norton, DB (2nd) Kyle Takavitz, OL (1st)	2004	1998
		2002	Anthony Hoke, DE Doug Jones, FB	Shawn Ferguson, Def. (10/19)
		Blue Adams, DB (2nd) Kirt Doolin, OL (1st) Gino Guidugli, QB (2nd) DeMarco McCleskey, RB (2nd) Antwan Peek, DL (1st) Jonathan Ruffin, K (2nd) LaDaris Vann, WR (1st)	2002	1997
		2001	Chet Ervin, P Joel Yakovac, OL	Chad Plummer, Off. (9/1) Entire Defense (9/22) Doug Johnson, Spec. (9/29) Artrell Hawkins, Def. (9/29) Tinker Keck, Def. (10/6) Phillip Curry, Def. (10/27) Tinker Keck, Spec. (10/27)
		2000	Andre Frazier, DL Gino Guidugli, QB (Freshman of the Year) Doug Monaghan, DB Kyle Takavitz, OL	Chad Plummer, Off. (9/9) Chad Plummer, Off. (10/21) Phillip Curry, Def. (9/9) Chris Hewitt, Def. (11/25) Eric Richards, Spec. (9/30) Daryl Royal, Off. (9/30) Steve Smith, Spec. (10/21) Robert Cooper, Off. (10/28) Eric Richards, Spec. (11/18) Robert Tate, Spec. (11/25)
2005	Ryan Brown Digger Bujnoch Jon Carpenter Anthony Carvitti Brent Celek Ryan Manalac William Poland Dominic Ross Jonny Zwiitt		2000	
			Josh Shneyderov, OL	
			1999	
			Derrick Adams, DL Ivan Fields, DB Josh Gardner, OL P.J. Mays, RB LaDaris Vann, WR (Freshman of the Year)	ALL-LIBERTY BOWL ALLIANCE
			1998	1995
			Blue Adams, DB Kirt Doolin, OL DeMarco McCleskey, RB Ben Piening, DL Adam Wulfeck, P	Muhammed El-Mubarak, LB Sam Games, DB Chris Hewitt, DB Jamie Lemire, OL Robert Tate, WR & KR (Special Teams Player of the Year) Rick Minter (Coach of the Year)
			1997	1994
			DeJuan Gossett, DB Jason Mammarelli, K	Matt Vaupel, OG
			1996	
			Ken Biggs, OL Robert Cooper, RB	ALL-INDEPENDENT FB ALLIANCE
				1993
				Jocelyn Borgella, CB Jason Coppess, LB Chris Hewitt, KOR David Small, RB

BIG EAST CONFERENCE PLAYERS OF THE WEEK

2010	Armon Binns, Off. (10/18)
2009	Tony Pike, Off. (9/7) Mardy Gilyard, ST (9/14) Mardy Gilyard, Off. (9/28) Jacob Rogers, ST (10/19) Zach Collaros, Off. (11/9) Jacob Rogers, ST (11/9) Tony Pike, Off. (11/30)



Ray Woodside, OG
1992 Alan Fletcher, FS
Marlon Pearce, WR

ALL-METRO CONFERENCE

1989 John Arena, OG
Marvin Bowman, FS
Jack Brusciannelli, LB
Phil Poirier, NT
1988 Chris Asbeck, DT
Daryl Huber, TE
Al McKinney, RB
Andrew Stewart, DE
1987 Chris Asbeck, DT
Bill Davis, WR
Phil Insalaco, PK
Roosevelt Mukes, WR
Andrew Stewart, DE
1986 Reggie Taylor, RB (MVP)
Alex Gordon, LB
John Lewis, FS
Danny McCoin, QB
Jason Stargel, WR
1985 Reggie Taylor, RB (MVP)
Shaun Burdick, P
Nick Gotovac, C
Danny McCoin, QB
Richard Rhodes, S
1984 Deno Foster, WR
Reggie Taylor, RB
1983 Gene Beck, OG
Don Goodman, FB
George Jamison, DE
1982 Gene Beck, OG
Allen Harvin, TB
Errol Cleveland, DE
Antonio Gibson, S
1981 James Bettis, TB (MVP)
Kari Yli-Renko, OT
Mike Brookins, LB
Antonio Gibson, S
1979 Farley Bell, DE

ALL-MISSOURI VALLEY CONFERENCE

1969 Jim O'Brien, E
Bob Merkich, OT
Earl Willson, LB
1968 Jim O'Brien, E
Bob Merkich, OT
Greg Cook, QB
1967 Ed Nieman, OG
Lloyd Pate, HB
Tony Jackson, DB
1966 Kevin Teismann, OG
Bob Amburgy, DB
1965 Rich Lucka, OT
Bill Bailey, HB
Doug DeRosa, DB
1964 Bob Taylor, T
Roger Perdrux, G
Al Nelson, HB
Brig Owens, HB
1963 Jim Curry, E
Darrell Cauley, G
Brig Owens, HB
1962 Royce Starks, HB

1961 Ken Byers, T
Rufus Simmons, G
1960 Ken Byers, T
Fred Oblak, HB
1959 Jim Leo, E
Jack Lee, QB
Ed Kovac, HB
1958 Jack Lee, QB
Ed Kovac, HB
1957 Jim Leo, E
Ron Couch, G
Dick Seomin, C
Joe Morrison, HB
Barry Maroney, HB

ALL-MID-AMERICAN CONFERENCE

1952 Terry Boyle, G
Dom Del Bene, HB
Don Fritz, DE
Dick Goist, HB
Don Grammer, T
Gene Rossi, QB
Glen Sample, LB
Bill Shalosky, G
1951 Bob Dougherty, FB
Dick Jarvis, E
Andy Matto, T
Frank Middendorf, C
Gene Rossi, QB
Glen Sample, LB
Bill Shalosky, G
Bob Stratton, DB
1950 Jim Kelly, E
Frank Middendorf, C
Gene Rossi, QB
Bill Shalosky, G
Bob Stratton, DB
1949 Lee Haslinger, G
Jim Kelly, E
Tom O'Malley, QB
1948 Jim Dougherty, FB
John Vilkoski, G
1947 Dick Langenbeck, T
Roger Stephens, HB
John Vilkoski, G

ALL-STAR GAME PARTICIPANTS

ALL-AMERICAN BOWL

1959 Ed Denk, T
1960 Jim Leo, E

ALL-AMERICAN CLASSIC

1989 Marvin Bowman, DB

AMERICAN BOWL

1969 Greg Cook, QB
1970 Jim O'Brien, E

BLUE-GRAY GAME

1951 Frank Middendorf, C
1957 Barry Maroney, HB
1959 Jack Lee, QB
Max Messner, T
1968 Greg Cook, QB
Tom Rossley, E
1975 Clarence Sanders, LB

1976 Lou West, DB
1986 Alex Gordon, LB (MVP)
1989 Marvin Bowman, DB
1992 Jamie Crysedale, C
Ronnie Dixon, DT
1996 Chris Hewitt, DB
1999 Tinker Keck, DB

COACHES ALL-AMERICA GAME

1970 Jim O'Brien, E

COLLEGE ALL-STAR GAME

1953 Bill Shalosky, G
1959 Joe Morrison, HB
1960 Jim Leo, E (MVP)
Ed Kovac, HB
1962 Ken Byers, T
1965 Al Nelson, HB
1969 Greg Cook, QB (MVP)
1971 Bob Bell, T

EAST-WEST SHRINE GAME

1944 Jim Dougherty, HB
1952 Bill Shalosky, G
1955 Dick Goist, HB
1954 Jack Campbell, G
1964 Al Nelson, HB
1969 Jim O'Brien, E
1970 Bob Bell, T
1973 Tom Forrest, OG
1975 Tom Marvaso, DB
1976 Keith Jenkins, DB
1987 Alex Gordon, LB
Reggie Taylor, RB
1988 Danny McCoin, QB
1989 Andrew Stewart, DE
1992 Jamie Crysedale, C
1999 Tinker Keck, S
2000 Mario Monds, DT
2007 Brent Celek, TE
2008 Brandon Underwood, DB
2010 Armon Binns, WR

FLORIDA CITRUS ALL-STAR CLASSIC

1998 Chad Plummer, WR
2000 Deontey Kenner, QB
2002 Kirt Doolin, OL
DeMarco McCleskey, RB
Jonathan Ruffin, K (MVP)
2003 Zach Norton, DB
2004 Jamar Enzor, LB

HULA BOWL

2008 Angelo Craig
Glen "Digger" Bujnoch
Anthony Hoke
Haruki Nakamura

JAPAN BOWL

1977 Dan Rains, DE
1981 James Bettis, TB

LAS VEGAS CLASSIC

2004 Hannibal Thomas, WR
2005 Chet Ervin, P
Adam Roberts, DE

NORTH-SOUTH SHRINE GAME

1976 Gary Oetjen, C
Lou West, DB

NORTH-SOUTH GAME

1953 Bob Marich, G
1959 Ed Kovac, HB
Jim Leo, E
Joe Morrison, HB
1960 Ron Kostelnik, T

ALL-OHIO SHRINE BOWL

1972 Billy Hunter, S
Ed Bolis, LB
Denny Holthaus, OG
1973 Reggie Harrison, HB
Quincy Daniels, HB
Mike Kleinhenz, LB
1974 Mike Campbell, QB
Jeff West, TE
Jim Hoeh, DT
1975 Jay Bonds, FB (MVP)
Paul Hunter, DB
Ed Jones, DT
1976 Steve Bell, TE
Harold Lee, FL
Henry Miller, QB

SENIOR BOWL

1952 Frank Middendorf, C
1959 Joe Morrison, HB
Dick Goist, HB
1960 Jack Lee, QB (MVP)
Ed Kovac, HB
Jim Leo, E
1969 Greg Cook, QB
Tom Rossley, E
1970 Jim O'Brien, E
1971 Bob Bell, T
1975 Tom Marvaso, DB
1977 Mike Woods, LB
1989 Andrew Stewart, DE
Chris Asbeck, DT
1996 Robert Tate, WR
1997 Jason Fabini, OT
Artrell Hawkins, CB
Brad Jackson, LB
Derrick Ransom, DE
2000 Mario Monds, DT
2004 Trent Cole, DE
2008 Connor Barwin, DE
Trevor Canfield, OL
Kevin Huber, P
Mike Mickens, DB
DeAngelo Smith, DB
Brandon Underwood, DB
2009 Mardy Gilyard, WR
Tony Pike, QB
Mike Windt, LS

TEXAS VS. THE NATION ALL-STAR BOWL

2007 John Bowie, CB
2009 Alex Daniels, DL
Aaron Webster, DB
2010 Jacob Rogers, K




ALL-AMERICANS



Danny Barrett
1982 AP Honorable Mention



Bob Bell
1970 Central Press Second Team
1970 AP Third Team



James Bettis
1981 AP Honorable Mention



Ken Byers
1961 Williamson Ratings Second Team



Terrill Byrd
2007 AP Second Team



Trevor Canfield
2008 AP Second Team



Toney Catchings
1986 Honorable Mention Sporting News




Trent Cole
2004 CollegeFootballNews.com



Greg Cook
1968 AP Second Team
1968 UPI Second Team
1968 NEA Second Team



Deno Foster
1984 AP Honorable Mention



Antonio Gibson
1981 AP Honorable Mention
1982 AP Honorable Mention



Mardy Gilyard
2009 AFCA First Team



Dick Goist
1953 Honorable Mention
1954 Honorable Mention



Alex Gordon
1986 AP Honorable Mention
1986 Sporting News Honorable Mention



Allen Harvin
1982 AP Honorable Mention



Kevin Huber
2008 First Team (AP, AFCA, FWAA)
2007 Consensus First Team
2007 Walter Camp First Team



George Jamison
1983 AP Honorable Mention



Keith Jenkins
1975 Recap Honorable Mention



Jim Leo
1959 Williamson Rtg. Honorable Mention



Tom Marvaso
1975 Sporting News First Team



Danny McCoin
1986 AP Honorable Mention



Mike Mickens
2008 Walter Camp Second Team
2008 AP Third Team
2007 FWAA All-America First Team



Al Nelson
1964 AP Honorable Mention



Ray Nolting
1935 Honorable Mention



Jim O'Brien
1968 AP Honorable Mention
1969 AP Honorable Mention
1969 UPI Honorable Mention



Dan Rains
1977 AP Honorable Mention



Gene Rossi
1951 Honorable Mention
1952 Honorable Mention



Tom Rossley
1968 AP Honorable Mention



Jonathan Ruffin
2000 First Team Consensus
(AP, FWAA, Walter Camp, Sporting News)
2000 Lou Groza Award Winner



Clarence Sanders
1975 AP First Team
1975 NEA Second Team



Bill Shalosky
1952 Honorable Mention




Jason Stargel
1986 Sporting News Honorable Mention



Andrew Stewart
1988 AP Honorable Mention



Bob Stratton
1951 Honorable Mention



Reggie Taylor
1984 AP Honorable Mention
1985 AP Honorable Mention
1986 AP Honorable Mention
1986 Sporting News Honorable Mention



Mike Woods
1977 AP First Team
1977 NEA First Team
1977 Sporting News First Team

ACADEMIC ALL-AMERICANS



Kris Bjorson, TE
1991 • First Team



Dave Canary, E
1959 • First Team



Dave Faulkner, C
1954 • First Team



Jeff Jones, P
1989 • Second Team



Ed Kloboves, OG
1969 • Second Team



John Kobalka, DT
1997 • First Team



Jerry Momper, C
1964 • Hon. Mention



Jim O'Brien, SE/K
1969 • Third Team



Jason Stargel, WR
1983 • Second Team



Kyle Stroh, DT
1990 • First Team



Kari Yli-Renko, OT
1981 • First Team



NFL DRAFT CHOICES

1940	Rd.	No.	Team	1962	Rd.	No.	Team	1989	Rd.	No.	Team
John Popov, B	17	—	Chicago	Ken Byers, T	7	—	New York Giants	Andrew Stewart, DE	4	107	Cleveland
1943	Rd.	No.	Team	1964	Rd.	No.	Team	1993	Rd.	No.	Team
Nick Skorich, G	15	—	Pittsburgh	Jim Curry, E	6	—	Dallas	Ronnie Dixon, DT	6	165	New Orleans
1944	Rd.	No.	Team	1965	Rd.	No.	Team	1994	Rd.	No.	Team
Vern Ullon, E	5	—	Brooklyn	Al Nelson, HB	3	—	Philadelphia	Mike Davis, CB	4	119	Houston
1946	Rd.	No.	Team	Brig Owens, DB	6	—	Dallas	Jocelyn Borgella, CB	6	183	Detroit
Allen Richards, B	25	—	Chicago Bears	Ted Rodosovich, G	12	—	Baltimore	1997	Rd.	No.	Team
1947	Rd.	No.	Team	1967	Rd.	No.	Team	Sam Ganes, DB	5	136	New York Giants
Roger Stephens, B	4	—	Chicago Bears	Jay Bachman, C	5	132	Green Bay	Robert Tate, WR	6	183	Minnesota
Bill Smyth, T	5	—	Los Angeles Rams	1969	Rd.	No.	Team	1998	Rd.	No.	Team
Elbie Nickel, E	15	—	Pittsburgh	Greg Cook, QB	1	5	Cincinnati	Artrell Hawkins, CB	2	43	Cincinnati
Fred Redeker, B	23	—	Green Bay	Lloyd Pate, RB	12	287	Buffalo	Brad Jackson, LB	3	79	Miami
Dick Lagenbeck, T	27	—	Philadelphia	1970	Rd.	No.	Team	Jason Fabini, OT	4	111	New York Jets
1948	Rd.	No.	Team	Jim O'Brien, WR/K	3	70	Baltimore	Derrick Ransom, DT	6	181	Kansas City
Mike Graham, B	7	—	Los Angeles Rams	1971	Rd.	No.	Team	Rodrick Monroe, TE	7	237	Dallas
1950	Rd.	No.	Team	Bob Bell, DT	1	21	Detroit	1999	Rd.	No.	Team
Sheldon Dunlap, G	20	—	Baltimore	Jesse Taylor, RB	10	244	Washington	Chad Plummer, WR	6	204	Denver
Tom Blake, G	30	—	Baltimore	1974	Rd.	No.	Team	2001	Rd.	No.	Team
1952	Rd.	No.	Team	Evan Jolitz, LB	3	73	Cincinnati	Mario Monds, DT	6	186	Washington
Frank Middendorf, C	12	—	Washington	Tom Forrest, G	8	185	San Diego	2002	Rd.	No.	Team
1953	Rd.	No.	Team	Reggie Harrison, RB	9	215	St. Louis Cardinals	LaVar Glover, CB	7	212	Pittsburgh
Bill Shalosky, G	5	—	Chicago Cardinals	Sal Casola, K	17	434	Buffalo	2003	Rd.	No.	Team
Gene Rossi, B	11	—	Baltimore	1975	Rd.	No.	Team	Antwan Peek, DE	3	67	Houston
Andy Matto, T	13	—	Los Angeles Rams	Jeff West, TE/P	5	122	Cincinnati	Jon Olinger, WR	5	159	Atlanta
Jack Delaney, B	27	—	Pittsburgh	Chuck Bland, DB	12	304	Dallas	Blue Adams, CB	7	220	Detroit
1954	Rd.	No.	Team	1976	Rd.	No.	Team	2005	Rd.	No.	Team
Don Fritz, E	12	—	Pittsburgh	Tom Marvaso, DB	6	179	Washington	Trent Cole, DE	5	146	Philadelphia
Bob Dougherty, B	20	—	Los Angeles Rams	Wentford Gaines, DB	9	265	Pittsburgh	Tyjuan Hagler, LB	5	173	Indianapolis
1955	Rd.	No.	Team	Ed Jones, G	14	378	San Diego	Daven Holly, CB	7	215	San Francisco
Terry Boyle, T	10	—	Pittsburgh	Clarence Sanders, LB	17	463	San Diego	2007	Rd.	No.	Team
Dick Goist, E	12	—	Detroit	1977	Rd.	No.	Team	John Bowie, DB	4	110	Oakland
Jim Hoffman, B	28	—	Los Angeles Rams	Keith Jenkins, DB	6	161	Atlanta	Brent Celek, TE	5	162	Philadelphia
Bob Howe, B	29	—	Los Angeles Rams	Lou West, DB	11	296	Pittsburgh	2008	Rd.	No.	Team
1956	Rd.	No.	Team	1978	Rd.	No.	Team	Haruki Nakamura, DB	6	206	Baltimore
Joe Miller, B	22	—	Philadelphia	Mike Woods, LB	2	52	Baltimore	Angelo Craig, DL	7	244	Cincinnati
1957	Rd.	No.	Team	Mike Connell, P	10	260	San Francisco	2009	Rd.	No.	Team
Jim Niemann, B	22	—	New York Giants	Charles Price, TE	10	264	San Diego	Connor Barwin, DL	2	46	Houston Texans
1958	Rd.	No.	Team	1979	Rd.	No.	Team	Kevin Huber, P	5	142	Cincinnati Bengals
Barry Maroney, B	13	—	Detroit	Bob Wright, T	11	286	Chicago	DeAngelo Smith, DB	5	143	Dallas Cowboys
1959	Rd.	No.	Team	1980	Rd.	No.	Team	Brandon Underwood, DB	6	186	Green Bay Packers
Joe Morrison, B	3	—	New York Giants	Farley Bell, LB	6	155	Washington	Mike Mickens, DB	7	227	Dallas Cowboys
Gene Johnson, B	9	—	Philadelphia	1982	Rd.	No.	Team	Trevor Canfield, OL	7	254	Arizona Cardinals
1960	Rd.	No.	Team	Kari Yli-Renko, T	8	222	Cincinnati	2010	Rd.	No.	Team
Jim Leo, FL	3	—	New York Giants	Hobson Milner, RB	12	318	Minnesota	Mardy Gilyard, WR	4	99	St. Louis Rams
Ed Kovac, B	6	—	Chicago Bears	1987	Rd.	No.	Team	Tony Pike, QB	6	204	Carolina Panthers
Jack Lee, QB	6	—	St. Louis Cardinals	Alex Gordon, LB	2	42	New York Jets	Ricardo Mathews, DL	7	238	Indianapolis Colts
Max Messner, T	9	—	Detroit	Reggie Taylor, RB	11	280	Cincinnati	2011	Rd.	No.	Team
Steve Rasso, B	16	—	Detroit	1988	Rd.	No.	Team	Jason Kelce, OL	6	191	Philadelphia Eagles
1961	Rd.	No.	Team	Danny McCain, QB	11	281	Cincinnati				
Ron Kostelnik, G	2	—	Green Bay								



BEARCATS IN THE PROS

The following is a list of Cincinnati Bearcats that have played in the NFL, a similar league that preceded, or co-existed with the NFL. A player must have served on the roster with a respective team to be listed.

Player	NFL Team
Blue Adams (2002)	Detroit, Jacksonville, Tampa Bay, Cincinnati
Bill Bailey (1965)	Buffalo, Cincinnati
Danny Barrett (1982)	Calgary, Toronto, British Columbia (CFL)
Jay Bachman (1966)	Denver
Connor Barwin (2008)	Houston
Bob Bell (1970)	Detroit, St. Louis
Farley Bell (1979)	New England, Washington (USFL)
Tom Blake (1949)	N.Y. Bulldogs, Baltimore
Troy Bodine (1984)	Ottawa (CFL)
Vaughn Booker (1991)	Kansas City, Green Bay, Cincinnati
Jocelyn Borgella (1993)	Detroit
John Bowie (2006)	Oakland
Ken Byers (1961)	N.Y. Giants, Minnesota
Vince Carreker (1985)	Cleveland
Toney Catchings (1986)	Cincinnati
Brent Celek (2006)	Philadelphia
Antonio Chatman (2000)	Green Bay, Cincinnati
Trent Cole (2004)	Philadelphia
Mike Connell (1977)	Washington, San Francisco
Greg Cook (1968)	Cincinnati
Jamie Crysedale (1992)	Calgary (CFL)
Alex Daniels (2009)	Oakland, Dallas
Mike Davis (1993)	Houston, Cleveland
Mike Derks (1984)	Hamilton (CFL)
Nate Dingle (1993)	Baltimore, L.A. Rams
Ronnie Dixon (1992)	New Orleans, Philadelphia, N.Y. Jets
Bob Dougherty (1951)	Los Angeles Rams, Pittsburgh, Oakland
Jamar Enzor (2004)	N.Y. Jets
Troy Evans (2000)	Houston, New Orleans
Jason Fabini (1997)	N.Y. Jets, Dallas, Washington
Bill Feldhaus (1935)	Detroit
Tom Forrest (1973)	Chicago Bears
Deno Foster (1984)	Ottawa (CFL)
Randy Fournier (1980)	Calgary, Hamilton, British Columbia (CFL)
Andre Frazier (2004)	Pittsburgh, Cincinnati
Wentford Gaines (1975)	Chicago
Sam Garnes (1996)	N.Y. Giants, N.Y. Jets
Antonio Gibson (1982)	Philadelphia, Baltimore (USFL), New Orleans
LaVar Glover (2000)	Cincinnati
Don Goodman (1983)	St. Louis
Darryl Goosby (1982)	Denver (USFL)
Alex Gordon (1986)	N.Y. Jets, L.A. Raiders, Cincinnati
Tyjuan Hagler (2004)	Indianapolis
Reggie Harrison (1973)	Pittsburgh
Allen Harvin (1982)	Philadelphia, Baltimore (USFL), Washington
Artrell Hawkins (1997)	Cincinnati, Carolina, N.Y. Jets, New England
Chris Hewitt (1996)	New Orleans
Daven Holly (2004)	Chicago, Cleveland
Kevin Huber (2008)	Cincinnati
Mike Hurst (1982)	Washington (USFL)
Jasen Isom (1998)	San Francisco 49ers
Brad Jackson (1997)	Baltimore, Carolina
George Jamison (1983)	Baltimore (USFL), Detroit, Kansas City
Mel Jenkins (1983)	Calgary (CFL), Seattle, Detroit
Al Johnson (1971)	Houston
Gene Johnson (1958)	N.Y. Giants, Philadelphia
Evan Jolitz (1973)	Cincinnati
Rich Karlis (1980)	Denver, Minnesota, Detroit
Jason Kelce (2010)	Philadelphia

Player	NFL Team
Ron Kostelnik (1960)	Green Bay
Ed Kovak (1959)	Chicago
Howie Kurnick (1979)	Cincinnati
Anthony Ladd (1996)	New England
Greg Lathan (1986)	Oakland
Jeff Linkenbach (2009)	Indianapolis
Jack Lee (1959)	Kansas City, Houston, Denver
Jim Leo (1959)	N.Y. Giants
Freddie Logan (1982)	Michigan (USFL)
Ryan Manalac (2008)	Buffalo
Tom Marvaso (1975)	N.Y. Jets
Ricardo Mathews (2009)	Indianapolis
Danny McCoin (1987)	Detroit
Max Messner (1959)	Detroit, N.Y. Giants, Pittsburgh
Mike Mickens (2008)	Dallas, Tampa Bay
Mario Monds (2000)	Cincinnati, N.Y. Giants
Rodrick Monroe (1997)	Atlanta, Cleveland
Joe Morrison (1958)	N.Y. Giants
Haruki Nakamura (2007)	Baltimore
Al Nelson (1964)	Philadelphia
Elbie Nickel (1946)	Pittsburgh
Rob Niehoff (1986)	Cincinnati
Ray Nolting (1935)	Chicago
Zach Norton (2003)	Baltimore
Jim O'Brien (1969)	Baltimore, Detroit
Jon Olinger (2002)	Carolina
Tom O'Malley (1949)	Cleveland
Brig Owens (1964)	Washington
Lloyd Pate (1968)	Buffalo
Antwan Peek (2002)	Houston, Cleveland
Roger Perdrix (1964)	Ottawa (CFL)
Tony Pike (2009)	Carolina
Chad Plummer (1998)	Indianapolis, Cincinnati
Phil Poirier (1989)	Calgary (CFL)
Errol Prisby (1964)	Denver
Dan Raines (1977)	Chicago
Derrick Ransom (1997)	Kansas City, Arizona
Gene Rossi (1952)	Calgary (CFL)
Clarence Sanders (1975)	Kansas City
Jon Sawyer (1986)	New England
Dan Sellers (1986)	Toronto, British Columbia (CFL)
Nick Skorich (1942)	Pittsburgh
DeAngelo Smith (2008)	Chicago, Cleveland, Detroit
Bill Smythe (1946)	Los Angeles, Cleveland
Bob Stratton (1951)	Toronto (CFL)
Andrew Stewart (1988)	Cleveland, Cincinnati
Clint Stickdorn (2004)	Detroit
Jake Sweeney (1940)	Chicago
Robert Tate (1996)	Minnesota, Baltimore, Arizona
Reggie Taylor (1986)	Tampa Bay, British Columbia (CFL)
John Thornton (1990)	Cleveland
Clem Turner (1966)	Cincinnati, Denver
Brandon Underwood (2008)	Green Bay
Mike Windt (2009)	San Diego
Jeff West (1974)	San Diego, St. Louis, Seattle
Mike Woods (1977)	Baltimore
Mike Wright (2004)	New England
Kari Yli-Renko (1981)	Chicago, New Jersey, Baltimore (USFL), Calgary (CFL)
Curtis Young (2009)	Green Bay



ALL-TIME LETTERWINNERS

A

Abramowicz, Stan 1941, 42
 Abrams, Joe 1988, 90, 91, 92
 Abrahams, Mortimer 1906, 07, 08, 09
 Ackerson, D. Hayward 1907
 Adams, Blue 1998, 00, 01, 02
 Adams, Derrick 1999, 00, 01, 02
 Adams, Dorian 1992, 93, 94, 95
 Adams, Edward 1905, 06
 Agger, Eugene 1900
 Ahlborn, C.A. 1885
 Alberts, Butch 1969, 70, 71
 Alexander, Edwin 1939
 Allen, Darryl 1964, 65, 66
 Allen, Ernest 1991, 92, 93, 94
 Allen, Jim 1945
 Allen, John 1909, 10, 11, 12
 Allen, Marvin 1901
 Allgier, Don 1958
 Alii, Kazem 2006, 07, 08, 09
 Altamer, Harold 1916, 17
 Ambers, Willie 1976, 77
 Amburgy, Bob 1966, 67, 68
 Ames, Edward 1917
 Amlin, Kenny 1945
 Anderson, Chazz 2008, 10
 Anderson, John 1960
 Anderson, Josh 1994, 96, 97, 98
 Anderson Paul 1990, 91, 92
 Anderson, Roger 1939
 Anderson, Trevor 2005, 06
 Anderson, William 1947, 48
 Andino, Lazo 1985
 Andreadis, Harry 1951, 52, 53, 55
 Andrew, Timmy 1989, 90
 Androit, Don 1977, 78, 79, 80
 Annen, Blake 2010
 Anthony, Floyd 1950, 51, 52
 Apke, Joe 1983, 84
 Archer, Mickey 1978
 Archer, Terry 1984, 85
 Archie, Chris 1998
 Arena, John 1988, 89, 90, 91
 Armstead, Fred 1997
 Armstrong, Robby 2008, 10
 Arnold, Terry 2003
 Asbeck, Chris 1985, 86, 87, 88
 Atkinson, Santo 1972, 73, 74
 Aukerman, Norm 1954, 55, 56
 Austin, John 1967

B

Baarendse, Bruce 1978, 79, 80, 81
 Babcock, Joe 1945
 Babylon, Elva 1928
 Bachman, Charles 1903
 Bachman, Jay 1965, 66
 Bachman, Nathan 1922, 23
 Bachman, Stanley 1907
 Backherms, Alvin 1915, 16
 Bacon, Jon 1993, 94, 95
 Baehr, Lenoard 1913, 14, 15
 Baer, Carl 1897, 98, 99
 Bahman, Robert 1890
 Baker, Chad 1994
 Bailey, Art 1976, 77
 Bailey, Bill 1964, 65
 Bailey, Gilbert 1890
 Balkum, Milt 1966, 67, 68
 Ballard, Brad 1980, 81
 Ballard, Clark 1932, 33, 34, 35
 Ballard, Terry 1964, 66
 Ballman, Harry 1931
 Banks, Aldolphous 1965
 Banks, Ed 1959, 60, 61
 Bardaro, Joe 1968, 69
 Barklow, J. Paul 1929, 30
 Barnett, Marcus 2007, 08, 09, 10
 Barney, Ernest 1929, 30
 Barone, Robert 1985
 Barrett, Dan 1979, 80, 81, 82
 Barrett, Dennis 1965
 Barrett, Mike 1966, 67, 68

Barwin, Connor 2005, 06, 07, 08
 Bass, Butch 1973, 74, 75, 76
 Bass, William 1896, 97
 Bates, Doug 1989
 Bates, Hugh 1901
 Battle, Dominique 2008, 09
 Bauer, Bert 1947
 Bauer, Edwin 1917, 18
 Bauer, Wilber 1923, 24
 Beal, Eric 1995, 96
 Beck, Gene 1982, 83
 Beckman, Roland 1957
 Beckum, Steve 1976, 77
 Bedway, John 1940, 41, 42
 Beebe, Henry 1909
 Belew, Steve 1985
 Bell, Bob 1968, 69, 70
 Bell, Chris 1979, 80
 Bell, Farley 1978, 79
 Bell, Steve 1974, 75, 76
 Bellamah, Howard 1947, 48, 49
 Bellisari, Mike 1978
 Benham, Robert 1932
 Bennett, Mike 1987, 88
 Bennett, William 1890
 Bennie, Dan 1967
 Benton, Butler 2004, 05, 06, 07
 Benzinger, Joseph 1949, 50, 51
 Berry, Dwayne 1976, 77, 78
 Berry, W. Durrant 1894, 95
 Bertholf, Bruce 1969
 Bertram, Bill 1957, 58, 59
 Bertucci, David 1998, 99
 Betteman, H. W. 1886, 87
 Bettis, Jim 1979, 80, 81
 Bible, Dana 1973, 74, 75
 Bible, Daryl 1979, 80
 Biedinger, Harry 1908
 Biggs, Ken 1996, 97, 98
 Billings, DeMarcus 1999, 00, 01, 02
 Binns, Armon 2007, 08, 09, 10
 Birt, Charles 1924, 25
 Bissmeyer, Albert 1910, 11, 12
 Bittekofer, Jack 1948, 49
 Bjorson, Kris 1989, 90, 91, 92
 Black, Charles 1956, 57, 58
 Black, Sam 1995
 Blackwood, Paul 1993, 94
 Blake, Tom 1946, 47, 48
 Blake, Charley 1973
 Blank, Denny 1966, 67, 68
 Blascovich, Ben 1957, 58
 Blasick, Frank 1961
 Blau, John 1913
 Blacklock, Jeff 1991, 92, 93, 94
 Blum, Bob 1950
 Bockhorst, Mike 1988
 Bodine, Troy 1983, 84
 Bodnar, Bob 1958
 Boehme, Doug 1977
 Bohl, Harold 1928, 29
 Bohnert, Doug 1976
 Bohrer, Robert 1938, 39
 Bolar, Diron 1993, 94
 Bolis, Ed 1970, 71, 72
 Bolser, Harvey 1945
 Bolton, Jeremy 2004, 06
 Bomar, Maalik 2009, 10
 Bonds, Jay 1974, 75
 Bonner, Cornelius 1996, 97, 98
 Booker, Vaughn 1987, 91
 Boone, Jonathon 1992
 Booze, Bill 1980, 81, 82, 83
 Borgella, Jocelyn 1990, 91, 92, 93
 Boslet, Dan 1992, 93
 Boss, Ralph 1995
 Bowen, Joseph 1923
 Bowie, John 2003, 04, 06
 Bowman, Marvin 1985, 87, 88, 89
 Box, Harry 1901
 Boyle, Dan 1976
 Boyle, Terry 1952
 Bradford, Ray 1923, 24, 25

Bradford, William 1923, 24, 25
 Bradner, George 1923
 Brayboy, Gerard 1996, 97, 98
 Brennan, Tim 1982, 83
 Brill, Don 1948, 49, 50
 Brilliant, Pierre 1995, 96, 97
 Brinson, Jerome 1982, 83
 Britford, Mike 1990, 91, 92, 93
 Brockman, Don 1971, 72, 73
 Brokaw, G. 1905
 Brookins, Mike 1978, 79, 81
 Brooks, Arnold 1986
 Brown, Mike 2002, 03
 Brown, Rob 1983
 Brown, Robert 1989, 90
 Brown, Ryan 2004, 05
 Brown, Scott 1990, 91, 92
 Brown, William 1931, 32
 Brunhoff, Henry 1920, 21
 Brunn, Gary 1976, 77
 Brunt, Ray 1993, 94, 95, 96
 Bruscinelli, Jack 1988, 89
 Bryant, Damon 1990, 91
 Bryant, Lester 1914, 15
 Bryant, Ron 1968, 70, 71
 Buchanan, Harry 1910, 11, 12
 Buell, Harry 1887
 Buerger, Frederick 1911, 12, 13
 Bujnoch, Austen 2010
 Bujnoch, Digger 2004, 05, 06, 07
 Bunker, Al 1933
 Burdick, Frank 1933
 Burdick, Shaun 1983, 84, 85, 86
 Burleson, Mike 1967
 Burns, Victor 1903
 Burrow, Jeff 1996, 97, 98, 99
 Bursiek, Ralph 1928, 29, 30
 Bury, Brad 2005
 Bush, Eric 1988, 91
 Butcher, H. G. 1889
 Butler, Aaron 2000, 01
 Butler, Greg 1971, 72, 73
 Butz, Albert 1895, 96
 Butz, John 1976, 77, 78
 Byers, Ken 1959, 60, 61
 Byrd, Jim 1967
 Byrd, Terrill 2005, 06, 07, 08
 Byrd, Vince 1997, 98

C

Caldwell, J.H. 1985, 87
 Caldwell, Robert 1905
 Caleca, Joe 1978, 79, 80, 81
 Callicott, Franklin 2002, 03
 Cameron, Mike 1966
 Campbell, Jack 1951, 52, 53, 54
 Campbell, Mike 1973, 74
 Canard, Terry 1972, 73
 Canary, Dave 1957, 58, 59
 Canfield, Trevor 2005, 06, 07, 08
 Cannon, Tim 1982, 83, 84
 Capelle, Lou 1939
 Capelle, Smith 1938, 39, 40
 Carey, Craig 2007, 08, 09
 Carey, Collin 2003, 04
 Carmon, Chris 1988, 89, 90, 91
 Carmon, Jim 1989, 90, 91, 92
 Carozzoni, Joe 1978, 79, 80, 81
 Carpenter, Dan 1962
 Carpenter, Jon 2004, 05, 06, 07
 Carreker, Vincent 1985
 Carson, Arch 1885, 86, 87, 88, 89
 Carter, Lewis 1998, 99, 00, 01
 Carthan, Larry 1980, 81, 82
 Carvitti, Tony 2003, 04, 05, 06
 Casey, Steve 1990, 92
 Casola, Sal 1971, 72, 73
 Catanella, Nick 1971, 72
 Catchings, Toney 1985, 86
 Catenacci, John 1976
 Catlow, William 1887
 Cauley, Darrell 1961, 62, 63
 Cedeno, Edgar 1995

Celek, Brent 2003, 04, 05, 06
 Certain, Doug 1981, 82
 Chambers, Clark 1972
 Chambers, William 1892, 93
 Champion, Hassan 1995, 96, 97, 98
 Chapman, H.G. 1916, 17
 Charity, Bob 1976, 77
 Charls, George Herbert 1898, 99
 Chase, John 1975
 Chatman, Antonio 1999, 00
 Chayra, Steve 1996, 97
 Cheatham, Camerion 2009, 10
 Cheatham, Obadiah 2009, 10
 Cherkiss, Bob 1972
 Chenault, Arryn 2010
 Cherek, Dave 1960
 Cherrington, Frank 1904
 Childress, Rick 1984, 85, 86
 Chiodi, Andy 1960, 61
 Chirchella, Mike 1979, 80
 Chisolm, Dwayne 1979, 80, 81, 82
 Chlebeck, Tom 1967
 Chrisman, Claude 1893
 Citron, Herbert 1945
 Cloggett, Thomas 2005, 06
 Clancey, J.A. 1904
 Clark, Cornelius 1981, 82, 83
 Clark, Michael 1976, 77, 78, 79
 Clark, Mike 1973, 74, 75
 Clemens, Mel 1951
 Cleveland, Errol 1981, 82, 83
 Clifford, Tyler 2008
 Climer, William 1928, 29
 Clyde, Edgar 1913
 Cobb, Bob 1976
 Cobb, CJ 2007, 09, 10
 Cobb, Fred 1976, 77, 78
 Cobb, Gardner 1973, 75, 76, 77
 Cockowski, Jim 1963
 Cockrell, Johnathan 1988, 89, 90, 91
 Coffee, Shane 1989
 Cole, Lowery 1996, 97
 Cole, Trent 2002, 03, 04
 Coleman, Marcus 1994
 Colton, Anthony 2002, 03
 Cokes, Shawn 1989
 Collaros, Tim 1967
 Collaros, Zach 2008, 09, 10
 Collett, Steve 1970
 Collins, Doug 1965, 66, 67
 Collins, Jack 1969
 Collins, Baker, Jason 1997, 98, 99, 00
 Comchoc, Rudy 1954, 55
 Conatser, Ken 1959, 60, 61
 Conatser, Will 1952, 53, 54
 Concilia, Joe 1951, 52, 53
 Connell, Mike 1974, 75, 76, 77
 Conner, Chuck 1957
 Constable, Charles 1917, 18, 20
 Converse, Howard 1959, 60
 Cook, Brent 1969, 70
 Cook, Greg 1966, 67, 68
 Cook, Jim 1936
 Cook, Walter 1900, 01, 02
 Coons, Edgar 1921
 Cooper, Jackie 1988, 89
 Cooper, Robert 1996, 97, 98, 99
 Cooper, Russell 1980
 Coppess, Jason 1990, 91, 92, 93
 Coppola, Bob 1999, 00
 Coppola, Ted 1963, 64
 Costello, Walter 1902
 Cornett, Torry 2006, 07, 08
 Couch, John 1885
 Couch, Ron 1955, 56, 57
 Cousins, Mike 1970, 71
 Cowan, Steve 1969, 70, 71
 Coyle, Max 1939, 40
 Craggett, Hosea 1970, 72
 Craig, Angelo 2005, 06, 07
 Craig, Lewis 1931
 Crampton, Frank 1928
 Crawford, Mark 1980, 81, 82, 83

Cretors, Paul 1940
 Crist, Ray 1924
 Croake, William 1916, 17
 Crolley, Frank 1920, 21
 Cross, Frank 1891
 Croucher, James 1940
 Crumrine, Chuck 1956, 57, 58
 Cry, Leonard 1986, 87, 88
 Crysdale, Jamie 1989, 90, 91, 92
 Cummins, James 1937
 Cunningham, Eldon 1899, 1900
 Cureton, Andre 2010
 Curl, Joe 1979, 80
 Curry, Jim 1962, 63
 Curry, Phillip 1994, 95, 96, 97
 Cusumano, Mike 1977, 78
 Cygan, Joe 1969
 Cynkar, Lou 1967

D

Dablow, Steve 1967
 Daley, Jim 1976, 77, 78
 Dallen, Tom 1993, 94
 Daniels, Alex 2008, 09
 Daniels, Kweisi 1998
 Daniels, Matt 1985
 Daniels, Mike 2003, 04, 05, 07
 Daniels, Quincy 1972
 Darden, Malcolm 1983, 84
 Darling, Antwan 2010
 Davis, Dorian 2009
 Daum, Fred 1938, 39
 Davila, Nick 2005, 06
 Davis, Adolph 1910, 11, 12
 Davis, Antonio 1999, 00
 Davis, Bill 1985, 86, 87, 88
 Davis, Bryan 1999
 Davis, Evan 2008, 09, 10
 Davis, G. Allen 1931, 32, 33
 Davis, Hank 2005
 Davis, Joe 1963
 Davis, Larry 1961
 Davis, Michael 1991, 92, 93
 Davis, Wilford 1916, 17, 18
 Dawley, Cedric 2003
 De Rosa, Charles 1963
 Deatherage, J.R. 2000, 01
 DeFillipo, Nick 2006, 07
 DeGarmo, Al 1945
 Deinhart, Marty 1980
 Del Bene, Dom 1951, 52, 53
 Del Fine, Michael 1953
 Del Rosa, Bob 1956, 57, 58
 Del Rosa, Gus 1954, 55, 56
 Delaney, Jack 1950, 51, 52
 Delisi, Alex 2009, 10
 DeLucia, Chet 1975, 76, 77
 Denk, Ed 1956, 57, 58
 Denk, Jim 1966
 Denser, Clarence 1914, 15, 16
 Derks, Mike 1984
 DeRosa, Doug 1962, 65
 DeTemple, Tom 2009, 10
 DeVincents, Larry 1957
 DeWalt, Carl 1974, 76, 77
 DeWitz, Keith 1957
 Dickerson, Richard 1903, 04
 Dickson, William 1894, 95, 96
 Diehl, George 1891
 Dillhoff, Glen 1951, 52, 53, 54
 Dingle, Nate 1990, 91, 92, 93
 Dixon, Joe 1998, 99, 00
 Dixon, Malloy 1938, 39, 41
 Dixon, Rob 2002
 Dixon, Ronnie 1990, 91, 92
 Dixon, Troy 1987, 88
 Dodd, Brian 2003
 Dolinski, Joel 1994, 95, 96, 97
 Doolin, Kirt 1998, 00, 01, 02
 Dorsey, Ron 1970, 71
 Dost, Frank 1929, 30
 Douds, Andy 1936
 Dougherty, Bob 1951

Dougherty, Jim 1947, 48, 49
 Drane, Deven 2010
 Drake, Hall 1945, 46, 47
 Drewery, Robert 2000, 01
 Driscoll, Jim 1950
 DuBray, Ernest 1907, 08, 09, 10
 Duckens, Bob 1990, 91, 92, 93
 Dudley, Walter 2002, 03, 05
 Duenas, Mario 2006, 07
 Dufford, Jack 1939
 Duncan, Harry 1933, 34, 35, 36
 Dunlap, Sheldon 1947, 48, 49
 Dyke, John 1988

E

Eastlake, Steve 2003, 04, 05
 Easton, Russell 1909, 10, 11, 12
 Eaton, Lyman 1893, 94, 95, 96
 Ebberts, Howard 1941
 Eddington, Derrick 2003
 Edwards, Steve 1979, 80, 81, 82
 Edwards, Willis 1999, 00, 01, 02
 Egenolf, Tom 1981, 82, 83, 84
 Eiben, Larry 1967, 68, 69
 Eilerman, Joe 1977, 78, 79
 Eilers, Henry 1917, 18, 19, 20
 El, Amin, Khalil 2005, 07, 08
 Elchynsky, Ted 1959
 Elliott, Dante 1998, 99, 00
 Elminge, Steve 1985
 El, Mubarak, Muhammed 1991, 93, 94, 95
 Emerson, Lowe 1896
 Emmerich, Charles 1936
 Emmerich, Gus 1935
 Enzor, Jamar 2001, 02, 03, 04
 Ertle, Ron 1969, 70, 71
 Ervin, Chet 2002, 03, 04, 05
 Estadt, Dick 1960
 Evans, Percy 1955, 96, 97, 98
 Evans, Phil 1956
 Evans, Troy 1999, 00
 Everham, Arthur 2000, 01

F

Fabini, Jason 1994, 95, 96, 97
 Fabis, Glenn 1976, 78, 79, 80
 Farfing, Patrick 2003, 04, 05, 06
 Faris, Jim 1945
 Farkas, Glenn 1987, 88, 89, 90
 Farrell, Tom 1961
 Faulkner, Dave 1952, 53, 54
 Fayton, Robert 1980
 Feaster, John 2002, 03
 Fein, Rick 1973, 75
 Felchner, Bill 1971
 Felder, Darrin 1993, 94, 95, 96
 Feldhaus, Bill 1934, 35, 36
 Felsner, Glen 1983
 Fenker, Clem 1911, 12, 13
 Fenlon, Robert 1946, 47, 49
 Fennekohl, Art 1927
 Fennel, Adolph 1900, 01, 02
 Fennell, Clem 1970, 71, 72
 Fenzel, Al 1945
 Ferguson, Bill 1939
 Ferguson, Delbert 2006, 07, 08
 Ferguson, Shawn 1995, 97, 98
 Fick, John Edward 1918
 Fields, Ivan 1999, 00, 01, 02
 Filger, Joseph 1925, 26, 27
 Finch, Neil 1907
 Fink, David 1988, 89
 Fishback, Victor 1914, 15
 Fisher, Frank 1907
 Fisher, N.V. 1927, 28
 Fitzgerald, Chuck 1991, 92
 Fitzgerald, Leroy 1931, 33
 Fitzgerald, P.H. 1920, 21
 Flach, Fred 1903, 04
 Flaherty, Mike 1965
 Fleming, Bob 1945
 Fletcher, Alan 1991, 92, 93
 Fletcher, Tom 1969, 70



Flohr, Ralph 1909, 10, 11, 12
 Flores, Chris 2006, 07
 Fogler, Jim 1981, 82, 83
 Foley, Albert 1937
 Foley, Louis 1893
 Foley, William T. 1905, 06
 Ford, Ed 1966
 Ford, Marion 1971, 72, 73
 Foreman, Butch 1967, 68, 69
 Foreman, William 1896, 97
 Forrest, Ted 1998, 99, 00, 01
 Forrest, Tom 1970, 72, 73
 Foster, Deno 1981, 82, 83, 84
 Foster, Trevor 1992, 93, 94, 95
 Fournier, Randy 1977, 78, 79, 80
 Fowler, Bill 1973, 74, 75
 Fowler, Ken 1993, 94, 95
 Francoise, Bill 1977
 Francisco, Shaun 1990
 Franklin, Cliff 1942
 Franklin, T.J. 2010
 Franks, Nick 1982, 83, 84, 85
 Franz, Ron 1957, 58, 59
 Fratz, Arthur 1918, 20, 21, 23
 Frazier, Andre 2001, 02, 03, 04
 Freeman, E.R. 1885
 Freese, Ollie 1942, 46
 Frey, Carl 1918, 19
 Frey, Drew 2009, 10
 Friedman, Sid 1938, 39, 40, 41
 Fries, Daniel 1914, 19, 20
 Frisina, Mike 1977, 78
 Fritsch, Louis 1899, 00
 Fritz, Don 1951, 52, 53
 Fry, Chip 1977
 Fugere, Rich 1963, 64, 65
 Fuller, Bobby 1998, 99
 Fulop, Jeff 1988, 89, 90, 91
 Fulton, Ivan 1995, 96
 Furste, Wesley 1903

G

Gaines, Wentford 1974, 75
 Ganelli, Dave 1969, 70
 Gant, London 1936
 Gantner, Steve 1976, 78, 79, 80
 Garden Lloyd 1998, 99, 00
 Gardner, Josh 1999, 00, 01, 02
 Garmes, Sam 1993, 94, 95, 96
 Garnett, Robert 1991, 92, 93, 94
 Garofolo, Joe 1974
 Garvin, Dan 1937, 38, 39
 Garvin, Milton 1937, 38, 39
 Garvin, Pete 1946
 Gates, Edward 1892
 Gates, Mike 1979, 80, 81, 82
 Geiser, Bob 1957
 George, Chris 1995
 George, Eric 1985
 George, Ron 1966
 Gerdson, Al 1939
 Germany, Donald 2003, 04, 05
 Giacometti, Dean 1940, 41
 Giannandrea, John 1957, 58, 59
 Gibboney, Larry 1936, 37
 Gibbs, Kirk 1999, 00
 Gibbs, Robert 1979, 80, 83
 Gibson, Antonio 1981, 82
 Gibson, Gene 1949, 50
 Gibson, Jim 1942
 Giddens, Antwan 2004, 05, 07
 Giebel, Robert 1914
 Gilliland, Sam 1936
 Gilliland, William 1930, 31, 32
 Giordano, Dan 2009, 10
 Gilyard, Mardy 2005, 07, 08, 09
 Glasgow, Charles 1920, 22, 23
 Glasgow, Russell 1922, 23, 24
 Glatthaar, Bradley 2004, 05, 06, 07
 Glover, LaVar 1998, 99, 00, 01
 Godlewski, Stan 1951, 52, 53
 Goebel, John 2006, 08, 09, 10
 Gohenn, Richard 1910, 11, 12

Goist, Dick 1951, 52, 53, 54
 Golding, William 1937
 Goldmeyer, Clifford 1929, 30, 31
 Goldner, Phil 1960, 61, 62
 Goodman, Dominick 2005, 06, 07, 08
 Goodman, Don 1982, 83
 Goosby, Darryl 1981, 82
 Goosman, Herbert 1913, 14, 15
 Gordon, Alex 1983, 84, 85, 86
 Gordon, Glenn 1979
 Gordon, Jack 1951, 55, 56
 Gordon, Walt 1956, 57, 58
 Gorton, Mike 1968
 Gossett, DeJuan 1997, 98, 99, 00
 Gotovac, Nick 1984, 85
 Grace, Ralph 1936
 Grad, John 1960, 61
 Grady, Tim 1969, 70
 Graham, Jeff 1986, 87
 Graham, Mike 1942, 46, 47
 Gramann, Mike 1983, 84
 Grammer, Donald 1950, 51, 52
 Grant, Reggie 1992, 93, 94
 Graves, Bill 1957, 58, 59
 Grawe, William 1930
 Gray, Geoffrey 1903
 Graydon, Joseph 1893
 Green, Bo 1978, 79, 80, 81
 Green, George 1898
 Green, Gordon 1954, 55, 56
 Green, Jim 1967
 Green, Trey 1983, 84, 85, 86
 Greenbaum, Walter 1900
 Greene, Marcellus 1977
 Greenlees, Campbell 1889
 Gregg, Clifford 1915, 16, 17
 Gregg, Daniel 1909
 Gregg, Ellis 1914, 15, 16
 Gretchen, Mike 1940, 41, 46
 Greuenschielaeger, Steve 1985
 Griest, Howard 1941
 Griffin, Brad 1983, 84
 Griffin, Samuel 2007, 08, 09, 10
 Grigas, Charles, 1963
 Griggs, Mark 1978
 Grimes, Mike 1977
 Grimsley, Dan 1988, 89, 90, 91
 Grooms, Terry 1993, 94, 95, 96
 Grothaus, Keith 1975
 Grubbs, Ted 1997, 98
 Grutza, Dustin 2005, 06, 07, 08
 Guidugli, Ben 2007, 08, 09, 10
 Guidugli, Gino 2001, 02, 03, 04
 Gulick, Richard 1936
 Guyot, Noel 1951, 52, 53, 54
 Guzda, Mike 1990, 91, 92, 93
 Gwynne, Dave 1959

H

Haas, Elwood 1917
 Habekotte, Georgia 1916
 Haby, Linus 1934, 35, 36
 Haehnle, Elmer 1909, 10
 Hagans, Aaron 1977, 78, 79
 Hagler, Tyjuan 2002, 03, 04
 Hailey, Ben 1980, 81, 82, 83
 Hall, Chas 2000
 Hall, James 1932, 33, 34, 35
 Hall, JaJuan 2003, 04, 05, 06
 Hall, Lionel 1939, 40
 Hall, Richard 2002, 03, 04
 Hall, William O. 1911, 12
 Hallerman, Lee 1924, 25, 26
 Hallett, Arthur 1928, 29, 30
 Hamilton, Joe 1998, 99
 Hamm, Tremell 1993
 Hammel, John 1887
 Hampton, Guy 1979
 Hancock, Steve 2010
 Handwerker, David 1978, 79
 Hanks, Francis 1918
 Hanna, Clarence 1945
 Harden, Zeke 1971, 72

Harder, Tim 1988
 Hardin, Ollie 1949
 Harding, Darrell 1992, 93, 94, 95
 Hargrove, Carl 1981, 82, 83
 Harlan, Nate 1950, 51, 52
 Harless, Ted 1961
 Harned, Mark 1914
 Harp, Lance 1991, 92, 93
 Harp, Larry 1960, 61
 Harper, Eric 1997, 98
 Harris, David 2000, 01, 02
 Harris, Rob 1982
 Harris, Rodney 1990
 Harrison, Joe 1999, 00, 01
 Harrison, William 1929, 30
 Harrison, Reggie 1971, 72, 73
 Harry, Joseph 1885, 86
 Hart, Dennis 2002, 03
 Hartkopf, Leif 1979, 80
 Hartman, Jim 1942
 Hartong, Hank 1961
 Hartzell, Morton 1894, 95
 Harville, Cecil 1992
 Harvin, Allen 1978, 79, 80, 81, 82
 Harwell, Tedric 2001, 02, 03, 04
 Haslinger, Lee 1949, 50, 51
 Hatcher, Bryant 1989
 Hauk, Joe 1948, 49
 Hauser, Dan 1975
 Hausfeld, Robert 1987, 88
 Hawkins, Artrell 1994, 95, 96, 97
 Haydon, John 1891
 Hayley, Reuben 2010
 Hayes, Ron 1974, 75, 76
 Hays, Harry 1987, 88
 Hays, Larry 1960, 61, 62
 Hazel, Kevin 2002, 03
 Hazelton, Vidal 2010
 Hebbeler, Joe 1959
 Heffron, Ron 1983, 84
 Heidorn, Ray 1966, 67
 Heil, Phillip 1931, 32, 33
 Heineman, Scott 1977, 78, 79, 80
 Heinold, Frederick 1916, 19, 20
 Heinz, Bill 1969
 Heitkamp, Greg 1987, 88
 Heizmann, Les 1948
 Helm, Tony 1979, 80, 81, 82
 Henderson, Jim 1969, 71
 Hendricks, Charles 1903
 Heneveld, Craig 1969, 70, 71
 Hergott, Greg 1998, 99
 Herman, Roman 1924, 25, 26
 Hermann, John 1930, 31
 Hernandez, Oscar 1983
 Hess, Barry 1961
 Hessel, Edward 1932
 Hessler, Harvey 1924
 Heuck, Alphonso 1887
 Heuck, Robert 1909, 10, 11, 12
 Heuck, Walter 1910, 11
 Hewitt, Chris 1993, 94, 95, 96
 Hibbard, Merrill 1893, 94, 95, 96
 Hice, Nate 1999, 00
 Hice, Joe 1985, 86, 87, 88
 Hicks, Louis 1913
 Higgins, Phil 1961, 62, 63
 Hill, Howard 1978
 Hilliard, Mike 1970, 71
 Hilton, Tomaz 2008, 09, 10
 Hines, Quintin 2009
 Hinson, John 2003
 Hoeh, Jim 1972, 73, 74
 Hoffman, Alex 2008, 09, 10
 Hoffmeister, Charles 1905, 06, 09
 Hogg, Cassius 1888
 Hoke, Anthony 2004, 05, 06, 07
 Hollaender, Dave 1945
 Holland, Robert 1902, 03
 Holly, Daven 2001, 02, 03, 04
 Holmes, Fred 1937
 Holstein, Jim 1950
 Holterhoff, Ralph 1892, 93, 94

Holthaus, Denny 1969, 71, 72
 Hood, 1909
 Hooley, Sean 2010
 Hoog, Don 1988, 89
 Hoog, Doug 1988, 89, 90, 91
 Hoose, Jim 1964, 65, 66
 Hoover, Adam 2000, 01
 Hopkins, William 1918, 19
 Hoppel, Adam 2006, 07, 08
 Horner, Bruce 2010
 Horschel, Joe 1969, 70
 Horton, Antoine 2003, 04, 05, 06
 Householder, Mark 1978, 79, 80
 Houser, Don 1990
 Howard, 1905
 Howard, Charley 2007, 08, 09
 Howard, Steve 1984, 85
 Howell, Bob 1961, 62, 63
 Howles, James 1924, 25
 Hrnayak, Nick 1968, 70
 Huber, Daryl 1985, 86, 87, 88
 Huber, Kevin 2007, 08
 Hubley, Myron 1928
 Huckle, Raymond 1928, 19, 20
 Hudson, Reggie 1991, 92, 93, 94
 Hughes, Donnell 1989
 Hughes, John 2008, 09, 10
 Humphrey, Hayden 1988
 Humphrey, Will 1991
 Humphrey, Wilson 1989, 90
 Hundemer, Will 1950, 53
 Hunt, Ashley 1997, 98, 99, 00
 Hunt, Jack 1945
 Hunt, Jason 2001, 02
 Hunter, Billy 1970, 71, 72
 Hunter, Denton 1971
 Hunter, Dwayne 1987
 Hunter, Paul 1974
 Hurley, Edward 1904
 Hurst, Mike 1981, 82
 Husic, Bob 1950, 51, 52
 Hyndman, Fred 1909
 Hynes, Robert 1923
 Hynoski, Fred 1960, 61, 62

I

Iber, Frank 1920, 21
 Ibold, 1904
 Iglaue, Samuel 1891, 92, 93, 94
 Inott, Ralph 1904, 05, 06, 07
 Insalaco, Phil 1986, 87, 88
 Isham, Phillip 1894
 Isom, Jason 1997, 98
 Ivanovich, Mike 1977
 Ivey, Gene 1924
 Ivy, Scott 1981, 82, 83, 84

J

Jackson, Andre 1983, 84, 85, 86
 Jackson, Anthony 1991
 Jackson, Boyd 1983, 84, 85
 Jackson, Brad 1994, 95, 96, 97
 Jackson, Campbell 1917
 Jackson, David 1995, 96, 97, 98
 Jackson, Denny 1968, 69
 Jackson, Earnest 2004, 05, 06, 07
 Jackson, Jeremy 2001, 02, 03, 04
 Jackson, Jonathan 2002, 03
 Jackson, Kevin 1994
 Jackson, Ray 2000, 01
 Jackson, Tony 1965, 66, 67
 Jacobs, Don 1939
 Jaeger, James 1951
 James, Dick, 1969, 70, 71, 72
 Jamison, George 1980, 81, 82, 83
 Jansen, Don 1949, 50
 Jarrett, Harry 1983
 Jarvis, Dick 1950, 51
 Jeffers, Bob 1987, 88
 Jenike, Bill 1952
 Jenkins, Brian 1990, 92, 93
 Jenkins, Gary 1971, 72
 Jenkins, Mike 1971, 72, 73

Jenkins, Mark 1982, 83
 Jenkins, Mel 1982
 Jessen, Tom 1947, 48
 Jeter, Frank 1975, 76, 77
 John, Patrick 1991, 92, 93
 Johnson, Albert 1969, 70, 71
 Johnson, Carl 1989
 Johnson, Clyde 1890, 91, 92, 93
 Johnson, Doug 1997
 Johnson, Ed 1986, 87
 Johnson, Eddie 1997, 98, 99, 00
 Johnson, Ellis 1978, 79
 Johnson, Murray 1952, 53
 Johnson, Nils 1989, 90
 Johnson, Paul 1956
 Johnson, Reuben 2009, 10
 Johnson, Richard 1989, 90, 91
 Johnson, Ron 1976, 77
 Johnson, Scott 2008
 Johnson, Walter 1985, 86, 87
 Johnston, DeWayne 1999, 00, 01
 Jolitz, Evan 1972
 Jones, Ben 1963
 Jones, Brad 2006, 07, 08, 09
 Jones, Carl 2002, 03
 Jones, Demetrius 2009
 Jones, Dick 1938, 39, 40
 Jones, Doug 2004, 05, 06, 07
 Jones, Ed 1973, 74, 75
 Jones, George 1978, 79
 Jones, Jeff 1987, 88, 89, 90
 Jones, Travis, 1989, 90
 Jones, Tyjuan 2005
 Jordan, Alvin 1992
 Jordan, Ken 1965, 66, 67
 Judge, Joe 1998, 99
 Julian, James 2002
 Jurek, Chris 2007, 08, 09
 Justice, Howard 1916, 17, 18

K

Kaemmerle, Carl 1932, 33
 Kane, Bob 1950, 51
 Kane, Dick 1948, 49, 50
 Kantor, Bob 1960
 Kapetanias, Tony 1977, 78, 79
 Karlis, Rich 1978, 79, 80
 Katenkamp, Tom 1977
 Kattus, Mike 1960, 61
 Katz, Dale 1990, 91, 92
 Katzeff, Rick 1972
 Kaufman, Earle 1933, 34, 35
 Keane, Mike 1948
 Keck, Tinker 1997, 99
 Keinath, William 1937
 Keith, Tye 1999, 00, 01, 02
 Kelce, Jason 2007, 08, 09, 10
 Kelce, Travis 2009
 Kelchner, Orville 1938, 39, 40
 Kelchner, William 1940
 Keller, George 1924
 Kellett, Dan 1978, 79
 Kelly, Dellano 1984, 85, 86, 87
 Kelly, James 1973, 74, 75
 Kelly, Jim 1947, 48, 49, 50
 Kelly, Mike 1968, 69
 Kelly, Mike 1986, 87
 Kemper, Roger 1887, 88
 Kemper, Roger Hall 1897
 Kennedy, Edward 1910, 11, 12, 13
 Kenner, Deontey 1997, 98, 99, 00
 Kennett, William 1902
 Kibler, Carl 1916
 Kimbrough, Craedel 1992, 93, 94, 95
 Kinney, Clark 1957
 Kinney, Ransom 1918
 Kinsey, Boyden 1891, 92, 93, 94
 Kinsey, Lawrence 1929, 30
 Kinsler, Latish 1990, 91, 92, 93
 Kirkpatrick, Ville 1902
 Kirstein, Paul 1936
 Klein, Chester 1912, 13
 Kleinhenz, Mike 1971, 72, 73

Klimczak, Stan 1947, 48, 49
 Kloboves, Ed 1977, 78, 79
 Klusman, Len 1945
 Knapp, Fred 1933
 Kneisner, Bill 1945
 Knight, Earl 1952, 53
 Knighten, Willis 1990
 Knutson, Matt 1995
 Kobalka, John 1994, 95, 96, 97
 Koehler, Walt 1959
 Koehler, William 1916, 17
 Koester, Kyle 2003
 Kohl, Chris 1988, 89
 Koman, Larry 1965
 Konkel, Ron 1956
 Kopich, Bob 1962, 63, 64
 Kopich, Frank 1963
 Koppenhoeffer, Ted 1975
 Kostelnik, Ron 1959, 60
 Kouri, Larry 1955, 56
 Kovac, Ed 1957, 58, 59
 Koynock, Joseph 1990
 Krampe, Hugo 1988, 89, 90, 11
 Krapp, Frank 1897
 Kraske, William 1940, 41
 Kratt, Emil 1920
 Kreimer, Alfred 1904, 05
 Krimmer, Dan 1992
 Kuck, Edward 1911, 12, 13
 Kugler, Marlay 1902, 03
 Kuhn, Hugh 1918
 Kurnick, Howie 1975, 76, 77, 78

L

Ladd, Anthony 1993, 94, 95, 96
 LaForgia, Justin 2002
 Lambert, Pat 2009, 10
 Lancaster, McKinley 1983, 84
 Lang, Frank 1999, 00, 01
 Langen, Dave 1903
 Langenbeck, Dick 1946, 47
 Langenheim, William 1891, 92
 Langenheim, Ralph 1914, 15, 16
 Lathan, Dave 1985, 86
 Lattimore, Kenwood 2002
 Laub, John 1930
 Lauck, James 1936
 Laurence, Daniel 1890, 91, 92, 93
 Laurie, Joe 1970, 71, 72
 Lavelle, Pat 1985, 86, 87, 88
 Lawson, Sig 1954, 55, 56
 Lawson, Stanley 1885
 Lawson, Tom 1988
 Lea, Este 1891
 Leach, John 1960
 Leahy, Pat 1984
 Lease, John 1923, 24, 25
 LeBoutillier, George 1894
 Lee, Greg 1999, 00
 Lee, Harold 1974, 75, 76
 Lee, Jack 1957, 58, 59
 Legaux, Munchie 2010
 Leininger, Arthur 1932, 33
 Leins, Dave 1956
 LeKamp, Lester 1929, 30
 Lemire, Jamie 1992, 93, 94, 95
 Leo, Jim 1957, 58, 59
 Leshnak, Bob 1984, 85, 86, 87
 Lewis, Dave 1971, 72
 Lewis, Ernie 1967, 68
 Lewis, John 1985, 86, 87
 Lewis, Melvin 2000
 Lewis, Mike 1993
 Lewis, Robert 1930, 31
 Lewis, Thaddeus 2002, 03
 Lewis, Walter 1984
 Liggins, Keathus 1983
 Liggins, Dave 1976
 Liggins, Tom 1973, 74, 75
 Lilly, E.J. 2001
 Lindsey, Chad 1990
 Linkenbach, Jeff 2006, 07, 08, 09
 Linneman, Joseph 1920, 21



ALL-TIME LETTERWINNERS

Lisek, Jason 2000
 Logan, Freddie 1981, 82
 Lonchar, Thomas 1939, 40
 Looney, Steve 1986
 Louis, Michael 1978, 79, 80, 81
 Love, Leon 1958, 59, 60
 Love, Ka'Son 2001, 03
 Love, Mike 1999, 00
 Love, Willis 1975, 76
 Lovell, Kevin 2004, 05, 06
 Lowenstein, Harry 1987
 Lozano, Roney 2010
 Lizio, Colin 2009, 10
 Lucas, Rob 1995, 96, 97, 98
 Lucas, Steve 1973, 74, 75
 Lucius, A.J. 2001, 02, 03, 04
 Lucka, Rich 1965
 Lunsford, Carlton 1930, 31
 Lutmerding, Medard 1928, 29, 30
 Lytle, James 1888

M

Macioli, Ferd 1953, 54
 Macejko, Tom 1965, 66, 67
 Machi, Al 1969
 Machle, C. 1922, 23
 Macikas, Anthony 1939, 40, 41
 Mack, John 1969, 70, 71
 Macke, Joe 1962
 Maddox, Arthur 1952
 Maddox, Mike 1990, 93
 Maddox, R.D. 1894
 Maddux, Robert 1923, 24, 25
 Madeya, Bill 1965
 Malone, C.J. 1908, 09, 10
 Malone, Jody 1985, 86
 Malone, Roy 1939
 Maloney, Tom 1940, 41
 Mammarella, Jason 1997, 98, 99, 00
 Manalac, Ryan 2005, 06, 07, 08
 Manfredini, Chris 2003
 Mann, David 1975, 76, 77
 Manning, Tom 1965
 Manny, Erwin 1936
 Manor, Joe 1962
 Marich, Robert 1951, 52, 53
 Maroney, Barry 1955, 56, 57
 Marsh, Stanley 1900
 Marshall, DeJuan 1995, 96
 Marshall, Linwood 1981, 82, 83
 Martin, Harold 1924, 25
 Martin, Jared 2006, 07
 Martinez, Randy 2008, 10
 Marvaso, Tom 1973, 74, 75
 Marx, Robert 1906, 07, 08
 Masdea, John 1952, 53
 Mason, Al 1970, 71, 72
 Massong, Bob 1977, 78, 79
 Masterson, Mark 2000
 Matthews, Dennis 1965, 66, 67
 Matthews, Randolph 1894, 95, 96, 97
 Matthews, Tom 1987, 88
 Matthews, Ricardo 2006, 07, 08, 09
 Matto, Andy 1950, 51, 52
 Mauk, Ben 2007
 Maxwell, Paul 1959, 60, 61
 Mays, P.J. 1999
 McAndrews, Anthony 1921, 22, 23
 McBride, Randy 1969, 70, 71
 McCabe, Bob 1964
 McCafferty, Collin 2007, 08, 09, 10
 McCall, Ed 1983, 84
 McCann, Gene 1953, 54, 55
 McCarthy, Mike 1967
 McCarthy, Sean 1988
 McCartney, Arch 1917
 McClain, William 1950
 McCleskey, DeMarco 1998, 00, 01, 02
 McClung, Anthony 2010
 McClure, 1904
 McCain, Danny 1984, 85, 86, 87
 McComas, Ralph 1910, 11
 McCray, Frank 1902, 03, 04

McCullough, Kevin 2005, 2006
 McCutcheon, Bob 1959, 60
 McDonald, Bill 1949
 McFadden, Kevin 1986
 McFarland, Bob 1961, 62
 McGee, Frank 1890, 91
 McGee, Travis 2002, 03
 McGill, Neil 1903
 McGinley, Mike 1956
 McGonegle, Jack 1965
 McGraw, Rich 1983
 McHenry, Ron 1967, 68
 McKeever, Dan 1950
 McKeever, Tom 1950, 51, 52
 McKenzie, Donnell 2006
 McKenzie, Roger 1950
 McKinney, Al 1985, 86, 87, 88
 McKnight, Butch 1969
 McKnight, Don 1995, 96, 97, 98
 McMillan, Don 1946, 47, 48, 49
 McNamee, Ralph 1939, 40
 McNeal, Yancey 1982
 Meador, Mitch 2010
 Meador, Robert 1945, 48, 49
 Meguiar, Robert 1936
 Meier, Bob 1940, 41, 42
 Meinerting, John 1980
 Melina, Tom 1976
 Melish, John Howard 1894
 Menke, Bob 1971, 72, 73
 Menke, Bob 1948, 49
 Mercer, Dale 1980
 Mercer, Robert 2001, 02, 03, 04
 Mercer, Rich 1974, 76
 Mercurio, Mark 1969, 70
 Merkich, Bob 1967, 68, 69
 Merriam, Dave 1963
 Merritt, Marv 1954, 55
 Messner, Max 1957, 58, 59
 Metz, Walter 1930, 31
 Meyer, Al 1927
 Meyer, Urban 1984
 Meyers, Phillip 1919, 20, 21
 Mickens, Mike 2005, 06, 07, 08
 Middendorf, Frank 1949, 50, 51
 Middendorf, Matt 1985, 86, 87
 Miller, Bob 1965, 66, 67
 Miller, David 1977
 Miller, Ed 1966, 67, 68
 Miller, Gene 1966, 67, 68
 Miller, Henry 1973, 74, 75, 76
 Miller, Joe 1953, 54, 55
 Miller, Mike 1968, 69, 70
 Milligan, Danny 2010
 Milligan, Norm 1986
 Mills, Brandon 2009, 10
 Mills, Robert 1929, 30
 Milner, Bob 1965, 66, 67
 Milner, Hobson 1981
 Minor, 1905
 Misali, John 1971, 72, 73
 Misik, Jerry 1965, 66, 67
 Mitchell, Kevin 1991
 Mitchell, Montrell 1999
 Mitchell, Otis 1974, 75, 76
 Mittwede, Harry 1939
 Mizener, James 1993
 Moche, Joe 1962
 Moeschl, Scott 1980
 Moiden, Eric 1979
 Momper, Jerry 1962, 63, 64
 Monaghan, Doug 2001, 02, 03, 04
 Monds, Mario 1999, 00
 Monfort, Joseph 1988, 89
 Monroe, Rodrick 1997
 Montgomery, Dan 1966
 Montgomery, James 1914, 15
 Montgomery, Walter 1990
 Montiel, Dave 1990, 91, 92
 Moody, Willis 1989, 90
 Mooney, Norm 1950
 Moore, Charles 1901
 Moore, Greg 2004, 05, 06, 07

Moore, Justin 2008
 Moore, Keith 1972
 Moore, William 1978, 79, 81
 Mooth, John 1951, 52
 Morgan, Leo 2006, 07
 Morgan, Mike 1973
 Morgan, Richard 1962, 63, 64
 Morrill, Albert 1897, 98
 Morris, Jerry 1960
 Morris, Joseph 1914, 15, 16
 Morris, Tim 1978
 Morris, Wellslake 1916, 17
 Morrison, Joe 1956, 57, 58
 Morrison, Robert 1908, 09, 10
 Mortemore, Gary 1954, 55, 56
 Morton, Mike 1983, 84
 Morton, Pat 1963
 Moser, Hank 1950
 Mosketti, Bob 1954, 55
 Ray, 1967
 Mueller, Alfred 1907
 Mueller, Bob 1942
 Mukes, Roosevelt 1985, 86, 87, 88
 Mumford, Eric 1972
 Munlin, Vincent 1986, 87, 88, 89
 Murcay, Mike 1945
 Murphy, Jamey 2002, 03, 04
 Murphy, Jim 1942
 Murphy, Johnny 1981, 82, 83, 84
 Murphy, Mike 1953, 54, 55
 Murphy, Shawn 2000, 01
 Murray, George 2001, 02, 03, 04
 Murray, Robert 1904, 05
 Myers, Jim 1979, 80, 81, 82
 Myers, Ralph 1973, 74, 75, 76
 Myers, Steve 1979
 Myers, Tom 1963

N

Nakamura, Haruki 2004, 05, 06, 07
 Nash, Darryl 1986
 Nau, Clyde 1933, 34, 35, 36
 Nau, Robert 1930
 Nelms, Lamonte 2006, 07, 08
 Nelsen, Jim 1957, 58, 59
 Nelson, Al 1962, 63, 64
 Nelson H.D. 1920
 Nelson, Jerry 1962, 63, 64
 Nelson, Jim 1968, 69
 Nelson, Ron 1965, 66, 67
 Neville, Al 1963, 64, 65
 Newman, Rush 1918
 Newman, Ed 1965, 66, 67
 Newton, Jon 2005, 06, 07
 Nichols, Mike 1976, 77
 Nickel, Elbie 1940, 41, 42, 46
 Nickel, Joe 1968
 Niederhelman, Jerry 1972, 73
 Nimma, Lo 1925, 26
 Nippert, James 1922, 23
 Nirenberg, Dave 1967
 Noble, Terry 1983, 85, 86, 87
 Noll, Robert 1899
 Nolting, Ray 1933, 34, 35, 36
 Nolting, Roger 1945
 Norton, Zach 2000, 01, 02, 03
 Notacker, Brad 1982, 83, 84
 Novak, Ed 1974, 75, 76

O

Oakes, Pat 1993, 94, 95
 Oblak, Fred 1959, 60, 61
 O'Brien, Dan 1987
 O'Brien, Jim 1967, 68, 69
 O'Connell, Jim 1974, 75, 76, 77
 O'Conner, Tim 1981, 82
 O'Donnell, Pat 2010
 O'Donnell, Robert 1894, 95
 Oeh, William 1936, 37

Oetjen, Gary 1975, 76
 Oetjen, Greg 1971, 72
 Oganowski, Kas 1971, 72
 Ogle, Bill 1988
 Olding, Joe 1979, 80, 81, 82
 Olinger, Jon 1999, 00, 01, 02
 Oliver, Jeff 1989
 Olaszewski, Walt 1956
 Olverson, Jesse 1994, 95
 O'Malley, Tom 1948, 49
 Omogrosso, Tony 1980, 81
 Openheimer, Otto 1938, 39, 40
 Oradat, Greg 1974, 75
 Orak, Andy 1980
 Orr, Gordon 1937
 Orton, Philo 1890, 91
 Ousley, Jim 1969
 Outlaw, Napoleon 1974, 75, 76, 77
 Overgaauw, Gary 1987, 88
 Owens, Brig 1963, 64
 Owens, Ervin 1984, 85, 86, 87
 Owens, Russ 2002
 Owens, Thurman 1947, 48, 49

P

Pad, Tom 1958, 59, 60
 Pagan, Louie 1983
 Palmer, G.M. 1920, 21, 22
 Palmer, Roy 1914, 15, 16
 Pangello, Erv 1939
 Pape, John 1918
 Pardini, Dick 1952, 53, 54
 Paris, Jim 1960, 61
 Parker, John 1964, 65, 66
 Parker, R.K. 1930, 31, 32
 Partridge, Phillip 1903
 Patania, Dave 1989, 91, 92
 Pate, Lloyd 1966, 67, 68
 Pater, Frank 1933
 Patterson, Eric 1992, 93, 94, 95
 Patterson, Lamont 1979, 80, 81, 82
 Payne, Samuel 1990, 91, 92
 Pead, Isaiah 2008, 09, 10
 Pearce, Marlon 1990, 91, 92
 Pease, John 1923, 24, 25
 Peckich, Phil 1978, 79, 81, 82
 Peek, Antwan 1998, 00, 01, 02
 Peele, James 1929, 30
 Pendergrass, Cliff 1981, 82, 83, 84
 Penno, Ray 1948, 49
 Perdrix, Roger 1962, 63, 64
 Perkins, Lee 1986, 87
 Perelli, Joe 1984
 Perrin, Reuben 1923
 Perry, Arnaz 1984, 85, 86
 Perry, Stanley 1910, 11, 12, 13
 Peters, Charles Moore 1900
 Petrus, Brent 1995, 96, 97
 Pfau, George 1928
 Phillips, Don 1979, 80
 Phillips, Hurdie 1959, 60, 61
 Piche, Gene 1945
 Pickens, Steve 1986, 87, 88
 Piening, Ben 1998, 99, 01, 02
 Pierson, Daniel 1900
 Pike, Tony 2007, 08, 09
 Pirone, Frank 1969
 Pisanelli, Ralph 1951, 52, 53
 Pitman, Lloyd 1945, 48
 Pitts, Elktion 1948
 Plueddeman, R.O. 1908, 09, 10
 Plummer, Chad 1995, 96, 97, 98
 Podesta, Oliver 1980
 Points, Dan 1961, 62, 63
 Poirier, Phil 1986, 87, 88, 89
 Poland, Bill 2003, 04, 05, 06
 Poole, Ron 1960
 Popov, John 1938, 39, 40
 Porter, Harold 1914, 15
 Posey, Brian 1994, 95
 Post, Robert 1927, 33
 Pous, Jim 1960, 61, 62
 Powell, Dick 1939

Powell, Joe 1979
 Powell, Vince 1991
 Powers, Scott 1988, 89
 Pramik, John 1942, 46, 47, 48, 49
 Prather, Frederick 1918, 20, 22, 23
 Prats, Bob 1978
 Presley, Don 1954, 55, 56
 Pressler, Fred 1936
 Preston, Bill 1984, 85
 Preston, Todd 1994
 Price, Charles 1976, 77
 Priog, Dave 1962
 Prisby, Erroll 1962, 63, 64
 Prosak, Vic 1973, 74, 75
 Proto, Tony 1967, 68
 Pugh, Bill 1983
 Pullen, C.N. 1919

Q

Quail, Keith 1955

R

Rader, Brandon 1995, 96
 Radosovich, Ted 1963, 64
 Rains, Dan 1974, 75, 76, 77
 Rains, Jared 2010
 Raizik, William 1937
 Ramey, Charles 1936
 Ramsey, Jacob 2006, 07, 08, 09
 Ramsey, William 1885
 Rankin, Marc 1988, 90, 91
 Ransom, Darryll 1999, 00, 01, 02
 Ransom, Derrick 1994, 95, 96, 97
 Raschig, Frank 1899, 1900
 Rasso, Steve 1958, 59
 Ratliff, Jesse 1973
 Rayl, William 1896, 97, 98
 Razick, William 1935, 36, 47
 Reaves, Joe 1957
 Reece, Paul 1909, 10, 11
 Reed, Detreik 2001
 Reeder, Russell 1893, 94, 95
 Reid, Gary 1990, 91, 92
 Reid, I. Henry 1901
 Reif, M. 1901
 Reik, Todd 1984
 Reinhold, Don 1957, 58, 59
 Reinstatler, Jeff 2005, 06
 Reinstatler, Tom 1959, 60, 61
 Reiter, Dick 1984, 85, 86
 Rekstis, Jack 1964, 65, 66
 Rekstis, Pete 1962, 63, 64
 Rendings, Charles 1897, 98, 99
 Revels, Andre 2007, 08, 09
 Reynolds, Jim 1971
 Reynolds, Steve 2001
 Rhein, Stanley 1920
 Rhodes, Benson 1967, 68, 69
 Rhodes, Richard 1985, 86, 87
 Rice, Don 1959, 60
 Rice, Doug 1962
 Rice, Larry 1973, 74
 Richard, Dave 1956, 57, 58
 Richards, Alkie 1942, 46, 47, 48
 Richards, Brayton 1892, 93, 94
 Richards, Eric 1993, 95, 96, 97
 Richards, Harvey 1967, 68, 69
 Richardson, Bayle 1915, 16
 Richardson, Demetrious 2010
 Richardson, Wesley 2008, 09, 10
 Richt, Fred 1897
 Ricketts, Joseph 1988, 89
 Ries, Steve 1978, 79, 80, 81
 Riggins, Mel 1970, 71
 Rini, Gerry 1979
 Ritchey, Wes 1952, 53, 54
 Ritchie, Dave 1958, 59, 60
 Roberson, Cedric 1994
 Roberts, Adam 2002, 03, 04, 05
 Roberts, Jonathan 1991, 92
 Roberts, Michael 1996
 Roberts, Richard 1977
 Robertson, Greg 1980

Robertson, Tower 1938
 Robins, Joseph 1918
 Robinson, Adrien 2008, 09, 10
 Robinson, Barry 1990, 91, 92
 Robinson, Donnie 1984, 87, 88
 Robinson, Heard 1975, 76, 77
 Robinson, James 1891, 92
 Robinson, Rob 1993, 94, 95, 96
 Rock, Mike 1975, 76, 77, 78
 Rodriguez, Ken 2007
 Roeder, Dave 1965
 Roessler, Clarence 1957, 58
 Rogart, C. Herman 1917
 Rogers, Doug 1961, 62
 Rogers, Glenn 1984, 85
 Rogers, Jacob 2007, 08, 09, 10
 Rogers, Mike 1977, 78, 79
 Rohrer, J.W. 1896
 Rolfes, Paul 1982, 83
 Romano, Tim 1981, 82
 Rose, Tom 1972, 73, 74
 Rosenswie, Mike 1993, 94
 Rosfeld, Doug 1997, 98, 99, 00
 Ross, Derick 2002, 03, 04, 05
 Ross, Dominic 2003, 04, 05, 06
 Ross, Don 1959, 60, 61
 Rossi, Bob 1980, 81
 Rossi, Gene 1950, 51, 52
 Rossley, Tom 1967, 68
 Roth, Jordan 2004
 Rothfuss, Dick 1948, 49
 Roudebush, William 1903, 04
 Rounds, Chuck 1939
 Rowe, David 1990, 91
 Rowe, Terry 1968
 Royal, Daryl 1994, 95, 96, 97
 Rowe, Theodore 1905
 Ruck, Franklin 1931, 32, 33
 Ruehlmann, Gene 1945, 46
 Ruff, Gerry 1999, 00
 Ruffin, Jonathan 1999, 00, 01, 02
 Rushing, Caesar 1983
 Russ, Tony 1967
 Russell, Jason 2001, 02, 03, 04
 Rutan, Doug 1983
 Ruth, George 1956
 Ryan, Mark 1983

S

Sabato, Al 1946, 47, 48
 Sabato, Hugo 1947, 48
 Sabia, Don 1985
 Sammon, Senmore 1907
 Sample, Glenn 1950, 51, 52
 Sampson, Martin 1885, 86
 Sampson, Thomas 1995
 Samu, Joe 1969, 70
 Sanders, Carl 1973, 74, 75
 Sanders, Clarence 1972, 73, 74, 75
 Sanders, Steve 1985, 86, 87, 88
 Sarvis, Robert 1918, 19
 Sauer, Bud 1949
 Savage, Deron 1996, 97, 98
 Sawyer, Jon 1984, 85
 Scales, George 1905
 Scallan, Paul 1915, 16
 Scarbrough, Shannon 1993, 94, 95, 96
 Schaffer, JK 2008, 09, 10
 Schaeffer, George 1893
 Schaeffer, Langdon 1909
 Schaps, Frank 1936
 Schayer, Isadore 1900
 Schebor, Charles 1949, 50
 Scheithe, Don 1996, 97, 98
 Schell, Mick 1987, 88, 89, 90
 Schellinger, Amos 1974, 75
 Schierloh, Fred 1920, 21
 Schipani, Jeff 1987, 88
 Schira, Tim 1978, 79, 80, 81
 Schlicher, Jeremy 2003, 04
 Schmidt, Gus 1960, 61
 Schmidt, Jack 1952
 Schmidt, Jim 1979, 80



Schmitt, Mike 1969, 70, 71
 Schneider, Anton 1913, 14, 15
 Schneider, Hal 1945
 Schneider, Hank 1942, 46
 Schneider, Mike 1979
 Schnurrenberger, Don 1950, 53, 54
 Schoettmer, Don 1951, 52
 Schott, John 1926, 27, 28
 Schroetter, Alfred 1907
 Schroetter, Edwin Odys 1904
 Schuler, Ken 1969
 Schultz, Steve 1976, 77, 78, 79
 Schuster, George 1949
 Schutte, Paul 1972
 Schutte, R.E. 1928
 Schwab, Richard 1932
 Schwarburg, Al 1939
 Schwarburg, William 1933, 34, 35, 36
 Schwarz, Jim 1971
 Schweitzer, Steve 1965, 66
 Schwemlein, Wilbur 1936
 Schwing, Brad 1993
 Scott, James 1993, 94, 95, 96
 Selfridge, Tom 1966, 67, 68
 Sellers, Don 1993
 Sellers, Dan 1983, 84, 85, 86
 Seltz, Sam 1918, 19, 20
 Seomin, Dick 1955, 56, 57
 Sexton, Tony 1968, 69, 70
 Shadd, Roland 1959, 60
 Shafer, Walter 1904, 05, 06
 Shalosky, Bill 1950, 51, 52
 Shank, Charles 1940, 41
 Shank, Jon 1963
 Shannon, Ronnie 1988, 89, 90, 91
 Shaut, Frank 1961, 62, 63
 Shaw, Joe 1963
 Shearow, John 1950
 Sheehan, Bob 1962, 63, 64
 Sheffield, Art 1987, 88
 Shelby, Harry 1937, 38
 Shepherd, Bryan 1989
 Shepherd, Dan 1974, 75
 Sherrod, Andre 1989, 90, 91
 Shibuski, Norb 1950, 51
 Shneyderov, Josh 2000, 01, 02, 03
 Shoemaker, Curt 2007
 Shoemaker, Mike 1972
 Short, Keith 1990
 Shorter, Adam 2001, 02, 03, 04
 Shorts, Floyd 1948
 Shuff, Charles 1961
 Shundich, Nick 1949, 50, 51
 Shyrock, Charles 1917, 18
 Siding, Clarence 1928, 29, 30
 Siding, Edward 1930, 31
 Siebert, Fred 1938
 Simko, Rudy 1959, 60, 61
 Simon, J.P. 2005
 Simmons, Lonnie 2004
 Simmons, Rufus 1960, 61, 62
 Simmons, Simeon 1978
 Simons, Rick 1992, 93, 94
 Simpson, Don 1994, 95, 96
 Sims, Kelly 1988, 89, 90, 91
 Single, Erv 1952, 53, 54
 Single, Russell 1928
 Sipple, Walter 1929, 30
 Six, Dave 1960, 61
 Skinner, Calvin 1903
 Skorich, Nicholas 1940, 41, 42
 Slater, Baker 1945
 Slaughter, Thomas 1931, 32
 Slusarz, Al 1976, 78, 79
 Small, David 1991, 92, 93
 Smedley, Clement 1900
 Smedley, John 1963, 64, 65
 Smikle, Tony 1997, 98, 99, 00
 Smith, Aaron 1998
 Smith, Chester 1931, 32, 33
 Smith, Corey 2005, 06, 07, 08
 Smith, Craig 1970, 71, 72
 Smith, Craig 1978

Smith, DeAngelo 2006, 07, 08
 Smith, Dennis 1963, 64, 65
 Smith, E. Starbuck 1894, 95
 Smith, Freddie 1994
 Smith, Freddy 1997, 98, 99, 00
 Smith, George 1932, 33, 34, 35
 Smith, Hollis, 1987
 Smith, Julius H. 1973
 Smith, Landon 1996, 97
 Smith, Louis C. 1893
 Smith, M.E. 1927, 28
 Smith, Mike 1975, 76
 Smith, Movie 1963, 64
 Smith, Orin Gould 1887, 88
 Smith, Orlando 1995, 97, 98
 Smith, Scott 1991, 92
 Smith, Stanley 1896, 97
 Smith, Steve 1995, 96
 Smith, Tom 1957, 58
 Smith, W.E. 1932
 Smollen, John 1941, 46
 Smoot, R.C. 1982
 Smyth, Bill 1942, 46
 Smythe, 1905
 Snyder, Jack 1952, 53, 54
 Sobolewski, Tom 1963, 64, 65
 Sparks, Evan 2005, 06, 07
 Spencer, Charles 2000
 St. Clair, Pete 1948, 49, 50
 Stack, Robert 1918, 19
 Stacklin, Duane 1980, 81, 82
 Stafford, John 1932
 Stanford, Mark 1981, 82
 Stanforth, Bill 1965
 Stanley, Lincoln 1909
 Stansbery, Derek 2005
 Stargel, Jason 1982, 83, 84, 85
 Stargel, Will 1941, 42, 46
 Starick, Sigfreid 1929, 30
 Stark, Henry 1931, 32
 Starks, Roger 1962
 Starks, Royce 1963, 64
 Starman, Frank 1967
 Staub, Ralph 1949, 50, 51
 Stauber, Gerry 1948, 49
 Staymen, Seymour 1948, 49
 Steel, Brian 2006
 Steffen, Heiner 1973, 74, 75
 Steinberg, Harold 1939
 Steinhauer, Bob 1963, 64
 Stephens, Marc 1993
 Stephens, Paul 1998
 Stephens, Rogers 1946, 47, 48
 Stephenson, Tom 1950
 Stepp, Jordan 2010
 Sternberg, Harold 1940, 41, 42
 Stetson, John 1971, 72
 Stewart, Andrew 1986, 87, 88
 Stewart, Derrick 2006
 Stewart, James 1902, 03
 Stewart, John H. 1909, 10, 11, 12
 Stewart, Sean 1992, 93, 94, 95
 Stewart, Walter 2009, 10
 Stickdon, Clint 2001, 02, 03, 04
 Stix, William 1893
 Stofa, Jeff 1990, 91
 Stojkovic, Mike 1985, 86, 87
 Stone, Eric 1984
 Stone, John 1898
 Storm, Lowell 1947, 48, 49, 50
 Stovall, Charles 1970, 71, 72
 Stowers, Jack 1959
 Stratton, Bob 1949, 50, 51
 Straub, Frank 2004, 05, 06
 Stroh, Hank 1960
 Stroh, Kyle 1987, 88, 89, 90
 Strong, Terry 1987, 88, 89, 90
 Studenka, John 1967, 68
 Stueve, Amos 1905, 06
 Stueve, Thomas 1931
 Sturkie, Jermaine 1994, 95, 96, 97
 Sullivan, Ellis 1984
 Swanda, Jim 1964

Sweeney, Jake 1941, 42
 Sweeney, Walter 1949
 Sweet, Albert 1992, 93
 Swing, Phillip 1891
 Switzer, Lamar 1958, 60
 Swords, Terry 1981
 Sykes, Carlton 1997, 98, 99
 Sylvester, Vincent 1978, 79
 Szabados, Tom 1985, 86, 87, 88

T

Tabor, Doug 1973, 75, 76
 Tackett, Scott 1985, 86, 87, 88
 Talcott, Harold 1916, 17, 18
 Takavitz, Kyle 2001, 02, 03, 04
 Tamaska, Randy 1974
 Tartaglione, Vince 1970
 Tate, Robert 1994, 95, 96
 Tatum, Bill 1989
 Taylor, Bob 1963, 64
 Taylor, Elbert 1918, 20
 Taylor, Jesse 1968, 69, 70
 Taylor, Jim 1980
 Taylor, Keith 1983
 Taylor, Monte 2010
 Taylor, Reggie 1983, 84, 85, 86
 Taylor, Rick 1970, 71, 72
 Teismann, Kevin 1965, 66
 Temple, R.K. 1887
 Theisen, Paul 1950, 51, 52
 Thier, John 1928
 Thomas, Anthony 1999, 00, 01
 Thomas, Bill 1981, 82, 83
 Thomas, George Grove 1895
 Thomas, Hannibal 2003, 04
 Thomas, Isaac 1999, 00
 Thomas, John M. 1895
 Thomas, Jon 1983, 84
 Thomas, Shane 1995
 Thomasson, Pat 1989
 Thompson, Dave 1957
 Thompson, George 1950, 51, 52
 Thompson, Kirk 1999, 00, 01
 Thornberry, Red 1925, 26, 27
 Thornton, John 1988, 89, 90
 Thrun, Roger 1967
 Thrush, Jim 1959
 Tidball, Dean 1984, 85
 Tilden, Chauncey 1911, 12, 13
 Timmons, Alfred 1940
 Timmons, Michael 1980
 Tipton, Morris 1955, 56, 57
 Tkatch, Ed 1959, 60, 61
 Tkatch, Tom 1960, 61, 62
 Tobik, Jack 1967, 68
 Todd, Bob 1945
 Tolbert, Cedric 2005, 06, 07, 08
 Torrence, John 1918
 Townsend, Joe 1945
 Tracy, Jack 1949, 50, 51
 Traul, Lee Earl 1900
 Traul, Louis 1903
 Traut, Ron 1986, 87, 88, 89
 Trent, Jermaine 1995, 96
 Trigg, Rob 2007, 08, 10
 Truitt, Ron 1975
 Tucker, Gus 1976
 Tucker, Neal 1976
 Tuebner, Robert 1936, 37, 38
 Tupuola, Matt 2001, 02
 Turner, Akanni 2001
 Turner, Clem 1965, 66
 Turner, Delmar 1995, 96
 Turner, Irv 1952, 53, 54
 Turner, Mike 1964, 65, 66
 Tushar, John 1980, 82, 83

U

Uhl, Brian 1995, 96, 97, 98
 Ullum, Vern 1940, 41, 42
 Ulysee, Jerry 1995, 96
 Underwood, Brandon 2008
 Uphoff, Don 1945, 46, 48

V

Vabic, Frank 1961
 Vafides, Henry 1968
 Valentiner, Clark 1924, 25
 Vample, Charlie 2005
 Vanatsky, Jim 1988
 Van Buren, Jack 1959, 60
 Van Buren, Ken 1962
 VanMatre, Harold 1898, 99, 00
 Vanatsky, Jim 1988
 Vann, Booker 2002, 03
 Vann, LaDaris 1999, 00, 01, 02
 Vater, Tom 1966
 Vaupel, Matt 1991, 92, 93, 94
 Velotta, Bill 1974
 Venable, William 1890
 Vete, Dan 1977, 78, 79
 Vibberts, Eric 1993, 94, 95
 Vickers, Jim 1969
 Vilkowski, John 1946, 47, 48
 Viltro, John 1973, 74, 75
 Viramontes, Esaul 1995, 96
 Virgin, Ray 1939, 40, 41
 Vitovitz, David 1996, 98
 Vodika, Dave 1972
 Vogelgesang, Bruce 1961, 62, 63
 Volland, Chad 1989
 Vordem Esche, Chad 1998, 99, 00
 Voshell, Ken 1970

W

Wagner, Tom 1959
 Wainscott, Robert 1940, 41
 Waldman, Frederick 1927, 28, 29
 Walker, Jeff 1983, 85
 Walker, Paul 1966
 Walker, Tim 1999, 00, 01
 Walz, Roger 1963
 Ward, Fred 1996, 97
 Ward, Kevin 1994, 95, 97, 98
 Ware, Jerrold 1985, 86
 Warhop, George 1981, 82
 Warner, Dave 1984
 Warner, Doug 1964, 65
 Warren, Rod 1969
 Warren, Vernon 1980
 Watkins, William 1918
 Waugh, Marcus 2006, 07, 08, 09
 Way, Fred 1977
 Weaver, Fred 1981
 Weber Jerry 1963
 Webster, Aaron 2006, 07, 08, 09
 Webster, Matt 2003, 05
 Weiner, Tom 1966
 Weingart, Ken 1969, 70, 71
 Weinheimer, Andy 1998, 99, 00
 Weiss, Andrew 1930
 Welch, Austin 1977
 Welch, Bob 1963, 64, 65
 Welch, Merle 1937
 Weld, Herbert 1887
 Weng, Chris 1993
 Wenzel, A.W. 1915, 16, 17, 19
 Wess, David 2005, 07
 West, Jeff 1973, 74
 West, Lou 1974, 75, 76
 Westfall, Bill 1970
 Whelan, John 1969
 Whelan, Terry 1959
 Whipple, Don 1955, 56
 White, David 1985
 White, Jody 1992, 93, 94
 White, Mike 1971, 72, 73
 Whitehead, Jason 2007
 Whitlow, Brian 1992
 Wieck, Rod 1974, 75, 77
 Wieman, Harry 1902, 03
 Wilber, Greg 1968, 69
 Wiles, Mike 1975, 76, 77, 78
 Wilging, Mike 1982, 83
 Wilkens, Dwight 1974, 75
 Williams, Alphonso 1982, 83
 Williams, Anthony 2005, 06, 07

Williams, Bill 1956
 Williams, Billy 1942, 45, 46
 Williams, Chris 2009, 10
 Williams, Corey 1987, 88, 91
 Williams, Curtiss 1975, 76, 77
 Williams, Darrin 2009, 10
 Williams, Kameron, 1989, 90
 Williams, Merle 1931, 32, 33
 Williams, Ralph 1979, 80
 Williams, Robert 1984, 86, 87
 Williams, S. Curtis 1900, 01, 02, 03
 Williams, Tommy 1984
 Williams, Walter 1907, 08, 09
 Willis, Chris 1993
 Wilson, Earl 1968, 69, 70
 Wilson, Claude 1939
 Wilson, Daniel 1890
 Wilson, Greg 1976
 Wilson, J.J. 2001
 Wilson, Jermaine 2001, 02, 03, 04
 Wilson, Russell 1905, 06
 Windt, Mike 2007, 08, 09
 Winn, George 2008, 10
 Wise, Jonah 1902
 Witucki, Jay 1952
 Wize, Nathan 1998, 99, 00, 01
 Woitovich, Steve 1957
 Wolf, Ed 1959, 60
 Wolf, Ken 1952
 Wolford, Al 1966
 Wolfson, Erwin 1923
 Wolfe, Derek 2008, 09, 10
 Wolke, Joe 2002
 Woodard, Orion 2008, 09, 10
 Woodrough, Louis 1902
 Woodruff, Dennis 1963, 64, 65
 Woodruff, Tim 1966
 Woods, D.J. 2008, 09, 10
 Woods, Karl 1977, 78, 79, 80
 Woods, Mike 1975, 76, 77
 Woodside, Ray 1990, 91, 92, 93
 Worcester, Harold 1902
 Workman, Homer 1945
 Wortman, Dan 1999, 00, 01
 Wortman, Vince 1987, 88
 Wrampelmeier, Fred 1985, 86
 Wright, Bob 1974, 76, 78
 Wright, Dave 1964
 Wright, Hank 1979, 80
 Wright, Mike 2003, 04
 Wright, Nat 1985, 86
 Wright, William J. 1897, 98
 Wulfeck, Adam 1998, 99, 00, 01
 Wunder, Steve 1972, 73
 Wyatt, John 1932, 33
 Wynn, Tim 1975
 Wynne, Ken 1999, 00, 01

Y

Yakovac, Joel 2002, 03, 05
 Yeager, Fred 1933, 34, 35, 36
 Yeagle, Steve 1948, 49
 Yelton, Paul 1950, 51, 52
 Yingling, Brandon 2008
 Yli Renko, Kari 1978, 79, 80, 81
 Yost, Jim 1978
 Young, Curtis 2008, 09

Z

Zajicek, Don 1952, 53
 Zange, Max 1908, 09, 10, 11
 Zelei, Russ 1989, 90
 Zelinski, Bernie 1940, 41
 Ziegler, John 1976
 Zimmerman, Richard 1932
 Zimm, Joe 1960
 Zwitt, Jonny 2002, 03, 05



YEAR-BY-YEAR SCORES

1885 (1-0 Overall)

Coach: None League: Independent
 Captain: Arch Carson

Oct. 23 Mt. Auburn T 0-0
 Nov. 14 Mt. Auburn W 26-6

1886 (2-0 Overall)

Coach: None League: Independent
 Captain: Arch Carson

Mt. Auburn W 18-6
 Mt. Auburn W 8-6

1887 (1-0 Overall)

Coach: None League: Independent
 Captain: Henry Bettmann

Woodward H.S. W 8-4

1888 (1-0-1 Overall)

Coach: None League: Independent
 Captain: Arch Carson

Walnut Hills Gym W 8-6
 Miami (OH) T 0-0

1889 (1-1 Overall, 5-1 BIG EAST)

Coach: None League: Independent
 Captain: Arch Carson

Avondale W 12-0
 Miami (OH) L 34-0

1890 (2-1-1 Overall)

Coach: None League: Independent
 Captain: Henry Bettmann

Franklin T 0-0
 Woodward H.S. L 16-8
 Wyoming (OH) W 8-4
 Wyoming (OH) W 6-0

1891 (4-2-1 Overall)

Coach: None League: Independent
 Captains: Clyde Johnson

Woodward H.S. W 22-0
 Hughes H.S. W 33-0
 Franklin W 38-0
 Cincinnati Gym T 0-0
 Dayton YMCA L 12-8
 Butler L 34-10
 Cincinnati Gym W 18-0

1892 (1-2 Overall)

Coach: None League: Independent
 Captains: James Robinson, Dan Laurence

Dayton YMCA W 16-6
 Centre L 12-4
 Centre L 34-0

1893 (0-6 Overall)

Coach: None League: Independent
 Captains: Dan Laurence, Russell Reeder

Miami (OH) L 24-6
 Centre L 16-0
 Chicago L 20-0
 Cincinnati YMCA L 22-6
 Miami (OH) L 6-0
 Ohio State L 32-0

1894 (3-3 Overall)

Coach: W. Durant Berry League: Independent
 Captain: W. Durant Berry

Georgetown (KY) L 6-4
 Miami (OH) W 6-0
 Kentucky W 32-4
 Hanover W 14-12
 Ohio State L 6-4
 Ohio Wesleyan L 16-4

1895 (3-3 Overall)

Coach: W. Durant Berry League: Independent
 Captain: Randolph Matthews

Kenyon W 16-4
 Duquesne A.C. L 26-6
 Earlham W 26-0
 Ohio State L 4-0
 Miami (OH) L 12-0
 Marietta W 6-0

1896 (11-3 Overall, 5-1 BIG EAST)

Coach: William Reynolds League: Independent
 Captain: Lyman Eaton

Miami (OH) L 6-4
 Ohio State W 8-6
 Ohio W 52-0
 Ohio Wesleyan W 6-0
 Indiana L 16-0
 Carlisle Indians L 28-0
 Wittenberg W 6-0
 Centre T 12-12

1897 (9-1-1 Overall)

Coach: Tom Fennell League: Independent
 Captain: William Bass

Ohio W 12-0
 Nashville Guards T 6-6
 Miami (OH) W 6-0
 Centre W 4-0
 Ohio Nat. Guard W 20-0
 Miami (OH) W 10-6
 Centre W 10-0
 Ohio State W 34-0
 Carlisle Indians L 10-0
 Southern Athletic Club W 16-0
 Louisiana State W 28-0

1898 (5-1-3 Overall)

Coach: Frank Cavanaugh League: Independent
 Captain: Albert Morrill

Ohio T 12-12
 Miami (OH) W 22-0
 Vanderbilt W 12-0
 Oberlin L 5-0
 Indiana T 0-0
 Alumni W 12-0
 Ohio Wesleyan W 57-0
 Indiana T 11-11
 Dartmouth W 17-12

1899 (5-2 Overall)

Coach: Dan Reed League: Independent
 Captain: Howard Nieman

Miami (OH) W 22-0
 Vanderbilt W 6-0
 Centre W 26-0
 Indiana L 35-0
 Washington & Jefferson L 20-0
 Alumni W 6-0
 Ohio Wesleyan W 28-5

1900 (3-4-1 Overall)

Coach: Dan Reed League: Independent
 Captain: Burt Charles

Covington YMCA W 15-10
 Centre T 0-0
 Haskell Indians L 16-0
 Kentucky W 20-6
 Marietta L 25-0
 Miami (OH) W 16-12
 Notre Dame L 57-0
 Ohio State L 29-0

1901 (1-3-1 Overall)

Coach: Henry Pratt League: Independent
 Captain: Adolph Fennell

Avondale L 13-0
 Hanover W 10-0
 Kentucky T 0-0
 Ohio L 16-0
 Wittenberg L 18-0

1902 (4-2-2 Overall)

Coach: Anthony Chez League: Independent
 Captain: Harry Box

Hanover W 18-0
 Earlham W 12-6
 Indianapolis W 6-0
 Stumps L 23-0
 Otterbein W 16-0
 Wittenberg T 0-0
 Kentucky T 6-6
 Marietta L 10-0

1903 (1-8 Overall)

Coach: Anthony Chez League: Independent
 Captain: Harry Wieman

Hanover W 28-6
 Wittenberg L 6-0
 Miami (OH) L 15-0
 Earlham L 11-0
 Northwestern L 35-0
 Kenyon L 16-0
 Alumni L 6-0
 Washington (MO) L 23-11
 Avondale L 23-0

1904 (7-1 Overall)

Coach: Amos Foster League: Independent
 Captain: Alfred McCray

Georgetown (KY) W 33-0
 Wittenberg W 29-4
 Miami (OH) W 46-0
 Kentucky W 11-0
 Ohio Medics W 11-0
 Stumps L 6-0
 Tennessee W 35-0
 Kenyon W 17-0

1905 (4-3 Overall)

Coach: Amos Foster League: Independent
 Captains: William Foley

Carlisle Indians L 34-5
 DePauw W 17-0
 Earlham W 12-0
 Indiana L 47-6
 Kenyon W 23-4
 Marietta L 6-0
 Ohio Wesleyan W 24-0

1906 (0-7-2 Overall)

Coach: William Foley League: Independent
 Captains: Edward Adams

Marshall T 0-0
 Miami (OH) T 0-0
 Earlham L 20-0
 Avondale L 4-0
 Ohio L 16-5
 Wittenberg L 12-0
 Carlisle Indians L 18-0
 Nebraska L 41-0
 Marietta L 51-0

1907 (No Collegiate Games Played)

Coach: Ralph Inott League: Independent
 Captain: W. Peaslee

1908 (1-4-1 Overall)

Coach: Ralph Inott League: Independent
 Captain: Robert Marx

Alabama L 16-0
 Hanover L 9-5
 Lebanon W 43-0
 Kenyon L 63-0
 Antioch L 16-11
 Wittenberg T 0-0

1909 (4-3-1 Overall)

Coach: Robert Burch League: Independent
 Captain: Ernest DuBray

Hanover W 6-2
 Wittenberg W 22-5
 Otterbein L 15-3
 Transylvania T 6-6
 Centre L 34-0
 Tulane L 6-0
 Butler W 22-0
 Miami (OH) W 10-6

1910 (6-3 Overall)

Coach: Robert Burch League: Ohio
 Captain: Walter Heuck

Transylvania W 16-0
 Ohio State L 23-0
 Earlham W 20-0
 Wittenberg W 8-0
 Miami (OH) W 3-0
 Otterbein L 12-6
 Centre L 12-3
 Antioch W 38-0
 Denison W 28-12

1911 (6-2-1 Overall)

Coach: Robert Burch Conference: Ohio
 Captains: Walter Heuck

Transylvania W 12-0
 Earlham L 9-0
 Otterbein W 16-3
 Kentucky W 6-0
 Butler W 23-11
 Denison T 0-0
 Miami (OH) W 11-0
 Wittenberg W 5-0
 Ohio State L 11-6

**1912 (3-4-1 Overall)**

Coach: Lowell Dana
 Captain: Robert Heuck

Transylvania	W	124-0
Earlham	W	21-0
Kentucky	L	19-13
Ohio State	L	45-7
Otterbein	W	39-7
Denison	L	31-13
Kenyon	L	22-13
Miami (OH)	T	21-21

1913 (5-3-1 Overall, 5-1 BIG EAST)

Coach: Lowell Dana
 Captain: Clement Fenker

Georgetown (KY)	W	46-0
Wittenberg	W	32-0
Ohio	W	20-2
Ohio Wesleyan	W	44-3
Kentucky	L	27-7
Case Western	T	0-0
Denison	L	14-7
Kenyon	W	14-2
Miami (OH)	L	13-7

1914 (6-3 Overall)

Coach: George Little
 Captain: L.K. Baehr

Georgetown (KY)	W	35-0
Denison	W	13-0
Ohio Wesleyan	L	14-7
Kenyon	W	47-0
Kentucky	W	14-7
Western Reserve	W	20-0
Otterbein	L	3-0
Ohio	W	15-0
Miami (OH)	L	20-13

1915 (4-5 Overall)

Coach: George Little
 Captain: Roy Palmer

Sept. 26	ALUMNI	H	W	14-7
Oct. 2	GEORGETOWN (KY)	H	L	21-7
Oct. 9	OHIO	H	L	15-0
Oct. 16	KENYON	H	W	27-7
Oct. 23	DENISON	H	L	35-0
Oct. 30	OHIO WESLEYAN	H	W	17-6
Nov. 6	at Kentucky	A	L	27-6
Nov. 13	WITTENBERG	H	W	27-16
Nov. 25	MIAMI (OH)	H	L	24-12

1916 (0-8-1 Overall)

Coach: Ion Cortright
 Captains: Harold Altamer

Wittenberg	T	0-0
Denison	L	29-0
Georgetown (KY)	L	16-0
Ohio Northern	L	9-0
Kentucky	L	27-0
Wooster	L	20-0
Ohio	L	33-10
Kenyon	L	27-0
Miami (OH)	L	33-0

1917 (0-6 Overall)

Coach: Frank Marty
 Captain: Harold Talcott

Earlham	L	19-0
Wittenberg	L	7-0
Marietta	L	53-0
Ohio	L	22-0
Ohio Wesleyan	L	48-0
Miami (OH)	L	40-0

1918 (3-0-2 Overall)

Coach: Boyd Chambers
 Captain: Charles Shyrook

Nov. 2	FORT THOMAS	H	W	6-0
Nov. 9	at Ohio	A	T	6-6
Nov. 23	GEORGETOWN (KY)	H	W	21-7
Nov. 29	MIAMI (OH)	H	T	0-0
Dec. 7	XAVIER	H	W	12-0

1919 (3-4-1 Overall)

Coach: Boyd Chambers
 Captain: Bob Stack

Oct. 4	WILMINGTON	H	W	34-0
Oct. 11	at Ohio State	A	L	46-0
Oct. 18	KENYON	H	W	18-0
Oct. 25	DENISON	H	L	9-2
Nov. 1	at Wittenberg	A	T	0-0
Nov. 8	KENTUCKY	H	W	7-0
Nov. 15	at Tennessee	A	L	33-12
Nov. 27	MIAMI (OH)	H	L	14-0

1920 (4-5 Overall)

Coach: Boyd Chambers
 Captain: Dan Fries

Sept. 25	KENTUCKY WESLEYAN	H	W	35-0
Oct. 2	KENYON	H	W	45-0
Oct. 9	OHIO	H	W	6-0
Oct. 16	DENISON	H	L	21-0
Oct. 23	at Carnegie Tech	A	L	27-17
Oct. 30	WITTENBERG	H	L	13-9
Nov. 6	at Kentucky	A	L	7-6
Nov. 13	MARIETTA	H	L	28-0
Nov. 25	MIAMI (OH)	H	W	7-0

1921 (2-6 Overall)

Coach: Boyd Chambers
 Captain: Frank Crolley

Sept. 24	TOLEDO	H	W	20-0
Oct. 1	at West Virginia	A	L	50-0
Oct. 15	at Pittsburgh	A	L	21-14
Oct. 22	KENTUCKY WESLEYAN	H	W	115-0
Oct. 29	WITTENBERG	H	L	7-2
Nov. 5	at Ohio	A	L	7-6
Nov. 12	DENISON	H	L	7-0
Nov. 24	MIAMI (OH)	H	L	15-7

1922 (1-7-1 Overall)

Coach: George McLaren
 Captain: Mike Palmer

Sept. 30	PITTSBURGH	H	L	37-0
Oct. 7	at Kentucky	A	L	15-0
Oct. 14	at Georgetown	A	L	37-0
Oct. 21	OHIO WESLEYAN	H	L	14-7
Oct. 28	at Case	A	W	16-0
Nov. 4	WEST VIRGINIA	H	L	34-0
Nov. 11	DENISON	H	L	22-0
Nov. 18	at Wittenberg	A	T	6-6
Nov. 30	MIAMI (OH)	H	L	9-6

1923 (6-3 Overall)

Coach: George McLaren
 Captains: Red Prather

Sept. 29	KENTUCKY WESLEYAN	H	W	17-0
Oct. 6	KENTUCKY	H	L	14-0
Oct. 12	at Denison	A	L	24-7
Oct. 20	at Ohio	A	W	13-6
Oct. 27	WOOSTER	H	L	20-7
Nov. 3	at Oberlin	A	W	6-0
Nov. 10	OHIO NORTHERN	H	W	15-7
Nov. 17	CASE	H	W	69-0
Nov. 22	MIAMI (OH)	H	W	23-0

1924 (2-6-1 Overall)

Coach: George McLaren
 Captain: Tony McAndrews

Sept. 27	KENTUCKY WESLEYAN	H	T	6-6
Oct. 4	GEORGETOWN (KY)	H	W	33-21
Oct. 11	at Northwestern	A	L	42-0
Oct. 18	DENISON	H	L	13-7
Oct. 25	at Ohio Northern	A	L	9-0
Nov. 1	DAYTON	H	L	21-0
Nov. 8	OBERLIN	H	L	13-0
Nov. 15	at Wooster	A	L	32-0
Nov. 27	MIAMI (OH)	H	W	8-7

1925 (4-5 Overall)

Coach: George McLaren
 Captain: John Pease

Sept. 26	Transylvania	L	21-15
Oct. 3	Hanover	W	12-0
Oct. 10	Georgetown (KY)	W	12-6
Oct. 17	Otterbein	W	6-0
Oct. 24	Denison	L	24-12
Oct. 31	Dayton	L	23-0
Nov. 7	Wittenberg	W	6-2
Nov. 14	Ohio	L	13-2
Nov. 26	Miami (OH)	L	33-0

1926 (3-5-1 Overall)

Coach: George McLaren
 Captain: Tiny Herman

Kentucky Wesleyan	W	25-0
Otterbein	W	21-6
Denison	L	14-0
Marietta	W	22-7
Ohio	L	38-7
Western Reserve	L	14-2
Dayton	L	52-0
Wittenberg	L	15-13
Miami (OH)	T	6-6

1927 (2-5-2 Overall)

Coach: George Babcock
 Captain: Joseph Filger

Sept. 24	Kentucky Wesleyan	L	12-0
Oct. 1	Hanover	W	35-6
Oct. 8	Wittenberg	L	45-0
Oct. 15	Dayton	L	9-0
Oct. 22	Marietta	T	6-6
Oct. 29	Denison	L	3-0
Nov. 5	Transylvania	W	19-0
Nov. 12	Ohio	T	7-7
Nov. 24	Miami (OH)	L	17-14

1928 (1-8 Overall)

Coach: George Babcock
 Captain: John Schott

Sept. 29	Hanover	W	20-6
Oct. 6	Kentucky Wesleyan	L	6-0
Oct. 13	Ohio Wesleyan	L	71-0
Oct. 20	Ohio	L	65-0
Oct. 27	Wittenberg	L	6-0
Nov. 3	Transylvania	L	25-6
Nov. 10	Dayton	L	25-6
Nov. 17	Denison	L	9-0
Nov. 29	Miami (OH)	L	34-0

1929 (4-4-1 Overall)

Coach: George Babcock
 Captain: Frank Dost

CEDARVILLE	H	W	19-0
at Louisville	A	W	7-0
OHIO NORTHERN	H	W	12-6
at Kenyon	A	W	18-6
DENISON	H	T	6-6
OHIO	H	L	35-0
at Wittenberg	A	L	13-7
OHIO WESLEYAN	H	L	53-0
MIAMI (OH)	H	L	14-6

1930 (5-4 Overall)

Coach: George Babcock
 Captain: Art Hallett

Sept. 27	CEDARVILLE	H	W	46-0
Oct. 3	KENTUCKY WESLEYAN	H	W	6-0
Oct. 11	at Michigan State	A	L	32-0
Oct. 18	OHIO WESLEYAN	H	L	33-0
Oct. 25	DENISON	H	W	13-6
Nov. 1	OHIO	H	L	48-0
Nov. 8	MARIETTA	H	W	20-7
Nov. 15	WITTENBERG	H	L	12-0
Nov. 27	MIAMI (OH)	H	W	6-0

1931 (5-4 Overall)

Coach: Dana King
 Captains: Cliff Goldmeyer

Sept. 26	RIO GRANDE	H	W	19-6
Oct. 3	at Ohio State	A	L	67-6
Oct. 10	DePAUW	H	L	7-6
Oct. 17	MARIETTA	H	W	50-0
Oct. 24	OHIO	H	L	13-7
Oct. 31	MUSKINGUM	H	L	15-0
Nov. 7	at Denison	A	W	33-0
Nov. 14	HEIDELBERG	H	W	46-7
Nov. 26	MIAMI (OH)	H	W	20-0

1932 (7-2 Overall)

Coach: Dana King
 Captain: Bill Gilliland

Sept. 24	HANOVER	H	W	51-0
Oct. 1	GEORGETOWN (KY)	H	W	22-12
Oct. 8	BUTLER	H	W	13-7
Oct. 15	SOUTH DAKOTA	H	L	7-0
Oct. 22	DENISON	H	W	6-0
Oct. 29	WITTENBERG	H	W	25-6
Nov. 5	WABASH	H	W	14-0
Nov. 12	at Ohio	A	L	23-0
Nov. 24	MIAMI (OH)	H	L	21-13

1933 (7-2 Overall)**BUCKEYE CONFERENCE CO-CHAMPIONS**

Coach: Dana King
 Captain: Merle Williams

Sept. 30	RIO GRANDE	H	W	20-0
Oct. 7	SOUTH DAKOTA	H	W	13-0
Oct. 14	KENTUCKY	H	L	3-0
Oct. 21	MARSHALL	H	W	19-0
Oct. 28	BUTLER	H	W	34-7
Nov. 4	at Ohio Wesleyan	A	W	7-0
Nov. 11	at Wittenberg	A	W	14-6
Nov. 18	OHIO	H	W	2-0
Nov. 30	MIAMI (OH)	H	L	6-2

1934 (6-2-1 Overall)**BUCKEYE CONFERENCE CHAMPIONS**

Coach: Dana King
 Captain: George Smith

Sept. 29	OTTERBEIN	H	W	45-0
Oct. 6	KENTUCKY	H	L	27-0
Oct. 13	at Vanderbilt	A	L	32-0
Oct. 20	ASHLAND	H	W	32-6
Oct. 27	GEORGETOWN (KY)	H	W	45-0
Nov. 3	MARSHALL	H	W	7-0
Nov. 10	at Ohio	A	T	0-0
Nov. 17	OHIO WESLEYAN	H	W	13-6
Nov. 29	MIAMI (OH)	H	W	21-0



YEAR-BY-YEAR SCORES

1935 (7-2 Overall)Coach: Russ Cohen
Captain: Ray Nolting
League: Buckeye

Sept. 28	DAYTON	H	W	25-0
Oct. 5	SOUTH DAKOTA STATE	H	W	38-0
Oct. 12	at Denison	A	W	35-0
Oct. 19	INDIANA	H	W	7-0
Oct. 26	BALTIMORE	H	W	67-0
Nov. 2	at Ohio Wesleyan	A	L	13-12
Nov. 9	MARSHALL	H	W	39-13
Nov. 16	at Ohio	A	L	16-6
Nov. 28	MIAMI (OH)	H	W	8-7

1936 (1-5-3 Overall)Coach: Russ Cohen
Captain: Linus Haby
League: Independent

Sept. 26	WEST VIRGINIA	H	L	40-6
Oct. 3	BUTLER	H	T	12-12
Oct. 10	GEORGETOWN	H	L	7-0
Oct. 17	at Marshall	A	W	13-7
Oct. 24	DAYTON	H	L	21-13
Oct. 31	at Ohio	A	L	10-7
Nov. 7	OHIO WESLEYAN	H	T	0-0
Nov. 14	at Wisconsin	A	L	27-6
Nov. 26	MIAMI (OH)	H	T	0-0

1937 (0-10 Overall)Coach: Russ Cohen
Captain: Wade "Red" Woodworth
League: Independent

Sept. 18	MOREHEAD	H	L	7-0
Sept. 25	WESTERN RESERVE	H	L	32-6
Oct. 2	BUTLER	H	L	13-0
Oct. 9	at Dayton	A	L	35-0
Oct. 16	CASE	H	L	21-0
Oct. 23	at Indiana	A	L	27-0
Oct. 30	at Ohio Wesleyan	A	L	20-6
Nov. 6	OHIO	H	L	17-0
Nov. 13	at Marshall	A	L	28-0
Nov. 25	MIAMI (OH)	H	L	14-6

1938 (4-5 Overall)Coach: Joe Meyer
Captain: Harry Shelby
League: Independent

Sept. 24	LOUISVILLE	H	W	19-9
Oct. 1	ILL. WESLEYAN	H	W	6-0
Oct. 8	DAYTON	H	L	26-6
Oct. 14	at Tampa	A	W	7-6
Oct. 22	WESTERN RESERVE	H	L	33-0
Oct. 29	at Ohio	A	L	13-12
Nov. 5	OHIO WESLEYAN	H	W	14-7
Nov. 12	MARSHALL	H	L	27-9
Nov. 24	MIAMI (OH)	H	L	16-7

1939 (4-3-2 Overall)Coach: Joe Meyer
Captain: Orville Kelchner
League: Independent

Sept. 30	TAMPA	H	W	26-7
Oct. 6	at Dayton	A	L	32-2
Oct. 14	WEST VIRGINIA	H	L	7-0
Oct. 21	at Wayne	A	W	21-0
Oct. 27	at Western Reserve	A	T	0-0
Nov. 4	CENTRE	H	T	6-6
Nov. 11	BOSTON UNIVERSITY	H	L	13-6
Nov. 18	SOUTH DAKOTA	H	W	13-0
Nov. 23	MIAMI (OH)	H	W	13-0

1940 (5-3-1 Overall)Coach: Joe Meyer
Captain: Otto Oppenheimer
League: Independent

Sept. 1	HANOVER	H	W	45-0
Sept. 28	LOUISVILLE	H	W	7-0
Oct. 5	at Navy	A	L	14-0
Oct. 12	CENTRE	H	W	22-0
Oct. 19	at Boston University	A	L	14-0
Oct. 26	DAYTON	H	L	7-0
Nov. 2	CARNEGIE TECH.	H	W	7-6
Nov. 9	at West Virginia	A	T	7-7
Nov. 21	MIAMI (OH)	H	W	44-0

1941 (6-3 Overall)Coach: Joe Meyer
Captains: Ray Virgin
League: Independent

Sept. 20	TRANSLYVANIA	H	W	46-0
Sept. 27	LOUISVILLE	H	W	28-7
Oct. 4	at Boston University	A	L	14-13
Oct. 11	WAYNE	H	W	37-0
Oct. 18	CENTRE	H	W	18-0
Oct. 25	at Tennessee	A	L	21-6
Nov. 1	at Dayton	A	L	3-0
Nov. 8	CARNEGIE TECH.	H	W	20-0
Nov. 20	MIAMI (OH)	H	W	26-0

2008 (11-3 Overall, 5-1 BIG EAST)Coach: Brian Kelly
Captains: Dustin Grutza, DeAngelo Smith
League: Independent

1942	8-2			
Coach - Joe Meyer Captain - Nick Skorich				
Sept. 26	LOUISVILLE	H	W	51-0
Oct. 3	at Western Reserve	A	W	18-7
Oct. 10	CENTRE	H	W	21-0
Oct. 17	OHIO	H	W	26-7
Oct. 24	(2) GEORGIA	H	L	35-13
Oct. 31	BOSTON UNIVERSITY	H	W	6-0
Nov. 7	at (13) Tennessee	A	L	34-12
Nov. 14	DAYTON	H	W	20-0
Nov. 21	XAVIER	H	W	9-0
Nov. 26	MIAMI (OH)	H	W	21-12

1943-44

No Football - World War II

1945 (4-4 Overall)Coach: Ray Nolting
Captain: None
League: Independent

Sept. 22	DENISON	H	W	30-0
Sept. 29	at Kentucky	A	L	13-7
Oct. 6	DePAUW	H	W	7-0
Oct. 13	at Ohio	A	L	20-19
Oct. 27	KENTUCKY	H	W	16-7
Nov. 3	BALDWIN-WALLACE	H	W	39-0
Nov. 10	at Detroit	A	L	20-0
Nov. 22	MIAMI (OH)	H	L	28-14

1946 (9-2 Overall)Coach: Ray Nolting
Captain: Elbie Nickel
League: Independent

Sept. 21	at Indiana	A	W	15-6
Sept. 28	KENTUCKY	H	L	26-7
Oct. 5	MARSHALL	H	W	39-14
Oct. 12	at Dayton	A	W	19-0
Oct. 19	OHIO	H	W	19-0
Oct. 26	at Michigan State	A	W	18-7
Nov. 2	at Tulsa	A	L	20-0
Nov. 9	XAVIER	H	W	39-0
Nov. 16	WESTERN RESERVE	H	W	34-7
Nov. 28	MIAMI (OH)	H	W	13-7
<i>SUN BOWL - El Paso, Texas</i>				
Jan. 1	vs. Virginia Tech	N	W	18-6

1947 (7-3 Overall)**MID-AMERICAN CONFERENCE CHAMPIONS**Coach: Ray Nolting
Captains: Al Sabato, Dick Langenbeck
League: Mid-American

Sept. 27	at Kentucky	A	L	20-0
Oct. 4	ST. BONAVENTURE	H	W	20-14
Oct. 11	DAYTON	H	L	26-21
Oct. 18	OKLAHOMA CITY	H	W	20-13
Oct. 25	XAVIER	H	W	27-25
Nov. 1	at Ohio	A	W	34-0
Nov. 8	MIAMI (FL)	H	W	20-7
Nov. 15	at Western Reserve	A	W	7-6
Nov. 22	BUTLER	H	W	26-19
Nov. 27	MIAMI (OH)	H	L	38-7

1948 (3-6-1 Overall)Coach: Ray Nolting
Captain: Roger Stephens
League: Mid-American

Sept. 25	HARDIN-SIMMONS	H	T	7-7
Oct. 2	XAVIER	H	L	13-7
Oct. 9	OHIO	H	W	18-13
Oct. 16	at Mississippi State	A	L	27-0
Oct. 23	at Butler	A	W	16-7
Oct. 30	KENTUCKY	H	L	28-7
Nov. 5	at Miami (FL)	A	L	36-6
Nov. 13	WESTERN RESERVE	H	W	26-13
Nov. 20	(14) TULANE	H	L	6-0
Nov. 25	MIAMI (OH)	H	L	43-19

1949 (7-4 Overall)**MID-AMERICAN CONFERENCE CHAMPIONS**Coach: Sid Gillman
Captain: Thurman Owens
League: Mid-American

Sept. 17	NEVADA	H	L	41-21
Sept. 24	HARDIN-SIMMONS	H	W	27-21
Oct. 1	at Pacific	A	L	34-7
Oct. 8	WESTERN MICHIGAN	H	W	27-6
Oct. 15	MISSISSIPPI STATE	H	W	19-0
Oct. 22	WESTERN RESERVE	H	W	21-13
Oct. 29	at (14) Kentucky	A	L	14-7
Nov. 5	at Ohio	A	W	34-13
Nov. 12	XAVIER	H	L	20-14
Nov. 24	MIAMI (OH)	H	W	27-6
<i>GLASS BOWL - Toledo, Ohio</i>				
Dec. 3	at Toledo	N	W	33-13

1950 (8-4 Overall)Coach: Sid Gillman
Captains: Pete St. Clair
League: Mid-American

Sept. 16	TEXAS WESTERN	H	W	32-0
Sept. 23	HARDIN-SIMMONS	H	W	9-7
Sept. 30	at William & Mary	A	L	20-14
Oct. 7	LOUISVILLE	H	W	28-20
Oct. 14	at (5) Kentucky	A	L	41-7
Oct. 21	at Western Michigan	A	W	27-6
Oct. 28	WESTERN RESERVE	H	W	48-6
Nov. 4	OHIO	H	W	23-0
Nov. 11	PACIFIC	H	W	14-7
Nov. 18	XAVIER	H	W	33-20
Nov. 25	MIAMI (OH)	H	L	28-0
Jan. 1	West Texas State	N	L	14-13
^ - Sun Bowl - El Paso, Texas				

1951 (10-1 Overall)**MID-AMERICAN CONFERENCE CHAMPIONS**Coach: Sid Gillman
Captains: Ralph Staub, Nick Shundrich
League: Mid-American

Sept. 15	VMI	H	W	26-7
Sept. 22	at Kansas State	A	W	34-0
Sept. 29	TULSA	H	W	47-35
Oct. 6	HAWAII	H	W	34-0
Oct. 13	LOUISVILLE	H	W	38-0
Oct. 20	WESTERN RESERVE	H	W	41-0
Oct. 27	TEXAS WESTERN	H	W	53-18
Nov. 3	at Hardin-Simmons	A	W	13-12
Nov. 10	at Ohio	A	W	40-0
Nov. 17	XAVIER	H	L	26-0
Nov. 24	MIAMI (OH)	H	W	19-14

1952 (8-1-1 Overall)**MID-AMERICAN CONFERENCE CHAMPIONS**Coach: Sid Gillman
Captain: Glenn Sample
League: Mid-American

Sept. 20	DAYTON	H	W	25-0
Sept. 27	KANSAS STATE	H	W	13-6
Oct. 4	at Tulsa	A	T	14-14
Oct. 11	XAVIER	H	W	20-13
Oct. 18	WABASH	H	W	27-7
Oct. 25	KENTUCKY	H	L	14-6
Nov. 1	at Western Reserve	A	W	41-2
Nov. 8	OHIO	H	W	41-7
Nov. 15	WASHINGTON & LEE	H	W	54-0
Nov. 27	MIAMI (OH)	H	W	34-9

1953 (9-1 Overall)Coach: Sid Gillman
Captains: Don Fritz, Dom Del Bene
League: Independent

Sept. 19	at Tulsa	A	W	14-7
Sept. 26	at Marquette	A	L	31-7
Oct. 3	WILLIAM & MARY	H	W	57-7
Oct. 10	TOLEDO	H	W	41-7
Oct. 17	XAVIER	H	W	20-6
Oct. 24	WESTERN RESERVE	H	W	66-0
Oct. 31	DAYTON	H	W	27-0
Nov. 7	at Louisville	A	W	41-0
Nov. 14	VMI	H	W	67-0
Nov. 26	MIAMI (OH)	H	W	14-0

1954 (8-2 Overall)Coach: Sid Gillman
Captain: Dick Goist
League: Independent

Sept. 18	at Detroit	A	W	21-13
Sept. 25	DAYTON	H	W	42-13
Oct. 2	TULSA	H	W	40-7
Oct. 9	at Marquette	A	W	30-13
Oct. 16	HARDIN-SIMMONS	H	W	27-13
Oct. 23	XAVIER	H	W	33-0
Oct. 30	PACIFIC	H	W	13-7
Nov. 6	at Arizona State	A	W	34-7
Nov. 13	WICHITA	H	L	13-0
Nov. 25	MIAMI (OH)	H	L	21-9

1955 (1-6-2 Overall)Coach: George Blackburn
Captain: Joe Miller
League: Independent

Sept. 24	DAYTON	H	L	15-14
Oct. 1	at Pacific	A	L	27-13
Oct. 8	XAVIER	H	L	37-0
Oct. 15	MARQUETTE	H	W	13-12
Oct. 22	at Tulsa	A	T	21-21
Oct. 29	DETROIT	H	T	0-0
Nov. 5	at Wichita	A	L	20-16
Nov. 12	HARDIN-SIMMONS	H	L	53-20
Nov. 24	(16) MIAMI (OH)	H	L	14-0

**1956 (4-5 Overall)**

Coach: George Blackburn League: Independent
 Captain: Jack Gordon

Sept. 22	DAYTON	H	L	19-13
Sept. 29	TULSA	H	W	7-6
Oct. 6	at Pacific	A	L	21-15
Oct. 13	XAVIER	H	L	34-14
Oct. 20	at Navy	A	L	13-7
Oct. 27	at Marquette	A	W	33-13
Nov. 3	DETROIT	H	W	33-7
Nov. 10	WICHITA	H	W	21-0
Nov. 22	MIAMI (OH)	H	L	27-13

1957 (5-4-1 Overall)

Coach: George Blackburn League: Missouri Valley
 Captains: Dick Seomin, Ron Couch

Sept. 21	DAYTON	H	T	13-13
Sept. 28	at Wichita	A	W	19-13
Oct. 5	HOUSTON	H	L	7-0
Oct. 12	XAVIER	H	W	23-14
Oct. 19	MARQUETTE	H	W	14-0
Oct. 26	PACIFIC	H	W	7-2
Nov. 2	DETROIT	H	L	20-12
Nov. 9	at Indiana	A	W	21-0
Nov. 16	at Tulsa	A	L	12-7
Nov. 28	MIAMI (OH)	H	L	20-14

1958 (6-2-2 Overall)

Coach: George Blackburn League: Missouri Valley
 Captain: Bob Del Rosa

Sept. 20	DAYTON	H	W	14-0
Sept. 27	WICHITA	H	T	16-16
Oct. 4	(19) HOUSTON	H	L	34-13
Oct. 11	XAVIER	H	W	14-8
Oct. 18	at Pacific	A	W	12-6
Oct. 25	OKLAHOMA STATE	H	L	19-14
Nov. 1	at North Texas State	A	T	8-8
Nov. 8	TULSA	H	W	15-6
Nov. 15	at Marquette	A	W	15-0
Nov. 27	MIAMI (OH)	H	W	18-7

1959 (5-4-1 Overall)

Coach: George Blackburn League: Missouri Valley
 Captain: Jim Leo

Sept. 19	at Oklahoma State	A	W	22-9
Sept. 26	DAYTON	H	W	21-7
Oct. 3	at Houston	A	L	13-12
Oct. 10	NORTH TEXAS STATE	H	L	21-6
Oct. 17	at Wichita	A	T	28-28
Oct. 24	PACIFIC	H	W	21-14
Oct. 31	XAVIER	H	W	28-0
Nov. 7	at Tulsa	A	L	14-7
Nov. 14	MARQUETTE	H	L	35-34
Nov. 26	MIAMI (OH)	H	W	14-7

1960 (4-6 Overall)

Coach: George Blackburn League: Missouri Valley
 Captains: Howard Converse

Sept. 17	HARDIN-SIMMONS	H	W	15-14
Sept. 24	DAYTON	H	W	27-21
Oct. 1	at North Texas State	A	W	21-0
Oct. 7	at Detroit	A	L	14-0
Oct. 15	WICHITA	H	L	25-8
Oct. 22	TULSA	H	L	34-3
Oct. 29	XAVIER	H	L	5-0
Nov. 5	at Houston	A	L	14-0
Nov. 12	at Marquette	A	W	33-13
Nov. 19	MIAMI (OH)	H	L	10-6

1961 (3-7 Overall)

Coach: Chuck Studley League: Missouri Valley
 Captains: Ken Byers, Don Ross

Sept. 16	DAYTON	H	W	16-12
Sept. 23	at Boston College	A	L	23-0
Sept. 30	at Wichita	A	L	21-13
Oct. 7	XAVIER	H	L	17-12
Oct. 14	AIR FORCE	H	L	8-6
Oct. 21	HOUSTON	H	L	13-7
Oct. 28	NORTH TEXAS STATE	H	W	21-9
Nov. 4	at Tulsa	A	L	19-0
Nov. 18	MIAMI (OH)	H	L	3-7
Nov. 25	DETROIT	H	W	19-13

1962 (2-8 Overall, 1-2 MVC)

Coach: Chuck Studley League: Missouri Valley
 Captains: Rufus Simmons, Phil Goldner

Sept. 22	DAYTON	H	W	13-0
Sept. 29	INDIANA	H	L	26-6
Oct. 6	WICHITA STATE	H	W	27-15
Oct. 20	at North Texas State	A	L	14-8
Oct. 27	RICHMOND	H	L	21-20
Nov. 3	TULSA	H	L	24-18
Nov. 9	at Detroit	A	L	15-14
Nov. 17	MIAMI (OH)	H	L	38-16
Nov. 24	XAVIER	H	L	7-6
Dec. 1	at Houston	A	L	42-14

1963 (6-4 Overall, 3-1 MVC)**MISSOURI VALLEY CONFERENCE CO-CHAMPIONS**

Coach: Chuck Studley League: Missouri Valley
 Captain: Darrell Gauley

Sept. 21	DRAKE	H	W	28-0
Sept. 28	at Army	A	L	22-0
Oct. 5	XAVIER	H	W	35-22
Oct. 12	at Tulsa	A	W	21-15
Oct. 19	DETROIT	H	W	35-0
Oct. 26	at Indiana	A	L	20-6
Nov. 2	DAYTON	H	W	35-8
Nov. 9	NORTH TEXAS STATE	H	W	39-7
Nov. 16	at Wichita State	A	L	23-20
Nov. 28	MIAMI (OH)	H	L	21-19

1964 (8-2 Overall, 4-0 MVC)**MISSOURI VALLEY CONFERENCE CHAMPIONS**

Coach: Chuck Studley League: Missouri Valley
 Captains: Brig Owens, Jerry Momper

Sept. 26	DAYTON	H	W	20-10
Oct. 2	at Detroit	A	W	19-0
Oct. 10	XAVIER	H	W	35-6
Oct. 17	at Boston College	A	L	10-0
Oct. 24	TULSA	H	W	28-23
Oct. 31	GEORGE WASHINGTON	H	L	17-15
Nov. 7	at North Texas State	A	W	27-6
Nov. 14	at Wichita State	A	W	19-7
Nov. 21	MIAMI (OH)	H	W	28-14
Nov. 28	at Houston	A	W	20-6

1965 (5-5 Overall, 2-2 MVC)

Coach: Chuck Studley League: Missouri Valley
 Captains: Dick Fugere

Sept. 18	DAYTON	H	W	28-0
Sept. 24	at Houston	A	L	21-6
Oct. 2	WICHITA STATE	H	W	14-6
Oct. 9	XAVIER	H	L	14-3
Oct. 15	at George Washington	A	W	13-3
Oct. 23	at Tulsa	A	L	49-6
Oct. 30	NORTH TEXAS STATE	H	L	28-24
Nov. 6	at Kansas State	A	W	21-14
Nov. 13	SOUTH DAKOTA	H	W	41-0
Nov. 20	MIAMI (OH)	H	L	37-7

1966 (3-7 Overall, 2-2 MVC)

Coach: Chuck Studley League: Missouri Valley
 Captains: Jay Bachman, John Parker

Sept. 24	DAYTON	H	L	23-7
Oct. 1	at Wichita State	A	W	20-6
Oct. 8	XAVIER	H	L	25-13
Oct. 15	at Tulane	A	L	28-21
Oct. 22	KANSAS STATE	H	W	28-14
Oct. 29	TULSA	H	L	13-0
Nov. 5	at North Texas State	A	L	35-13
Nov. 12	LOUISVILLE	H	W	17-3
Nov. 19	at Memphis	A	L	26-14
Nov. 26	MIAMI (OH)	H	L	28-8

1967 (3-6 Overall, 2-2 MVC)

Coach: Homer Rice League: Missouri Valley
 Captains: Tony Jackson, Jerry Mislik

Sept. 23	DAYTON	H	L	27-13
Sept. 30	at Memphis	A	L	17-0
Oct. 7	WICHITA STATE	H	W	14-6
Oct. 14	XAVIER	H	L	15-10
Oct. 21	at Tulsa	A	L	35-6
Oct. 28	NORTH TEXAS STATE	H	L	34-14
Nov. 4	BOSTON COLLEGE	H	W	27-21
Nov. 11	at Louisville	A	W	13-7
Nov. 18	MIAMI (OH)	H	L	27-14

1968 (5-4-1 Overall, 3-2 MVC)

Coach: Homer Rice League: Missouri Valley
 Captains: Greg Cook, Milt Balkum

Sept. 21	at Texas Tech	A	T	10-10
Sept. 28	XAVIER	H	W	17-14
Oct. 4	at (12) Houston	A	L	71-33
Oct. 12	TAMPA	H	W	31-28
Oct. 19	at Wichita State	A	W	40-27
Oct. 26	TULSA	H	L	34-27
Nov. 2	at North Texas State	A	L	55-34
Nov. 9	LOUISVILLE	H	W	37-7
Nov. 16	OHIO	H	L	60-48
Nov. 23	MIAMI (OH)	H	W	23-21

1969 (4-6 Overall, 2-3 MVC)

Coach: Ray Callahan League: Missouri Valley
 Captains: Bob Merkich, Jim Nelson

Sept. 13	at West Virginia	A	L	57-11
Sept. 20	WILLIAM & MARY	H	W	26-18
Oct. 4	XAVIER	H	W	17-14
Oct. 11	MEMPHIS	H	L	52-6
Oct. 18	WICHITA STATE	H	W	21-14
Oct. 25	at Tulsa	A	L	40-24
Nov. 1	NORTH TEXAS STATE	H	L	31-30
Nov. 8	at Louisville	A	W	31-21
Nov. 15	at Ohio	A	L	46-6
Nov. 22	MIAMI (OH)	H	L	36-20

1970 (7-4 Overall)

Coach: Ray Callahan League: Independent
 Captains: Bob Bell, Mark Mercurio, Earl Wilson

Sept. 12	at Tulsa	A	L	7-3
Sept. 19	DAYTON (RS)	H	W	13-7
Sept. 26	at William & Mary	A	W	17-10
Oct. 2	TULANE	H	L	6-3
Oct. 10	XAVIER	H	W	42-0
Oct. 24	OHIO	H	W	29-21
Oct. 31	at Wichita State	A	W	35-5
Nov. 7	at North Texas State	A	W	30-10
Nov. 14	LOUISVILLE	H	L	28-14
Nov. 21	MIAMI (OH)	H	W	33-0
Nov. 28	at Memphis	A	L	14-10

1971 (7-4 Overall)

Coach: Ray Callahan League: Independent
 Captains: Albert Johnson, Ken Weingart, Craig Heneveld, Ron Bryant

Sept. 11	at Dayton	A	L	16-3
Sept. 18	KENT	H	W	42-20
Sept. 25	HOUSTON	H	L	12-3
Oct. 2	at Texas A&M	A	W	17-0
Oct. 9	XAVIER	H	W	30-7
Oct. 16	WICHITA STATE	H	W	20-7
Oct. 30	MEMPHIS	H	L	45-21
Nov. 6	NORTH TEXAS STATE	H	W	40-7
Nov. 13	OHIO	H	W	23-15
Nov. 20	at Miami (OH)	A	L	43-7
Nov. 27	at Louisville	A	W	19-16

1972 (2-9 Overall)

Coach: Ray Callahan League: Independent
 Captain: Billy Hunter

Sept. 9	at Indiana State	A	W	10-7
Sept. 16	at (2) Colorado	A	L	56-14
Sept. 23	XAVIER	H	L	19-7
Sept. 30	VILLANOVA	H	W	14-7
Oct. 7	OHIO	H	L	28-14
Oct. 14	at Wichita State	A	L	20-17
Oct. 28	LOUISVILLE	H	L	38-13
Nov. 4	at North Texas State	A	L	27-25
Nov. 11	at Memphis	A	L	49-24
Nov. 18	MIAMI (OH)	H	L	23-0
Nov. 25	at Houston	A	L	49-0

1973 (4-7 Overall)

Coach: Tony Mason League: Independent
 Captain: Evan Jolitz

Sept. 15	XAVIER	H	W	40-7
Sept. 22	at Villanova	A	L	14-7
Sept. 29	at Tulsa	A	L	16-13
Oct. 6	at Temple	A	L	16-15
Oct. 13	S.W. LOUISIANA	H	W	27-0
Oct. 20	WICHITA STATE	H	W	27-6
Oct. 27	at Louisville	A	L	10-8
Nov. 3	NORTH TEXAS STATE	H	W	52-3
Nov. 10	at Ohio	A	L	14-8
Nov. 17	at (17) Miami (OH)	A	L	6-0
Nov. 24	MEMPHIS	H	L	17-13

1974 (7-4 Overall)

Coach: Tony Mason League: Independent
 Captains: Tom Rose, Tom Marvaso

Sept. 14	at Washington	A	L	21-17
Sept. 21	at Rice	A	W	28-21
Sept. 28	LOUISVILLE	H	W	7-6
Oct. 12	at Memphis	A	L	13-7
Oct. 19	at Wichita State	A	W	43-0
Oct. 25	at Houston	A	L	27-6
Nov. 2	TEMPLE	H	W	22-20
Nov. 9	OHIO	H	W	35-13
Nov. 16	(12) MIAMI (OH)	H	L	27-7
Nov. 23	CHATTANOOGA	H	W	35-20
Nov. 30	LOUISIANA-MONROE	H	W	20-7

1975 (6-5 Overall)

Coach: Tony Mason League: Independent
 Captains: Jay Bonds, Paul Hunter

Sept. 13	RICHMOND	H	W	19-6
Sept. 20	MEMPHIS	H	W	13-3
Sept. 27	at Louisville	A	W	46-27
Oct. 4	at Temple	A	L	21-17
Oct. 11	at Tulsa	A	L	24-16
Oct. 18	ARKANSAS STATE	H	L	14-9
Oct. 25	SW LOUISIANA	H	W	23-17
Nov. 1	HOUSTON	H	W	28-23
Nov. 8	(16) MARYLAND (RS)	H	L	21-19
Nov. 15	at Ohio	A	W	6-5
Nov. 22	at (16) Miami (OH)	A	L	21-13



YEAR-BY-YEAR SCORES

1976 (9-2 Overall)Coach: Tony Mason League: Independent
Captains: Mike Woods, Howie Kurnick

Sept. 11	at Tulane.....A.....W.....	21-14
Sept. 18	**at SW Louisiana.....A.....L.....	7-3
Sept. 25	MIAMI (OH).....H.....W.....	17-0
Oct. 2	at Southern Miss.....A.....W.....	28-21
Oct. 9	at Arizona State.....A.....W.....	14-0
Oct. 16	TULSA.....H.....W.....	16-7
Oct. 23	at (10) Georgia.....A.....L.....	31-17
Oct. 30	at (5) Maryland.....A.....L.....	21-0
Nov. 6	OHIO.....H.....W.....	35-0
Nov. 13	VANDERBILT.....H.....W.....	33-7
Nov. 20	LOUISVILLE.....H.....W.....	20-6

** - Later won by forfeit

1977 (5-4-2 Overall)Coach: Ralph Staub League: Independent
Captains: Gardner Cobb, Howie Kurnick, Napoleon Outlaw, Dan Rains, Mike Woods

Sept. 10	NORTHWESTERN ST.....H.....W.....	41-0
Sept. 17	at Louisville.....A.....T.....	17-17
Sept. 24	LOUISIANA-MONROE.....H.....W.....	63-0
Oct. 1	SOUTHERN MISS.....H.....W.....	17-6
Oct. 8	at Florida State.....A.....L.....	14-0
Oct. 15	at Tulane.....A.....L.....	16-13
Oct. 22	TULSA.....H.....W.....	28-0
Oct. 29	TEMPLE.....H.....T.....	17-17
Nov. 5	at Ohio.....A.....W.....	38-26
Nov. 19	at Vanderbilt.....A.....L.....	13-9
Nov. 24	MIAMI (OH).....H.....L.....	12-7

1978 (5-6 Overall)Coach: Ralph Staub League: Independent
Captains: Dwayne Berry, Jim Daley, Howie Kurnick, Mike Rock

Sept. 16	SOUTHERN MISS.....H.....W.....	26-14
Sept. 23	LOUISVILLE.....H.....L.....	28-14
Sept. 30	at Richmond.....A.....L.....	51-28
Oct. 7	at (18) Florida State.....A.....L.....	26-21
Oct. 14	at Temple.....A.....L.....	16-13
Oct. 21	TULSA.....H.....L.....	27-26
Oct. 28	at SW Louisiana.....A.....W.....	38-13
Nov. 4	LOUISIANA-MONROE.....H.....W.....	20-7
Nov. 11	OHIO.....H.....W.....	35-0
Nov. 18	at Miami (OH).....A.....L.....	28-24
Nov. 25	at Memphis.....A.....W.....	34-14

1979 (2-9 Overall)Coach: League: Independent
Captains: Farley Bell, Ed Kloboves, Mike Rogers, Dan Vete

Sept. 15	at Southern Miss.....A.....L.....	24-6
Sept. 22	at Louisville.....A.....L.....	22-19
Sept. 29	VILLANOVA.....H.....W.....	27-13
Oct. 6	at (18) North Carolina.....A.....L.....	35-14
Oct. 13	at Pittsburgh.....A.....L.....	35-0
Oct. 20	at Temple.....A.....L.....	35-20
Oct. 27	RICHMOND.....H.....W.....	17-14
Nov. 3	(6) FLORIDA STATE.....H.....L.....	26-21
Nov. 10	OHIO.....H.....L.....	27-7
Nov. 17	at Miami (OH).....A.....L.....	27-14
Nov. 24	at Memphis.....A.....L.....	23-17

1980 (2-9 Overall)Coach: Ralph Staub League: Independent
Captains: Scott Heineman, Karl Woods

Sept. 6	at West Virginia.....A.....L.....	41-27
Sept. 13	at Tulsa.....A.....L.....	31-13
Sept. 20	at Rutgers.....A.....L.....	24-7
Sept. 27	WICHITA STATE.....H.....L.....	13-8
Oct. 4	at Villanova.....A.....L.....	23-6
Oct. 11	at (17) South Carolina.....A.....L.....	49-7
Oct. 18	at Temple.....A.....L.....	23-7
Oct. 25	at Richmond.....A.....L.....	24-10
Nov. 1	MEMPHIS.....H.....W.....	14-10
Nov. 8	at Louisville.....A.....L.....	20-0
Nov. 22	MIAMI (OH).....H.....W.....	23-13

1981 (6-5 Overall)Coach: Mike Gottfried League: Independent
Captains: James Bettis, Mike Brookins, Mike Gates, Tim Schira, Kari Yli-Renko

Sept. 5	YOUNGSTOWN STATE.....H.....L.....	19-13
Sept. 12	at (9) Penn State.....A.....L.....	52-0
Sept. 19	at (7) Pittsburgh.....A.....L.....	38-7
Sept. 26	RUTGERS.....H.....W.....	10-0
Oct. 3	at Ohio.....A.....W.....	19-9
Oct. 10	RICHMOND.....H.....W.....	27-18
Oct. 17	TEMPLE.....H.....L.....	24-13
Oct. 24	TULANE.....H.....W.....	17-13
Oct. 31	MEMPHIS.....H.....W.....	38-7
Nov. 14	LOUISVILLE.....H.....W.....	24-0
Nov. 21	at Miami (OH).....A.....L.....	7-3

1982 (6-5 Overall)Coach: Mike Gottfried League: Independent
Captains: Danny Barrett, Mike Gates, Antonio Gibson, Joe Olding, George Warhop

Sept. 4	at Florida State.....A.....L.....	38-31
Sept. 11	LOUISVILLE (RS).....H.....W.....	38-16
Sept. 25	YOUNGSTOWN STATE.....H.....W.....	52-3
Oct. 2	at South Carolina.....A.....L.....	37-10
Oct. 9	LONG BEACH ST. (RS).....H.....W.....	34-14
Oct. 16	at Memphis.....A.....W.....	16-7
Oct. 23	at (7) Alabama.....A.....L.....	21-3
Oct. 30	at Temple.....A.....L.....	41-7
Nov. 13	MORGAN STATE (RS).....H.....W.....	52-0
Nov. 18	MIAMI (OH) (RS).....H.....W.....	20-10
Nov. 27	at Miami (FL).....A.....L.....	19-13

1983 (4-6-1 Overall)Coach: Watson Brown League: Independent
Captains: Gene Beck, Bill Booze, Don Goodman, George Jamison, Linwood Marshall

Sept. 10	at (20) Penn State.....A.....W.....	14-3
Sept. 17	OKLAHOMA STATE.....H.....L.....	27-17
Sept. 24	at Louisville.....A.....L.....	31-23
Oct. 1	CORNELL (RS).....H.....W.....	48-20
Oct. 8	TEMPLE (RS).....H.....W.....	31-16
Oct. 15	at Florida State.....A.....L.....	43-17
Oct. 22	(8) MIAMI (FL) (RS).....H.....L.....	17-7
Oct. 29	at Kentucky.....A.....T.....	13-13
Nov. 5	RUTGERS (RS).....H.....W.....	18-7
Nov. 12	MEMPHIS (RS).....H.....L.....	43-10
Nov. 19	at Miami (OH).....A.....L.....	14-10

1984 (2-9 Overall)Coach: Dave Currey League: Independent
Captains: Troy Bodine, Tom Egenoff

Sept. 8	AKRON.....H.....W.....	28-27
Sept. 15	YOUNGSTOWN STATE.....H.....L.....	27-23
Sept. 22	at Memphis.....A.....L.....	47-7
Sept. 29	at Rutgers.....A.....L.....	43-15
Oct. 13	(10) MIAMI (FL) (RS).....H.....L.....	49-25
Oct. 20	at (17) Florida.....A.....L.....	48-17
Oct. 27	LOUISVILLE (RS).....H.....W.....	40-21
Nov. 3	at Temple.....A.....L.....	42-10
Nov. 10	at (20) Auburn.....A.....L.....	60-0
Nov. 17	ALABAMA (RS).....H.....L.....	29-7
Nov. 22	MIAMI (OH) (RS).....H.....L.....	31-26

1985 (5-6 Overall)Coach: Dave Currey League: Independent
Captains: Nick Frankos, Reggie Taylor

Aug. 31	VIRGINIA TECH.....H.....W.....	31-14
Sept. 7	AUSTIN PEAY.....H.....W.....	31-9
Sept. 14	at Youngstown State.....A.....W.....	29-27
Sept. 21	at Alabama.....A.....L.....	45-10
Sept. 28	at Kentucky.....A.....L.....	27-7
Oct. 5	TEMPLE (RS).....H.....L.....	28-16
Oct. ct. 12	at Miami (FL).....A.....L.....	38-0
Oct. 19	at Louisville.....A.....W.....	31-9
Oct. 26	BOSTON COLLEGE (RS).....H.....W.....	24-17
Nov. 9	(2) PENN STATE (RS).....H.....L.....	31-10
Nov. 23	at Miami (OH).....A.....L.....	16-10

1986 (5-6 Overall)Coach: Dave Currey League: Independent
Captains: Alex Gordon, Rob Niehoff, Reggie Taylor

Sept. 6	at Virginia Tech.....A.....W.....	24-20
Sept. 13	MIAMI (OH) (RS).....H.....W.....	45-38
Sept. 20	at Rutgers.....A.....L.....	48-28
Sept. 27	KENTUCKY (RS).....H.....L.....	37-20
Oct. 4	LOUISVILLE.....H.....W.....	24-17
Oct. 11	at (5) Penn State.....A.....L.....	23-17
Oct. 18	(1) MIAMI (FL).....H.....L.....	45-13
Oct. 25	at Wichita State.....A.....W.....	24-19
Nov. 1	INDIANA STATE.....H.....W.....	46-14
Nov. 8	at (9) Auburn.....A.....L.....	52-7
Nov. 15	at East Carolina.....A.....L.....	32-19

1987 (4-7 Overall)Coach: Dave Currey League: Independent
Captains: Bob Leshnak, John Lewis, Danny McCoin

Sept. 5	RUTGERS.....H.....L.....	10-7
Sept. 12	at Louisville.....A.....W.....	25-0
Sept. 19	at (20) Penn State.....A.....L.....	41-0
Sept. 26	MIAMI (OH).....H.....W.....	31-26
Oct. 10	at East Carolina.....A.....L.....	56-28
Oct. 17	at West Virginia.....A.....L.....	45-17
Oct. 24	(3) MIAMI (FL) (RS).....H.....L.....	48-10
Oct. 31	TENNESSEE TECH.....H.....W.....	38-17
Nov. 7	at Indiana State.....A.....L.....	40-16
Nov. 14	AUSTIN PEAY.....H.....W.....	42-10
Nov. 21	at Virginia Tech.....A.....L.....	21-20

1988 (3-8 Overall)Coach: Dave Currey League: Independent
Captains: Chris Asbeck, Bill Davis, Daryl Huber

Sept. 10	at Boston College.....A.....L.....	41-7
Sept. 17	AUSTIN PEAY.....H.....W.....	52-7
Sept. 24	at Miami (OH).....A.....W.....	34-18
Oct. 1	at Rutgers.....A.....L.....	38-9
Oct. 8	at Penn State.....A.....L.....	35-9
Oct. 15	VIRGINIA TECH.....H.....L.....	41-14
Oct. 22	at (3) Miami (FL).....A.....L.....	57-3
Oct. 29	LOUISVILLE.....H.....L.....	21-6
Nov. 5	(4) WEST VIRGINIA (RS).....H.....L.....	51-13
Nov. 12	INDIANA STATE.....H.....W.....	40-21
Nov. 19	EAST CAROLINA.....H.....L.....	49-14

1989 (1-9-1 Overall)Coach: Tim Murphy League: Independent
Captains: Jack Brusciannelli

Sept. 2	RUTGERS.....H.....T.....	17-17
Sept. 16	EAST CAROLINA.....H.....L.....	21-14
Sept. 23	at Miami (OH).....A.....W.....	30-14
Sept. 30	at Louisville.....A.....L.....	37-17
Oct. 7	at (2) Miami (FL).....A.....L.....	56-0
Oct. 14	MEMPHIS.....H.....L.....	34-17
Oct. 21	at (18) West Virginia.....A.....L.....	69-3
Oct. 28	at Akron.....A.....L.....	31-0
Nov. 4	at Kentucky.....A.....L.....	31-0
Nov. 11	MOREHEAD STATE.....H.....L.....	13-10
Nov. 18	NORTHERN ILLINOIS.....H.....L.....	56-3

1990 (1-10 Overall)Coach: Tim Murphy League: Independent
Captains: John Arena, Kyle Stroth

Sept. 2	BOWLING GREEN (RS).....H.....L.....	34-20
Sept. 8	at Central Michigan.....A.....L.....	34-0
Sept. 15	at Iowa.....A.....L.....	63-10
Sept. 22	MIAMI (OH) (RS).....H.....L.....	16-12
Sept. 29	at Kent State.....A.....W.....	27-24
Oct. 13	at West Virginia.....A.....L.....	28-20
Oct. 20	at East Carolina.....A.....L.....	56-32
Oct. 27	at Tulane.....A.....L.....	49-7
Nov. 3	(25) LOUISVILLE (RS).....H.....L.....	41-16
Nov. 10	at (12) Florida State.....A.....L.....	70-21
Nov. 17	at Alabama.....A.....L.....	45-7

1991 (4-7 Overall)Coach: Tim Murphy League: Independent
Captains: John Arena, Johnathan Cockrell, Kelly Sims

Sept. 7	at (5) Penn State.....A.....L.....	81-0
Sept. 14	at North Carolina.....A.....L.....	51-16
Sept. 21	at Bowling Green.....A.....L.....	20-16
Sept. 28	MIAMI (OH).....H.....L.....	22-9
Oct. 5	at Louisville.....A.....W.....	30-7
Oct. 12	at Kent State.....A.....W.....	38-19
Oct. 19	at Virginia Tech.....A.....L.....	56-9
Oct. 26	SOUTHERN MISS.....H.....W.....	17-7
Nov. 2	at Kentucky.....A.....L.....	20-17
Nov. 9	MIDDLE TENNESSEE ST.H.....W.....	30-10
Nov. 23	(13) EAST CAROLINA.....H.....L.....	30-19

1992 (3-8 Overall)Coach: Tim Murphy League: Independent
Captains: Kris Bjorson, Ronnie Dixon

Sept. 5	(8) PENN STATE.....H.....L.....	24-20
Sept. 19	at Miami (OH).....A.....L.....	17-14
Sept. 26	at (8) Tennessee.....A.....L.....	40-0
Oct. 3	KENT STATE.....H.....W.....	31-0
Oct. 10	at Memphis.....A.....L.....	34-14
Oct. 17	at East Carolina.....A.....L.....	42-21
Oct. 24	at Southern Miss.....A.....L.....	31-17
Oct. 31	LOUISVILLE.....H.....L.....	27-17
Nov. 7	RUTGERS.....H.....W.....	26-24
Nov. 14	KENTUCKY.....H.....W.....	17-13
Nov. 21	AKRON.....H.....L.....	24-22

1993 (8-3 Overall)Coach: Tim Murphy League: Independent
Captains: Jocelyn Borgella, Jason Coppess, Nate Dingle, Lance Harp

Sept. 4	AUSTIN PEAY.....H.....W.....	42-10
Sept. 11	at Bowling Green.....A.....L.....	21-7
Sept. 18	MIAMI (OH).....H.....W.....	30-23
Sept. 25	at (11) Syracuse.....A.....L.....	24-21
Oct. 2	at Tulsa.....A.....W.....	22-15
Oct. 9	at Vanderbilt.....A.....L.....	17-7
Oct. 16	BALL STATE.....H.....W.....	44-12
Oct. 23	at Toledo.....A.....W.....	31-24
Oct. 30	MEMPHIS.....H.....W.....	23-20
Nov. 13	at Houston.....A.....W.....	41-17
Nov. 20	EAST CAROLINA.....H.....W.....	34-14

**1994 (2-8-1 Overall)**

Coach: Rick Minter League: Independent
Captains: Ernest Allen, Reggie Hudson, Matt Vaupel

Sept. 3	at Indiana	A	L	28-3
Sept. 10	SYRACUSE	H	L	34-19
Sept. 17	at Miami (OH)	A	T	17-17
Oct. 1	BOWLING GREEN	H	L	38-0
Oct. 8	VANDERBILT	H	L	34-24
Oct. 15	at Rutgers	A	L	14-9
Oct. 22	at Memphis	A	L	26-3
Oct. 29	at East Carolina	A	L	35-21
Nov. 5	TROY STATE	H	W	28-24
Nov. 12	at Wisconsin	A	L	38-7
Nov. 19	TULSA	H	W	28-13

1995 (6-5 Overall)

Coach: Rick Minter League: Independent
Captains: Muhammed El-Mubarak, Darrell Harding, Jamie Lemire, Eric Vibberts

Sept. 2	at Kansas	A	L	23-18
Sept. 9	KANSAS STATE	H	L	23-21
Sept. 16	at Virginia Tech	A	W	16-0
Sept. 23	at Miami (OH)	A	L	23-16
Sept. 30	TOLEDO	H	L	45-31
Oct. 7	EAST CAROLINA	H	W	13-10
Oct. 14	SOUTHERN MISS	H	W	16-13
Oct. 21	MEMPHIS	H	W	28-3
Oct. 28	at Northern Illinois	A	W	55-19
Nov. 11	at Kentucky	A	L	33-14
Nov. 18	at Tulsa	A	W	24-5

1996 (6-5 Overall, 2-3 C-USA)

Coach: Rick Minter League: Conference USA
Captains: Sam Games, Chris Hewitt, Rob Robinson, Robert Tate

Aug. 30	TULANE *	H	L	34-14
Sept. 7	KENTUCKY	H	W	24-3
Sept. 14	at (17) Kansas State	A	L	35-0
Sept. 28	MIAMI (OH)	H	W (3OT)	30-23
Oct. 5	at Memphis *	A	L	18-16
Oct. 12	BOSTON COLLEGE	H	L	24-17
Oct. 19	HOUSTON *	H	W	31-20
Oct. 26	at Louisville *	A	W	10-7
Nov. 2	at Southern Miss *	A	L	21-17
Nov. 16	at UAB	A	W	34-14
Nov. 23	LOUISIANA-MONROE	H	W	35-13

1997 (8-4 Overall, 2-4 C-USA)

Coach: Rick Minter League: Conference USA
Captains: Phillip Curry, Jason Fabini, John Kobalka, Derrick Ransom

Aug. 28	TULSA	H	W	34-24
Sept. 6	at Tulane *	A	L	31-17
Sept. 20	KANSAS	H	W	34-7
Sept. 27	at Boston College	A	W	24-6
Oct. 4	MEMPHIS *	H	W	20-17
Oct. 11	UAB	H	W	33-29
Oct. 18	at Houston *	A	L (2OT)	41-38
Oct. 25	at Miami (OH)	A	W (2OT)	34-31
Nov. 1	(24) SOUTHERN MISS *	H	L	24-17
Nov. 8	LOUISVILLE *	H	W	28-9
Nov. 13	at East Carolina *	A	L	14-7
Dec. 29	Utah State ^	N	W	35-19

^ Humanitarian Bowl, Boise Idaho

1998 (2-9 Overall, 1-5 C-USA)

Coach: Rick Minter League: Conference USA
Captains: Hassan Champion, Percy Evans, Tinker Keck, Chad Plummer, Brian Uhl, Kevin Ward

Sept. 5	TULANE *	H	L	52-34
Sept. 12	MIAMI (FL)	H	L	38-12
Sept. 19	at Army *	A	L	37-20
Sept. 26	INDIANA *	H	L	48-14
Oct. 3	at Louisville *	A	L	62-19
Oct. 10	at (24) Syracuse	A	L	63-21
Oct. 17	at Memphis *	A	L	41-23
Oct. 24	MIAMI (OH)	H	L	41-0
Nov. 5	EAST CAROLINA *	H	L	24-21
Nov. 14	HOUSTON *	H	W	44-43
Nov. 21	at Arkansas State	A	W	51-7

1999 (3-8 Overall, 0-6 C-USA)

Coach: Rick Minter League: Conference USA
Captains: Ken Biggs, Robert Cooper, Eddie Johnson, Tinker Keck, Doug Rosfeld

Sept. 4	KENT STATE	H	W	41-3
Sept. 11	TROY STATE	H	L	31-24
Sept. 18	(9) WISCONSIN	H	W	17-12
Sept. 25	at (12) Ohio State	A	L	34-20
Oct. 9	at Houston *	A	L	23-20
Oct. 16	UAB *	H	L (OT)	24-21
Oct. 23	at (21) Southern Miss *	A	L	28-20
Oct. 30	at Miami (OH)	A	W	52-42
Nov. 6	LOUISVILLE *	H	L	23-13
Nov. 13	at (24) East Carolina *	A	L	48-34
Nov. 20	MEMPHIS *	H	L	21-13

2000 (7-5 Overall, 5-2 C-USA)

Coach: Rick Minter League: Conference USA
Captains: Troy Evans, Eddie Johnson, Deontey Kenner, Doug Rosfeld

Sept. 4	ARMY	H	W	23-17
Sept. 9	SYRACUSE	H	W	12-10
Sept. 16	at (4) Wisconsin	A	L (OT)	28-25
Sept. 23	at Indiana	A	L	42-6
Sept. 30	at Tulane *	A	L	24-19
Oct. 7	HOUSTON *	H	W	48-31
Oct. 14	at Louisville *	A	L	38-24
Oct. 28	MIAMI (OH)	H	W	45-15
Nov. 4	UAB *	H	W	33-21
Nov. 11	at Memphis *	A	W (OT)	13-10
Nov. 18	(24) SOUTHERN MISS *	H	W	27-24
Dec. 27	vs. Marshall ^	N	L	25-14

^ Motor City Bowl, Detroit, Mich.

2001 (7-5 Overall, 5-2 C-USA)

Coach: Rick Minter League: Conference USA
Captains: Lewis Carter, Kirt Doolin, Josh Gardner, LaVar Glover, Kirk Thompson

Sept. 2	PURDUE	H	L	19-14
Sept. 8	at Army *	A	W	27-24
Sept. 22	at Miami (OH)	A	L	21-14
Oct. 6	TULANE *	H	W	46-33
Oct. 13	at UAB *	A	W	31-17
Oct. 20	at Houston *	A	W	29-28
Oct. 27	LOUISVILLE *	H	L	28-13
Nov. 3	CONNECTICUT	H	W	45-28
Nov. 10	EAST CAROLINA *	H	L	28-26
Nov. 24	at Memphis *	A	W	36-34
Dec. 1	LOUISIANA-MONROE *	H	W	42-10
Dec. 29	(25) Toledo ^	N	L	23-16

^ Motor City Bowl, Detroit, Mich.

2002 (7-7 Overall, 6-2 C-USA)**CONFERENCE USA CO-CHAMPIONS**

Coach: Rick Minter League: Conference USA
Captains: Blue Adams, Derrick Adams, Kirt Doolin, Willis Edwards, Josh Gardner, Tye Keith

Sept. 2	TCU *	H	W (OT)	36-29
Sept. 14	WEST VIRGINIA	H	L	35-32
Sept. 21	(6) OHIO STATE (PBS)	H	L	23-19
Sept. 28	at Temple	A	W	35-22
Oct. 5	MIAMI (OH)	H	L	31-26
Oct. 12	at Tulane *	A	L	35-17
Oct. 19	at Southern Miss *	A	L	23-14
Oct. 26	MEMPHIS *	H	W	48-10
Nov. 7	at Louisville *	A	W	24-14
Nov. 16	HOUSTON *	H	W	47-14
Nov. 23	at Hawai'i	A	L	20-19
Nov. 30	UAB *	H	W	31-23
Dec. 6	at East Carolina *	A	W	42-26
Dec. 17	North Texas ^	N	L	24-19

^ New Orleans Bowl, New Orleans, La.

2003 (5-7 Overall, 2-6 C-USA)

Coach: Rick Minter League: Conference USA
Captains: Andre Frazier, Tedric Harwell, A.J. Lucius, Zach Norton, Kyle Takavitz

Sept. 1	EAST CAROLINA *	H	W	40-3
Sept. 13	at West Virginia	A	W	15-13
Sept. 20	TEMPLE (3OT)	H	W	30-24
Sept. 27	at Miami (OH)	A	L	42-37
Oct. 4	SOUTHERN MISS *	H	L	22-20
Oct. 11	at UAB *	A	L	31-14
Oct. 25	ARMY *	H	W	33-29
Oct. 31	at USF* (2OT)	A	L	24-17
Nov. 8	RHODE ISLAND	H	W	31-24
Nov. 15	at (9) TCU *	A	L	43-10
Nov. 22	at Memphis *	A	L	21-16
Nov. 27	LOUISVILLE *	H	L	43-40

2004 (7-5 Overall, 5-3 C-USA)

Coach: Mark Dantonio League: Conference USA
Captains: Andre Frazier, Gino Guidugli, Daven Holly, Kyle Takavitz

Sept. 4	at (9) Ohio State	A	L	27-6
Sept. 11	MIAMI (OH)	H	W	45-26
Sept. 18	at Syracuse	A	L	19-7
Sept. 25	at East Carolina *	A	W	24-19
Oct. 2	UAB *	H	L	30-27
Oct. 9	at Army *	A	L	48-29
Oct. 23	MEMPHIS *	H	W	49-10
Oct. 30	TCU *	H	W	21-10
Nov. 6	at (21) Southern Miss *	A	W	52-24
Nov. 20	USF *	H	W	45-23
Nov. 27	at (7) Louisville *	A	L	70-7
Dec. 23	Marshall ^	N	W	32-14

^ Fort Worth Bowl, Fort Worth, Texas

2005 (4-7 Overall, 2-5 BIG EAST)

Coach: Mark Dantonio League: BIG EAST
Captains: Brent Celek, Steve Eastlake, Adam Roberts, Derrick Ross

Sept. 1	EASTERN MICHIGAN	H	W	28-26
Sept. 10	at Penn State	A	L	42-24
Sept. 17	WESTERN CAROLINA	H	W	7-3
Sept. 28	at Miami (OH)	A	L	44-16
Oct. 8	at Pittsburgh *	A	L	38-20
Oct. 15	CONNECTICUT *	H	W	28-17
Oct. 22	LOUISVILLE *	H	L	46-22
Oct. 29	at Syracuse *	A	W	22-16
Nov. 9	(16) WEST VIRGINIA *	H	L	38-0
Nov. 19	at USF *	A	L	31-16
Nov. 26	at Rutgers *	A	L	44-9

2006 (8-5 Overall, 4-3 BIG EAST)

Coaches: Mark Dantonio, Brian Kelly League: BIG EAST
Captains: Brent Celek, Dominic Ross

Sept. 2	EASTERN KENTUCKY	H	W	31-0
Sept. 8	PITTSBURGH *	H	L	33-15
Sept. 16	at (1) Ohio State	A	L	37-7
Sept. 23	at (11) Virginia Tech	A	L	29-13
Sept. 30	MIAMI (OH)	H	W	24-10
Oct. 7	AKRON	H	W	20-14
Oct. 14	at (7) Louisville *	A	L	23-17
Oct. 22	USF *	H	W	23-6
Oct. 28	SYRACUSE *	H	W	17-3
Nov. 11	at (10) West Virginia *	A	L	42-24
Nov. 18	(7) RUTGERS *	H	W	30-11
Nov. 25	at Connecticut *	A	W	26-23
Jan. 6	Western Michigan ^	N	W	27-24

^ International Bowl, Toronto, Canada

2007 (10-3 Overall, 4-3 BIG EAST)

Coach: Brian Kelly League: BIG EAST
Captains: Digger Bujnoch, Haruki Nakamura

Aug. 30	SE MISSOURI STATE	H	W	59-3
Sept. 6	OREGON STATE	H	W	34-3
Sept. 15	at Miami (OH)	A	W	47-10
Sept. 22	MARSHALL	H	W	40-14
Sept. 29	at San Diego State	A	W	52-23
Oct. 6	at (21) Rutgers *	A	W	28-23
Oct. 13	LOUISVILLE *	H	L	28-24
Oct. 20	at Pittsburgh *	A	L	24-17
Nov. 3	at (20) USF *	A	W	38-33
Nov. 10	(16) CONNECTICUT *	H	W	27-3
Nov. 17	(5) WEST VIRGINIA *	H	L	28-23
Nov. 24	at Syracuse *	A	W	52-31
Dec. 22	Southern Miss ^	N	W	31-21

^ PapaJohns.com Bowl, Birmingham, Ala.

2008 (11-3 Overall, 5-1 BIG EAST)**BIG EAST CHAMPIONS**

Coach: Brian Kelly League: BIG EAST
Captains: Dustin Grutza, DeAngelo Smith

Aug. 28	EASTERN KENTUCKY	H	W	40-7
Sept. 6	at (4) Oklahoma	A	L	52-26
Sept. 20	MIAMI (OH)	H	W	45-20
Sept. 27	at Akron	A	W	17-15
Oct. 3	at Marshall	A	W	33-10
Oct. 11	RUTGERS *	H	W	13-10
Oct. 25	at Connecticut *	A	L	40-16
Oct. 30	(23) USF *	H	W	24-10
Nov. 8	at (20) West Virginia *	A	W	26-23 (OT)
Nov. 14	at Louisville *	A	W	28-20
Nov. 22	PITTSBURGH *	H	W	28-21
Nov. 29	SYRACUSE *	H	W	30-10
Dec. 6	at Hawai'i	A	W	29-24
Jan. 1	vs. (19) Virginia Tech ^	N	L	20-7

^ FedEx Orange Bowl, Miami Gardens, Fla.

2009 (12-1 Overall, 6-0 BIG EAST)**BIG EAST CHAMPIONS**

Coach: Brian Kelly, Jeff Quinn League: BIG EAST
Captains: Tony Pike, Aaron Webster

Sept. 7	at Rutgers *	A	W	47-15
Sept. 12	SE MISSOURI ST.	H	W	70-3
Sept. 19	at (24) Oregon State	A	W	28-18
Sept. 26	FRESNO STATE	H	W	28-20
Oct. 3	at Miami (OH)	A	W	37-13
Oct. 15	at (21) USF *	A	W	34-17
Oct. 24	LOUISVILLE *	H	W	41-10
Oct. 31	at Syracuse *	A	W	28-7
Nov. 7	CONNECTICUT *	H	W	47-45
Nov. 13	(23) WEST VIRGINIA *	H	W	24-21
Nov. 27	ILLINOIS	H	W	49-36
Dec. 5	at (14) Pittsburgh *	A	W	45-44
Jan. 1	vs. (5) Florida ^	N	L	51-24

^ Allstate Sugar Bowl, New Orleans, La.

2010 (4-8 Overall, 2-5 BIG EAST)

Coach: Butch Jones League: BIG EAST
Captains: John Goebel, Collin McCafferty

Sept. 4	at Fresno State	A	L	28-14
Sept. 11	INDIANA STATE	H	W	40-7
Sept. 16	at NC State	A	L	30-19
Sept. 25	(8/9) OKLAHOMA	H (PBS)	L	31-29
Oct. 9	MIAMI (OH)	H	W	45-3
Oct. 15	at Louisville *	A	W	35-27
Oct. 22	USF *	H	L	38-30
Oct. 30	SYRACUSE *	H	L	31-7
Nov. 13	at West Virginia *	A	L	30-10
Nov. 20	RUTGERS *	H	W	69-38
Nov. 27	at Connecticut *	A	L	38-17
Dec. 4	PITTSBURGH *	H	L	28-10



YEAR-BY-YEAR RESULTS

	Overall			Conference			
Year	W	L	T	W	L	T	Finish
1885	1	0	1	Independent			
1886	2	0	0	Independent			
1887	1	0	0	Independent			
1888	1	0	1	Independent			
1889	1	1	0	Independent			
1890	2	1	1	Independent			
1891	4	2	1	Independent			
1892	1	2	0	Independent			
1893	0	6	0	Independent			
1894	3	3	0	Independent			
1895	3	3	0	Independent			
1896	4	3	1	Independent			
1897	9	1	1	Independent			
1898	5	1	3	Independent			
1899	5	2	0	Independent			
1900	3	4	1	Independent			
1901	1	3	1	Independent			
1902	4	2	2	Independent			
1903	1	8	0	Independent			
1904	7	1	0	Independent			
1905	4	3	0	Independent			
1906	0	7	2	Independent			
1907	—No Games Played—						
1908	1	4	1	Independent			
1909	4	3	1	Independent			

Ohio

1910	6	3	0	2	1	0	
1911	6	2	1	2	1	1	
1912	3	4	1	0	3	1	
1913	5	3	1	4	2	1	
1914	6	3	0	4	2	0	
1915	4	5	0	3	3	0	
1916	0	8	1	0	6	1	
1917	0	6	0	0	4	0	
1918	3	0	2	0	0	2	
1919	3	4	1	1	3	1	
1920	4	5	0	3	2	0	
1921	2	6	0	0	4	0	
1922	1	7	1	1	3	1	
1923	6	3	0	5	2	0	
1924	2	6	1	1	4	0	

Buckeye

1925	4	5	0	1	3	0	
1926	3	5	1	0	3	1	
1927	2	5	2	0	3	1	
1928	1	8	0	0	5	0	6th
1929	4	4	1	0	4	1	
1930	5	4	0	2	3	0	3rd
1931	5	4	0	2	1	0	
1932	7	2	0	2	2	0	
1933	7	2	0	3	1	0	1st
1934	6	2	1	2	0	1	1st
1935	7	2	0	2	2	0	2nd

1936	1	5	3	Independent			
1937	0	10	0	Independent			
1938	4	5	0	Independent			
1939	4	3	2	Independent			
1940	5	3	1	Independent			

	Overall			Conference			
Year	W	L	T	W	L	T	Finish
1941	6	3	0	Independent			
1942	8	2	0	Independent			
1943	—No Games Played—						
1944	—No Games Played—						
1945	4	4	0	Independent			
1946	9	2	0	Independent			

Mid-American

1947	7	3	0	3	1	0	1st
1948	3	6	1	3	1	0	2nd
1949	7	4	0	4	0	0	1st
1950	8	4	0	3	1	0	2nd
1951	10	1	0	3	0	0	1st
1952	8	1	1	3	0	0	1st

1953	9	1	0	Independent			
1954	8	2	0	Independent			
1955	1	6	2	Independent			
1956	4	5	0	Independent			

Missouri Valley

1957	5	4	1	1	3	0	4th
1958	6	2	2	1	1	2	2nd
1959	5	4	1	0	3	1	5th
1960	4	6	0	1	2	0	3rd
1961	3	7	0	1	2	0	3rd
1962	2	8	0	1	2	0	3rd
1963	6	4	0	3	1	0	1st
1964	8	2	0	4	0	0	1st
1965	5	5	0	2	2	0	3rd
1966	3	7	0	2	2	0	3rd
1967	3	6	0	2	2	0	3rd
1968	5	4	1	3	2	0	3rd
1969	4	6	0	2	3	0	3rd

1970	7	4	0	Independent			
1971	7	4	0	Independent			
1972	2	9	0	Independent			
1973	4	7	0	Independent			
1974	7	4	0	Independent			
1975	6	5	0	Independent			
1976*	9	2	0	Independent			
1977	5	4	2	Independent			
1978	5	6	0	Independent			
1979	2	9	0	Independent			
1980	2	9	0	Independent			
1981	6	5	0	Independent			
1982	6	5	0	Independent			
1983	4	6	1	Independent			
1984	2	9	0	Independent			
1985	5	6	0	Independent			
1986	5	6	0	Independent			
1987	4	7	0	Independent			
1988	3	8	0	Independent			
1989	1	9	1	Independent			
1990	1	10	0	Independent			
1991	4	7	0	Independent			
1992	3	8	0	Independent			
1993	8	3	0	Independent			
1994	2	8	1	Independent			

Year	Overall			Conference			Finish
	W	L	T	W	L	T	
1995	6	5	0	Independent			

Conference USA

1996	6	5	0	2	3	0	3rd
1997	8	4	0	2	4	0	4th
1998	2	9	0	1	5	0	7th
1999	3	8	0	0	6	0	9th
2000	7	5	0	5	2	0	2nd
2001	7	5	0	5	2	0	2nd
2002	7	7	0	6	2	0	1st
2003	5	7	0	2	6	0	9th
2004	7	5	0	5	3	0	2nd

BIG EAST

2005	4	7	0	2	5	0	6th
2006	8	5	0	4	3	0	4th
2007	10	3	0	4	3	0	3rd
2008	11	3	0	6	1	0	1st
2009	12	1	0	7	0	0	1st
2010	4	8	0	4	3	0	7th

TOTALS 551 550 51 (.501)**Includes victory by forfeit*



ALL-TIME COACHING RECORDS

COACH	TENURE	SEASONS	GAMES	W	L	T	PCT.
No Coach	1885-93	9	29	13	12	4	.517
W. Durant Berry	1894-95	2	12	6	6	0	.500
Williams Reynolds	1896	1	8	4	3	1	.562
Tom Fennel	1897	1	11	9	1	1	.864
Frank Cavanaugh	1898	1	9	5	1	3	.722
Dan Reed	1899-00	2	15	8	6	1	.567
Henry Pratt	1901	1	4	1	3	1	.300
Anthony Chez	1902-03	2	17	5	10	2	.353
Amos Foster	1904-05	2	15	11	4	0	.733
William Foley	1906	1	9	0	7	2	.111
Ralph Inott	1908	1	6	1	4	1	.250
Robert Burch	1909-11	3	26	16	8	2	.654
Lowell Dana	1912-13	2	17	8	7	2	.529
George Little	1914-15	2	18	10	8	0	.556
Ion Cortright	1916	1	9	0	8	1	.056
Frank Marty	1917	1	6	0	6	0	.000
Boyd Chambers	1918-21	4	30	12	15	3	.450
George McLaren	1922-26	5	45	16	26	3	.389
George Babcock	1927-30	4	36	12	21	3	.375
Dana King	1931-34	4	36	25	10	1	.708
Russ Cohen	1935-37	2.5	22	8	11	3	.432
Wade Woodworth	1937	0.5	6	0	6	0	.000
Joe Meyer	1938-42	5	46	27	16	3	.620
Ray Nolting	1945-48	4	39	23	15	1	.603
Sid Gillman	1949-54	6	64	50	13	1	.789
George Blackburn	1955-60	6	58	25	27	6	.483
Chuck Studley	1961-66	6	60	27	33	0	.450
Homer Rice	1967-68	2	19	8	10	1	.463
Ray Callahan	1969-72	4	43	20	23	0	.465
Tony Mason	1973-76	4	44	26	18	0	.591
Ralph Staub	1977-80	4	44	14	28	2	.341
Mike Gottfried	1981-82	2	22	12	10	0	.545
Watson Brown	1983	1	11	4	6	1	.409
Dave Currey	1984-88	5	55	19	36	0	.345
Tim Murphy	1989-93	5	55	17	37	1	.318
Rick Minter	1994-03	10	117	53	63	1	.457
Mark Dantonio	2004-06	3	35	18	17	0	.514
Brian Kelly	2007-09	3	40	34	6	0	.850
Jeff Quinn	2009	1	1	0	1	0	.000
Butch Jones	2010-	1	12	4	8	0	.333
TOTALS		123	1,152	551	550	51	.501

MOST VICTORIES


Rick Minter (1994-2003)	53
Sid Gillman (1949-54)	50
Brian Kelly (2007-09)	34
Chuck Studley (1961-66)	27
George Blackburn (1955-60)	25

HIGHEST WINNING PERCENTAGE

Tom Fennel (1897)864
Brian Kelly (2007-09)850
Sid Gillman (1949-54)789
Amos Foster (1904-05)733
Dana King (1931-34)708

MOST GAMES COACHED

Rick Minter (1994-2003)	117
Sid Gillman (1949-54)	64
Chuck Studley (1961-66)	60
George Blackburn (1955-60)	58
Dave Currey (1984-88)	55
Tim Murphy (1989-93)	55



Sid Gillman



Rick Minter



Chuck Studley

**ALL-TIME ASSISTANT COACHES**

COACH	YEARS	COACH	YEARS	COACH	YEARS
Jahmile Addae	2010-	Greg Forest	2007-09	Jeff Quinn	2007-09
Dick Anderson	1961-62	John Fricke	1971-72	Dan Radakovich	1969
Dave Ash	1963	O'Neill Gilbert	2001	Dave Ritchie	1969-72; 1987-88
Mike Bajakian	2010-	Ted Gill	2003-06	Dana Roach	1986
Bill Baldrige	1981-82	Keith Gilmore	2007-08	Tracy Rocker	2002
Dave Baldwin	2001	Cary Godette	1983-88	Tom Roggeman	1993-94
Tim Banks	2010-	Mike Gottfried	1975-76	Jerry Rosburg	1992-95
Harlon Barnett	2004-06	Don Grammer	1958-60	Tim Rose	1995
Leeman Bennett	1967-68	Eddie Gran	1992-93	Robin Ross	1984-85
Dana Bible	1978-80; 1994	Lorenzo Guess	2009	Tom Rossley	1977
Mike Biscotti	1988	Lynn Hailstock	1983	Dan Roushar	2005-06
George Blackburn	1949-53	Jack Hanlon	1954-55	Rex Ryan	1996-97
Ron Blackledge	1970-72	John Harbaugh	1989-96	Glenn Sample	1956-60
Reyman Bonar	1947-48	Lee Haslinger	1956-58	Mike Scarry	1956-62
Jay Bonds	1981-82	Owen Hauck	1967	Bill Schmitz	1982-83
George Boutselis	1967-68	Ralph Hawkins	1968	Bill Schwarberg	1947-55
Mark Bradley	1983	Andy Hendel	2001	Greg Seaman	1995-98
D.J. Brown	1979-80	Harry Hiestand	1989-93	Stacy Searles	2001-02
Carl Brumbaugh	1947	Tim Hinton	2004-09	Dick Selcer	1965-66
Bob Burns	1973	Van Hollaway	1981-83	Bill Shalosky	1955-59
Rusty Burns	1989-91; 2002-03	Dick Hopkins	1983	Steve Shankweiler	2003
Ray Callahan	1967-68	Greg Hudson	1997-2000	Bob Shaw	1973-76
Mike Cassity	1994	Hank Hughes	1993	Gary Shephard	1983
Rick Christie	1982	William Inge	2008-09	Bill Sheridan	1989-91
A.J. Christoff	2001-02	Bruce Ivory	1984-93	Karl Singer	1973-76
Rich Christophel	1983	John Jancek	2010-	Bill Singler	1984-85
Frank Claire	1955	Amos Jones	1999-2002	George Smith	1948
Mike Clark	1986-87	Ernest Jones	2007	Rick Smith	1999-00
Charles Coe	1977-78	Mike Jones	1981	Mike Solari	1981-82
Johnnie Cole	1995	Wayne Jones	1973-76	Mark Staten	2004-06
L.C. Cole	1994-95	Greg Karpinski	1994-98	Ralph Staub	1964-68
Tony Cole	1979	Jim Kelly	1960-76	Charles Stobart	1966
Sam Congie	1969	Stan Klimczak	1951-52	Lowell Storm	1953-54
Kerry Coombs	2007-present	Mike Kolakowski	2003	Steve Stripling	2010-
Ron Corradini	1984	Don Lawrence	1966	Larry Tischler	1977-80
Mark Criner	2002-03	Tommie Liggins	1981-82	Mike Tomlin	1999-00
Scott Criner	1986-98	Kyle Lingerfelt	1995	Don Treadwell	1994; 2004-06
Ted Daisher	1989-92	John Lovette	1989-92	Joe Tresey	2007-08
Kim Dameron	1996-98	Dick Mack	1978-80	Mike Tressel	2004-06
Joe Daniels	1997-2000	Joe Madro	1949-54	Jeff Uhlenhake	2004
Dino Dawson	2002-03	Don Mahoney	2010-	Bob Valesente	1975-76
Tony DeBiasse	1985-87	Greg Mantooth	1983	Craig Ver Steeg	1990-93
Jack Delaney	1954-63	Don Martindale	1997-98	Tim Viox	1986-88
Bob Diaco	2009	Skip Mathieson	1977	Tom Walsh	1981
Mike Dickens	1982	Ken Matous	1989	Dave Warner	2006
Paul Dietzel	1949-50	Stan McGarvey	1981-82	T.J. Weist	2010-
Tyrone Dixon	2000-01	Charles McMillan	2001	Lou West	1988-93
Jack Donaldson	1984-87	Dick MacPherson	1961-65	John Wiethe	1947-48
Phil Dorn	2002-03	Bob Miller	1959-62	Mike Wiles	1988
Mark Duffer	1977-80	Paul Misali	1964-65	Brian Williams	1996
Dave Dunkelberger	1969-72	Charley Molnar	2007-09	Keith Willis	1999-00
Paul Dunn	1994-95	John Montgomery	1996	Bob Wolf	1982
Hal Dyer	1973-74	Pat Narduzzi	2004-06	Bob Wylie	1996
Jerry Eisaman	1969-71	Don Nehlen	1963	Tony Yellowich	1974-76
Mark Elder	2010-	Dave Nickel	1984-88	Ed Youngs	1984-86
Charles Ellis	1955-57	Phil Owen	1969	Larry Zierlein	1997-00
Mike Elston	2007-09	Rod Paige	1969-70	Dave Zimmerman	1977-80
Dan Enos	2004-05	Jim Parker	1971-72	Ron Zook	1981-82
Jack Faulkner	1950-54	John Parker	1977-80	William Zwaan	1980
Foge Fazio	1973-76	Joe Perella	1972		
Jeff Filkovski	1998-03	Scott Pethel	2003		
Jimbo Fisher	1999	Joker Phillips	1997-98		
Dino Folino	1977-80	Sam Pittman	1996		

Full-time staff members since 1947.



BEARCATS COACHING LEGACY



John Harbaugh



Rex Ryan



Mike Tomlin

The University of Cincinnati has been well-represented on the lists of professional and college coaching greats, a legacy which continues into 2011 with a proliferation of former Bearcats mentors, assistant coaches and players in the NFL, CFL and major university ranks.

Sid Gillman has long been the standard-bearer for Bearcat coaching greats. Gillman, whose 50-13-1 record in his six seasons in the late 1940s and early 1950s is one of the winningest marks at UC, is one of the few coaches to earn induction into both the college and professional football halls of fame. His UC success vaulted him into the NFL, with the Los Angeles Rams.

Two other members of the College Football Hall of Fame, Frank Cavanaugh, George Little, launched their head coaching careers at UC. Cavanaugh, the legendary "Iron Major" for his accomplishments as a coach and war hero at Army, in 1898, and Little, who earned fame at Michigan and Wisconsin, in 1914-15. Former UC assistants Dick MacPherson and Don Nehlen are also in the College Football Hall of Fame. MacPherson, a UC assistant in the early 1960s, concluded a distinguished career at Syracuse. Nehlen, on the 1963 UC staff, was West Virginia's winningest coach following his 21 seasons there.

One-time Bearcat mentors Homer Rice (1967-68), and Chuck Studley (1961-66) were NFL head coaches at Cincinnati and Houston, respectively, as were former assistants Leeman Bennett (Atlanta) and Jack Faulkner (Denver).

Nick Skorich, a member of the UC Athletic Hall of Fame for his football prowess in the 1940s, was head coach of the Philadelphia Eagles and Cleveland Browns.

A trio of former Bearcats assistants, John Harbaugh (Baltimore Ravens), Rex Ryan (New York Jets), and Mike Tomlin (Pittsburgh Steelers) are current NFL head coaches.

Harbaugh was a UC assistant from 1989-96, Ryan from 1996-97, and Tomlin was on the UC staff from 1999-2000.

Both Harbaugh and Tomlin have assistants on their staff with UC ties. Amos Jones (1999-2002) is an assistant special teams coach in Pittsburgh. Jerry Rosburg (1992-95) serves on Harbaugh's staff in Baltimore as the Assistant Head Coach/Special Teams and has coached in the NFL for over 10 years. Ravens offensive assistant Craig Ver Steeg was on the UC staff from 1990-93 and has coached nearly 30 years at all levels of football.

The Cleveland Browns staff features two former UC letterwinners in linebackers coach Bill Davis (1985-88) and offensive line coach George Warhop (1981-82). Davis is in his 17th season as an NFL assistant, previously serving as defensive coordinator for the Arizona Cardinals and San Francisco 49ers. Warhop, a center during his time at UC, has coached in the NFL for 15 seasons during stints for the Browns, Arizona Cardinals, Dallas Cowboys, and St. Louis Rams.

Bob Wylie, entering his fourth decade of coaching football that includes 18 years at the professional level, coached at UC in the mid 1990s and is currently the Oakland Raiders offensive line coach.

Former UC offensive line coach Larry Zierlein (1997-2000) recently wrapped up a 40-year coaching career that included nearly 10 years in the NFL and a win in Super Bowl XLII with the Pittsburgh Steelers in 2008.

Former UC aide Bill Sheridan is linebackers coach for the Miami Dolphins while Tracy Rocker (1997) enters his first season with the Tennessee Titans after a storied collegiate career that included a stint with 2010 National Champion Auburn.

In Canada, former Bearcats player and coach Dave Ritchie directed British Columbia and Winnipeg to Grey Cup titles, the Canadian Football League's Super Bowl, and former UC quarterback Danny Barrett spent six years as the head coach of the Saskatchewan Roughriders (2000-06).

UC's representation in the college coaching ranks is highlighted by a trio of former assistants. Paul Dietzel, an aide to Gillman in 1949-50, directed LSU to the national title in 1958 and later coached at Army and South Carolina. Other UC assistants to garner head coaching positions include Foge Fazio (Pittsburgh), Mark Duffner (Holy Cross), Chuck Stobart (Toledo, Utah, Memphis), Lou West (Indiana State) and Ron Zook (Florida, Illinois).

Joe Morrison, a standout as a Bearcats player and later for the New York Giants in the NFL, achieved similar success during his 15 seasons as a major college head coach. Urban Meyer, a Bearcat in the mid-1980s and later a student assistant coach, carved out an impressive career at Florida following successful stints at Bowling Green and Utah and is now a college football analyst for ESPN.

Seven former UC assistants are current head coaches at the collegiate level, including Dan Enos (Central Michigan), Jeff Filkovski (Marietta College), Jimbo Fisher (Florida State), Joker Phillips (Kentucky), Don Treadwell (Miami OH), Jeff Quinn (Buffalo), and Zook (Illinois).

Fisher has a pair of former Bearcats on his Florida State staff in Greg Hudson (Assistant Head Coach/Defense Florida State) and Eddie Gran (Associate Head Coach/Special Teams Coordinator/RB),

Several former UC assistants are coordinators at NCAA FBS schools including former UC letterwinner Dana Bible (Offensive Coordinator NC State) and Joe Tresey (Defensive Coordinator UCLA).

Tom Rossley, who set many UC receiving records has spent nearly four decades in the coaching ranks at the college and NFL levels, including a stint as head coach at SMU and six seasons as the offensive coordinator for the Green Bay Packers. He is currently the quarterbacks coach at Texas A&M.

Former assistant Harry Hiestand (1987-93) spent five years with the Chicago Bears and now serves as the offensive line coach at Tennessee.

**SERIES RECORDS**

	W	L	T	Series Began	Last UC Win	Last Opp. Win
Air Force	0	1	0	1961 (AF 8-6)	—	1961 (8-6)
Akron	3	2	0	1984 (UC 28-27)	2008 (17-15)	1992 (24-22)
Alabama	0	5	0	1908 (AL 16-0)	—	1990 (45-7)
Antioch	1	1	0	1908 (AN 16-11)	1910 (38-0)	1908 (16-11)
Arizona State	2	0	0	1954 (UC 34-7)	1976 (14-0)	—
Arkansas State	1	1	0	1975 (AS 14-9)	1998 (51-7)	1975 (14-9)
Army	3	3	0	1963 (A 22-0)	2003 (33-29)	2004 (48-29)
Ashland	1	0	0	1934 (UC 32-6)	1934 (32-6)	—
Auburn	0	2	0	1984 (AU 60-0)	—	1986 (52-7)
Austin Peay	4	0	0	1985 (UC 31-9)	1993 (42-10)	—
Baldwin-Wallace	1	0	0	1945 (UC 39-0)	1945 (39-0)	—
Ball State	1	0	0	1993 (UC 44-12)	1993 (44-12)	—
Baltimore	1	0	0	1935 (UC 67-0)	1935 (67-0)	—
Boston College	3	4	0	1961 (BC 23-0)	1997 (24-6)	1996 (24-17)
Boston University	1	3	0	1939 (BU 13-6)	1942 (6-0)	1941 (14-13)
Bowling Green	0	4	0	1990 (BG 34-20)	—	1994 (38-0)
Butler	6	2	1	1891 (B 34-10)	1948 (16-7)	1937 (13-0)
Carnegie Tech	2	1	0	1920 (CT 27-17)	1941 (20-0)	1920 (27-17)
Case	2	1	0	1922 (UC 16-0)	1923 (69-0)	1937 (21-0)
Cedarville	2	0	0	1929 (UC 19-0)	1930 (46-0)	—
Central Michigan	0	1	0	1990 (CM 34-0)	—	1990 (34-0)
Centre	6	5	3	1892 (C 12-4)	1942 (21-0)	1910 (12-3)
Chicago	0	1	0	1893 (Chi 20-0)	—	1893 (20-0)
Colorado	0	1	0	1972 (CO 56-14)	—	1972 (56-14)
Connecticut	5	2	0	2001 (UC 45-28)	2009 (47-45)	2010 (38-17)
Cornell	1	0	0	1983 (UC 48-20)	1983 (48-20)	—
Dartmouth	1	0	0	1898 (UC 17-12)	1898 (17-12)	—
Dayton	15	17	1	1924 (D 21-0)	1970 (13-7)	1971 (16-3)
Denison	7	14	2	1910 (UC 28-12)	1945 (30-0)	1928 (9-0)
DePauw	2	1	0	1905 (UC 17-0)	1945 (7-0)	1931 (7-6)
Detroit	5	4	1	1945 (D 20-0)	1964 (19-0)	1962 (15-14)
Drake	1	0	0	1963 (UC 28-0)	1963 (28-0)	—
Earlham	5	4	0	1895 (UC 26-0)	1912 (21-0)	1917 (19-0)
East Carolina	5	12	0	1986 (EC 32-19)	2004 (24-19)	2001 (28-26)
Eastern Kentucky	2	0	0	2006 (UC 31-0)	2008 (40-7)	—
Eastern Michigan	1	0	0	2005 (UC 28-26)	2005 (28-26)	—
Florida	0	2	0	1984 (FL 48-17)	—	2009 (51-24)
Florida State	0	6	0	1977 (FS 14-0)	—	1990 (70-21)
Franklin	1	0	1	1890 (Tie 0-0)	1891 (38-0)	—
Fresno State	1	1	0	2009 (UC 28-20)	2009 (28-20)	2010 (28-14)
George Washington	1	1	0	1964 (GW 17-15)	1965 (13-3)	1964 (17-15)
Georgetown	0	2	0	1922 (G 37-0)	—	1936 (7-0)
Georgetown (KY)	8	3	0	1894 (G 6-4)	1934 (45-0)	1916 (16-0)
Georgia	0	2	0	1942 (GA 35-13)	—	1976 (31-17)
Hanover	10	1	0	1894 (UC 14-12)	1940 (45-0)	1908 (9-5)
Hardin-Simmons	5	1	1	1948 (Tie 7-7)	1960 (15-14)	1955 (53-20)
Hawai'i	2	1	0	1951 (UC 34-0)	2008 (29-24)	2002 (20-19)
Heidelberg	1	0	0	1931 (UC 46-7)	1931 (46-7)	—
Houston	8	13	0	1957 (UH 7-0)	2002 (47-14)	1999 (23-20)
Illinois	1	0	0	2009 (UC 49-36)	2009 (49-36)	—
Illinois Wesleyan	1	0	0	1938 (UC 6-0)	1938 (6-0)	—
Indiana	3	9	2	1896 (IU 16-0)	1957 (21-0)	2000 (42-6)
Indiana State	4	1	0	1972 (UC 10-7)	2010 (40-7)	1987 (40-16)
Indianapolis	1	0	0	1902 (UC 6-0)	1902 (6-0)	—
Iowa	0	1	0	1990 (I 63-10)	—	1990 (63-10)
Kansas	1	1	0	1995 (KU 23-18)	1997 (34-7)	1995 (23-18)
Kansas State	4	2	0	1951 (UC 34-0)	1966 (28-14)	1996 (35-0)
Kent State	5	0	0	1971 (UC 42-20)	1999 (41-3)	—
Kentucky	9	21	3	1894 (UC 32-4)	1996 (24-3)	1995 (33-14)
Kentucky Wesleyan	5	2	1	1920 (UC 35-0)	1930 (6-0)	1928 (6-0)
Kenyon	9	4	0	1895 (UC 16-4)	1929 (18-6)	1916 (27-0)
Long Beach State	1	0	0	1982 (UC 34-14)	1982 (34-14)	—

	W	L	T	Series Began	Last UC Win	Last Opp. Win
Louisiana-Lafayette	3	1	0	1973 (UC 27-0)	1978 (38-13)	1976 (7-3)
Louisiana-Monroe	5	0	0	1974 (UC 20-7)	2001 (42-10)	—
Louisiana State	1	0	0	1897 (UC 28-0)	1897 (28-0)	—
Louisville	29	20	1	1929 (UC 7-0)	2010 (35-27)	2007 (28-24)
Marietta	4	6	1	1895 (UC 6-0)	1931 (50-0)	1920 (28-0)
Marquette	6	2	0	1953 (M 31-7)	1960 (33-13)	1959 (35-34)
Marshall	8	3	1	1906 (Tie 0-0)	2008 (33-10)	2000 (25-14)
Maryland	0	2	0	1975 (MD 21-19)	—	1976 (21-0)
Memphis	12	18	0	1966 (UM 26-14)	2004 (49-10)	2003 (21-16)
Miami (FL)	1	10	0	1947 (UC 20-7)	1947 (20-7)	1998 (38-12)
Miami (OH)	49	59	7	1888 (Tie 0-0)	2010 (45-3)	2005 (44-16)
Michigan State	1	1	0	1930 (MS 32-0)	1946 (18-7)	1930 (32-0)
Mid. Tennessee State	1	0	0	1991 (UC 30-10)	1991 (30-10)	—
Mississippi State	1	1	0	1948 (MS 27-0)	1949 (19-0)	1948 (27-0)
Morehead State	0	2	0	1937 (MS 7-0)	—	1989 (13-10)
Morgan State	1	0	0	1982 (UC 52-0)	1982 (52-0)	—
Muskingum	0	1	0	1931 (MU 15-0)	—	1931 (15-0)
Navy	0	2	0	1940 (N 14-0)	—	1956 (13-7)
Nebraska	0	1	0	1906 (NE 41-0)	—	1906 (41-0)
Nevada	0	1	0	1949 (NV 41-21)	—	1949 (41-21)
North Carolina	0	2	0	1979 (NC 35-14)	—	1991 (51-16)
North Carolina State	0	1	0	2010 (NCS 30-19)	—	2010 (30-19)
North Texas	7	9	1	1958 (Tie 8-8)	1973 (52-3)	2002 (24-19)
Northern Illinois	1	1	0	1989 (NI 56-3)	1995 (55-19)	1989 (56-3)
Northwestern	0	2	0	1903 (NW 35-0)	—	1924 (42-0)
Northwestern State	1	0	0	1977 (UC 41-0)	1977 (41-0)	—
Notre Dame	0	1	0	1900 (ND 57-0)	—	1900 (57-0)
Oberlin	1	2	0	1898 (O 5-0)	1923 (6-0)	1924 (13-0)
Ohio	23	23	4	1896 (UC 52-0)	1981 (19-9)	1979 (27-7)
Ohio Northern	2	2	0	1916 (ON 9-0)	1929 (12-6)	1924 (9-0)
Ohio State	2	13	0	1893 (OSU 32-0)	1897 (34-0)	2006 (37-7)
Ohio Wesleyan	10	8	1	1894 (OW 16-4)	1938 (14-7)	1937 (20-6)
Oklahoma	0	2	0	2008 (OU 52-26)	—	2010 (31-29)
Oklahoma City	1	0	0	1947 (UC 20-13)	1947 (20-13)	—
Oklahoma State	1	2	0	1958 (OS 19-14)	1959 (22-9)	1983 (27-17)
Oregon State	2	0	0	2007 (UC 34-3)	2009 (28-18)	—
Otterbein	6	3	0	1902 (UC 16-0)	1934 (45-0)	1914 (3-0)
Pacific	5	3	0	1949 (P 34-7)	1959 (21-14)	1956 (21-15)
Penn State	1	8	0	1981 (PS 52-0)	1983 (14-3)	2005 (42-24)
Pittsburgh	2	8	0	1924 (P 21-14)	2009 (45-44)	2010 (28-10)
Purdue	0	1	0	2001 (P 19-14)	—	2001 (P 19-14)
Rhode Island	1	0	0	2003 (UC 31-24)	2003 (31-24)	—
Rice	1	0	0	1974 (UC 28-21)	1974 (28-21)	—
Richmond	3	3	0	1962 (R 21-20)	1981 (27-18)	1980 (24-10)
Rio Grande	2	0	0	1931 (UC 19-6)	1933 (20-0)	—
Rutgers	8	7	1	1980 (RU 24-7)	2010 (69-38)	2005 (44-9)
San Diego State	1	0	0	2007 (UC 52-23)	2007 (52-23)	—
South Carolina	0	2	0	1980 (SC 49-7)	—	1982 (37-10)
South Dakota	4	0	0	1932 (UC 7-0)	1965 (41-0)	—
South Dakota State	1	0	0	1935 (UC 38-0)	1935 (38-0)	—
Southeast Missouri St.	2	0	0	2007 (UC 59-3)	2009 (70-3)	—
Southern Miss	8	7	0	1976 (UC 28-21)	2007 (31-21)	2003 (22-20)
St. Bonaventure	1	0	0	1947 (UC 20-14)	1947 (20-14)	—
Syracuse	6	5	0	1993 (SYR 24-21)	2009 (28-7)	2010 (31-7)
Tampa	3	0	0	1938 (UC 7-6)	1968 (31-28)	—
TCU	2	1	0	2002 (UC 36-29)	2004 (21-10)	2003 (43-10)
Temple	4	9	1	1973 (TEM 16-15)	2003 (30-24 OT)	1985 (28-16)
Tennessee	1	4	0	1904 (UC 35-0)	1904 (35-0)	1992 (40-0)
Tenn.-Chattanooga	1	0	0	1974 (UC 35-20)	1974 (35-20)	—
Tennessee Tech	1	0	0	1987 (UC 38-17)	1987 (38-17)	—
Texas A&M	1	0	0	1971 (UC 17-0)	1971 (17-0)	—
Texas Tech	0	0	1	1968 (Tie 10-10)	—	—



	W	L	T	Series Began	Last UC Win	Last Opp. Win
Texas Western	2	0	0	1950 (UC 32-0)	1951 (53-18)	—
Toledo	4	2	0	1921 (UC 20-0)	1993 (31-24)	2001 (23-16)
Transylvania	5	2	1	1909 (Tie 6-6)	1941 (46-0)	1928 (25-6)
Troy State	1	1	0	1994 (28-24)	1994 (28-24)	1999 (31-24)
Tulane	3	11	0	1909 (T 6-0)	2001 (46-33)	2002 (35-17)
Tulsa	13	16	2	1946 (T 20-0)	1997 (34-24)	1980 (31-13)
UAB	5	3	0	1996 (UC 34-14)	2002 (31-23)	2004 (30-27)
USF	5	3	0	2003 (USF 24-17 2ot)	2009 (34-17)	2010 (38-30)
Utah State	1	0	0	1997 (UC 35-19)	1997 (35-19)	—
Vanderbilt	3	4	0	1898 (UC 12-0)	1976 (33-7)	1994 (34-24)
Villanova	2	2	0	1972 (UC 14-7)	1979 (27-13)	1980 (23-6)
Va. Military Institute	2	0	0	1951 (UC 26-7)	1953 (67-0)	—
Virginia Tech	4	5	0	1946 (UC 18-6)	1995 (16-0)	2008 (20-7)
Wabash	2	0	0	1932 (UC 14-0)	1952 (27-7)	—
Washington (MO)	0	1	0	1903 (W 23-11)	—	1903 (23-11)
Washington	0	1	0	1974 (W 21-17)	—	1974 (21-17)
Wash. & Jefferson	0	1	0	1899 (WJ 20-0)	—	1899 (20-0)
Washington & Lee	1	0	0	1952 (UC 54-0)	1952 (54-0)	—

	W	L	T	Series Began	Last UC Win	Last Opp. Win
Wayne	2	0	0	1939 (UC 21-0)	1941 (37-0)	—
West Texas State	0	1	0	1950 (WT 14-13)	—	1950 (14-13)
West Virginia	3	15	1	1921 (WVU 50-0)	2009 (24-21)	2010 (37-10)
Western Carolina	1	0	0	2005 (UC 7-3)	2005 (7-3)	—
Western Michigan	3	0	0	1949 (UC 27-6)	2006 (27-24)	—
Western Reserve	10	3	2	1913 (Tie 0-0)	1953 (66-0)	1938 (33-0)
Wichita State	14	7	2	1954 (WSU 13-0)	1986 (24-19)	1980 (13-8)
William & Mary	3	1	0	1950 (WM 20-14)	1970 (17-10)	1950 (20-14)
Wilmington	1	0	0	1919 (UC 34-0)	1919 (34-0)	—
Wisconsin	1	3	0	1936 (UW 27-6)	1999 (17-12)	2000 (28-25)
Wittenberg	10	11	5	1896 (W 6-0)	1933 (14-6)	1930 (12-0)
Wooster	0	3	0	1916 (W 20-0)	—	1924 (32-0)
Xavier	18	12	0	1918 (UC 12-0)	1973 (40-7)	1972 (19-7)
Youngstown State	2	2	0	1981 (YS 19-13)	1985 (29-27)	1984 (27-23)
Non-Collegiate	21	15	3			

SERIES RECORDS VS. CONFERENCES

FOOTBALL BOWL SUBDIVISION

ATLANTIC COAST	8	30	0
Boston College	3	4	0
Florida State	0	6	0
Maryland	0	2	0
Miami (FL)	1	10	0
North Carolina	0	2	0
North Carolina State	0	1	0
Virginia Tech	4	5	0
BIG 12	7	9	1
Colorado	0	1	0
Kansas	1	1	0
Kansas State	4	2	0
Nebraska	0	1	0
Oklahoma	0	2	0
Oklahoma State	1	2	0
Texas A&M	1	0	0
Texas Tech	0	0	1
BIG EAST	58	61	3
Connecticut	5	2	0
Louisville	29	20	1
Pittsburgh	2	8	0
Rutgers	8	7	1
Syracuse	6	5	0
USF	5	4	0
West Virginia	3	15	1
BIG TEN	9	38	2
Illinois	1	0	0
Indiana	3	9	2
Iowa	0	1	0
Michigan State	1	1	0
Northwestern	0	2	0
Ohio State	2	13	0
Penn State	1	8	0
Purdue	0	1	0
Wisconsin	1	3	0

CONFERENCE USA	50	67	1
East Carolina	5	12	0
Houston	8	13	0
Marshall	8	3	1
Memphis	12	18	0
Rice	1	0	0
Southern Miss.	8	7	0
Tulane	3	11	0
Tulsa	13	16	2
UAB	5	3	0
MID-AMERICAN	94	101	12
Akron	3	2	0
Ball State	1	0	0
Bowling Green	0	4	0
Central Michigan	0	1	0
Eastern Michigan	1	0	0
Kent State	5	0	0
Miami (OH)	49	59	7
Northern Illinois	1	1	0
Ohio	23	23	4
Temple	4	9	1
Toledo	4	2	0
Western Michigan	3	0	0
MOUNTAIN WEST	3	2	0
Air Force	0	1	0
San Diego State	1	0	0
TCU	2	1	0
PAC-12	4	1	0
Arizona State	2	0	0
Oregon State	2	0	0
Washington	0	1	0

SOUTHEASTERN	15	43	3
Alabama	0	5	0
Auburn	0	2	0
Florida	0	2	0
Georgia	0	2	0
Kentucky	9	21	3
Louisiana State	1	0	0
Mississippi State	1	1	0
South Carolina	0	2	0
Tennessee	1	4	0
Vanderbilt	3	4	0
SUN BELT	18	12	1
Arkansas State	1	1	0
Louisiana-Lafayette	3	1	0
Louisiana-Monroe	5	0	0
Middle Tennessee State	1	0	0
North Texas	7	9	1
Troy State	1	1	0
WESTERN ATHLETIC	18	19	2
Fresno State	1	1	0
Hawai'i	2	1	0
Nevada	0	1	0
UTEP	2	0	0
INDEPENDENTS	3	6	0
Army	3	3	0
Navy	0	2	0
Notre Dame	0	1	0

FOOTBALL CHAMPIONSHIP SUBDIVISION

BIG SOUTH	2	0	0
Virginia Military Institute	2	0	0
BIG WEST	6	3	0
Pacific	5	3	0
Utah State	1	0	0
MISSOURI VALLEY	6	3	0
Indiana State	4	1	0
Youngstown State	2	2	0
GREAT WEST	1	0	0
South Dakota State	1	0	0
IVY LEAGUE	2	0	0
Cornell	1	0	0
Dartmouth	1	0	0
MID-EASTERN ATHLETIC	1	0	0
Morgan State	1	0	0
OHIO VALLEY	9	0	0
Austin Peay	4	0	0
Eastern Kentucky	2	0	0
Southeast Missouri St.	2	0	0
Tennessee Tech	1	0	0
PATRIOT	0	2	0
Georgetown	0	2	0
PIONEER	7	4	1
Butler	6	2	1
Dayton	15	17	1
Drake	1	0	0
Morehead State	0	2	0
SOUTHERN	2	0	0
Tenn.-Chattanooga	1	0	0
Western Carolina	1	0	0

Won-loss records are for all games played against that team, regardless of conference affiliation at the time of the game.



BOWL HISTORY



Cincinnati's proud bowl history includes a number of firsts, possibly including the first postseason bowl game.

The Bearcats, according to records, played a pair of postseason games in 1897 against the Southern Athletic Club and Louisiana State University.

In recent years, UC's postseason destinations have taken them to Texas, Canada, Alabama, Miami, and New Orleans.

The Bearcats have played the part of college football vagabond over the years, spending 65 seasons as an independent with no bowl tie ins.

Since joining Conference USA in 1996, UC has played in nine postseason games, including a pair of Bowl Championship Series contests in 2009 and 2010.

The Bearcats are 6-6 all-time in 12 postseason appearances and are 3-2 in their last five bowls.

The post-World War II influx of veterans into colleges rejuvenated college athletics, and with that came a surge of new bowls. Cincinnati capped a successful 1946 season with a trip to the Sun Bowl in El Paso, Texas. There, the Bearcats defeated Virginia Tech, 18-6.

UC made appearances in the Glass Bowl in Toledo in 1949 and returned to the Sun Bowl at the end of the 1950 campaign.

After 47 years without a bowl appearance, Cincinnati's drought was broken when the Bearcats played in the inaugural Humanitarian Bowl in Boise, Idaho in 1997.

With Conference USA developing alliances with five bowls, the Bearcats made three straight bowl appearances in 2000, 2001 and 2002—the first two in the Motor City Bowl in Detroit and the third in the New Orleans Bowl.

In 2004, UC was selected to represent Conference USA in the PlainsCapital Fort Worth Bowl, the teams' fourth bowl appearance in five years. UC defeated Marshall, 32-14, in that contest.

In 2006, Cincinnati earned its first BIG EAST Conference bowl appearance after knocking off Connecticut in the season finale. In unusual circumstances following Mark Dantonio and his staff's departure to Michigan State before the bowl game, UC hired Brian Kelly from Central Michigan who came in and in just 34 days prepared UC and defeated Western Michigan University, 27-24, in the inaugural International Bowl in Toronto, Ontario.

Following an impressive 9-3 regular season in 2007 - which included three wins against top-25 opponents, the Bearcats had the opportunity to face former Conference USA foe Southern Mississippi in the Papajohns.com Bowl, in Birmingham, Ala. Victory number 10, a 31-21 win at Legion Field, marked just the second 10-win season in Bearcats history (UC's 1951 squad finished 10-1). In addition, the Bearcats were ranked No. 17 in the final AP poll, the first time in school history.

With the move to the BIG EAST Conference, a Bowl Championship Series league, doors have opened for UC to play in some of the game's most prestigious bowls and the Bearcats have taken advantage of those opportunities, participating in a pair of BCS games over the past three seasons.

On the heels of 11 wins in 2008 and UC's first BIG EAST Championship, the Bearcats earned a spot in the 75th FedEx Orange Bowl, their first New Year's Day Bowl appearance since 1951 against Virginia Tech from the Atlantic Coast Conference.

The Bearcats followed up their 2008 successes by winnings their second-straight BIG EAST Championship in 2009 after a perfect 12-0 regular season. Climbing to No. 3 in the final Bowl Championship Series rankings, UC earned a spot in the 2010 FedEx Orange Bowl against the Florida Gators, coached by UC alum Urban Meyer.

COLLEGE FOOTBALL'S FIRST BOWL?



While the NCAA Official Football Records recognizes the Rose Bowl, started in 1902, as being the first collegiate bowl game, former UC athletic director Bill Schwarberg points to a bowl appearance by Cincinnati that pre-dates the Rose Bowl by five years.

Citing a record in the University's McMicken Review, Schwarberg indicated that following the 1897 season, Cincinnati was in fact the first institution from Ohio to make a trip south to play in a postseason game.

Cincinnati posted a 7-1-1 record that year, which included a 34-0 win over Ohio State. The lone team to beat UC was the powerful Carlisle Indians.

Shortly after Thanksgiving a travel party of 14, which included the substitutes and the coach and manager, departed for New Orleans to play a game there on New Year's Day. Hosted by the Southern Athletic Club, accounts of the game have UC winning with ease by a score of 16-0.

At a victory party that evening, players from Louisiana State challenged the Bearcats to a game the next day in Baton Rouge.

UC accepted the challenge and overwhelmed the LSU team, 28-0.

If this was indeed UC's first bowl game, it was 49 years before the Bearcats again experienced postseason play.

BOWL HISTORY

Bowl	Location	Date	Opponent	Result
Sun Bowl	El Paso, Texas	Jan. 1, 1947	Virginia Tech	W, 18-6
Glass Bowl	Toledo, Ohio	Dec. 3, 1949	Toledo	W, 33-13
Sun Bowl	El Paso, Texas	Jan. 1, 1951	West Texas A&M	L, 14-13
Humanitarian Bowl	Boise, Idaho	Dec. 29, 1997	Utah State	W, 35-19
Motor City Bowl	Pontiac, Mich.	Dec. 27, 2000	Marshall	L, 25-14
Motor City Bowl	Pontiac, Mich.	Dec. 29, 2001	Toledo	L, 23-16
New Orleans Bowl	New Orleans, La.	Dec. 17, 2002	North Texas	L, 24-19
Fort Worth Bowl	Fort Worth, Texas	Dec. 23, 2004	Marshall	W, 32-14
International Bowl	Toronto, Canada	Jan. 6, 2007	Western Michigan	W, 27-24
Papajohns.com Bowl	Birmingham, Ala.	Dec. 22, 2007	Southern Mississippi	W, 31-21
75th FedEx Orange Bowl	Miami Gardens, Fla.	Jan. 1, 2009	Virginia Tech	L, 20-7
Allstate Sugar Bowl	New Orleans, La.	Jan. 1, 2010	Florida	L, 51-24

**NO. 5 FLORIDA 51, NO. 3 CINCINNATI 24**

2010 Allstate Sugar Bowl • Jan. 1, 2010 • New Orleans, La.

The University of Cincinnati football team, reeling from the resignation of former head coach Brian Kelly, saw its perfect season blemished with a loss to Florida in the 2010 Allstate Sugar Bowl.



Tim Tebow threw for a career-high 482 yards and three touchdowns, ran for 51 yards and another score, and fifth-ranked Florida (13-1) overwhelmed No. 4 Cincinnati (12-1) 51-24 inside the Louisiana Superdome.

Cincinnati, who donned white helmets for the game for the first time since 1966, was playing in its second straight BCS game, but this one was even more lopsided than last year's 20-7 loss to Virginia Tech in the Orange Bowl. Kelly resigned in early December to take the head coaching job at Notre Dame.

Quarterback Tony Pike completed 27 of 45 passes for 170 yards and three scores, all in the second half when the outcome was no longer in doubt.

UC was held to a season low 246 yards of total offense, including a season low 170 passing yards by the Gators defense.

Mardy Gilyard finished the game with seven receptions, giving him 204 career receptions which ties Dominick Goodman and LaDaris Vann as the UC record holders in career catches.

Florida finished with a Sugar Bowl-record 659 yards of total offense

Cincinnati	0	3	7	14	—	24
Florida	9	21	14	7	—	51

First Quarter:

UF - Hernandez 7 yd pass from Tebow (kick failed), 6:13.
UF - Sturgis 40 yd field goal, 1:20

Second Quarter:

UF - Thompson 7 yd pass from Tebow (Sturgis kick), 9:07.

UF - Moody 6 yd run (Sturgis kick), 7:05. UC - Rogers 47 yd field goal, 3:11. UF - Riley Cooper 80 yd pass from Tebow (Sturgis kick), 3:02

Third Quarter: UF - Moody 2 yd run (Sturgis kick), 11:13. UC - Waugh 2 yd pass from Pike (Rogers kick), 4:46. UF - Tebow 4 yd run (Sturgis kick), 2:06

Fourth Quarter: UC - Binns 3 yd pass from Pike (Rogers kick), 10:07. UF - Rainey 6 yd run (Sturgis kick), 7:06. CIN - Alli 6 yd pass from Pike (Rogers kick), 3:23

Rushing: UC - Pead 7-48, Kelce 1-19, Ramsey 6-18, Goebel 1-8, Williams 1-(-5), Pike 7-(-12). UF: Gillislee 5-78, Tebow 14-51, Rainey 4-27, Moody 8-14, Demps 3-7.

Passing: UC - Pike 27-45-0-170, 3 TD. UF: Tebow 31-35-0-482, 3 TD, Team 0-1-0-0.

Receiving: UC - Gilyard 7-41, Binns 5-29, Guidugli 5-22, Woods 4-46, Ramsey 2-16, Pead 1-7, Alli 1-6, Waugh 1-2. UF: Hernandez 9-111, Cooper 7-181, Thompson 5-63, Rainey 4-71, Moody 4-19, Nelson 2-37.

NO. 21 VIRGINIA TECH 20, NO. 12 CINCINNATI 7

2009 FedEx Orange Bowl • Jan. 1, 2009 • Miami Gardens, Fla.

Mardy Gilyard had 255 all-purpose yards and a touchdown catch, but it was not enough as No. 21 Virginia Tech knocked off No. 12 Cincinnati, 20-7, in the 75th FedEx Orange Bowl.

Gilyard had seven receptions for 158 yards and a touchdown, along with 97 kickoff return yards for Cincinnati (11-3), which had its six-game winning streak snapped. Tony Pike threw for 239 yards and a touchdown, but had his night marred by four interceptions and getting stopped on a fourth-and-goal in the fourth quarter.

The Bearcats took the opening kickoff, sent their spread offense onto the field, and made the Hokies look very confused. Pike found Gilyard for a 38-yard pickup on the third play from scrimmage, and they hooked up for a spectacular 15-yard touchdown three plays later to open the scoring.

Facing a third-and-9 from the right hash, Pike waited before lofting a fade to the far left of the end zone. Gilyard took off on a sprint, made a diving catch as he sailed out of bounds and managed to just barely drag his right toe on the turf painted in Virginia Tech's colors for a 7-0 Cincinnati lead.

The Hokies defense held UC to 137 yards, stifled the Bearcats running game (eight carries, 11 yards) over the remainder of the half, and battled their way to a 10-7 lead by intermission. Darren Evans, the game's MVP, had 28 carries for 153 yards and a touchdown

Terrill Byrd led the UC defense with 11 tackles, including 10 solo stops, four tackles for a loss, and a sack. Brandon Underwood had six tackles, including a sack and an interception.

Cincinnati	7	0	0	0	—	7
Virginia Tech	0	10	3	7	—	20

First Quarter:

UC - Gilyard 15-yard pass from Pike (Rogers kick), 13:08

Second Quarter:

VT - Taylor 17-yard run (Keys kick), 13:00. VT - Keys 43-yard field goal, 0:00.

Third Quarter: VT - Keys 35-yard field goal, 8:32.

Fourth Quarter: VT - Evans, 6-yard run (Keys kick), 11:29

Rushing: UC - Ramsey 4-34, Goebel 9-26, Pead 2-10, Pike 5-4, Barnett 1-minus 3. Virginia Tech - Evans 28-153, Taylor 15-47, Roberts 2-34, Boone 2-19, Oglesby 3-8, Coale 1-7, Team 4-minus 10.

Passing: UC - Pike 16-33-4-239. Virginia Tech - Taylor 13-22-1-140, Team 0-1-0-0.

Receiving: UC - Gilyard 7-158, Goodman 6-51, Goebel 1-18, Barnett 1-6, Ramsey 1-6. Virginia Tech - Coale 3-52, Boone 3-41, Boykin 2-28, Roberts 2-12, Evans 2-5, Jefferson 1-2.

**No. 20 Cincinnati 31, Southern Miss 21**

2007 Papajohns.com Bowl • Dec. 22, 2007 • Birmingham, Ala.

Ben Mauk shrugged off mistakes and Southern Miss defenders alike, and helped No. 20 Cincinnati make one more entry into an impressive season. The hard-to-tackle Mauk passed for 334 yards and four touchdowns, and DeAngelo



Smith intercepted three passes, leading the Bearcats to a 31-21 victory over Southern Miss in the Papajohns.com Bowl.

The victory gave Cincinnati (10-3) its second 10-win season and first since 1951, while virtually assuring a spot in the final rankings for the first time.

Mauk, the game's most valuable player, completed 30-of-52 passes and overcame three interceptions to become only the third Bearcats player to have a 3,000-yard passing season.

Mauk, who also rushed for 41 yards and frequently broke loose from defenders to make plays, threw three touchdown passes during an 8-minute span extending into the second half.

Cincinnati stopped punter Britt Barefoot on a fake punt on fourth-and-1 from his own 29 and Mauk hit Earnest Jackson for a 29-yard TD strike on the next play for a 21-7 lead. Jeremy Young answered with a 1-yard scoring run for Southern Miss before Mauk struck again with a 10-yarder to Antwan Giddens and set up a 22-yard field goal by Jake Rogers in the final seconds of the third quarter to put the Bearcats up 31-14.

Young cut into the lead again with a 5-yard touchdown pass to Chris Johnson but Southern Miss could not recover an onside kick or convert a fourth-and-1 play on its next possession.

Smith's third pick ended any hope of a comeback in the final minutes. Dominick Goodman caught seven passes for 95 yards and a pair of scores for UC. Connor Barwin (86 yards) and Antwan Giddens (64) also had seven catches apiece.

Southern Miss	7	0	7	7	—	21
Cincinnati	0	14	17	0	—	31

First Quarter:

USM - Shawn Nelson 10 yd pass from Jeremy Young (Justin Estes kick), 5:23.

Second Quarter:

CIN - Dominick Goodman 14 yd pass from Ben Mauk (Jake Rogers

kick), 6:12. CIN - Dominick Goodman 5 yd pass from Ben Mauk (Jake Rogers kick), 0:24.

Third Quarter: CIN - Earnest Jackson 29 yd pass from Ben Mauk (Jake Rogers kick), 13:17. USM - Jeremy Young 1 yd run (Justin Estes kick), 6:48. CIN - Antwan Giddens 10 yd pass from Ben Mauk (Jake Rogers kick), 4:08. CIN - Jake Rogers 22 yd field goal, 0:05

Fourth Quarter: USM - Chris Johnson 5 yd pass from Jeremy Young (Justin Estes kick), 9:37.

Rushing: Southern Miss: Fletcher 29-155, Young 17-55, Harrison 2-7, Barefoot 1-0. Cincinnati: Mauk 12-41, Moore 4-18, Ramsey 6-9, Glatthaar 1-7, Benton 1-0.

Passing: Southern Miss: Young 32-18-3, 122, 2 TD. Cincinnati: Mauk 52-30-3, 334, 4 TD.

Receiving: Southern Miss: Fletcher 7-50, Nelson 3-18, Magee 2-15, Johnson 2-13, Morgan 2-8, Harrison 1-18, Baptiste 1-0. Cincinnati: Goodman 7-95, Barwin 7-86, Giddens 7-64, Jackson 3-46, Howard 2-24, Barnett 2-17, Moore 1-3, Benton 1-(-1).



BOWL HISTORY

CINCINNATI 27, W. MICHIGAN 24

2007 International Bowl • Jan. 6, 2007 • Toronto, Canada

The International Bowl provided Cincinnati fans with a preview of what Brian Kelly has in store as UC knocked off Western Michigan, 27-24.

Kevin Lovell's 33-yard field goal with 6:11 remaining provided the winning margin for Cincinnati and Western Michigan's 51-yard field goal try with 1:26 left fell short.

Dominick Goodman was named the game's Most Outstanding Player. Butler Benton led UC rushing attack with 62 of the team's combined 126 yards against the Broncos—a defense that was ranked fifth nationally defending the run.

John Bowie put UC on the scoreboard first when he gathered in a tipped pass and returned it 25 yards for a touchdown in the first quarter. On Cincinnati's next drive, Davila connected on a 21-yard TD toss to Goodman. Goodman later hauled in a second touchdown pass in the second quarter.

The reeling Broncos used some trickery on the first play following Lovell's field goal. E.J. Biggers, on a double reverse, lofted the ball to Jamarko Simmons for a 76-yard touchdown.

The Broncos' defense got the ball right back and Cubit tossed a 30-yard scoring pass to close the gap to 24-14. A miscue by the UC offense—Davila's pass was deflected and intercepted with 23 seconds to play in the half—setting up Nate Meyer's 29-yard field goal.

Western Michigan	0	17	0	7	—	24
Cincinnati	14	10	0	3	—	27

First Quarter:

CIN—John Bowie 25-yd interception return (Kevin Lovell kick), 11:32. CIN—Dominick Goodman 21-yd pass from Nick Davila (Kevin Lovell kick), 6:27.

TEAM STATISTICS	WM	UC
First Downs	19	21
Rushes-Yards	29-108	34-126
Passing Yards	260	221
Passing A-C-I	45-24-2	37-20-2
Total Plays-Yards	74-368	71-347
Punts-Avg.	7-41.6	5-43.6
Fumbles-Lost	0-0	2-1
Penalties-Yards	3-19	2-20

Second Quarter: CIN—Dominick Goodman 21 yd pass from Nick Davila (Kevin Lovell kick), 14:30. CIN—FG Kevin Lovell 37 yards, 10:23. WMU—Jamarko Simmons 76-yd pass from E.J. Biggers (Nate Meyer kick), 9:45. WMU—Herb Martin 30-yd pass from Ryan Cubit (Nate Meyer kick), 5:35. WMU—FG Nate Meyer 29 yards, 0:08.

Fourth Quarter: WMU—Brandon West 7-yd run (Nate Meyer kick), 10:53. CIN—FG Kevin Lovell 33 yards, 6:11.

Rushing: Western Michigan: West 21-109, Thompson 6-24, Cubit 2-10. Cincinnati: Benton 10-62, Moore 10-57, Gruzta 3-22, Glatthaar 4-14, Davila 7-(-29).

Passing: Western Michigan: Cubit 23-43-2, 184, 1 TD; Martin 0-1-0, 0, 0 TD; Biggers 1-1-0, 76, 1 TD. Cincinnati: Davila 19-35-2, 214, 2 TD; Gruzta 1-2-0, 7, 0 TD.

Receiving: Western Michigan: Simmons 13-172, Ledbetter 5-38, Martin 4-43, Maragos 1-5, West 1-2. Cincinnati: Goodman 7-109, Celek 4-21, Poland 3-17, Benton 2-26, Moore 2-20, Martin 1-19, Stewart 1-9.



CINCINNATI 32, MARSHALL 14

2004 Fort Worth Bowl • Dec. 23, 2004 • Fort Worth, Texas

Cincinnati's seniors capped their careers with a dominating performance in a 32-14 win over Marshall at the PlainsCapital Fort Worth Bowl.

Linebacker Tyjuan Hagler started things by blocking a punt one minute into the game, which was returned by Antwan Giddens for a touchdown. Hagler forced a fumble to set up one of three Kevin Lovell field goals, recorded a sack and had a team-high seven tackles to earn a spot on *Football News*' all-bowl team.

Trent Cole and Andre Frazier each recorded sacks while leading the defensive pursuit from their end positions. Cole also blocked a punt for a safety. UC's defense held the Thundering Herd to 134 total yards, minus-3 yards rushing.

Gino Guidugli capped his stellar career with his guttiest performance. Playing with a broken hand, Guidugli completed 24-of-36 passes for 231 yards and staked the Bearcats to their lead with a pair of second-quarter TD tosses. Guidugli was to be limited to shotgun snaps, but with the running game sputtering, he moved under center in the second quarter, a move which energized the offense. UC gained 168 yards on the ground, 62 by Richard Hall who capped his senior season with 1,000 yards. Hannibal Thomas caught nine passes for 102 yards to top the 1,000-yard mark in receiving.

UC jumped out to a 10-0 lead on Antwan Giddens return of Hagler's blocked punt and Lovell's 23-yard field goal. The Herd retaliated with two late first quarter TD's, the second on a 32-yard interception return of an errant Guidugli pass, the senior's lone miscue of the night. The Bearcat defense shut down Marshall after that, allowing just 52 yards in total offense the remaining three quarters.

Guidugli capped scoring drives of 13 and 11 plays with TD passes of 15 yards to Brent Celek and eight yards to Earnest Jackson to give UC a 28-10 lead before the half. The Bearcats coasted from there.

Marshall	14	0	0	0	—	14
Cincinnati	10	14	0	8	—	32

First Quarter: CIN -

Antwan Giddens 9-yd return of blocked punt (Kevin Lovell kick), 14:00. CIN - FG Kevin Lovell, 23 yards, 6:23. MAR - Josh Davis 14-yd pass from Stan Hill (Ian O'Connor kick), 5:17. MAR - Willie Smit kick), 0:16

Second Quarter: CIN - Brent Celek 15-yd pass from Gino Guidugli (Kevin Lovell kick), 4:31 CIN - Earnest Jackson 8-yd pass from Gino Guidugli (Kevin Lovell kick), 0:18

Fourth Quarter: CIN - FG Kevin Lovell 19 yards, 10:50. CIN - Safety, Trent Cole blocked Marshall's punt recovered in the end zone, 9:42. CIN - FG Kevin Lovell 35 yards, 4:59.

Attendance: 27,902

Rushing: Marshall: Charles 7-9; Hill 5-4; Bradshaw 6-(-5); Gochneaur 2-(-10); Team 1-(-1). Cincinnati: R. Hall 23-62; Glatthaar 10-48; Benton 7-33; Guidugli 3-12; Daniels 1-10; Carpenter 1-3.

Passing: Marshall: Hill 30-14-1, 137, 1; Gochneaur 2-0-0, 0. Cincinnati: Guidugli 36-24-1, 231, 2; Carey 1-0-1, 0; Murray 1-0-0, 0; Team 1-0-0.

Receiving: Marshall: Davis 5-67, 1; Bates 4-27; Spann 2-2; Deitel 1-30; Fitzgerald 1-10; Bradshaw 1-1. Cincinnati: Thomas 9-102; R. Hall 5-38; E. Jackson 4-24, 1; Celek 2-37, 1; Murray 2-20; Daniels 1-8; Poland 1-2.



NORTH TEXAS 24, CINCINNATI 19

2002 New Orleans Bowl • Dec. 17, 2002 • New Orleans, La.

Kevin Galbreath rushed for 130 yards and a touchdown to earn MVP honors as North Texas defeated Cincinnati, 24-19, in the second annual New Orleans Bowl.

After Cincinnati took an early 7-0 lead on a six-yard pass from Gino Guidugli to Tye Keith, North Texas ran off 24 straight points to build a 24-7 advantage.

Patrick Cobbs put the Mean Green ahead for good, 10-7, when he broke free for a 27-yard TD run with 10:53 left in the half. UNT extended the lead to 17-3 at the intermission when Jeremy Pearl returned a Guidugli interception 20 yards for a TD.

Galbreath finished the UNT scoring when he broke loose for a 35-yard TD run on the opening drive of the second half.

The Bearcats rallied as Jonathan Ruffin connected on field goals of 29 and 33 yards, the second allowing him to break his own school record with 13 straight field goals made. Franklin Callicott pulled UC to within 24-19 when he stripped Cobbs of the ball in the backfield and raced 43 yards for a touchdown with 5:15 left. Guidugli's two-point conversion pass fell incomplete.

Cincinnati would not get the chance to come any closer as North Texas used a time-consuming ground game to key an 11-play drive to run out the clock.

Guidugli led the UC offense by completing 19-of-34 passes for 224 yards and a touchdown but the sophomore threw a career-high five interceptions.

DeMarco McCleskey rushed 23 times for 85 yards to set the UC season rushing record with 1,361 yards. Jon Olinger's four catches for 107 yards raising his season receiving total to 1,114 yards, allowed the senior to break Jim O'Brien's 34-year old record of 1,107 receiving yards.

Cincinnati	7	0	6	6	—	19
North Texas	3	14	7	0	—	24

First Quarter:

CIN - Keith 6-yd pass from Guidugli (Ruffin kick), 8:36. UNT - FG Bazaldua 30-yds. 0:58.

Second Quarter:

UNT - Cobbs 27-yd run (Bazaldua kick), 10:53. UNT - Pearl 20-yd interception return (Bazaldua kick), 2:46.

Third Quarter: UNT - Galbreath 35-yd run (Bazaldua kick). CIN - FG Ruffin 29-yds, 9:27; CIN - FG Ruffin 33-yds, 5:02.

Fourth Quarter: CIN - Callicott 43-yd fumble return (pass failed).

Attendance: 19,024

Rushing: Cincinnati: McCleskey 23-85; Hall 2-7; B. Vann 1-1; Guidugli 3-(-8). North Texas: Galbreath 28-130, 1; Cobs 4-29, 1; Hickmon 3-22; Smith 5-8; Branch 2-4; Howard 1-(-1).

Passing: Cincinnati: Guidugli 34-19-5, 224, 1. North Texas: Smith 22-9-1, 126, 0.

Receiving: Cincinnati: Olinger 4-107; Keith 4-44, 1; Hart 3-21; Hall 30-20; McCleskey 3-16; B. Vann 1-16; L. Vann 1-0. North Texas: Howard 5-78; Branch 3-27; Marshall 1-21.





BOWL HISTORY

TOLEDO 23, CINCINNATI 16

2001 Motor City Bowl • Dec. 29, 2001 • Pontiac, Mich.

Chester Taylor rushed for a bowl-record 190 yards, including a game-winning 24-yard touchdown with 3:23 left to lead Toledo to a 23-16 win over Cincinnati in the Motor City Bowl.



Cincinnati had a chance to tie the game in the closing moments but could not score following a first down at the 11 yard line.

Tavares Bolden was 14-for-28 for 135 yards and ran for 99 yards, which helped the Rockets set a Motor City Bowl-record with 322 yards rushing. Toledo held Cincinnati to just 13 yards on the ground, also a record in the five-year history of the bowl.

Taylor's 24-yard touchdown capped an 80-yard drive, which he sparked with three carries for 52 yards. The third-team all-America selection had a bowl-record 31 carries.

After Todd France gave Toledo a 3-0 lead on a 28-yard field goal with 9:24 left in the first quarter, the Bearcats ran off 13 straight points to take a 13-3 halftime lead. Jonathan Ruffin sandwiched field goals from 29 and 46 yards, the latter coming as time expired in the first half, around a 28-yard Gino Guidugli touchdown pass to Tim Walker.

Toledo pulled even after three quarters as France connected on a 42-yard field goal and Tavares Bolden scored on a 28-yard run with 1:44 left in the third. Both teams put together long drives on the first two possessions of the fourth quarter but settled for field goals.

The Rockets went 76 yards on 14 plays over five minutes, but stalled at Cincinnati's 13. France's 30-yard field goal gave them a 16-13 lead with 9:42 left.

The Bearcats then stalled at Toledo's 8 after driving 73 yards. Ruffin's 25-yard kick tied the game with 6:26 to go. The Rockets then drove 80 yards in seven plays with Taylor breaking loose up the middle for the winning score with 3:23 left.

Guidugli was 29-for-46 for 283 yards and a touchdown. Tye Keith caught a bowl-record nine passes for 63 yards.

Cincinnati	0	13	0	3	—	16
Toledo	3	0	10	10	—	23

First Quarter: TOL

- FG France 28-yds, 9:24.

Second Quarter:

CIN - FG Ruffin

29-yds, 9:05.

CIN - Walker 28-yd

pass from Guidugli

(Ruffin kick), 2:43.

CIN - FG Ruffin

46-yds, 0:00.

Third Quarter: TOL - FG France 42-yds, 11:33. TOL - Bolden 28-yd run (France kick), 1:44.

Fourth Quarter: TOL - FG France 30-yds, 9:42. CIN - FG Ruffin 25-yds, 6:26. TOL - Taylor 24-yd run (France kick), 3:23.

Attendance: 44,164

Rushing: Cincinnati: McCleskey 11-18; Jackson 7-9; Guidugli 2-(-14). Toledo: Taylor 31-190, 1; Bolden 7-99, 1; McCray 12-36; Team 1-(-3).

Passing: Cincinnati: Guidugli 46-29-0, 283, 1; Keith 1-0-0, 0, 0. Toledo: Bolden 28-14-1, 135, 0.

Receiving: Cincinnati: Keith 9-63; Vann 8-78; Olinger 3-47; Jackson 3-38; McCleskey 2-18; Wize 2-7; Walker 1-28, 1; Holly 1-4. Toledo: Ford 5-73; McCray 3-14; Johnson 2-23; Greene 2-13; Holmes 1-15; Clarke 1-(-3).

MARSHALL 25, CINCINNATI 14

2000 Motor City Bowl • Dec. 27, 2000 • Pontiac, Mich.

Byron Leftwich threw for one touchdown and rushed for another to help Marshall rally for 16 second-half points to defeat Cincinnati, 25-14, in the Motor City Bowl.



Cincinnati used a pair of DeMarco McCleskey touchdown runs to build a 14-9 halftime lead.

Marshall jumped on top, 7-0, when Leftwich connected with Darius Watts on a 77-yd catch and run. UC came right back, driving 67 yards in nine plays, culminating with McCleskey leaping over the pile to score from two yards out with 8:28 left to tie the game.

The Thundering Herd regained the lead with 2:35 left in the first quarter when Michael Owens tackled running back Ray Jackson in the endzone for a safety.

Antwan Peek recovered a Leftwich fumble at the Marshall 21 to set up McCleskey's second score, a two-yard run with 1:44 left in the half.

Marshall scored a pair of third quarter touchdowns, a one-yard run by Leftwich on its opening drive, and a Frank Wallace four-yard run with 7:24 left.

The Cincinnati offense, which ran up 181 yards of total offense in the first half, struggled after intermission, failing to score on any of its six possessions.

Leftwich paced the Thundering Herd, completing 17-of-30 passes for 221 yards while UC's Deontey Kenner connected on 19-of-39 passes for 189 yards and a pair of interceptions.

Cincinnati	7	7	0	0	—	14
Marshall	9	0	13	3	—	25

First Quarter:

MAR - Watts 77-yd pass from Leftwich (Jenkins kick), 12:48. CIN - McCleskey 2-yd run (Ruffin kick), 8:28. MAR - Safety, running back tackled in endzone, 2:35.

Second Quarter: CIN - McCleskey 2-yd run (Ruffin kick), 10:44.

Third Quarter: MAR - Leftwich 1-yd run (Leftwich Pass failed), 12:01. MAR - Wallace 4-yd run (Jenkins kick), 7:24.

Fourth Quarter: MAR - FG Jenkins 25-yds, 0:43.

Attendance: 52,911

Rushing: Cincinnati: McCleskey 20-72, 2; Jackson 14-61; Garden 1-8; Vann 1-6; Team 1-(-24); Kenner 5-(-27). Marshall: Wallace 20-78, 1; Leftwich 9-21, 1; Carey 1-2.

Passing: Cincinnati: Kenner 39-19-2, 189, 0. Marshall: Leftwich 30-17-1, 221, 1.

Receiving: Cincinnati: Collins-Baker 4-55; Vann 3-42; Chatman 3-42; Keith 3-20; Drewery 2-15; Deatherage 2-13; Jackson 2-2. Marshall: Foye 5-26; Wallace 4-26; Watts 3-90, 1; Poole 3-65; Washington 2-14.

CINCINNATI 35, UTAH STATE 19

1997 Humanitarian Bowl • Dec. 21, 1997 • Boise, Idaho

Chad Plummer threw for a touchdown and ran for another score and Cornelius Bonner caught two touchdown passes as Cincinnati defeated Utah State, 35-19, in the inaugural Humanitarian Bowl.



Deontey Kenner, who rotated at quarterback with Plummer, completed 10-of-16 passes for 124 yards and one touchdown for Cincinnati, which had not played in the postseason since the 1951 Sun Bowl.

Plummer, voted the game's Most Valuable Player, completed 5-of-10 passes for 61 yards while rushing 15 times for 53 yards.

Bonner, who had 48 yards on four receptions, caught touchdown passes of 14-yards each from Plummer and Kenner as the Bearcats raced to a 21-0 halftime lead.

Orlando Smith led Cincinnati in rushing with 82 yards on 15 carries while the Bearcats held a 265-76 advantage in rushing yards while holding the ball for more than 42 minutes.

Following a fumble by Utah State's Demario Brown early in the second half, the Bearcats went 57 yards in seven plays, capped by Plummer's 15-yard scoring run around right end that made it 28-0.

Just 1:03 later, Utah State's Steve Smith turned a five-yard pass from Matt Sauk into a spectacular 75-yard touchdown as he broke tackles and outran the secondary. But Cincinnati answered with a seven-yard scoring run by Orlando Smith on a screen pass that was ruled a lateral.

Melvin Blue's three-yard TD run capped an 80-yard drive in just 1:54, but the Aggies missed the extra point and trailed 35-13 with 29 seconds left in the third quarter.

The Aggies got themselves back in the game two minutes into the fourth quarter. Cincinnati punter Doug Johnson could not handle a high snap and freshman linebacker Brent Passey picked up the loose ball and went 10 yards for the score.

Cincinnati	7	14	14	0	—	35
Utah State	0	0	13	6	—	19

First Quarter:

CIN - Bonner 14-yd pass from Plummer (Judge kick), 4:03

Second Quarter:

CIN - Bonner 14-yd

pass from Kenner

(Judge kick), 14:12.

CIN - L. Smith 1-yd

run (Judge kick),

8:30.

Third Quarter: CIN - Plummer 15-yd run (Judge kick), 8:39. USU - Smith 75-yd pass from Sauk (Bohn kick), 7:31. CIN - O. Smith 7-yd run (Judge kick), 2:28. USU - Blue 3-yd run (kick failed), 0:29.

Fourth Quarter: USU - Passey 10-yd fumble return (Pass failed), 14:18.

Attendance: 16,131

Rushing: Cincinnati: O. Smith 15-78, 1; Plummer 15-53, 1; Cooper 17-47; L. Smith 7-32, 1; Royal 9-24; Isom 1-1; Team 1-(-10). Utah State: Brown 12-56; Smith 2-11; Blue 2-6, 1; Sauk 4-(-10).

Passing: Cincinnati: Kenner 16-10-0, 124, 1; Plummer 9-5-0, 62, 1. Utah State: Sauk 30-12-3, 253, 1.

Receiving: Cincinnati: Bonner 4-48, 2; Collins-Baker 4-36; Plummer 4-64; Monroe 2-26; Royal 1-12. Utah State: Smith 4-136; Jenkins 4-80; Brown 3-29; Damuni 1-8.



BOWL HISTORY

W. TEXAS A&M 14, CINCINNATI 13

1951 Sun Bowl • Jan. 1, 1951 • El Paso, Texas

A missed extra point in the second quarter proved to be the difference as West Texas A&M edged Cincinnati, 14-13, in the 16th annual Sun Bowl.

The Buffaloes took a 7-0 lead three minutes into the second quarter. Bill Cross capped off a 57-yard drive with a three-yard touchdown run.

Cincinnati used the passing game to come back. On a 68-yard scoring drive, quarterback Gene Rossi completed a 36-yard pass to Joe Benzinger and short passes to Dick Jarvis and Dan McKeever. When Dan McKeever was injured on a running play, he was replaced by his brother, Tom, who carried three straight plays, the last a three-yard touchdown.

Jim Kelly's extra-point attempt went wide right and proved to be important as the game progressed.

Cincinnati claimed its first lead, 13-7, when Rossi threw a 17-yard touchdown pass to Bob Stratton and Bill Shalonsky added the extra point. A crucial play in the 69-yard drive came on third down at the UC 43 when Rossi completed a 22-yard pass to Kelly and a West Texas A&M penalty moved the ball to the Buffalo 20.

West Texas A&M used a trick play on a fake punt to score the game-winning touchdown. Faced with a fourth and long, punter Frank Wise moved under center, took the snap and lateraled to the right to quarterback Gene Mayfield. Mayfield completed a pass to Cross at the UC 40 and Cross broke several tackles to finish the 62-yard touchdown pass. Roy Lee Dunn added the extra point to give West Texas A&M a 14-13 lead.

Cincinnati could not take advantage of its best scoring chance in the fourth when Shalonsky's 35-yard field goal attempt went wide right.

West Texas A&M drove 79-yards to the UC one but the Bearcat defense held on a fourth down play. With time running out, the Bearcats moved to the Buffaloes' 27 on a long pass to Kelly, but the game ended when Rossi was sacked on successive plays.

Cincinnati	0	6	7	0	—	13
West Texas A&M	0	7	7	0	—	14

Second Quarter:	TEAM STATISTICS	UC	WTAM
WT- Bill Cross	First downs	12	19
4-yard run (Roy Lee Dunn Kick).	Rushes-yards	37-106	50-238
CIN- Tom McKeever	Passing yards	170	123
3-yard run (kick failed).	Passing A-C-I	30-14-3	15-6-3
	Punts-Avg.	5-30.4	4-39.5
	Fumbles-Lost	3-0	3-0
	Penalties-Yards	8-70	8-80

Third Quarter:
CIN- Bob Stratton
17-yard pass from Gene Rossi (Bill Shalonsky kick). WT- Cross 62-yard pass from Gene Mayfield (Dunn kick).

Attendance: 16,000

Rushing: Cincinnati: Stratton 8-59; T. McKeever 9-40, 1; D. McKeever 4-20; Anthony 4-14; Delaney 3-10; Rossi 9-(-37). West Texas A&M: Wright 23-135; Cross 15-53; Mayfield 10-40; Wise 2-(-10).

Passing: Cincinnati: Rossi 29-14-3, 170, 1; Delaney 1-0-0, 0, 0. West Texas A&M: Mayfield 14-5-3, 103, 1; Wise 1-1-0, 20, 0.

Receiving: Cincinnati: Kelly 5-89; Benzinger 1-34; Jarvis 3-21; Stratton 2-18, 1; Staub 1-9; D. McKeever 1-2, Anthony 1-(-3).



CINCINNATI 33, TOLEDO 13

1949 Glass Bowl • Dec. 3, 1949 • Toledo, Ohio



Bob Stratton scored twice to help guide the 1949 Bearcats to a 33-13 victory over Toledo in the Glass Bowl.

Cincinnati used a strong defense and solid play on special teams to dominate Toledo, 33-13, in the fifth annual Glass Bowl.

After a scoreless first quarter the Bearcats recorded a safety when Jack Tracy trapped Rocket back Emerson Cole in the end zone. Following a Toledo fumble, UC's Bob Stratton scored the first of his two touchdowns on a 10-yard run. He later added a 29-yard TD early in the third quarter.

Gene Gibson showed his open-field running skills with a pair of touchdowns. He returned a punt 76-yards in the third quarter to give the Bearcats a 27-6 lead. On the next possession, Don Jansen intercepted a Toledo pass and pitched it to Gibson who returned it 80 yards for the score.

UC outgained Toledo, 330-286 on offense, but owned a lopsided advantage on special teams. The Bearcats returned punts, kickoffs and interceptions for 258 yards while the Rockets managed only 97 return yards.

Cincinnati	0	15	18	0	—	33
Toledo	0	6	0	7	—	13

Second Quarter: CIN

- Safety, Jack Tracy tackled Emerson Cole in the end zone. CIN- Bob Stratton 10-yard run (George Schuster kick). CIN- Joe Hawk 21-yard pass from Tom O'Malley (kick failed). TOL- Cole 8-yard run (Don Martin kick failed).

Third Quarter: CIN- Stratton 29-yard run (kick failed). CIN - Gene Gibson 76-yard punt return (kick failed). CIN- Gibson 80-yard return of Don Jansen interception (kick failed).

Fourth Quarter: TOL- George Miley 2-yard run (Martin kick)

Attendance: 8,000

Rushing: Cincinnati: Bellamah 16-78; Benzinger 10-62; Stratton 6-51, 2; Sweeney 1-12; Brill 1-5; O'Malley 3-(-11). Toledo: Cole 17-76; Han 7-62; Miley 13-53; Pete 1-6; Hays 3-1; Johnson 5-(-11).

Passing: Cincinnati: O'Malley 20-7-1, 133, 1; Gibson 1-0-0, 0, 0. Toledo: Johnson 11-3-1, 38, 0; Pete 3-2-1, 51, 0; Miley 1-1-0, 10, 0.

Receiving: Cincinnati: Kelly 3-53; Staub 2-48; Hawk 1-21, 1; Stratton 1-11. Toledo: Han 4-79; Laude 1-17; Hays 1-3.

TEAM STATISTICS	UC	UT
First downs	14	12
Rushes-yards	38-197	46-187
Passing yards	133	99
Passing A-C-I	21-8-1	15-6-3
Punts-Avg.	5-32.8	6-37.5
Fumbles-Lost	4-4	3-1
Penalties-Yards	11-95	4-40

CINCINNATI 18, VIRGINIA TECH 6

1947 Sun Bowl • Jan. 1, 1947 • El Paso, Texas



UC made its first bowl appearance in the 1947 Sun Bowl, knocking off Virginia Tech 18-6.

The Bearcats played in their first-ever bowl game in school history, earning an 18-6 victory over Virginia Tech in the 12th annual Sun Bowl.

Both teams struggled offensively in the first half, due largely in part to the three inches of snow that fell in El Paso the day before the game.

The Bearcat offense dominated play in the second half. UC outtrushed the Gobblers, 369 to 34 for the game, scoring all three touchdowns on the ground.

After a scoreless first half, Cincinnati took the second half kickoff and drove 75 yards for the game's first score, a 13-yard run by sophomore Harold Johnson. After holding Virginia Tech to just three plays on offense in the next possession, the Bearcats regained possession and drove 52 yards for the second score, taking a 12-0 lead on junior fullback Hugo Sabato's one-yard run.

Virginia Tech cut the lead to 12-6 early in the fourth quarter when Ralph Beard capped off a 55-yard drive with a three-yard touchdown run.

Johnson emerged as the defensive leader for the Bearcats, intercepting a pass in the end zone late in the third quarter to stop a potential game-tying drive.

With time running out, Tech drove into Cincinnati territory, before Johnson made his second interception, returning it deep into Gobbler territory. Three plays later, Don McMillan scored on a quarterback sneak from three yards to provide the final margin.

Cincinnati finished the season with a 9-2 record, including wins over defending Big Nine champions Indiana and Michigan State.

Cincinnati	0	0	12	6	—	18
Virginia Tech	0	0	0	6	—	6

Third Quarter:

CIN- Harold Johnson
13-yard run (kick failed). CIN - Hugo Sabato 1-yard run (kick failed).

Fourth Quarter:

VT- Ralph Beard
3-yard run (kick failed). CIN- Don McMillan 3-yard run (kick failed)

Attendance: 10,000

TEAM STATISTICS	UC	VT
First downs	16	13
Rushes-yards	369	34
Passing yards	94	85
Passing A-C-I	18-5-3	15-4-2
Punts-Avg.	6-19.0	7-40.6
Fumbles-Lost	0-0	0-0
Penalties-Yards	9-100	3-25





UC BOWL RECORDS



Dominick Goodman

SCORING

<i>Points</i>	
12 Bob Stratton.....	1949
12 Gene Gibson.....	1949
12 Cornelius Bonner.....	1997
12 DeMarco McCleskey.....	2000
12 Kevin Lovell.....	2004
12 Dominick Goodman (PJB).....	2007
12 Dominick Goodman (INT).....	2007

Touchdowns

2 Bob Stratton.....	1949
2 Gene Gibson.....	1949
2 Cornelius Bonner.....	1997
2 DeMarco McCleskey.....	2000
2 Dominick Goodman (PJB).....	2007
2 Dominick Goodman (INT).....	2007

Points (Career)

24 Dominick Goodman.....	2005-09
--------------------------	---------

TDs (Career)

4 Dominick Goodman.....	2005-09
-------------------------	---------

Kick Points

12 Kevin Lovell.....	2004
----------------------	------

Kick Points (Career)

21 Kevin Lovell.....	2004-07
----------------------	---------

Extra Points Made

5 Joe Judge.....	1997
------------------	------

Extra Points Att.

5 Joe Judge.....	1997
5 George Schuster.....	1949

FGM

3 Jonathan Ruffin.....	2001
3 Kevin Lovell.....	2004

FGA

3 Jonathan Ruffin.....	2001
3 Kevin Lovell.....	2004

FGM (Career)

5 Jonathan Ruffin.....	2000-02
5 Kevin Lovell.....	2004-07

FGA (Career)

5 Jonathan Ruffin.....	2000-02
5 Kevin Lovell.....	2004-07

RUSHING

Rushing Attempts

23 DeMarco McCleskey.....	2002
---------------------------	------

Rushing Yards

85 DeMarco McCleskey.....	2002
---------------------------	------

Rushing Touchdowns

2 Bob Stratton.....	1949
2 DeMarco McCleskey.....	2000

Longest Rush

52 Allen Richards.....	1947
------------------------	------

Rushing Attempts (Career)

54 DeMarco McCleskey.....	2000-02
---------------------------	---------

Rushing Yards (Career)

175 DeMarco McCleskey.....	2000-02
----------------------------	---------

Rushing TDs (Career)

3 Bob Stratton.....	1949-51
---------------------	---------

PASSING

Passing Attempts

52 Ben Mauk (PJB).....	2007
------------------------	------

Passing Completions

30 Ben Mauk (PJB).....	2007
------------------------	------

Passing Yards

334 Ben Mauk (PJB).....	2007
-------------------------	------

Passing Touchdowns

4 Ben Mauk (PJB).....	2007
-----------------------	------

Passing Interceptions

5 Gino Guidugli.....	2002
----------------------	------

Longest Pass

55 Guidugli to Olinger.....	2002
-----------------------------	------

Passing Attempts (Career)

116 Gino Guidugli.....	2001-02-04
------------------------	------------

Passing Comp. (Career)

72 Gino Guidugli.....	2001-02-04
-----------------------	------------

Passing Yards (Career)

738 Gino Guidugli.....	2001-02-04
------------------------	------------

TOTAL OFFENSE

Most Plays

64 Ben Mauk.....	2007
------------------	------

Most Yards

375 Ben Mauk.....	2007
-------------------	------

Plays (Career)

124 Gino Guidugli.....	2001-02-04
------------------------	------------

Yards (Career)

728 Gino Guidugli.....	2001-02-04
------------------------	------------

RECEIVING

Receptions

9 Tye Keith.....	2001
9 Hannibal Thomas.....	2004

Receiving Yards

158 Mardy Gilyard.....	2009
------------------------	------

Receiving Touchdowns

2 Cornelius Bonner.....	1997
2 Dominick Goodman (PJB).....	2007
2 Dominick Goodman (INT).....	2007

Receptions (Career)

20 Dominick Goodman.....	2005-09
--------------------------	---------

Receiving Yards (Career)

255 Dominick Goodman.....	2005-09
---------------------------	---------

ALL-PURPOSE YARDS

Most All-Purpose Yards (Career)

572 Mardy Gilyard.....	2007-10
------------------------	---------

Most All-Purpose Yards

255 Mardy Gilyard.....	2009
(158 receiving, 97 kickoff return)	

PUNT RETURNS

Returns

4 Tinker Keck.....	1997
--------------------	------

Punt Return Yards

147 Gene Gibson.....	1949
----------------------	------

Punt Return Best Avg. (3 ret.)

49.0 Gene Gibson.....	1949
-----------------------	------

KICKOFF RETURNS

Kickoff Returns

8 Mardy Gilyard.....	2010
----------------------	------

Return Yards

207 Mardy Gilyard.....	2010
------------------------	------

Kickoff Returns Best Average

25.9 Mardy Gilyard.....	2010
-------------------------	------

PUNTING

Punts

7 Adam Wulfbeck.....	2001
----------------------	------

Punting Yards

344 Adam Wulfbeck.....	2001
------------------------	------

Punting Highest Avg.

50.5 Kevin Huber.....	2007
-----------------------	------

Long Punt

60 Adam Wulfbeck.....	2001
-----------------------	------

Most Punts (Career)

12 Adam Wulfbeck.....	2000-01
-----------------------	---------

Most Punting Yards (Career)

493 Adam Wulfbeck.....	2000-01
------------------------	---------

Punting Best Avg. (Career)

41.1 Adam Wulfbeck.....	2000-01
-------------------------	---------



UC BOWL RECORDS

DEFENSE

Total Tackles

14 Doug Monaghan	2001
------------------------	------

Solo Tackles

10 Terrill Byrd	2009
-----------------------	------

Assisted Tackles

9 Doug Monaghan	2001
9 Jason Hunt	2001

Tackles For Loss

4 Terrill Byrd	2009
----------------------	------

TFL Yards

20 Derrick Ransom	1997
-------------------------	------

QB Sacks

2 Alex Daniels	2010
2 Terrill Byrd	2007 (PJB)

QB Sacks Yds

13 Derrick Ransom	1997
-------------------------	------

Interceptions

3 DeAngelo Smith	2007 (PJB)
------------------------	------------

Int. Return Yards

88 Gene Gibson	1949
----------------------	------

Long Int. Return

80 Gene Gibson	1949
----------------------	------

Interception TD

1 Gene Gibson	1949
1 John Bowie	2007 (INT)

Passes Defended

6 Brad Jackson	1997
----------------------	------

Fumbles Rec.

1 five times

Fumbles Forced

2 Franklin Callicott	2002
----------------------------	------

TEAM RECORDS

TOTAL OFFENSE

Most Plays	90 in 1997
Most Yards	463 in 1947
Fewest Plays	54 in 2009
Fewest Yards	276 in 1951
First Downs, Total	24 in 2000 and 2004
First Downs, Rushing	12 in 1997
First Downs, Passing	16 in 2007 (PJB)
First Downs, Penalty	4 in 2000

RUSHING

Most Attempts	65 in 1997
Most Yards	369 in 1947
Most Touchdowns	3 in 1947 & 1997
Fewest Attempts	20 in 2001
Fewest Yards	13 in 2001
Fewest Touchdowns	0 in 2001, 2002, 2007, 2009

PASSING

Most Attempts	52 in 2007 (PJB)
Most Completions	30 in 2007 (PJB)
Most Yards	334 in 2007 (PJB)
Most Touchdowns	4 in 2007 (PJB)
Most Interceptions	5 in 2002
Fewest Attempts	18 in 1947
Fewest Completions	5 in 1947
Fewest Yards	94 in 1947
Fewest Interceptions	0 in 1997, 2000, and 2010

MISCELLANEOUS

Most Points	35 in 1997
Least Points	7 in 2009
Touchdowns	5 in 1949 and 1997
Most Fumbles	4 in 1949
Most Fumbles Lost	4 in 1949
Most Penalties	11 in 2000
Most Penalty Yards	100 in 1947
Most Interceptions	3 (four times, last in 2007) (PJB)
Most Int. Return Yards	89 in 1949
Time of Possession	42:17 in 1997
Third Down Conv.	636 (14-of-22) in 1997
Fourth Down Conv.	667 (2-of-3) in 2004
Bowl Attendance	73,602 in 2009

PJB - Papajohn's.com Bowl; INT - International Bowl.





CINCINNATI FOOTBALL



2011 SCHEDULE

Sept. 1	AUSTIN PEAY	Oct. 22	at USF *
Sept. 10	at Tennessee	Nov. 5	at Pittsburgh *
Sept. 17	AKRON	Nov. 12	WEST VIRGINIA * ^
Sept. 22	NC STATE	Nov. 19	at Rutgers *
Oct. 1	at Miami (OH)	Nov. 26	at Syracuse *
Oct. 15	LOUISVILLE * ^	Dec. 3	CONNECTICUT *

Home Games In **BOLD CAPS**; *-BIG EAST Conference Game; ^-Played at Paul Brown Stadium

GoBEARCATS.com