

# CINCINNATI



2013 FOOTBALL MEDIA GUIDE







# CINCINNATI

UC SPORTS COMMUNICATIONS: RICHARD E. LINDNER CENTER // 2751 O'VARSITY WAY SUITE 860 CINCINNATI, OHIO 45221-0021 // GOBEARCATS.COM

## 2013 UNIVERSITY OF CINCINNATI FOOTBALL

### SCHEDULE

<b>AUGUST</b>		
31	<b>PURDUE</b> (ESPN)	Noon
<b>SEPTEMBER</b>		
7	at Illinois (ESPN2/ESPN)	Noon
14	<b>NORTHWESTERN STATE</b> (ESPN3)	7 p.m.
21	at Miami (Ohio)	TBA
<b>OCTOBER</b>		
5	at USF *	TBA
11	<b>TEMPLE</b> * (ESPN/ESPN2)	8:30 p.m.
19	<b>CONNECTICUT</b> *	TBA
30	at Memphis * (ESPN2)	8 p.m.
<b>NOVEMBER</b>		
9	<b>SMU</b> *	TBA
16	at Rutgers *	TBA
23	at Houston *	TBA
<b>DECEMBER</b>		
5	<b>LOUISVILLE</b> * (ESPN)	7:30 p.m.

\*-American Athletic Conference game; Home games in **BOLD CAPS**; all times eastern.

### COACHING STAFF

TOMMY TUBERVILLE	Head Coach
ROBERT PRUNTY	Associate HC/DE
EDDIE GRAN	Offensive Coordinator/RB
ART KAUFMAN	Defensive Coordinator/LB
TYSON HELTON	ST Coordinator/TE
DARIN HINSHAW	Passing Game Coord./QB
STEVEN CLINKSCALE	Defensive Backs
DARREN HILLER	Offensive Line
BLAKE ROLAN	Wide Receivers
FRED TATE	Defensive Tackles

### NATIONAL WATCH LISTS

GREG BLAIR	Bednarik & Butkus
AUSTEN BUJNOCH	Lombardi & Outland
ERIC LEFELD	Outland
JORDAN LUAllen	Allstate/AFCA Goodworks
TONY MILIANO	Groza

### SPORTS COMMUNICATIONS

**RYAN KOSLEN**.....Asst. AD/Football Contact  
 Phone (O/C):.....513-556-5186/513-497-3132  
 Email:.....Ryan.Koslen@uc.edu  
 Twitter:.....@Koz\_UC

**CORY HALL**.....Sr. Director/Secondary Contact  
 Phone (O/C):.....513-556-5186/515-419-1755  
 Email:.....Cory.Hall@uc.edu  
 Twitter:.....@hallCthree

Web:.....GoBEARCATS.com  
 Twitter.....@GoBEARCATS | @Bearcats\_FB  
 Nippert Stadium Press Box:.....513-556-1010

PRESENTING SPONSOR



### 2013 TEAM INFORMATION

Basic Offense .....	Multiple
Basic Defense .....	Multiple
Letterwinners Returning/Lost .....	43/23
O   D   ST .....	20/9   21/10   2/2
Starters Returning/Lost .....	17/10
O   D   ST .....	7/4   6/5   2/1

### 2012 INFORMATION

Overall Record .....	10-3
Home/Road/Neutral .....	6-1/2-2/0
BIG EAST Record/Finish .....	5-2/t-1st
Final Ranking .....	RV (AP); No. 22 (USA Today)

### SETTING THE SCENE

- » The University of Cincinnati football team will be playing in its 126th season in 2013. The Bearcats' program dates to 1885 and is one of the 10 oldest in major college football.
- » UC has won four of the final five BIG EAST Championships and has played in a bowl game in six of the past seven seasons and two straight years.
- » The Bearcats have won 65 games over the last six years, the most among the current American Athletic Conference.
- » The Bearcats are 20-6 over the past two seasons with two BIG EAST titles and a win over SEC foe Vanderbilt in the 2011 AutoZone Liberty Bowl and a 2012 Belk Bowl victory over ACC opponent Duke.

### WELCOME TO TUBERVILLE

- » Tommy Tuberville, a 17-year head coaching veteran was named the 41st football head coach at the University of Cincinnati on Dec. 8, 2012.
- » Tuberville, widely regarded as one of the top coaches and recruiters in the collegiate game, comes to Cincinnati after three years at Texas Tech.
- » In three seasons in Lubbock, Tuberville led the Red Raiders to a 20-17 mark and a pair of bowl appearances. In 17 seasons as a head coach, he holds a 130-77 career record with head coaching stops at Texas Tech, Auburn and Ole Miss.

### QUICK SLANTS

- » UC begins play in the re-branded American Athletic Conference in 2013.
- » Nippert Stadium now features a new UBU Sports' Speed Series S5-M synthetic turf system, the same product used at Paul Brown Stadium, the Mercedes Benz Superdome in New Orleans and the Metrodome in Minneapolis, Minn.
- » Senior QB Brendon Kay was granted a sixth year of eligibility on Dec. 17, 2012 after the NCAA approved his request for an extension of eligibility waiver. The 2012 Belk Bowl MVP after going 17-of-25 for a career high 332 yards and four TDs, Kay played in 11 games, starting the last five at QB and helping to lead UC to a 4-1 record.
- » Senior LB Greg Blair, a First-Team All-BIG EAST selection, will also return in 2013 after the NCAA granted him a medical hardship for the 2011 season. The First-Team All-BIG EAST honoree ranked 12th nationally, led UC and the BIG EAST with 138 tackles, averaging 10.6 per game.
- » UC returns its entire starting offensive line for the 2013 season, including First-Team All-BIG EAST selections Austen Bujnoch and Eric Lefeld and sophomore Parker Ehinger, who earned FWAA Freshman All-America honors in 2012.

### BIG PICTURE

- » UC is the only school in the country among the BCS AQ Conferences (American, ACC, Big Ten, Big 12, Pac-12, SEC) to win four conference titles in the last five years.
- » Boise State has won four as well, three in the WAC and one in the Mountain West, both non-AQ leagues.
- » UC is one of only four NCAA FBS AQ programs to have won

10 games in five of the past six seasons, joining Alabama, Oklahoma and Oregon.

- » UC has six double-digit win seasons in 125 years of football.

### GET THE YELLOW TAPE READY

- » Nippert Stadium will undergo an \$86-million renovation and expansion starting in December of 2013.
- » The 98-year old facility will feature a new five-story west side pavilion as well as concourse, restroom and concession enhancements on both the west and east sides.
- » UC will play off site in 2014, likely at Paul Brown Stadium downtown and return to Nippert in 2015, the 100th anniversary of original construction on the stadium.

### WHO'S NEXT?

- » Over the past three seasons, UC has featured a 1,000-yard rusher in each campaign. Isaiah Pead accomplished the feat in both 2010 and 2011 and George Winn did it in 2012.
- » Heading into the season, Ralph David Abernathy IV is listed as the starter but will face competition from sophomore Tion Green and incoming junior-college transfers Hosey Williams and Rodriguez Moore.

NAME	YR.	ATT.	YDS.	TD	YPC	100-YD GMS.
Pead	10	157	1029	6	6.6	4
Pead	11	237	1259	12	5.3	6
Winn	12	243	1334	13	5.5	6

### WHAT UC RETURNS IN 2013

CATEGORY	PCT. RETURNING
Starters .....	68% (17/25)
Letterwinners .....	65% (43/66)
Passing Yards .....	98% (3,028/3,104)
Rushing Yards .....	45% (1,168/2,619)
Receiving Yards .....	39% (1,218/3,104)
Passing Touchdowns .....	92% (23/25)
Rushing Touchdowns .....	44% (11/25)
Receiving Touchdowns .....	36% (9/25)
Receptions .....	39% (82/210)
Tackles .....	53% (509/961)
Sacks .....	42% (13/31)
Interceptions .....	50% (8/16)

## 2013 UNIVERSITY OF CINCINNATI FOOTBALL

### QUICK FACTS

#### GET CONNECTED:



GoBEARCATS.com  
InsideBearcatsFootball.com



@GoBEARCATS  
@Bearcats\_FB | @TTuberville



UniversityofCincinnatiBearcats

#### GENERAL INFORMATION

Location .....	Cincinnati, OH 45221
Founded .....	1819
Enrollment .....	42,421
Conference .....	American Athletic
Nickname .....	Bearcats
Colors .....	Red (PMS 186) & Black
Home Field .....	Nippert Stadium
Surface/Capacity .....	UBU Sports' Speed Series S5-M/35,000
President .....	Santa Jeremy Ono, PhD
Director of Athletics .....	Whit Babcock
Faculty Representative .....	David M. Szymanski, PhD

#### HISTORY

First Year of Football .....	1885
All-Time Record .....	571-556-51
All-Time Bowl Record .....	8-6
Last Bowl .....	2012 Belk
Last Bowl Opponent .....	Duke (W, 48-34)

#### 2013 TEAM INFORMATION

Basic Offense .....	Multiple
Basic Defense .....	Multiple
Letterwinners Returning/Lost .....	43/23
0   D   ST .....	20/9   21/10   2/2
Starters Returning/Lost .....	17/10
0   D   ST .....	7/4   6/5   2/1

#### 2012 INFORMATION

Overall Record .....	10-3
Home/Road/Neutral .....	6-1/2-2/0
BIG EAST Record/Finish .....	5-2/t-1st
Final Ranking .....	RV (AP); No. 22 (USA Today)

#### COACHING STAFF

Head Coach .....	Tommy Tuberville
Alma Mater .....	Southern Arkansas '76
Twitter .....	@TTuberville
Record at UC/Years .....	0-0/First
Career Record/Years .....	130-77/17
Football Office Phone .....	(513) 556-4110
Best time to reach coach .....	Contact SID
Assoc. Head Coach/DE .....	Robert Prunty
Defensive Coordinator/LB .....	Art Kaufman
Offensive Coordinator/RB .....	Eddie Gran
Passing Game Coordinator/QB .....	Darin Hinshaw
Special Teams Coordinator/TE .....	Tyson Helton
Asst. Coaches .....	Steven Clinkscale (DB), Darren Hiller (OL), Blake Rolan (WR), Fred Tate (DL)
Defensive Graduate Assistants .....	Luke Goodwin (Def.), Eddie Hicks (Off.)
Offensive Graduate Assistants .....	Marc Nudelburg (Off.), LaDarrius Stallings (Off.)
Quality Control Assistants .....	Marc McMillan (Def.), Jesse Smith (Off.)

#### FOOTBALL SUPPORT STAFF

Asst. Director of Athletics/Football Ops .....	John Widecan
Director of Player Development .....	Antrione Archer
Director of High School & Player Relations .....	Vince Suriano
Director of Athletic Equipment .....	Blake Reid
Director of Football Recruiting .....	Mike Vaughn
Director of Football Video .....	Greg Bruner
Assistant Director/Football Equipment .....	Patrick Screen
Assistant Director/Football Video .....	Adam Niemeyer
Assistant Director/Football Operations .....	Adam Hannon
Assistant to the Head Coach .....	Sherry Murray

#### SPORTS PERFORMANCE

Asst. AD/Sports Performance .....	Joe Walker
Director Of Strength & Conditioning (FB) .....	David Neill, Orlando Smith

#### SPORTS MEDICINE

Assoc. AD/Sports Medicine .....	Bob Mangine
Head Athletic Trainer .....	Joseph T. Rauch
Assoc. Head Athletic Trainer/FB .....	Emi Matsuno

#### DIRECTIONS TO NIPPERT STADIUM

The physical address for Nippert Stadium is 99 West Corry Street Cincinnati, OH 45219

#### FROM I-71 South (Columbus)

- » I-71 south to Exit 3 - Taft Road (Taft is one-way going west).
- » Stay on Taft approximately seven blocks to the intersection of Jefferson Avenue. University Plaza will appear on the right.
- » Turn right at the University Plaza onto Jefferson Avenue.
- » At the first light, turn left on Corry Street.
- » Corry and Calhoun Garages are on the left.

#### FROM U.S. 50 (Portsmouth and East)

- » U.S. 50 to Taft Road (Taft is one-way going west).
- » Stay on Taft to the intersection of Jefferson Avenue.
- » Turn right at the University Plaza onto Jefferson Avenue.
- » At the first light, turn left on Corry Street.
- » Corry and Calhoun Garages are on the left.

#### FROM I-75 North or South

- » Take Exit 3 - Hopple Street. At the end of the ramp (stop light) turn left (east).
- » Cross over interstate and through Central Parkway. Hopple eventually becomes Martin Luther King Drive, the campus will appear on the right.
- » At the sixth light, turn right onto Jefferson Avenue.
- » At the second light, Corry Street, turn right.
- » Corry and Calhoun Garages are on the left.

#### FROM I-74 (Indianapolis and West)

- » Take I-74 to I-75 south
- » Follow directions above from I-75.

Fifth Third Arena at Shoemaker Center is to the right with Nippert Stadium next to it. Armory Fieldhouse is behind the Shoemaker Center. Gettler Stadium is on the left.

#### GAMEDAY PARKING

Media parking on football gamedays will be provided, if available, in Calhoun Garage, CCM Garage, Corry Garage, University Avenue Garage and Varsity Village Garage. Cash parking is on a space available basis for \$10 per car in the Campus Green, Woodside, Clifton Court (enter from Clifton Avenue), and Eden Garages (located on the East Campus and a free shuttle service will be provided).

collegepressbox.com

collegepressbox.com is the official media website for American Athletic Conference football. Access and download weekly game notes, quotes, statistics, media guides, headshots, logos and more for the conference and each of its member schools. Login information will be distributed to accredited media or you can apply for a password by sending an e-mail to [password@collegepressbox.com](mailto:password@collegepressbox.com).



## MEDIA INFORMATION

### SPORTS COMMUNICATIONS

The University of Cincinnati Sports Communications Office is ready to assist you in every way possible to make the experience of covering UC Athletics productive and rewarding. For this reason, we have developed policies and procedures which will require cooperation on the part of the media. Not complying with these policies will result in the refusal of credentials/access.

Richard E. Lindner Center • Suite 860 • 2751 O'Varsity Way • Cincinnati, OH 45221-0021

SID Phone ..... 513-556-5191  
 Fax ..... 513-556-0619  
 Press Box Phone (Nippert) ..... 513-556-1010  
 Website (University) ..... GoBEARCATS.com  
 Website (Football Specific) ..... InsideBearsFootball.com  
 Twitter ..... @GoBEARCATS | @BearsFB  
 Facebook ..... Facebook.com/UniversityofCincinnatiBears

**Ryan Koslen ..... Assistant AD/Football Contact**  
**513-497-3132 ..... Ryan.Koslen@uc.edu**  
**Cory Hall ..... Senior Director/No. 2 Football Contact**  
**515-419-1755 ..... Cory.Hall@uc.edu**

Desirée Reed-Francois ..... Sr. Assoc. AD/SWA  
 513-556-0556 ..... Desiree.Reed@uc.edu  
 Andre Foushee ..... Senior Director  
 513-556-5182 ..... Andre.Foushee@uc.edu  
 Katie Botsis ..... Director/Credentials Contact  
 513-556-5191 ..... Katie.Botsis@uc.edu  
 Michael Scholl ..... Senior Director  
 513-556-0618 ..... Michael.Scholl@uc.edu  
 Alex Lange ..... Assistant Director  
 513-556-5145 ..... Alex.Lange@uc.edu  
 Tom Gelehrter ..... Senior Director/Video Contact  
 513-502-0113 ..... Tom.Gelehrter@uc.edu

### MEDIA CREDENTIALS

Requests for official working media credentials should be directed to the UC Sports Communications Office. All requests should be received no later than noon, three days prior to the game. Visit the football page at GoBEARCATS.com to request credentials online. Season credentials will be available for pickup prior to the first game. No credentials will be mailed after Tuesday preceding the game. Thereafter, credentials may be picked up on gameday at the media will call located on the west side of Fifth Third Arena at the ticket windows.

### SCOUTING PASSES

Professional scouts may obtain credentials through UC's Sports Communications Office. Scouts will be issued seating in the press box on a space-available basis.

### SIDELINE PASSES

The University of Cincinnati follows NCAA guidelines regarding media representatives on the sidelines. Photographers and videographers are permitted to shoot between the 25-yard lines and the goal lines on both sidelines, or anywhere behind the restraining line in the end zone.

### PRESS BOX SERVICES

Complete stats, scoring summaries, running play-by-play, quickie stats and post-game notes and quotes are provided by the UC Sports Communications Office. Pregame food service is available beginning approximately two hours prior to kickoff, while beverages are available throughout the contest. This service is provided as a courtesy to working media. In addition, concession areas are available within the stadium confines. Wireless internet is available in the press box at Nippert Stadium. Members of the UC Sports Communications staff will be available to assist you. There is no access fee.

### GOING GREEN

Starting with the 2010 season, the University of Cincinnati will no longer print media guides. Complete information, including a record book/media supplement will be made available on the football page at www.GoBEARCATS.com.

### #BEARCATS

When tweeting and engaging others on social media networks about UC or the Bearcats, please use #Bearcats.

### ON THE WEB

Information on the University of Cincinnati football team is available at www.GoBEARCATS.com. To receive the UC updates via email, please send a request to Ryan Koslen (ryan.koslen@uc.edu). Information on the American Athletic Conference and all member institutions is also available through the league's web site at www.TheAmerican.org.

### WEEKLY MEDIA LUNCHEON

UC holds a weekly media luncheon each Tuesday in the second floor Bob Goin Team Room of Richard E. Lindner Center. Lunch is served at 11:30 a.m., selected players are available for one-on-one interviews from 11:45-noon, and head coach Tommy Tuberville takes the podium at noon.

### PRACTICES

During a typical Saturday game week, media may interview players and coaches immediately following practice on either Tuesday or Wednesday. Practice is generally closed to the public. Anyone hoping to observe practice should contact UC Sports Communications in advance. Failure to do so may result in an individual's removal from the venue. During regular-season practices, unless otherwise noted, still and television photographers will be allowed to shoot stretching and the first 20 minutes (four periods). At the conclusion of practice, head coach Tommy Tuberville will address the media on the field. First-year players, including freshmen and transfers, will be made available to the media only after they have made a significant contribution or at the coach's discretion.

### WEB VIDEO CONTENT

Per UC's multimedia contract with IMG College, UC coaches, players, and administrators are not permitted to take part in one-on-one interviews or feature stories that will be made available exclusively for internet distribution.

### INTERNET POLICIES

Live updating of websites, blogs and social network feeds is not allowed during practices.

### POSTGAME INTERVIEWS

The UC locker room will remain closed following all football games. Media should request players through UC Sports Communications personnel for the media room during the fourth quarter. Media will be allowed to enter the field (for home games) late in the fourth quarter but will not be allowed to conduct interviews with UC football players on the field (home or away). Only the originating television and radio networks will be allowed to conduct interviews on the field.

Coach Tuberville will address the media in Room 3200 of the Campus Recreation & Wellness Center following home games. Players will be brought into the interview area as soon as possible.

Postgame availability on the road will be determined on gameday. Please see football contact Ryan Koslen for details.

### AMERICAN ATHLETIC TELECONFERENCE

The American Athletic Conference will hold a weekly teleconference of the league's 10 head football coaches, beginning Monday, Aug. 26, and continuing each Monday through the 2013 season.

The call begins at 11 a.m. ET, with the order of schools as follows:

11 a.m.	Conference news/award winners
11:10 a.m.	Kyle Flood, Rutgers
11:20 a.m.	Charlie Strong, Louisville
11:30 a.m.	June Jones, SMU
11:40 a.m.	Paul Pasqualoni, UConn
11:50 a.m.	Tony Levine, Houston
<b>Noon</b>	<b>Tommy Tuberville, Cincinnati</b>
12:10 p.m.	Willie Taggart, USF
12:20 p.m.	Matt Rhule, Temple
12:30 p.m.	Justin Fuente, Memphis
12:40 p.m.	George O'Leary, UCF

For those who are not able to participate during the live teleconference, an archive of Monday's call will be available on the American Athletic Conference website at www.TheAmerican.org, normally within an hour of the call's completion.

# 2013 UNIVERSITY OF CINCINNATI FOOTBALL

## MEDIA CALENDAR

Listed below is a tentative schedule of media opportunities entering the 2013 season. During a typical game week, Head Coach Tommy Tuberville will be available on the on a Sunday teleconference, on the American Athletic Conference Coaches Call Monday, at his press conference on Tuesday and following practice on Wednesday. Players will be available following practice on Tuesdays and Wednesdays and once conference play begins, at press conferences on Tuesday. Call-in information for the Sunday conference call will be distributed once it becomes available. Parties interested in joining the American Athletic Conference call each Monday should contact Chuck Sullivan in the conference office for the number and passcode. The sports information office will send out an updated media availability listing each week during the season.

SUN.	MON.	TUES.	WED.	THURS.	FRI.	SAT.	SUN.	MON.	TUES.	WED.	THURS.	FRI.	SAT.
4 PLAYERS REPORT	5 FIRST PRACTICE	6	7	8	9 DEPART FOR HIGHER GROUND	10	6 Tuberville Conference Call	7 American Coaches Call  Player Interviews	8 UC Press Conference Noon	9	10	11 GAME 6 TEMPLE 8:30 p.m. • Nippert	12
11	12	13	14 PHOTO DAY	15	16	17	13 Tuberville Conference Call	14 American Coaches Call	15 UC Press Conference Noon  Player Interviews	16	17	18	19 GAME 7 CONNECTICUT TBA • Nippert
18 MEET THE TEAM EVENT KING'S ISLAND	19	20	21	22	23 RETURN FROM HIGHER GROUND	24	20 Tuberville Conference Call	21 American Coaches Call	22	23	24	25	26 Player Interviews
25 STUDENT- ATHLETE WELCOME BACK	26 American Coaches Call	27 UC Press Conference Noon  Player Interviews	28 Player Interviews	29	30	31 GAME 1 PURDUE Noon • Nippert	27	28 American Coaches Call	29	30 GAME 8 @Memphis 8 p.m.	31	NOV. 1	2
SEPT. 1 Tuberville Conference Call	2 American Coaches Call	3 UC Press Conference Noon  Player Interviews	4 Player Interviews	5	6	7 GAME 2 @Illinois Noon	3 Tuberville Conference Call	4 American Coaches Call	5 UC Press Conference Noon  Player Interviews	6	7	8	9 GAME 9 SMU TBA • Nippert
8 Tuberville Conference Call	9 American Coaches Call	10 UC Press Conference Noon  Player Interviews	11 Player Interviews	12	13	14 GAME 3 NW STATE 7 p.m. • Nippert	10 Tuberville Conference Call	10 American Coaches Call	12 UC Press Conference Noon  Player Interviews	13	14	15	16 GAME 10 @Rutgers TBA
15 Tuberville Conference Call	16 American Coaches Call	17 UC Press Conference Noon  Player Interviews	18 Player Interviews	19	20	21 GAME 4 @Miami (Ohio) TBA	17 Tuberville Conference Call	18 American Coaches Call	19 UC Press Conference Noon  Player Interviews	20	21	22	23 GAME 11 @Houston TBA
22 Tuberville Conference Call	23 American Coaches Call	24	25	26	27	28	24 Tuberville Conference Call	25 American Coaches Call	26	27	28	29	30
29	30 American Coaches Call	OCT. 1 UC Press Conference Noon  Player Interviews	2	3	4	5 GAME 5 @ USF TBA	DEC. 1 Player Interviews	2 American Coaches Call	3 UC Press Conference Noon	4	5 GAME 12 LOUISVILLE 7:30 p.m. • Nippert	6	7

## UC SPORTS COMMUNICATIONS STAFF



**DESIREE REED-FRANCOIS**  
Sr. Assoc. AD/SWA  
Cell: 865-385-8833  
Desiree.Reed@uc.edu



**RYAN KOSLEN**  
Assistant AD  
Cell: 513-497-3132  
Ryan.Koslen@uc.edu




**ANDRE FOUSHEE**  
Senior Director  
Cell: 859-797-7871  
Andre.Foushee@uc.edu



**KATIE BOTSIS**  
Director  
Cell: 269-760-6639  
Katie.Botsis@uc.edu



**ALEX LANGE**  
Assistant Director  
Cell: 859-802-4867  
Alex.Lange@uc.edu



**CORY HALL**  
Senior Director  
Cell: 515-419-1755  
Cory.Hall@uc.edu



**MICHAEL SCHOLL**  
Senior Director  
Cell: 574-876-6248  
Michael.Scholl@uc.edu



**TOM GELEHRTER**  
Sr. Director/New Media  
Office: 513.556.1275  
tom.gelehrter@uc.edu



**SHANE HARRISON**  
Asst. Director/Creative Svcs.  
Cell: 513.556.5004  
shane.harrison@uc.edu

## RADIO

University of Cincinnati fans have had no trouble tracking the Bearcats due to their radio network.

700 WLW begins its 20th season as the Bearcats' broadcast partner. The station's 50,000-watt signal can project UC games to 38 states and a third of Canada, and worldwide via 700WLW.com, making it possible for UC football fans to hear every game.

WLW augments the broadcast coverage with pregame and postgame programming. Additionally, head coach Tommy Tuberville is featured on an hour-long call-in show each week from the original Montgomery Inn, allowing Cincinnati fans to meet the coach and ask their questions up close and personal.

## ON-AIR TALENT



Dan Hoard

*DAN HOARD – Play-by-Play*

Dan Hoard is in his 14th season as the Voice of the Bearcats, handling the play-by-play duties for the football and men's basketball teams. Hoard, also the radio announcer for the Cincinnati Bengals, first served as UC's over-the-air voice in 1996 and handled the play-by-play on the local television telecasts from 1996-2000. He took over the radio play-by-play duties in 2000.



Jim Kelly, Jr.

*JIM KELLY, JR. – Color Analyst*

Jim Kelly, a standout receiver for the Bearcats in the mid-1970's, returns for his 23rd season as an analyst. Jim is the son of the late Jim Kelly, Sr., who was associated with UC for over 40 years as an athlete, assistant coach, and administrator. Kelly, Jr. followed in his father's footsteps as an athlete and started three seasons as a wide receiver for UC in the mid-1970's.



Tom Gelehrter

*TOM GELEHRTER – Sideline Reporter*

Tom Gelehrter is in his seventh year as the sideline reporter for UC football broadcasts. UC's Director of New Media and Broadcasting, Gelehrter is a 2002 graduate of Syracuse University and has worked for the past six years as a college sports broadcaster at both Cincinnati and the University of Akron. A Cleveland native, Gelehrter also hosts Bearcats Sports Weekly with Butch Jones and Mick Cronin on FOX Sports Ohio.



Mo Egger

*MO EGGER – Host and Engineer*

Mo Egger is the host, producer, and engineer on UC broadcasts. He is the morning sports anchor on 700 WLW, and hosts afternoons on ESPN 1530 and late nights and weekends on national ESPN Radio. A New Jersey native and a graduate of the University of Dayton, he has been with Clear Channel since 1997 and has worked on UC broadcasts since 2001.

## TELEVISION

When it comes to television, the University of Cincinnati has one of the most extensive television packages in the country as its partners cover not only the state of Ohio, but the nation.

The American Athletic Conference is proud of its association with two of the most prestigious media organizations in sports – ESPN and CBS Sports. Those agreements will give the newly branded conference and its members unprecedented exposure on the nation's leading sports platforms.

## ESPN PARTNERSHIP

The American Athletic Conference has entered into a multiyear, wide-ranging television contract through 2019-20 with ESPN to telecast its football, basketball and Olympic sports.

The contract includes comprehensive national exposure via the acknowledged leader in college sports television, the ESPN networks.

In football, the new contract will provide unprecedented national coverage for the league. In essence, the extensive national television coverage replaces previous syndication and local telecasts. All conference controlled games, which are conference games and non-conference home games, will be televised.

Nearly 90 percent of the games will be carried on national broadcast or national cable.

The minimum number of telecasts collectively on ABC/ESPN/ESPN2/ESPNU will be higher than the number of telecasts in the former contract, which expires at the end of the 2013 season.

The conference championship game, which is expected to begin in 2015, will be carried by ABC or ESPN on Championship Saturday.

In addition, the conference will have a football game of the week produced by ESPN Regional Television (ERT) distributed to a nationally syndicated audience, reaching more than 30 million homes. The package is carried by WKRC Local 12 in Cincinnati.

UC is in a multi-year agreement with FOX Sports Ohio that makes the network the exclusive regional cable home of UC football. Programming includes game telecasts, preseason and postseason specials, game replays on Sunday nights, and a weekly coaches show titled 'Bearcats Sports Weekly With Tommy Tuberville'.



## BROADCAST PARTNERS





## PRESEASON NOTEBOOK

## SETTING THE SCENE

- » The University of Cincinnati football team will be playing in its 126th season in 2013. The Bearcats' program dates to 1885 and is one of the 10 oldest in major college football.
- » UC has won four of the past five BIG EAST Championships and has played in a bowl game in six of the past seven seasons and two straight years.
- » The Bearcats have won 65 games over the last six years, the most among the current BIG EAST.
- » The Bearcats are 20-6 over the past two seasons with two BIG EAST titles and a win over SEC foe Vanderbilt in the 2011 AutoZone Liberty Bowl and a 2012 Belk Bowl victory over ACC opponent Duke.

## WELCOME TO TUBERVILLE

- » Tommy Tuberville, a 17-year head coaching veteran was named the 41st football head coach at the University of Cincinnati on Dec. 8, 2012.
- » Tuberville, widely regarded as one of the top coaches and recruiters in the collegiate game, comes to Cincinnati after three years at Texas Tech.
- » In three seasons in Lubbock, Tuberville led the Red Raiders to a 20-17 mark and a pair of bowl appearances. In 17 seasons as a head coach, he holds a 130-77 career record with head coaching stops at Texas Tech, Auburn and Ole Miss.
- » In 2004, after leading Auburn to a 13-0 record and an Southeastern Conference Championship, he was named AFCA, Associated Press, Paul "Bear" Bryant, FCA, SEC and Walter Camp Coach of the Year.
- » Before becoming a head coach, he was an assistant at Miami (Fla.) for eight seasons. During that span, the Hurricanes won three national championships, posted an 87-9 record and played in nine consecutive New Year's Day bowls.

## THE OFFENSE

- » The Bearcats will be under the direction of offensive coordinator Eddie Gran, who is in his second tour of duty at UC after serving as the WR coach from 1992-94.
- » UC will feature a pro-set multiple offense with a focus on running the ball and throwing it downfield.
- » Gran's 26 seasons in the college ranks includes stops from coast-to-coast.
- » It began at his alma mater Cal Lutheran, where he played four seasons as a wide receiver. He spent 15 seasons as a running backs coach and special teams coordinator in the SEC, including 10 years at Auburn, followed by a stop at Tennessee before heading to Florida State from 2010-12.

## WELCOME BACK THE FULLBACK

- » For the first time in recent memory, UC's offense will feature the fullback position entering 2013.
- » Some of the early contenders for the role include converted QBs Patrick Coyne and Jordan Luallen, TE Jared Golden and former LB EJ Junior IV.
- » Luallen will be playing his fifth position in six collegiate training camps (QB, WR, RB, LB, TE, FB).

## THE DEFENSE

- » UC's defensive coordinator Art Kaufman leads a defensive staff with a near combined 100 years of coaching experience.
- » The Bearcats will base out of a 4-3 defense that is sound in its technique, fast and physical.
- » Kaufman, a 29-year veteran, came to UC after a year reforming the defensive unit at Texas Tech.
- » The Red Raiders were one of the nation's most improved defenses in 2012, ranking No. 22 in pass defense and sur-

rendering less than 200 yards passing per game (195.8). That defense held than No. 5/4 West Virginia, one of the nation's most prolific offenses, to its lowest point total of the 2012 season in a 59-14 Red Raiders win.

## KAY RETURNS

- » Senior QB Brendon Kay was granted a sixth year of eligibility on Dec. 17, 2012 after the NCAA approved his request for an extension of eligibility waiver.
- » The 2012 Belk Bowl MVP after going 17-of-25 for a career high 332 yards and four TDs, Kay played in 11 games, starting the last five at QB and helping to lead UC to a 4-1 record.
- » He was 87-of-138 for 1,298 yards and 10 touchdowns, while averaging 6.4 yards per carry on 48 rushes, tallying 306 yards and adding a pair of TDs.
- » Kay earned a bachelor's degree in health education during the spring of 2012 and is working towards a master's in business administration.

## BLAIR BACK TOO

- » Senior LB Greg Blair, a First-Team All-BIG EAST selection, will also return in 2013 after the NCAA granted him a medical hardship for the 2011 season.
- » The First-Team All-BIG EAST honoree ranked 12th nationally, led UC and the BIG EAST with 138 tackles, averaging 10.6 per game.

## ANCHORS

- » UC returns its entire starting offensive line for the 2013 season, including First-Team All-BIG EAST selections Austen Bujnoch and Eric Lefeld and sophomore Parker Ehinger, who earned FWAA Freshman All-America honors in 2012.

## CHART TOPPERS

- » UC sits atop the average BCS rankings for the American Athletic Conference schools over the past four seasons.
- » The Bearcats average finished of 35.5 tops Louisville and UCF (53.3) while UC's No. 3 ranking in 2009 is the highest of any school in the reformed league.

## AMERICAN BCS RANKINGS 2009-12

Team	2012	2011	2010	2009	AVG.
Cincinnati	34	27	78	3	35.5
Louisville	21	38	79	75	53.3
UCF	43	89	25	56	53.3
Houston	91	19	81	26	54.3
Rutgers	32	39	96	54	55.3
Connecticut	80	78	26	44	57.0
USF	88	75	40	51	63.5
SMU	78	57	65	65	66.3
Temple	84	70	69	45	67.0
Memphis	101	115	114	112	110.5

## CHAMPIONS

- » UC is the only school in the country among the BCS AQ Conferences (ACC, BIG EAST, Big Ten, Big 12, Pac-12, SEC) to win four conference titles in the last five years.
- » Boise State has won four as well, three in the WAC and one in the Mountain West, both non-AQ leagues.

## ON THE HUNT FOR 10

- » UC is one of only four NCAA FBS AQ programs to have won 10 games in five of the past six seasons, joining Alabama, Oklahoma and Oregon.
- » UC has six double-digit win seasons in 125 years of football.

## BEARCATS IN THE NFL

With the 2013 NFL preseason soon to be underway, 24 former student-athletes dot active rosters. In addition, UC has 24 former players and coaches on NFL coaching staffs.

## PLAYERS

NAME (Yrs. @ UC)	TEAM
Connor Barwin (05-08)	Philadelphia
Armon Binns (07-10)	Miami
Maalik Bomar (09-12)	Jacksonville
Brent Celek (03-06)	Philadelphia
Trent Cole (02-04)	Philadelphia
Dan Giordano (09-12)	Arizona
Vidal Hazelton (10)	New York Jets
Sean Hooley (10-12)	St. Louis
Kevin Huber (07-08)	Cincinnati
John Hughes (08-11)	Cleveland
Jason Kelce (07-10)	Philadelphia
Travis Kelce (09, 11-12)	Kansas City
Jeff Linkenbach (06-09)	Indianapolis
Ricardo Mathews (06-09)	Indianapolis
Haruki Nakamura (04-07)	Carolina
Isaiah Pead (08-11)	St. Louis
Adrien Robinson (08-11)	New York Giants
JK Schaffer (08-11)	Cincinnati
Monte Taylor (10-11)	Dallas
Kenbrell Thompson (11-12)	New England
Brandon Underwood (08)	Dallas
Mike Windt (07-09)	San Diego
George Winn (08, 10-12)	New England
Derek Wolfe (08-11)	Denver

## NFL HEAD COACHES

NAME (@ UC; COACH/PLAYER)	TEAM
John Harbaugh (89-96; c)	Baltimore
Rex Ryan (96-97; c)	New York Jets
Mike Tomlin (99-00; c)	Pittsburgh

## NFL ASSISTANTS

Blue Adams (98-02; p)	Miami
Paul F. Boudreau (98-99; c)	St. Louis
Rick Christophel (83; c)	Arizona
Kevin Coyle (78-79; c)	Miami
Bill Davis (85-88; p)	Philadelphia
Mark Duffner (77-80; c)	Jacksonville
Paul Dunn (94-95; c)	Atlanta
Jeff Fitzgerald (85; c)	Indianapolis
Sam Garnes (93-96; p)	Denver
Chris Hewitt (93-96; p)	Baltimore
Amos Jones (99-02; c)	Arizona
John Lovett (89-92, 13; c)	Philadelphia
Don Martindale (96-98; c)	Baltimore
Rick Minter (94-03; hc)	Philadelphia
Tracy Rocker (02; c)	Tennessee
Jerry Rosburg (92-95; c)	Pittsburgh
Bill Sheridan (89-91; c)	Tampa Bay
Mike Solari (81-82; c)	San Francisco
Craig Ver Steeg (90-93; c)	Baltimore
George Warhop (81-83; p & c)	Cleveland
Larry Zierlein (97-00; c)	Arizona

## CANADIAN FOOTBALL LEAGUE

NAME (Yrs. @ UC)	TEAM
Zach Collaros (08-11)	Toronto
DeAngelo Smith (06-08)	British Columbia (Practice Squad)

## BEARCATS IN THE NFL



## NIPPERT STADIUM

- » Entering its 112th season, Carson Field at Nippert Stadium is the venerable home of the University of Cincinnati football team and provides the Bearcats with one of the best home-field environments in college football.
- » Construction began on Nippert Stadium in 1915 and was completed in 1924. UC has used the Nippert site as a playing field since 1901, making it the second-oldest playing site in the nation for college football behind Penn's Franklin Field (1895).
- » Among NCAA FBS schools, Nippert is the third-oldest stadium still in use, behind Bobby Dodd Stadium (Georgia Tech - 1913), Davis Wade Stadium (Mississippi State - 1914) and ahead of Wisconsin's Camp Randall Stadium, which was built in 1917.
- » USA Today recently named Nippert as the best home-field venue in the former BIG EAST Conference and ESPN's Scott Van Pelt cited Nippert as a "one of the gems of college football".

## STREAKING AT HOME IN NON-LEAGUE PLAY

- » UC has won 24 straight home non-conference games at Nippert Stadium, dating back to a 30-24 win over Temple in three overtimes on Sept. 20, 2003.

## SELLOUTS AT NIPPERT

- » Nippert Stadium has enjoyed a total of 22 sellouts in its lengthy history, including four of six home games in 2009.
- » Eleven of the Top 12 crowds, including a stadium record of 35,106 against Illinois (2009), have occurred since 2007.
- » Since 2007, UC has set four attendance records and over 1-million fans (1,016,235) have come through Nippert Stadium.
- » Nippert Stadium's 12 largest crowds are listed below:

ATT.	DATE	OPPONENT	RESULT
35,106	11/27/09	Illinois	W, 49-36*
35,105	11/13/09	West Virginia	W, 24-21*
35,100	11/07/09	Connecticut	W, 47-45*
35,099	10/24/09	Louisville	W, 41-10*
35,098	11/22/08	Pittsburgh	W, 28-21*
35,097	10/06/12	Miami (Ohio)	W, 52-14
35,097	11/17/07	West Virginia	L, 28-23*
35,097	10/13/07	Louisville	L, 28-24*
35,097	09/22/07	Marshall	W, 40-14*
35,097	09/02/01	Purdue	L, 19-14*
34,603	11/29/08	Syracuse	W, 30-10
34,529	11/17/12	Rutgers	L, 10-3

\*-Sellouts

## GOING STREAKING

- » UC had a 14-game Nippert Stadium winning streak snapped in 2010 against USF. The streak dated back to the 2008 season.
- » Spanning the 2008-09 seasons and the first two home games at Nippert in 2010 (UC played Oklahoma at Paul Brown Stadium), marked the first time in UC history the Bearcats went undefeated at home in back-to-back seasons.
- » The school-record streak of 15-straight wins was set during a span from Nov. 8, 1952-Nov. 13, 1954.

## NOTING THE WATCH LISTS

- » Four Bearcats dot the watch lists for five national awards entering the 2013 season.

Greg Blair .....	Bednarik & Butkus
Austen Bujnoch .....	Lombardi & Outland
Eric Lefeld .....	Outland
Tony Miliano .....	Groza

## LUALLEN UP FOR AFCA/ALLSTATE GOOD WORKS TEAM

- » FB Jordan Luallen is one of 151 student-athletes under consideration for the 2013 Allstate AFCA Good Works Team®.
- » The award recognizes a select group of college football players who have made a commitment to enriching the lives of others while contributing to the greater good of their communities.
- » Luallen, an Academic All-BIG EAST selection in 2012, is a regular in the local community with UC's Cats in the Community program and has traveled to Nicaragua on numerous mission trips with New Hope Church and Mi Familia.

## NEW TURF FOR NIPPERT ENTERING 2013

- » The installation of a state-of-the-art artificial surface inside Nippert Stadium was completed recently in time for the 2013 season.
- » The stadium has featured artificial turf since 1970 with the most recent surface installed in 2005.
- » The new surface comes from UBU Sports, a Dalton, Ga. based company who is fast becoming a leader in the synthetic turf industry.
- » The Maumee Bay Turf Center based out of Oregon, Ohio, handled the installation.
- » The stadium will feature UBU Sports' Speed Series S5-M synthetic turf system, the same product used at Paul Brown Stadium, the Mercedes Benz Superdome in New Orleans and the Metrodome in Minneapolis, Minn. The same surface is scheduled to be installed into MetLife Stadium in New Jersey, the home field of the New York Giants and New York Jets and the home of Super Bowl XLVIII.
- » The synthetic surface features UBU Sports' exclusive Harmony Fiber, a trusted and durable component currently used in synthetic turf systems for football leagues ranging from pee-wee to professional ranks.
- » The field orientation was be shifted slightly north and west to even out the sideline areas and add a run-off area around the south endzone..

## WHAT A LONG STRANGE TRIP IT'S BEEN

- » In the span of seven days in December of 2012, the UC football program went from the highest of highs to the lowest of lows and back again.
- » The week started on Saturday, Dec. 1 with the Bearcats winning their fourth BIG EAST Conference title in five seasons.
- » Rumors were swirling around the future of former head coach Butch Jones, who was eventually announced as Tennessee's head coach the morning of Dec. 7, 2012.
- » Hours later, director of athletics Whit Babcock addressed the media and announced 30-year veteran Steve Stripling as UC's interim head coach for the 2012 Belk Bowl.
- » Babcock swung for the fences and connected, as 30 hours later, on Saturday, Dec. 8, Tommy Tuberville was announced as UC's football head coach in front of an enthusiastic crowd of 3,000 UC supporters inside Fifth Third Arena.

## CH-CH-CH-CHANGES

- » The former BIG EAST Conference was renamed the American Athletic Conference on July 1, 2013 and is rebranding across all platforms, associations and media.
- » The league membership has and will continue to undergo significant changes in the coming years, a process that began with the 2012 season as Temple returned to the league as a football-playing member.

*Here is the breakdown of the coming membership changes:*

- » **2012:** Temple joined as a football-only member, replacing West Virginia.
- » **2013:** UCF, Houston, Memphis and SMU join the conference as all-sports members. Temple becomes a member in all sports. Syracuse and Pittsburgh depart along with the seven non-football playing schools and Notre Dame.
- » **2014:** East Carolina, Tulane and Tulsa join as all-sports members. Louisville and Rutgers depart.
- » **2015:** Navy joins as a football-playing member.

## UC REINSTATES OLYMPIC SPORTS SCHOLARSHIPS

- » The UC department of athletics will reinstate and increase funding to its Olympic sports scholarship programs, ensuring they are able to compete at the highest level nationally.
- » Beginning in the fall of 2013-14, UC will implement an aggressive plan to ultimately offer the full NCAA complement of grant-in-aid scholarships to student-athletes in each of its 19 programs.
- » Due to fiscal constraints in 2009, the department previously reduced scholarship funding for a number of sports and eliminated all scholarships for three sports which included men's cross country, men's track and field, and men's swimming and diving.
- » UC fields 10 women's teams (basketball, cross country, golf, lacrosse, soccer, swimming and diving, tennis, indoor and outdoor track & field and volleyball) and nine men's sports (baseball, basketball, cross country, football, golf, soccer, swimming and diving and indoor and outdoor track and field).
- » Coach Tuberville is supporting the cause and will donate \$300,000 over the next five years to benefit UC's Olympic sports programs.

## UC FAMILY TIES

- » This year's roster includes two Bearcats who followed in family footsteps to play for UC.

*Brother Played at Cincinnati*

- » Austen Bujnoch - Digger (OL, 2004-07)

*Grandfather Played at Cincinnati*

- » Max Morrison - Joe (RB, 1956-58)

## NFL FAMILY TIES

- » Cincinnati boasts four players on the roster who can lean on a member of their immediate family's background as NFL players.

» Austen Bujnoch: Son of Glenn, Cincinnati, Tampa Bay OL (1976-84)

» Deven Drane: Son of Dwight, Buffalo DB (1986-91)

» Jake Golic: Son of Mike Sr., Houston, Philadelphia, Miami DL (1986-93). Brother Mike Jr. a current OL for Pittsburgh.

» EJ Junior IV - Father EJ III, Arizona, Miami, Seattle, Tampa Bay LB (1981-93).

## PRESEASON NOTEBOOK

## CARRYING ON A FAMILY LEGEND

- » Senior S Arryn Chenault has been competing against history since he grew up, matching his accomplishments with his uncle Paul Hogue, who is one of the most famous athletes in UC history.
- » Hogue passed away in 2009, but was on the 1961 and '62 national championship basketball teams.
- » Hogue was the Most Outstanding Player of the '61 tournament, spent two seasons in the NBA and owns a spot in the Ohio, Cincinnati and UC Halls of Fame.
- » He'll go in a second time in the UC Hall this year when the entire 1961 team is enshrined.
- » Chenault, from Fairfield HS, is UC's starting strong safety.

## A NEW ARENA

- » Seven former UC student-athletes dot the rosters of Arena Football League teams during the 2013 season.
- » Former signal caller Nick Davila was the league's 2011 MVP playing for Arizona and has thrown 100 or more touchdowns in each of the past four seasons, the first player in pro football history to accomplish the feat.
- » WR Dominick Goodman, playing for Cleveland, set a single-game franchise record with 17 receptions in a game in 2012 and has caught 120 or more balls in the last three seasons and had a career-best 170 catches for 1,782 yards and 34 TDs in 2012.

## ARENA FOOTBALL LEAGUE

NAME (Yrs. @ UC)	TEAM
Camerron Cheatham (09-12)	Chicago
CJ Cobb (07, 9-10)	Cleveland
Nick Davila (05-06)	Arizona
Dominick Goodman (05-08)	Cleveland
Anthony Hoke (04-07)	Chicago
DJ Woods (08-11)	Chicago
Curtis Young (08-09)	Pittsburgh

## TAKE ME TO HIGHER GROUND

- » For the past 13 years, the UC football has called the Higher Ground Conference and Retreat Center in West Harrison, Ind., its preseason training home.
- » The 280-acre facility is located about 30 miles from campus and has served as the Bearcats training camp location since the lead up to the 1999 season.
- » Among many amenities, Higher Ground features a pair of 100-yard FieldTurf practice fields, ample living and meeting spaces and no distractions from football.

## DOUBLE DUTY

- » UC radio voice Dan Hoard has added duties as the play-by-play broadcaster of the NFL's Cincinnati Bengals.
- » He joins Bill Hillgrove (Pittsburgh Panthers & Steelers) and Gene Deckerhoff (Florida State/Tampa Bay Buccaneers) as the only broadcasters in the country to handle radio play-by-play duties for both an NCAA FBS and NFL team.
- » Michigan's Jim Brandstatter is the color analyst on both Wolverines and Detroit Lions broadcasts while ESPN's Dave Pasch (Arizona Cardinals) and Bob Wischusen (NY Jets) are NFL play-by-play voices.
- » Hoard's radio partner with the Cincinnati Bengals, Dave Lapham, calls college football games for FOX Sports.

## TAKE ME TO HIGHER GROUND

- » For the past 14 years, the UC football has called the Higher Ground Conference and Retreat Center in West Harrison, Ind., its preseason training home.

- » The 280-acre facility is located about 30 miles from campus and has served as the Bearcats training camp location since the lead up to the 1999 season.
- » Among many amenities, Higher Ground features a pair of 100-yard FieldTurf practice fields, ample living and meeting spaces and no distractions from football.

## OFF-CAMPUS TRAINING SITES

- » UC is one of seven schools who spend time at an off campus site during football training camp.
- » The Bearcats will report in this season and spend five days on camps before departing for West Harrison, Ind., and the Higher Ground Conference & Retreat Center, UC's preseason training camp home of the past 14 years.
- » UC will spend 15 days at Higher Ground entering 2013.

School	Site	City/Miles From Campus
Arizona	Fort Huachuca	Sierra Vista, Ariz./70
Cincinnati	Camp Higher Ground	W. Harrison, Ind./27
Illinois	Camp Rantoul	Rantoul, Ill./20
New Mexico	Camp Lobo	Ruidoso, N.M./185
Northwestern	UW Parkside	Kenosha, Wis./52
UNLV	Camp Rebel	Ely, Nev./248
UTEP	New Mexico Tech	Socorro, N.M./189

## BIG TEN FEATURED ON UC'S FUTURE SCHEDULES

- » The University of Cincinnati football play a number of upcoming games against teams from the Big Ten Conference.
- » Most recently, it was announced the Bearcats and Nebraska will play a home-and-home series, with UC playing at Memorial Stadium in Lincoln, Neb. on Sept. 12, 2020 season. Nebraska will return the game and play at Cincinnati on Sept. 13, 2025.
- » Cincinnati (1885) and Nebraska (1890) have combined to play 248 seasons of football, but have met only once on the gridiron, a 41-0 road loss for the Bearcats in 1906.
- » Nebraska is the latest marquee opponent UC has added to its future schedules list over the next five seasons. UC will face future contests against Purdue (Aug. 31) and at Illinois (Sept. 7), at Ohio State (2014), at BYU (2015), vs. BYU and at Purdue (2016) and at Michigan (2017).
- » Further future scheduling opportunities will be announced as arrangements are completed.

## SURIANO TABBED FOR OHIO HS COACHES HOF


- » University of Cincinnati director of high school and player relations Vince Suriano was inducted into the Ohio High School FB Coaches Assoc. Hall of Fame on June 22, 2013.
- » Suriano, who joined the Bearcats in the spring of 2013, manages the Bearcats' on-campus recruiting program and focus on outreach and relationships with high school programs within the tri-state area.
- » Suriano joined UC after a season as the senior offensive assistant and quarterbacks coach at Thomas More College. He spent the 2007-11 seasons at the College of Mount St. Joseph, where he was the associate HC and OC, helping lead MSJ to a league championship in 2009 and playoff appearances in 2007 and 2009.
- » Prior to Mount St. Joseph, Suriano served as the head coach at Anderson High School from 1987-2007. During that time, he had a 147-61 record and had three undefeated regular seasons, won 12 conference championships and appeared in the state playoffs nine times.

## NUMBER CRUNCHING • NCAA NATIONAL RANKINGS

CATEGORY	NCAA	CONF.	ACTUAL
Rushing Offense	30	1	201.46
Passing Offense	54	4	238.77
Total Offense	36	2	440.23
Scoring Offense	39	1	32.31
Rushing Defense	30	3	135.62
Pass Efficiency Defense	24	3	114.15
Total Defense	54	6	388.08
Scoring Defense	14	2	18.46
Net Punting	80	3	35.85
Punt Returns	47	4	9.69
Kickoff Returns	14	1	24.68
Turnover Margin	23	4	0.69
Pass Defense	89	8	252.46
Passing Efficiency	36	3	143.19
Sacks	42	2	2.31
Tackles For Loss	58	5	5.85
Sacks Allowed	26	3	1.31

CATEGORY	PLAYER	NCAA	CONF	ACT.
Rushing	George Winn	29	2	102.62
	Munchie Legaux	n/a	16	30.45
	RD Abernathy IV	n/a	17	28.15
	Brendon Kay	n/a	18	27.82
	Jameel Poteat	n/a	24	10.82
Passing Effic.	Munchie Legaux	76	7	125.67
	Brendon Kay	n/a	1	163.07
Total Offense	Munchie Legaux	87	7	186.45
	Brendon Kay	n/a	8	145.82
	George Winn	n/a	10	105.46
	RD Abernathy IV	n/a	23	28.15
Rec. PG	Travis Kelce	n/a	9	3.46
	Anthony McClung	n/a	16	2.83
	Kenbrell Thompkins	n/a	T-22	2.62
Rec. Yds. PG	Travis Kelce	n/a	6	55.54
	Anthony McClung	n/a	11	44.92
	Kenbrell Thompkins	n/a	14	41.62
	Damon Julian	n/a	23	31.42
Interceptions	Arryn Chenault	T-80	T-5	0.25
	Camerron Cheatham	n/a	T-7	0.23
	Drew Frey	n/a	12	0.18
	Deven Drane	n/a	13	0.17
	Greg Blair	n/a	T-14	0.15
	Dominique Battle	n/a	T-21	0.09
	Chris Williams	n/a	T-24	0.08
Punting	Pat O'Donnell	44	2	41.81
Punt Returns	Anthony McClung	27	3	9.88
Kickoff Returns	RD Abernathy IV	31	2	25.03
Field Goals	Tony Miliano	T-36	4	1.31
Scoring	Tony Miliano	T-56	1	7.85
	George Winn	n/a	T-8	6
	Travis Kelce	n/a	T-17	3.69
	RD Abernathy IV	n/a	23	3.23
All-Purpose Yds.	RD Abernathy IV	49	3	116
	George Winn	57	4	112.46
	Anthony McClung	n/a	21	58.67
	Travis Kelce	n/a	23	55.54
Sacks	Dan Giordano	n/a	9	0.38
	Adrian Witty	n/a	T-21	0.27
Tackles	Greg Blair	12	1	10.62
	Maalik Bomar	n/a	16	6.54
Tackles For Loss	Greg Blair	n/a	T-14	0.69





Proposed renovation and expansion plans for the University of Cincinnati's Nippert Stadium have been formally approved by the UC Board of Trustees earlier today, director of athletics Whit Babcock announced in July 2013.

The renovation and expansion project, which is estimated to cost \$80-85 million in total, will utilize private donations and premium seating revenues to fund the project over a period of years. No University general funds will be allocated.

Construction on both the west and east sides of the stadium is due to begin in December 2013 and is scheduled for completion in August 2015.

The expanded renovation focuses on both the east and west side of the stadium. On the west side, a new press box structure will be built, adding suites, scholarship club seats and patio suites/loge boxes. The west concourse will also be renovated, including concession stands and restrooms. Improvements on the east side include expanded and additional concession offerings and restroom facilities along with enhanced fan traffic flow, including the building of skywalks to connect the upper deck with the gameday brick plaza on O'Varsity Way.

The new West Pavilion structure will also be available for multi-purpose use on non-gamedays by various campus constituencies and athletics will partner with campus, student groups and academic units moving forward.

Design work is still ongoing and the overall stadium capacity upon completion is not finalized but it is estimated Nippert Stadium will have a capacity of approximately 40,000.

The new west-side structure will be approximately one-and-a-half stories taller than the current press box and two-and-a-half times as long. The curvature of the facility matches that of the upper deck on the east side of the stadium and contains four primary levels; a photo deck, a press and operations level, Founders Suite level and a Scholarship Club Seat / Patio Suite (loge box) level.


Potentially, all 2014 home games would need to be moved due to construction at Nippert Stadium. Paul Brown Stadium is being considered as an alternate site during this one-year transition during the project. More information will be released as it becomes available.

Original construction began on Nippert Stadium in 1915 and was completed in 1924. UC has used the Nippert site as a playing field since 1901, making it the second-oldest playing site in the nation for college football behind Penn's Franklin Field (1895).

USA Today recently named Nippert as the best home-field venue in the former BIG EAST Conference and ESPN's Scott Van Pelt cited Nippert as a 'one of the gems of college football.'

Among NCAA FBS schools, Nippert is the third-oldest stadium still in use, behind Bobby Dodd Stadium (Georgia Tech - 1913), Davis Wade Stadium (Mississippi State - 1914) and ahead of Wisconsin's Camp Randall Stadium, which was built in 1917.

Nippert Stadium's current press box was built in the 1980s and since its last major renovation in 1992, a minimum of 71 of the 75 BCS schools have made major renovations to their football stadiums or premium seating areas.



# 2013 UNIVERSITY OF CINCINNATI FOOTBALL

## NUMERICAL ROSTER

No.	Name	Pos.	Ht.	Wt.	Cl.	Ex.	Hometown/High School/Last School	No.	Name	Pos.	Ht.	Wt.	Cl.	Ex.	Hometown/High School/Last School
1	Ralph David Abernathy IV	RB	5-7	161	Jr.	2L	Atlanta, Ga./Westminster School	51	Greg Blair	LB	6-2	252	Sr.	1L	Pittsburgh, Pa./Schenley/Lackawanna CC
+	2 Michael Colosimo ^	QB	6-3	216	Jr.	HS	Fort Mitchell, Ky./Beachwood	52	Elijah Shuler	DE	6-3	257	Sr.	1L	N. Brandford, Conn./N. Brandford/Pierce CC
+	2 Trenier Orr *	CB	5-11	177	So.	1L	Winter Garden, Fla./Ocoee	53	Franklin Bruscianelli ^ *	LB	6-0	221	Fr.	RS	Woodridge, Ill./Montini Catholic
+	3 Johnny Holton	WR	6-3	190	Jr.	JC	Miami, Fla./Coral Gables/College of Dupage	55	Andrew Gantz ^	K	5-9	158	Fr.	HS	Dayton, Ohio/Centerville
+	3 Howard Wilder	CB	5-11	180	Jr.	JC	Sea Pleasant, Md./Eleanor Roosevelt/Pierce College	56	Mark Wilson	DE	6-3	225	Fr.	HS	Hampton, Va./Phoebus
	4 Munchie Legaux	QB	6-5	200	Sr.	3L	New Orleans, La./Edna Karr	57	Clemente Casseus ^	LB	6-1	227	Jr.	1L	Miami Fla./Everglades
+	5 Mark Barr	WR	6-1	163	Fr.	HS	Fort Lauderdale, Fla./St. Thomas Aquinas	+	58 Sam Geraci ^	P	6-2	212	Fr.	HS	Cincinnati, Ohio/Moeller
+	5 Aaron Brown	CB	5-11	172	Fr.	HS	Miami, Fla./Northwestern	+	58 Dwight Jackson ^	DL	6-1	213	Jr.	1L	Miami, Fla./Central
	6 Anthony McClung	WR	6-0	177	Sr.	3L	Indianapolis, Ind./Pike	59	Deyshawn Bond *	OL	6-2	287	Fr.	RS	Indianapolis, Ind./Warren Central
+	7 Tion Green	RB	6-0	220	So.	1L	Sanford, Fla./Lake Brantley	60	Sam Longo ^ *	OL	6-5	305	Sr.	1L	Spring Valley, Ohio/Bellbrook/Ohio State
+	7 Mike Tyson	S	6-2	200	Fr.	HS	Norfolk, Va./Lake Taylor/Hargrave Military Academy	61	Kirk Willis *	LS	6-2	231	So.	1L	Granville, Ohio/Granville
+	8 Gunner Kiel * #	QB	6-4	208	So.	TR	Columbus, Ind./East	62	Cory Keebler *	OL	6-7	294	Jr.	2L	Liberty Township, Ohio/Lakota East
+	8 Adrian Witty *	S	5-10	187	Jr.	2L	Deerfield Beach, Fla./Deerfield Beach	63	Dan Sprague *	OL	6-3	290	Sr.	1L	Worthington, Ohio/Kilbourne
	9 Patrick Coyne *	FB	6-1	240	So.	1L	Cincinnati, Ohio/Badin	64	Will Steur ^	OL	6-4	303	Fr.	HS	Cincinnati, Ohio/Madeira
+	10 Bennie Coney *	QB	6-3	216	Fr.	RS	Plant City, Fla./Plant City	+	65 Tyreek Burwell ^ #	OL	6-5	230	Sr.	TR	Huntington Stn, NY./Walt Whitman/SUNY Cortland
+	10 Jordan Luallen *	FB	6-3	240	Sr.	2L	Greenwood, Ind./Center Grove/Ga. Tech	+	65 Connor Donnini ^ *	DL	5-10	293	So.	SQ	Dayton, Ohio/Centerville
+	11 Deven Drane	CB	5-11	187	Sr.	3L	Plantation, Fla./Plantation	66	David Niehaus ^	OL	6-1	288	Fr.	HS	Cincinnati, Ohio/Colerain
+	11 Brendon Kay *	QB	6-4	228	Sr.	1L	Marine City, Mich./Marine City	67	Kyle Williamson	OL	6-5	281	Fr.	HS	Madiera, Ohio/Madiera
	12 Leviticus Payne	CB	5-9	183	So.	1L	Southfield, Mich./Southfield	69	Dominic Mainello ^ *	OL	6-3	280	Jr.	SQ	Fort Mitchell, Ky./Beechwood
	13 Grant Coleman ^	CB	5-11	162	Fr.	HS	Reynoldsburg, Ohio/Reynoldsburg	70	Brandon Mitchell *	DT	6-2	308	So.	SQ	Cincinnati, Ohio/Withrow
	14 Tony Miliano *	K	6-2	186	Jr.	2L	North Bend, Ohio/Elder	71	Eric Lefeld *	OL	6-6	309	Jr.	2L	Coldwater, Ohio/Coldwater
	15 Chris Moore *	WR	6-1	190	So.	1L	Tampa, Fla./Thomas Jefferson	72	Garrett Campbell ^	OL	6-5	308	Fr.	HS	Cincinnati, Ohio/St. Xavier
	16 Jake Golic ^	TE	6-4	250	Sr.	TR	West Hartford, Conn./NW Catholic/Notre Dame	73	Ryan Leahy *	OL	6-6	282	Fr.	RS	Cincinnati, Ohio/LaSalle
	17 Jeremy Graves	WR	6-2	190	So.	1L	Cleveland, Ohio/Maple Heights	74	Justin Murray *	OL	6-5	294	So.	SQ	Cincinnati, Ohio/Sycamore
	18 Tyler Cogswell	TE	6-4	248	Fr.	HS	Plantation, Fla./American Heritage	75	Kevin Schloemer *	OL	6-7	312	Jr.	1L	Liberty Township, Ohio/Lakota West
	19 Shaq Washington	WR	5-9	174	Jr.	1L	Maple Hts., Ohio/Maple Hts.	76	Austen Bujnoch *	OL	6-5	290	Sr.	3L	Cincinnati, Ohio/Elder
	20 Tshumbi Johnson	WR	5-11	175	Fr.	HS	Immokalee, Fla./Immokalee	77	Ben Flick	OL	6-6	272	Fr.	HS	Hamilton, Ohio/Hamilton
	21 Rodriguez Moore	RB	5-10	176	Jr.	JC	Bastrop, La./Bastrop/East Mississippi CC	78	Parker Ehinger *	OL	6-7	292	So.	1L	Rockford, Mich./Rockford
	22 Zach Edwards	S	5-11	186	Fr.	HS	Middletown, Ohio/Middletown	79	Andre Cureton *	OL	6-6	310	Sr.	SQ	Indianapolis, Ind./Pike
	23 Hosey Williams	RB	5-9	199	Jr.	JC	Miami, Fla./Southridge/ASA College	80	Alex Chisum	WR	6-3	195	Jr.	2L	Fayetteville, Ga./Sandy Creek
+	24 Chris Burrell ^ *	WR	5-6	160	Jr.	SQ	Westwood, N.J./Don Bosco/Temple	81	DJ Dowdy *	TE	6-4	241	Fr.	RS	Akron, Ohio/North
+	24 John Lloyd ^ *	P	6-2	237	Jr.	SQ	Cincinnati, Ohio/CHCA	82	Max Morrison *	WR	6-1	173	So.	1L	Kenton, Ohio/Kenton
	25 Arryn Chenault	S	6-0	208	Sr.	3L	Cincinnati, Ohio/Fairfield	83	Chris Burton	TE	6-3	272	Fr.	HS	Danville, Va./George Washington
	26 Braxton Lane *	S	5-11	202	Fr.	RS	Tyrone, Ga./Sandy Creek HS	84	Nate Cole *	WR	6-1	193	Fr.	RS	Memphis, Tenn./Mitchell
	27 Drake Bruns *	S	6-0	201	Fr.	RS	Fort Thomas, Ky./Highlands	85	Travis Johnson	TE	6-4	249	Fr.	HS	Tampa, Fla./Jesuit
	29 Andre Jones *	S	6-1	197	Fr.	RS	Cincinnati, Ohio/Colerain	86	Blake Annen *	TE	6-5	250	Sr.	3L	Upper Arlington , Ohio/Upper Arlington
	30 Darren Doston	S	6-2	195	Jr.	JC	Daytona Beach, Fla./Seabreeze/Coll. of the Sequoias	87	Javon Harrison	WR	6-1	200	Fr.	HS	Dayton, Ohio/Huber Hts. Wayne
	31 Deionte Buckley	FB	5-9	212	So.	1L	Indianapolis, Ind./Warren Central	88	Shakim Alonzo *	WR	6-4	218	Fr.	RS	Pittsburgh, Pa./Woodland Hills
	32 Zach Higgenbotham	LB	6-0	211	Fr.	HS	Cincinnati, Ohio/Country Day	89	Korey Cunningham	DE	6-5	254	Fr.	HS	Montevallo, Ala./Montevallo
	33 Solomon Tentman *	LB	6-2	237	Jr.	2L	Cincinnati, Ohio/Roger Bacon	90	Cameron Beard *	DT	6-5	287	Jr.	2L	Indianapolis, Ind./Cathedral
	34 Tim Helton ^	WR	6-2	189	Fr.	HS	Cleveland, Ohio/NDCL	91	Adam Dempsey ^	DT	6-2	285	Sr.	1L	Fort Thomas, Ky./Highlands
+	35 Dylan Coombs ^ *	CB	6-1	182	Fr.	RS	Cincinnati, Ohio/Colerain	92	Silverberry Mouhon *	DE	6-4	248	So.	1L	Norcross, Ga./Norcross
+	35 Josh Russ *	TE	6-5	240	Jr.	SQ	Elyria, Ohio/Elyria Catholic	93	Brad Harrah *	DE	6-5	258	Jr.	1L	Marion, Ohio/Marion Pleasant
	36 Marcus Foster *	S	6-1	204	Fr.	RS	Troy, Ohio/Troy	94	Jordan Stepp *	DT	6-1	285	Sr.	3L	Indianapolis, Ind./Ben Davis
	37 Lindsay Crook	LB	6-2	222	Fr.	HS	Sydney, Australia/Southport School	95	Terrell Hartsfield	DE	6-3	246	Jr.	JC	Wake Forest, N.C./Rolesville/Copiah-Lincoln CC
+	38 Mason Antoun ^ *	LB	6-1	225	So.	SQ	Cincinnati, Ohio/Reading	96	Josh Posley	DE	6-1	252	So.	1L	Indianapolis, Ind./Warren Central
+	38 EJ Junior IV *	FB	6-0	222	Fr.	RS	Middletown, Ohio/Middletown	97	Marques Aiken	DT	6-5	275	Sr.	TR	Lauderhill, Fla./Boyd Anderson/Marshall
	39 Kyle Nutter ^	FB	5-11	230	Fr.	HS	Genoa, Ohio/Genoa	98	Chad West *	DE	6-6	262	So.	SQ	Perry, Ohio/Perry
	40 Kevin Brown	S	6-1	206	So.	1L	Indianapolis, Ind./Lawrence Central	99	Jerrell Jordan	DE	6-3	248	Jr.	JC	Alta Vista, Va./Alta Vista/Copiah-Lincoln CC
	41 Kevin Hyland ^ *	LB	6-2	230	So.	SQ	Cincinnati, Ohio/Elder								
	42 Jared Golden ^	FB	6-1	240	So.	1L	Gallipolis, Ohio/Gallia Academy								
	43 Nick Temple	LB	5-10	218	Jr.	2L	Indianapolis, Ind./Warren Central								
	44 Corey Mason ^ *	LB	6-3	223	Jr.	SQ	Cincinnati, Ohio/Elder								
	45 Ey*Shawn McClain *	LB	6-1	234	Fr.	RS	Jacksonville, Fla./Raines								
	46 Mitch Meador *	DT	6-4	290	Sr.	3L	Greenwood, Ind./Whiteland Community								
	48 Jeff Luc *	LB	6-1	251	Jr.	TR	Port St. Lucie, Fla./Treasure Coast/Fla. St.								
	49 Anthony King ^*	RB	5-11	219	Jr.	2L	Chicago, Ill./Ayersville								
	50 Alex Pace *	DT	6-2	282	Fr.	RS	Cleveland, Ohio/Ginn Academy								

+- Double Number; ^- Walk-On; \*- Has utilized redshirt year; #- Not eligible to play due to NCAA transfer regulations.

+ - Double Number; ^ - Walk-On; \* - Has utilized redshirt year; # - Not eligible to play due to NCAA transfer regulations.

## ALPHABETICAL ROSTER

No.	Name	Pos.	Ht.	Wt.	Cl.	Ex.	Hometown/High School/Last School	No.	Name	Pos.	Ht.	Wt.	Cl.	Ex.	Hometown/High School/Last School
1	Ralph David Abernathy IV	RB	5-7	160	Jr.	2L	Atlanta, Ga./Westminster School	99	Jerrell Jordan	DE	6-3	248	Jr.	JC	Alta Vista, Va./Alta Vista/Copiah-Lincoln CC
97	Marques Aiken	DT	6-5	275	Sr.	TR	Lauderhill, Fla./Boyd Anderson/Marshall	+ 38	EJ Junior IV *	FB	6-0	222	Fr.	RS	Middletown, Ohio/Middletown
88	Shakim Alonzo *	WR	6-4	218	Fr.	RS	Pittsburgh, Pa./Woodland Hills	+ 11	Brendon Kay *	QB	6-4	228	Sr.	1L	Marine City, Mich./Marine City
86	Blake Annen *	TE	6-5	250	Sr.	3L	Upper Arlington, Ohio/Upper Arlington	62	Cory Keebler *	OL	6-7	294	Jr.	2L	Liberty Township, Ohio/Lakota East
+ 38	Mason Antoun ^ *	LB	6-1	225	So.	SQ	Cincinnati, Ohio/Reading	+ 8	Gunner Kiel * #	QB	6-4	208	So.	TR	Columbus, Ind./East
+ 5	Mark Barr	WR	6-1	163	Fr.	HS	Fort Lauderdale, Fla./St. Thomas Aquinas	49	Anthony King ^ *	RB	5-11	219	Jr.	2L	Chicago, Ill./Ayersville
90	Camaron Beard *	DT	6-5	287	Jr.	2L	Indianapolis, Ind./Cathedral	26	Braxton Lane *	S	5-11	202	Fr.	RS	Tyrone, Ga./Sandy Creek HS
51	Greg Blair	LB	6-2	252	Sr.	1L	Pittsburgh, Pa./Schenley/Lackawanna CC	73	Ryan Leahy *	OL	6-6	282	Fr.	RS	Cincinnati, Ohio/LaSalle
59	Deyshawn Bond *	OL	6-2	287	Fr.	RS	Indianapolis, Ind./Warren Central	71	Eric Lefeld *	OL	6-6	309	Jr.	2L	Coldwater, Ohio/Coldwater
+ 5	Aaron Brown	CB	5-11	172	Fr.	HS	Miami, Fla./Northwestern	4	Munchie Legaux	QB	6-5	200	Sr.	3L	New Orleans, La./Edna Karr
40	Kevin Brown	S	6-1	206	So.	1L	Indianapolis, Ind./Lawrence Central	+ 24	John Lloyd ^ *	P	6-2	237	Jr.	SQ	Cincinnati, Ohio/CHCA
27	Drake Bruns *	S	6-0	201	Fr.	RS	Fort Thomas, Ky./Highlands	60	Sam Longo ^ *	OL	6-5	305	Sr.	1L	Spring Valley, Ohio/Bellbrook/Ohio State
53	Franklin Brusciannelli ^ *	LB	6-0	221	Fr.	RS	Woodridge, Ill./Montini Catholic	+ 10	Jordan Luallen *	FB	6-3	240	Sr.	2L	Greenwood, Ind./Center Grove/Ga. Tech
31	Deionte Buckley	FB	5-9	212	So.	1L	Indianapolis, Ind./Warren Central	48	Jeff Luc *	LB	6-1	250	Jr.	TR	Port St. Lucie, Fla./Treasure Coast/Fla. St.
76	Austen Bujnoch *	OL	6-5	290	Sr.	3L	Cincinnati, Ohio/Elder	69	Dominic Mainello ^ *	OL	6-3	280	Jr.	SQ	Fort Mitchell, Ky./Beechwood
+ 24	Chris Burrell ^ *	WR	5-6	160	Jr.	SQ	Westwood, N.J./Don Bosco/Temple	44	Corey Mason ^ *	LB	6-3	223	Jr.	SQ	Cincinnati, Ohio/Elder
83	Chris Burton	TE	6-3	272	Fr.	HS	Danville, Va./George Washington	45	Ey'Shawn McClain *	LB	6-1	234	Fr.	RS	Jacksonville, Fla./Raines
+ 65	Tyreek Burwell ^ #	OL	6-5	230	Sr.	TR	Huntington Str., NY./Walt Whitman/SUNY Cortland	6	Anthony McClung	WR	6-0	177	Sr.	3L	Indianapolis, Ind./Pike
72	Garrett Campbell ^	OL	6-5	308	Fr.	HS	Cincinnati, Ohio/St. Xavier	46	Mitch Meador *	DT	6-4	290	Sr.	3L	Greenwood, Ind./Whiteland Community
57	Clemente Casseus ^	LB	6-1	227	Jr.	1L	Miami Fla./Everglades	14	Tony Miliano *	K	6-2	186	Jr.	2L	North Bend, Ohio/Elder
25	Arryn Chenault	S	6-0	208	Sr.	3L	Cincinnati, Ohio/Fairfield	70	Brandon Mitchell *	DT	6-2	308	So.	SQ	Cincinnati, Ohio/Withrow
80	Alex Chisum	WR	6-3	195	Jr.	2L	Fayetteville, Ga./Sandy Creek	15	Chris Moore *	WR	6-1	190	So.	1L	Tampa, Fla./Thomas Jefferson
18	Tyler Cogswell	TE	6-4	248	Fr.	HS	Plantation, Fla./American Heritage	21	Rodriguez Moore	RB	5-10	176	Jr.	JC	Bastrop, La./Bastrop/East Mississippi CC
84	Nate Cole *	WR	6-1	193	Fr.	RS	Memphis, Tenn./Mitchell	82	Max Morrison *	WR	6-1	173	So.	1L	Kenton, Ohio/Kenton
13	Grant Coleman ^	CB	5-11	162	Fr.	HS	Reynoldsburg, Ohio/Reynoldsburg	92	Silverberry Mouhon *	DE	6-4	248	So.	1L	Norcross, Ga./Norcross
+ 2	Michael Colosimo ^	QB	6-3	216	Jr.	HS	Fort Mitchell, Ky./Beachwood	74	Justin Murray *	OL	6-5	294	So.	SQ	Cincinnati, Ohio/Sycamore
+ 10	Bennie Coney *	QB	6-3	216	Fr.	RS	Plant City, Fla./Plant City	66	David Niehaus ^	OL	6-1	288	Fr.	HS	Cincinnati, Ohio/Colerain
+ 35	Dylan Coombs ^ *	CB	6-1	182	Fr.	RS	Cincinnati, Ohio/Colerain	39	Kyle Nutter ^	FB	5-11	230	Fr.	HS	Genoa, Ohio/Genoa
9	Patrick Coyne *	FB	6-1	240	So.	1L	Cincinnati, Ohio/Badin	+ 2	Trenier Orr *	CB	5-11	177	So.	1L	Winter Garden, Fla./Ocoee
37	Lindsay Crook	LB	6-2	222	Fr.	HS	Sydney, Australia/Southport School	50	Alex Pace *	DT	6-2	282	Fr.	RS	Cleveland, Ohio/Ginn Academy
89	Korey Cunningham	DE	6-5	254	Fr.	HS	Montevallo, Ala./Montevallo	12	Leviticus Payne	CB	5-9	183	So.	1L	Southfield, Mich./Southfield
79	Andre Cureton *	OL	6-6	310	Sr.	SQ	Indianapolis, Ind./Pike	96	Josh Posley	DE	6-1	252	So.	1L	Indianapolis, Ind./Warren Central
91	Adam Dempsey ^	DT	6-2	271	Sr.	1L	Fort Thomas, Ky./Highlands	35	Josh Russ *	TE	6-5	240	Jr.	SQ	Elyria, Ohio/Elyria Catholic
+ 65	Connor Donnini ^ *	DL	5-10	293	So.	SQ	Dayton, Ohio/Centerville	75	Kevin Schloemer *	OL	6-7	312	Jr.	1L	Liberty Township, Ohio/Lakota West
30	Darren Doston	S	6-2	195	Jr.	JC	Daytona Beach, Fla./Seabreeze/Coll. of the Sequoias	52	Elijah Shuler	DE	6-3	257	Sr.	1L	N. Brandford, Conn./N. Brandford/Pierce CC
81	DJ Dowdy *	TE	6-4	241	Fr.	RS	Akron, Ohio/North	63	Dan Sprague *	OL	6-3	290	Sr.	1L	Worthington, Ohio/Kilbourne
+ 11	Deven Drane	CB	5-11	187	Sr.	3L	Plantation, Fla./Plantation	94	Jordan Stepp *	DT	6-1	285	Sr.	3L	Indianapolis, Ind./Ben Davis
22	Zach Edwards	S	5-11	186	Fr.	HS	Middletown, Ohio/Middletown	64	Will Steur ^	OL	6-4	303	Fr.	HS	Cincinnati, Ohio/Madeira
78	Parker Ehinger *	OL	6-7	292	So.	1L	Rockford, Mich./Rockford	43	Nick Temple	LB	5-10	218	Jr.	2L	Indianapolis, Ind./Warren Central
77	Ben Flick	OL	6-6	272	Fr.	HS	Hamilton, Ohio/Hamilton	33	Solomon Tentman *	LB	6-2	237	Jr.	2L	Cincinnati, Ohio/Roger Bacon
36	Marcus Foster *	S	6-1	204	Fr.	RS	Troy, Ohio/Troy	+ 7	Mike Tyson	S	6-2	200	Fr.	HS	Norfolk, Va./Lake Taylor/Hargrave Military Academy
+ 58	Sam Geraci ^	P	6-2	212	Fr.	HS	Cincinnati, Ohio/Moeller	19	Shaq Washington	WR	5-9	174	Jr.	1L	Maple Hts., Ohio/Maple Hts.
42	Jared Golden ^	FB	6-1	240	So.	1L	Gallipolis, Ohio/Gallia Academy	98	Chad West *	DE	6-6	262	So.	SQ	Perry, Ohio/Perry
16	Jake Golic ^	TE	6-4	250	Sr.	TR	West Hartford, Conn./NW Catholic/Notre Dame	3	Howard Wilder	CB	5-11	180	Jr.	JC	Sea Pleasant, Md./Eleanor Roosevelt/Pierce College
55	Andrew Gantz ^	K	5-9	158	Fr.	HS	Dayton, Ohio/Centerville	23	Hosey Williams	RB	5-9	199	Jr.	JC	Miami, Fla./Southridge/ASA College
17	Jeremy Graves	WR	6-2	190	So.	1L	Cleveland, Ohio/Maple Heights	67	Kyle Williamson	OL	6-5	281	Fr.	HS	Madiera, Ohio/Madiera
+ 7	Tion Green	RB	6-0	220	So.	1L	Sanford, Fla./Lake Brantley	61	Kirk Willis *	LS	6-2	231	So.	1L	Granville, Ohio/Granville
93	Brad Harrah *	DE	6-5	258	Jr.	1L	Marion, Ohio/Marion Pleasant	56	Mark Wilson	DE	6-3	225	Fr.	HS	Hampton, Va./Phoebus
87	Javon Harrison	WR	6-1	200	Fr.	HS	Dayton, Ohio/Huber Hts. Wayne	+ 8	Adrian Witty *	S	5-10	187	Jr.	2L	Deerfield Beach, Fla./Deerfield Beach
95	Terrell Hartsfield	DE	6-3	246	Jr.	JC	Wake Forest, N.C./Rolesville/Copiah-Lincoln CC								
34	Tim Helton ^	WR	6-2	189	Fr.	HS	Cleveland, Ohio/NDCL								
32	Zach Higgenbotham	LB	6-0	211	Fr.	HS	Cincinnati, Ohio/Country Day								
3	Johnny Holton	WR	6-3	190	Jr.	JC	Miami, Fla./Coral Gables/College of Dupage								
41	Kevin Hyland ^ *	LB	6-2	230	So.	SQ	Cincinnati, Ohio/Elder								
+ 58	Dwight Jackson ^	DL	6-1	213	Jr.	1L	Miami, Fla./Central								
85	Travis Johnson	TE	6-4	249	Fr.	HS	Tampa, Fla./Jesuit								
20	Tshumbi Johnson	WR	5-11	175	Fr.	HS	Immokalee, Fla./Immokalee								
29	Andre Jones *	S	6-1	197	Fr.	RS	Cincinnati, Ohio/Colerain								

+ - Double Number; ^ - Walk-On; \* - Has utilized redshirt year; # - Not eligible to play due to NCAA transfer regulations.



# 2013 UNIVERSITY OF CINCINNATI FOOTBALL

## ROSTER BY POSITION

### CORNERBACKS

+ 2	Trenier Orr *	5-11	177	So.	1L	Winter Garden, Fla./Ocoee
+ 3	Howard Wilder	5-11	180	Jr.	JC	Sea Pleasant, Md./Eleanor Roosevelt/Pierce College
+ 5	Aaron Brown	5-11	172	Fr.	HS	Miami, Fla./Northwestern
+ 11	Deven Drane	5-11	187	Sr.	3L	Plantation, Fla./Plantation
12	Leviticus Payne	5-9	183	So.	1L	Southfield, Mich./Southfield
13	Grant Coleman ^	5-11	162	Fr.	HS	Reynoldsburg, Ohio/Reynoldsburg
+ 35	Dylan Coombs ^ *	6-1	182	Fr.	RS	Cincinnati, Ohio/Colerain

### LINEBACKERS

32	Zach Higgenbotham	6-0	211	Fr.	HS	Cincinnati, Ohio/Country Day
33	Solomon Tentman *	6-2	237	Jr.	2L	Cincinnati, Ohio/Roger Bacon
37	Lindsay Crook	6-2	222	Fr.	HS	Sydney, Australia/Southport School
+ 38	Mason Antoun ^ *	6-1	225	So.	SQ	Cincinnati, Ohio/Reading
41	Kevin Hyland ^ *	6-2	230	So.	SQ	Cincinnati, Ohio/Elder
43	Nick Temple	5-10	218	Jr.	2L	Indianapolis, Ind./Warren Central
44	Corey Mason ^ *	6-3	223	Jr.	SQ	Cincinnati, Ohio/Elder
45	Ey'Shawn McClain *	6-1	234	Fr.	RS	Jacksonville, Fla./Raines
48	Jeff Luc *	6-1	251	Jr.	TR	Port St. Lucie, Fla./Treasure Coast/Fla. St.
51	Greg Blair	6-2	252	Sr.	1L	Pittsburgh, Pa./Schenley/Lackawanna CC
53	Franklin Bruscianelli ^ *	6-0	221	Fr.	RS	Woodridge, Ill./Montini Catholic
57	Clemente Casseus ^	6-1	227	Jr.	1L	Miami Fla./Everglades

### DEFENSIVE ENDS

52	Elijah Shuler	6-3	257	Sr.	1L	N. Brandford, Conn./N. Brandford/Pierce CC
56	Mark Wilson	6-3	225	Fr.	HS	Hampton, Va./Phoebus
+ 58	Dwight Jackson ^	6-1	213	Jr.	1L	Miami, Fla./Central
89	Korey Cunningham	6-5	254	Fr.	HS	Montevallo, Ala./Montevallo
92	Silverberry Mouhon *	6-4	248	So.	1L	Norcross, Ga./Norcross
93	Brad Harrah *	6-5	257	Jr.	1L	Marion, Ohio/Marion Pleasant
95	Terrell Hartsfield	6-3	246	Jr.	JC	Wake Forest, N.C./Rolesville/Copiah-Lincoln CC
96	Josh Posley	6-1	252	So.	1L	Indianapolis, Ind./Warren Central
98	Chad West *	6-6	262	So.	SQ	Perry, Ohio/Perry
99	Jerrell Jordan	6-3	248	Jr.	JC	Alta Vista, Va./Alta Vista/Copiah-Lincoln CC

### DEFENSIVE TACKLES

46	Mitch Meador *	6-4	290	Sr.	3L	Greenwood, Ind./Whiteland Community
50	Alex Pace *	6-2	282	Fr.	RS	Cleveland, Ohio/Ginn Academy
+ 65	Connor Donnini ^ *	5-10	293	So.	SQ	Dayton, Ohio/Centerville
70	Brandon Mitchell *	6-2	308	So.	SQ	Cincinnati, Ohio/Withrow
90	Camaron Beard *	6-5	287	Jr.	2L	Indianapolis, Ind./Cathedral
91	Adam Dempsey ^	6-2	285	Sr.	1L	Fort Thomas, Ky./Highlands
94	Jordan Stepp *	6-1	285	Sr.	3L	Indianapolis, Ind./Ben Davis
97	Marques Aiken	6-5	275	Sr.	TR	Lauderhill, Fla./Boyd Anderson/Marshall

### SAFETIES

+ 7	Mike Tyson	6-2	200	Fr.	HS	Norfolk, Va./Lake Taylor/Hargrave Military Academy
+ 8	Adrian Witty *	5-10	187	Jr.	2L	Deerfield Beach, Fla./Deerfield Beach
22	Zach Edwards	5-11	186	Fr.	HS	Middletown, Ohio/Middletown
25	Arryn Chenault	6-0	208	Sr.	3L	Cincinnati, Ohio/Fairfield
26	Braxton Lane *	5-11	202	Fr.	RS	Tyrone, Ga./Sandy Creek HS
27	Drake Bruns *	6-0	201	Fr.	RS	Fort Thomas, Ky./Highlands
29	Andre Jones *	6-1	197	Fr.	RS	Cincinnati, Ohio/Colerain
30	Darren Doston	6-2	195	Jr.	JC	Daytona Beach, Fla./Seabreeze/Coll. of the Sequoias
36	Marcus Foster *	6-1	204	Fr.	RS	Troy, Ohio/Troy
40	Kevin Brown	6-1	206	So.	1L	Indianapolis, Ind./Lawrence Central

### SPECIALISTS

14	Tony Miliano *	6-2	186	Jr.	2L	North Bend, Ohio/Elder
+ 24	John Lloyd ^ *	6-2	237	Jr.	SQ	Cincinnati, Ohio/CHCA
55	Andrew Gantz ^	5-9	158	Fr.	HS	Dayton, Ohio/Centerville
+ 58	Sam Geraci ^	6-2	212	Fr.	HS	Cincinnati, Ohio/Moeller
61	Kirk Willis *	6-2	231	So.	1L	Granville, Ohio/Granville

### FULLBACKS

9	Patrick Coyne *	6-1	240	So.	1L	Cincinnati, Ohio/Badin
+ 10	Jordan Luallen *	6-3	240	Sr.	2L	Greenwood, Ind./Center Grove/Ga. Tech
31	Deionte Buckley	5-9	212	So.	1L	Indianapolis, Ind./Warren Central
+ 38	EJ Junior IV *	6-0	222	Fr.	RS	Middletown, Ohio/Middletown
39	Kyle Nutter ^	5-11	230	Fr.	HS	Genoa, Ohio/Genoa
42	Jared Golden ^	6-1	240	So.	1L	Gallipolis, Ohio/Gallia Academy

### OFFENSIVE LINE

59	Deyshaw Bond *	6-2	287	Fr.	RS	Indianapolis, Ind./Warren Central
60	Sam Longo ^ *	6-5	305	Sr.	1L	Spring Valley, Ohio/Bellbrook/Ohio State
62	Cory Keebler *	6-7	294	Jr.	2L	Liberty Township, Ohio/Lakota East
63	Dan Sprague *	6-3	290	Sr.	1L	Worthington, Ohio/Kilbourne
64	Will Steur ^	6-4	303	Fr.	HS	Cincinnati, Ohio/Madeira
+ 65	Tyreek Burwell ^ #	6-5	230	Sr.	TR	Huntington Strn., N.Y./Walt Whitman/SUNY Cortland
66	David Niehaus ^	6-1	288	Fr.	HS	Cincinnati, Ohio/Colerain
67	Kyle Williamson	6-5	281	Fr.	HS	Madiera, Ohio/Madiera
69	Dominic Mainello ^ *	6-3	280	Jr.	SQ	Fort Mitchell, Ky./Beechwood
71	Eric Lefeld *	6-6	309	Jr.	2L	Coldwater, Ohio/Coldwater
72	Garrett Campbell ^	6-5	308	Fr.	HS	Cincinnati, Ohio/St. Xavier
73	Ryan Leahy *	6-6	282	Fr.	RS	Cincinnati, Ohio/LaSalle
74	Justin Murray *	6-5	294	So.	SQ	Cincinnati, Ohio/Sycamore
75	Kevin Schloemer *	6-7	312	Jr.	1L	Liberty Township, Ohio/Lakota West
76	Austen Bujnoch *	6-5	290	Sr.	3L	Cincinnati, Ohio/Elder
77	Ben Flick	6-6	272	Fr.	HS	Hamilton, Ohio/Hamilton
78	Parker Ehinger *	6-7	292	So.	1L	Rockford, Mich./Rockford
79	Andre Cureton *	6-6	310	Sr.	SQ	Indianapolis, Ind./Pike

### RUNNING BACKS

1	Ralph David Abernathy IV	5-7	160	Jr.	2L	Atlanta, Ga./Westminster School
+ 7	Tion Green	6-0	220	So.	1L	Sanford, Fla./Lake Brantley
21	Rodriguez Moore	5-10	176	Jr.	JC	Bastrop, La./Bastrop/East Mississippi CC
23	Hosey Williams	5-9	199	Jr.	JC	Miami, Fla./Southridge/ASA College
49	Anthony King ^**	5-11	219	Jr.	2L	Chicago, Ill./Ayersville

### QUARTERBACKS

+ 2	Michael Colosimo ^	6-3	216	Jr.	HS	Fort Mitchell, Ky./Beachwood
4	Munchie Legaux	6-5	200	Sr.	3L	New Orleans, La./Edna Karr
+ 8	Gunner Kiel ^ #	6-4	208	So.	TR	Columbus, Ind./East
+ 10	Bennie Coney *	6-3	216	Fr.	RS	Plant City, Fla./Plant City
+ 11	Brendon Kay *	6-4	228	Sr.	1L	Marine City, Mich./Marine City

### TIGHT ENDS

16	Jake Golic ^	6-4	250	Sr.	TR	West Hartford, Conn./NW Catholic/Notre Dame
18	Tyler Cogswell	6-4	248	Fr.	HS	Plantation, Fla./American Heritage
+ 35	Josh Russ *	6-5	240	Jr.	SQ	Elyria, Ohio/Elyria Catholic
81	DJ Dowdy *	6-4	241	Fr.	RS	Akron, Ohio/North
83	Chris Burton	6-3	272	Fr.	HS	Danville, Va./George Washington
85	Travis Johnson	6-4	249	Fr.	HS	Tampa, Fla./Jesuit
86	Blake Annen *	6-5	250	Sr.	3L	Upper Arlington , Ohio/Upper Arlington

### WIDE RECEIVERS

+ 3	Johnny Holton	6-3	190	Jr.	JC	Miami, Fla./Coral Gables/College of Dupage
+ 5	Mark Barr	6-1	163	Fr.	HS	Fort Lauderdale, Fla./St. Thomas Aquinas
6	Anthony McClung	6-0	177	Sr.	3L	Indianapolis, Ind./Pike
15	Chris Moore *	6-1	190	So.	1L	Tampa, Fla./Thomas Jefferson
17	Jeremy Graves	6-2	190	So.	1L	Cleveland, Ohio/Maple Heights
19	Shaq Washington	5-9	174	Jr.	1L	Maple Hts., Ohio/Maple Hts.
20	Tshumbi Johnson	5-11	175	Fr.	HS	Immokalee, Fla./Immokalee
+ 24	Chris Burrell ^ *	5-6	160	Jr.	SQ	Westwood, N.J./Don Bosco/Temple
34	Tim Helton ^	6-2	189	Fr.	HS	Cleveland, Ohio/NDCL
80	Alex Chisum	6-3	195	Jr.	2L	Fayetteville, Ga./Sandy Creek
82	Max Morrison *	6-1	173	So.	1L	Kenton, Ohio/Kenton
84	Nate Cole *	6-1	193	Fr.	RS	Memphis, Tenn./Mitchell
87	Javon Harrison	6-1	200	Fr.	HS	Dayton, Ohio/Huber Hts. Wayne
88	Shakim Alonzo *	6-4	218	Fr.	RS	Pittsburgh, Pa./Woodland Hills

## POST-SPRING DEPTH CHART

## OFFENSE

<b>LT</b>	71 Eric Lefeld	6-6	309	Jr.	2L	Coldwater, Ohio/Coldwater
	62 Cory Keebler	6-7	294	Jr.	2L	Liberty Township, Ohio/Lakota East
<b>LG</b>	76 Austen Bujnoch	6-5	290	Sr.	3L	Cincinnati, Ohio/Elder
	75 Kevin Schloemer	6-7	312	Jr.	1L	Liberty Township, Ohio/Lakota West
<b>C</b>	63 Dan Sprague	6-3	290	Sr.	1L	Worthington, Ohio/Kilbourne
	59 Deyshawn Bond	6-2	287	Fr.	RS	Indianapolis, Ind./Warren Central
<b>RG</b>	60 Sam Longo	6-5	305	Sr.	1L	Spring Valley, Ohio/Bellbrook/Ohio State
	79 Andre Cureton	6-6	310	Sr.	SQ	Indianapolis, Ind./Pike
<b>RT</b>	78 Parker Ehinger	6-7	292	So.	1L	Rockford, Mich./Rockford
	74 Justin Murray	6-5	294	So.	SQ	Cincinnati, Ohio/Sycamore
<b>TE</b>	86 Blake Annen	6-5	250	Sr.	3L	Upper Arlington, Ohio/Upper Arlington
	81 DJ Dowdy	6-4	241	Fr.	RS	Akron, Ohio/North
<b>WR</b>	80 Alex Chisum	6-3	195	Jr.	2L	Fayetteville, Ga./Sandy Creek
	82 Max Morrison	6-1	173	So.	1L	Kenton, Ohio/Kenton
<b>WR</b>	6 Anthony McClung	6-0	177	Sr.	3L	Indianapolis, Ind./Pike
	19 Shaq Washington	5-9	174	Jr.	1L	Maple Hts., Ohio/Maple Hts.
<b>WR</b>	15 Chris Moore	6-1	190	So.	1L	Tampa, Fla./Thomas Jefferson
	84 Nate Cole	6-1	193	Fr.	RS	Memphis, Tenn./Mitchell
-or-	17 Jeremy Graves	6-2	190	Fr.	HS	Cleveland, Ohio/Maple Heights
<b>QB</b>	11 Brendon Kay	6-4	228	Sr.	1L	Marine City, Mich./Marine City
-or-	4 Munchie Legaux	6-5	200	Sr.	3L	New Orleans, La./Edna Karr
	10 Bennie Coney	6-3	216	Fr.	RS	Plant City, Fla./Plant City
<b>RB</b>	1 Ralph David Abernathy IV	5-7	160	So.	1L	Atlanta, Ga./Westminster School
	7 Tion Green	6-0	220	So.	1L	Sanford, Fla./Lake Brantley
<b>FB</b>	42 Jared Golden	6-1	240	So.	1L	Gallipolis, Ohio/Gallia Academy
	31 Deionte Buckley	5-9	212	So.	1L	Indianapolis, Ind./Warren Central
	10 Jordan Luallen	6-3	240	Sr.	2L	Greenwood, Ind./Center Grove/Ga. Tech

## SPECIAL TEAMS

<b>LS</b>	61 Kirk Willis	6-2	231	Fr.	RS	Granville, Ohio/Granville
<b>H</b>	24 John Lloyd	6-2	237	Jr.	SQ	Cincinnati, Ohio/CHCA
<b>PK</b>	14 Tony Miliano	6-2	186	So.	1L	North Bend, Ohio/Elder
<b>KO</b>	14 Tony Miliano	6-2	186	So.	1L	North Bend, Ohio/Elder
<b>P</b>	24 John Lloyd	6-2	237	So.	SQ	Cincinnati, Ohio/CHCA
<b>KOR</b>	1 Ralph David Abernathy IV	5-7	160	So.	1L	Atlanta, Ga./Westminster School
<b>PR</b>	6 Anthony McClung	6-0	177	Jr.	2L	Indianapolis, Ind./Pike

## PRONOUNCIATIONS

## PLAYERS

Marques Aiken	mar-CUS A-kin
Shakim Alonzo	SHY-kim
Blake Annen	ANN-in
Austen Bujnoch	BOOJ-knock
Clemente Casseus	cluh-MEN-tay CASS-ee-us
Arryn Chenault	SHA-nault
Deven Drane	DEV-in drain
Parker Ehinger	EIN-ger
Tion Green	TEE-on

Eric Lefeld	LAY-feld
Munchie Legaux	LAY-go
Jordan Luallen	lou-AL-in
Domenic Mainello	muh-nell-oh
Mitch Meador	MEH-door
Tony Miliano	mil-eee-AHH-no
Silverberry Mouhon	MOO-hon
Trenier Orr	TRUH-neer
Kevin Schloemer	SHLO-mer

## DEFENSE

<b>LE</b>	92 Silverberry Mouhon	6-4	248	So.	1L	Norcross, Ga./Norcross
	96 Josh Posley	6-1	252	So.	1L	Indianapolis, Ind./Warren Central
<b>T</b>	46 Mitch Meador	6-4	290	Jr.	2L	Greenwood, Ind./Whiteland Community
	70 Brandon Mitchell	6-2	308	So.	SQ	Cincinnati, Ohio/Withrow
<b>N</b>	94 Jordan Stepp	6-1	285	Jr.	2L	Indianapolis, Ind./Ben Davis
	91 Adam Dempsey	6-2	285	Sr.	SQ	Fort Thomas, Ky./Highlands
<b>RE</b>	99 Jerrell Jordan	6-3	248	Jr.	JC	Alta Vista, Va./Alta Vista/Copiah-Lincoln CC
-or-	93 Brad Harrah	6-5	258	Jr.	1L	Marion, Ohio/Marion Pleasant
<b>SAM</b>	43 Nick Temple	5-10	218	So.	1L	Indianapolis, Ind./Warren Central
	44 Corey Mason	6-3	223	So.	SQ	Cincinnati, Ohio/Elder
<b>MIKE</b>	51 Greg Blair	6-2	252	Sr.	SQ	Pittsburgh, Pa./Schenley/Lackawanna CC
	33 Solomon Tentman	6-2	237	So.	1L	Cincinnati, Ohio/Roger Bacon
<b>WILL</b>	48 Jeff Luc	6-1	251	Jr.	TR	Port St. Lucie, Fla./Treasure Coast/Fla. St.
	57 Clemente Casseus	6-1	227	So.	1L	Miami Fla./Everglades
<b>LC</b>	11 Deven Drane	5-11	187	Jr.	2L	Plantation, Fla./Plantation
	18 Darren Doston	6-2	195	Jr.	JC	Daytona Beach, Fla./Seabreeze/Coll. of the Sequoias
<b>NK</b>	8 Adrian Witty	5-10	187	Jr.	2L	Deerfield Beach, Fla./Deerfield Beach
	26 Zach Edwards	5-11	186	Fr.	HS	Middletown, Ohio/Middletown
<b>LS</b>	25 Arryn Chenault	6-0	208	Jr.	2L	Cincinnati, Ohio/Fairfield
	40 Kevin Brown	6-1	206	So.	1L	Indianapolis, Ind./Lawrence Central
<b>RS</b>	29 Andre Jones	6-1	197	Fr.	RS	Cincinnati, Ohio/Colerain
	36 Marcus Foster	6-1	204	Fr.	RS	Troy, Ohio/Troy
<b>RC</b>	2 Trenier Orr	5-11	177	So.	1L	Winter Garden, Fla./Ocoee
-or-	12 Leviticus Payne	5-9	183	So.	1L	Southfield, Mich./Southfield

## INCOMING JUNIOR COLLEGE PLAYERS/ELIGIBLE TRANSFERS

3	Johnny Holton	WR	6-3	190	Jr.	JC	Miami, Fla./Coral Gables/College of Dupage
3	Howard Wilder	DB	5-11	180	Jr.	JC	Sea Pleasant, Md./Eleanor Roosevelt/Pierce College
16	Jake Golic	TE	6-4	250	Sr.	TR	W. Hartford, Conn./NW Catholic/Notre Dame
21	Rodriguez Moore	RB	5-10	190	Jr.	JC	Bastrop, La./Bastrop/East Mississippi CC
23	Hosey Williams	RB	5-9	199	Jr.	JC	Miami, Fla./Southridge/ASA College
95	Terrell Hartsfield	DL	6-3	246	Jr.	JC	Wake Forest, N.C./Rolesville/Copiah-Lincoln CC
97	Marques Aiken	DL	6-5	275	Sr.	TR	Lauderhill, Fla./Boyd Anderson/Marshall

## 2013 UNIVERSITY OF CINCINNATI FOOTBALL

### SQUAD BREAKDOWN

#### STARTERS RETURNING (16)

##### OFFENSE (8)

NO.	NAME	POS	HT	WT	CL-ELIG	NOTES
71	Eric Lefeld	LT	6-6	309	Jr.-2L	First-Team All-BIG EAST honoree ... started all 13 games after making the move from RT.
76	Austen Bujnoch	LG	6-5	290	Sr.-3L	First-Team All-BIG EAST honoree ... started all 13 games ... active UC leader with 26 straight starts.
63	Dan Sprague	C	6-3	290	Sr.-1L	Started all 13 games in the middle ... OL had a 1,000-yard rusher for third-straight season.
60	Sam Longo	RG	6-5	305	Sr.-1L	Transfer made 12 starts at RG ... OL surrendered only 15 sacks on the season.
78	Parker Ehinger	RT	6-7	292	Sr.-1L	Named to FWAA Freshman All-America Team ... Started 12 games at RT & RG.
6	Anthony McClung	WR	6-0	177	Sr.-2L	Finished with 34 catches for 539 yards and a pair of TDs.
4	Munchie Legaux	QB	6-5	200	Sr.-3L	Started UC's first seven games (5-2) ... 1,716 yds passing, 335 yds rushing, 17 combined TDs.
11	Brendon Kay	QB	6-4	228	Sr.-1L	2012 Belk Bowl MVP ... was 4-1 in five 2012 starts ... received sixth year of eligibility from NCAA.

##### DEFENSE (6)

NO.	NAME	POS	HT	WT	CL-ELIG	NOTES
90	Camaron Beard	DT	6-5	287	Jr.-2L	Started the last 11 games of 2012 ... made 30 tackles, including five for a loss.
94	Jordan Stepp	DT	6-1	285	Sr.-3L	Played in 13 games, making eight starts ... finished with 36 tackles, four for a loss.
51	Greg Blair	LB	6-2	252	Sr.-1L	First-Team All-BIG EAST honoree ... made 138 stops ... awarded fifth year of eligibility from NCAA.
43	Nick Temple	LB	5-10	218	Jr.-2L	Has two career interceptions, both in bowl games ... scored first career TD at 2012 Belk Bowl.
11	Deven Drane	DB	5-11	187	Sr.-3L	Made 42 stops ... had two interceptions and nine passes defended.
25	Arryn Chenault	DB	6-0	208	Sr.-3L	Made 49 stops, tied for team lead with three interceptions, 1.5 sacks and six passes defended.

##### SPECIAL TEAMS (2)

NO.	NAME	POS	HT	WT	CL-ELIG	NOTES
14	Tony Miliano	K	6-2	186	Jr.-2L	Finished 17-of-22 on the year, was 10-of-11 on kicks inside 39 yards with a long FG of 47.
61	Kirk Willis	LS	6-2	231	So.-1L	Strong performer in first year snapping on punts and field goals.

#### STARTERS LOST (11)

##### OFFENSE (4)

NO.	NAME	POS	HT	WT	CL-ELIG	NOTES
18	Travis Kelce	TE	6-6	260	Sr.-3L	First-Team All-BIG EAST honoree ... best ever season for a UC tight end ... 45 rec, 722 yds. 8 TD.
7	Kenbrell Thompkins	WR	6-1	190	Sr.-2L	Second-leading receiver with 34 catches for 541 yards and two touchdowns.
16	Damon Julian	WR	6-2	210	Sr.-2L	Had 24 receptions for 377 yards and four TDs, including a game winner vs. Virginia Tech.
32	George Winn	RB	5-11	210	Sr.-4L	Second-Team All-BIG EAST selection ... Rushed for 1,370 yards and 13 TDs. Averaged 102.6 ypg.

##### DEFENSE (5)

NO.	NAME	POS	HT	WT	CL-ELIG	NOTES
54	Walter Stewart	DL	6-5	249	Sr.-4L	Second-Team All-BIG EAST selection ... limited to five games due to injury ... had five sacks.
99	Dan Giordano	DL	6-4	260	Sr.-4L	First-Team All-BIG EAST honoree ... tied for team lead with five sacks ... 56 tackles & 12 QBH.
4	Maalik Bomar	LB	6-2	228	Sr.-4L	Second on team with 85 tackles, including 51 solo stops ... three-year starter.
26	Drew Frey	DB	6-3	212	Sr.-4L	Totaled 50 tackles and nine passes defended ... UC's active career leader with eight interceptions.
21	Camerron Cheatham	DB	5-9	187	Sr.-4L	Three-year starter was third on team with 57 tackles ... Had four sacks and three interceptions.

##### SPECIAL TEAMS (2)

NO.	NAME	POS	HT	WT	CL-ELIG	NOTES
34	Pat O'Donnell	P	6-5	222	Sr.-3L	Second-Team All-BIG EAST selection ... averaged 41.8 yards per punt ... 10 kicks over 50 yards.
83	Danny Milligan	PR	5-9	172	Sr.-3L	Averaged 9.4 yards per punt return with a season-long gallop of 42 yards.

#### LETTERWINNERS RETURNING (43)

- » Ralph David Abernathy IV, Blake Annen, Demetri Beal, Camaron Beard, Greg Blair, Kevin Brown, Deionte Buckley, Austen Bujnoch, Clemente Casseus, Arryn Chenault, Alex Chisum, Adam Dempsey, Deven Drane, Parker Ehinger, Jared Golden, Jeremy Graves, Tion Green, Brad Harrah, Brendon Kay, Cory Keebler, Anthony King, Eric Lefeld, Munchie Legaux, Sam Longo, Roney Lozano, Jordan Luallen, Anthony McClung, Mitch Meador, Tony Miliano, Chris Moore, Max Morrison, Silverberry Mouhon, Trenier Orr, Leviticus Payne, Josh Posley, Kevin Schloemer, Elijah Shuler, Dan Sprague, Jordan Stepp, Nick Temple, Solomon Tentman, Kirk Willis, Adrian Wittly.

#### SQUADMEN RETURNING (18)

- » Mason Antoun, Chris Burrell, Patrick Coyne, Andre Cureton, Jacob Giltrow, Chad Hannah, Kevin Hyland, John Lloyd, Dominic Mainello, Breon Mapp, Corey Mason, Brandon Mitchell, Justin Murray, Rob Rice, Josh Russ, Matt Staubach, Shaq Washington, Chad West.

#### LETTERWINNERS LOST (25)

- » Dominique Battle, Maalik Bomar, Camerron Cheatham, Adam Fearing, Drew Frey, Dan Giordano, Sean Hooley, Bruce Horner, Damon Julian, Travis Kelce, Pat Lambert, Colin Lozier, Sean McClellan, Danny Milligan, Brandon Mills, Malcolm Murray, Pat O'Donnell, Jameel Poteat, Demetrius Richardson, Aaron Roberson, Walter Stewart, Kenbrell Thompkins, Chris Williams, John Williams, George Winn.

#### REDSHIRTS (21)

- » Shakim Alonzo, Deyshawn Bond, Drake Bruns, Franklin Bruscianelli, Jonathan Burt, Nate Cole, Bennie Coney, Dylan Coombs, DJ Dowdy, Marcus Foster, Corey Griffin, Nick Hunt, Andre Jones, Joey Jones, EJ Junior IV, Braxton Lane, Ryan Leahy, Jeff Luc, Ey'Shawn McClain, Trenton Norvell, Alex Pace



**THURSDAY, AUGUST 29**

Akron at UCF ..... 7 p.m., ESPN3  
 Towson at UConn ..... 7:30 p.m., ESPN3  
 Rutgers at Fresno State.....10:30 p.m., ESPN3

**FRIDAY, AUGUST 30**

Texas Tech at SMU..... 8 p.m., ESPN  
 Southern at Houston .....8:30 p.m., ESPN3

**SATURDAY, AUGUST 31**

Purdue at Cincinnati.....Noon, ESPN3  
 Temple at Notre Dame..... 3:30 p.m., NBC  
 McNeese State at USF ..... 7 p.m., ESPN3

**SUNDAY, SEPTEMBER 1**

Ohio at Louisville ..... 3:30 p.m., ESPN

**FRIDAY, SEPTEMBER 6**

UCF at Florida International ..... 8 p.m., CBS SN

**SATURDAY, SEPTEMBER 7**

Cincinnati at Illinois..... Noon, ESPN2/ESPN3  
 USF at Michigan State..... Noon, ESPN2/ESPN3  
 Houston at Temple \*..... Noon, ESPN Regional  
 Eastern Kentucky at Louisville..... Noon, ESPN3  
 Norfolk State at Rutgers ..... Noon, CBS SN  
 Duke at Memphis.....4:30 p.m., ESPN3  
 Montana State at SMU ..... 8 p.m., ESPN3

**SATURDAY, SEPTEMBER 14**

Eastern Michigan at Rutgers..... 1 p.m., ESPN3  
 Fordham at Temple..... 1 p.m., ESPN3  
 UCF at Penn State..... 6 p.m., Big Ten Network  
 Northwestern State at Cincinnati..... 7 p.m., ESPN3  
 Florida Atlantic at USF..... 7 p.m., ESPN3  
 Maryland at UConn ..... 7:30 p.m., ESPN3  
 Louisville at Kentucky  
 Memphis at Middle Tennessee..... CSS

**SATURDAY, SEPTEMBER 21**

Houston at Rice 1.....3 p.m., FSN  
 Cincinnati at Miami (Ohio)  
 Michigan at UConn  
 Florida International at Louisville  
 Arkansas State at Memphis  
 Arkansas at Rutgers  
 SMU at Texas A&M

**SATURDAY, SEPTEMBER 28**

South Carolina at UCF  
 UConn at Buffalo  
 Houston at Texas-San Antonio .....FSN  
 SMU at TCU  
 Miami (Fla.) at USF  
 Temple at Idaho

**SATURDAY, OCTOBER 5**

UCF at Memphis \*  
 Cincinnati at USF \*  
 Louisville at Temple \*  
 Rutgers at SMU \*

**THURSDAY, OCTOBER 10**

Rutgers at Louisville \* ..... 7:30 p.m., ESPN

**FRIDAY, OCTOBER 11**

Temple at Cincinnati \* ..... ESPN/ESPN2

**SATURDAY, OCTOBER 12**

USF at UConn \*  
 Memphis at Houston \* 2..... Noon

**FRIDAY, OCTOBER 18**

UCF at Louisville \* ..... 8 p.m., ESPN

**SATURDAY, OCTOBER 19**

UConn at Cincinnati \*  
 Brigham Young at Houston  
 SMU at Memphis \*  
 Army at Temple

**SATURDAY, OCTOBER 26**

UConn at UCF \*  
 Houston at Rutgers \*  
 Louisville at USF \*  
 Temple at SMU \*

**WEDNESDAY, OCTOBER 30**

Cincinnati at Memphis \* ..... 8 pm, ESPN2

**THURSDAY, OCTOBER 31**

USF at Houston \* .....7 p.m., ESPN

**SATURDAY, NOVEMBER 2**

Temple at Rutgers \* ..... Noon, ESPN Regional

**FRIDAY, NOVEMBER 8**

Louisville at UConn \* ..... ESPN/ESPN2

**SATURDAY, NOVEMBER 9**

Houston at UCF \*  
 SMU at Cincinnati \*  
 Tennessee-Martin at Memphis

**SATURDAY, NOVEMBER 16**

UCF at Temple \*  
 Cincinnati at Rutgers \*  
 UConn at SMU \*  
 Houston at Louisville \*  
 Memphis at USF \*

**THURSDAY, NOVEMBER 21**

Rutgers at UCF \* ..... 7:30 p.m., ESPN

**SATURDAY, NOVEMBER 23**

Cincinnati at Houston \*  
 UConn at Temple \*  
 Memphis at Louisville \*  
 SMU at USF \*

**FRIDAY, NOVEMBER 29**

USF at UCF \* ..... ABC/ESPN/ESPN2  
 SMU at Houston \* ..... ABC/ESPN/ESPN2

**SATURDAY, NOVEMBER 30**

Rutgers at UConn \*  
 Temple at Memphis \*

**THURSDAY, DECEMBER 5**

Louisville at Cincinnati \* ..... 7:30 pm, ESPN

**SATURDAY, DECEMBER 7**

UCF at SMU \*  
 Memphis at UConn \*  
 USF at Rutgers \*

\* American Athletic Conference game

1 Reliant Stadium, Houston, Texas

2 BBVA Compass Stadium, Houston, Texas

All times Eastern; all dates and times subject to change  
 Additional television listings will be announced as they  
 become available

## 2013 OPPONENTS

**PURDUE BOILERMAKERS**

Location: West Lafayette, Ind.  
Enrollment: 39,697  
Colors: Old Gold and Black  
Director of Athletics: Morgan J. Burke  
Head Coach: Darrell Hazell  
Record at Purdue: First year  
Career Record: 16-10 (2)  
Media Contact: Matt Rector  
(765-494-3196/rector@purdue.edu)  
Website: www.purduesports.com  
Stadium: Ross-Ade (62,500/Grass)  
Offense: Multiple  
Defense: 4-3


**USF BULLS**

Location: Tampa, Fla.  
Enrollment: 41,047  
Colors: Green & Gold  
Director of Athletics: Doug Woolard  
Head Coach: Willie Taggart  
Record at USF: First year  
Career Record: 16-20 (3)  
Media Contact: TBA  
(813-974-4086/tba@usf.edu)  
Website: www.gousfbulls.com  
Stadium: Raymond James (65,857/Grass)  
Offense: West Coast  
Defense: 4-3


**SMU MUSTANGS**

Location: Dallas, Texas  
Enrollment: 10,893  
Colors: Red & Blue  
Director of Athletics: Steve Orsini  
Head Coach: June Jones  
Record at SMU: 31-35 (5)  
Career Record: 107-75 (14)  
Media Contact: Brad Sutton  
(214-768-1651/bsutton@mail.smu.edu)  
Website: www.smumustangs.com  
Stadium: Gerald J. Ford (32,000/FieldTurf)  
Offense: Run & Shoot  
Defense: Multiple


**ILLINOIS FIGHTING ILLINI**

Location: Urbana-Champaign, Ill.  
Enrollment: 42,605  
Colors: Orange & Blue  
Director of Athletics: Mike Thomas  
Head Coach: Tim Beckman  
Record at Illinois: 2-10 (1)  
Career Record: 23-26 (4)  
Media Contact: Kent Brown  
(217-244-6533/kwbrown3@illinois.edu)  
Website: www.fightingillini.com  
Stadium: Memorial (60,670/FieldTurf)  
Offense: Spread/Multiple  
Defense: Multiple


**TEMPLE OWLS**

Location: Philadelphia, Pa.  
Enrollment: 39,000  
Colors: Cherry & White  
Director of Athletics: Bill Bradshaw  
Head Coach: Matt Rhule  
Record at Temple: First year  
Career Record: First year  
Media Contact: Cathy Bongiovi  
(215-204-1608/cathyb@temple.edu)  
Website: www.owlsports.com  
Stadium: Lincoln Financial Field (68,532/Grass)  
Offense: Pro Spread  
Defense: 4-3


**RUTGERS SCARLET KNIGHTS**

Location: New Brunswick, N.J.  
Enrollment: 65,000  
Color: Scarlet  
Director of Athletics: Julie Hermann  
Head Coach: Kyle Flood  
Record at Rutgers: 9-4 (2)  
Career Record: Same  
Media Contact: Jason Baum  
(732-445-7885/jbaum@scarletknights.com)  
Website: www.scarletknights.com  
Stadium: High Point Solutions (52,454/FieldTurf)  
Offense: Pro Style  
Defense: 4-3


**NORTHWESTERN STATE DEMONS**

Location: Natchitoches, La.  
Enrollment: 9,447  
Colors: Purple & White, Orange trim  
Director of Athletics: Greg Burke  
Head Coach: Jay Thomas  
Record at NWSU: First year as HC (third at school)  
Career Record: 27-35 (6)  
Media Contact: Doug Ireland  
(318-357-6467/ireland@nsula.edu)  
Website: www.nsudemons.com  
Stadium: Turpin (15,971/AstroTurf)  
Offense: Multiple  
Defense: 3-4-4


**UConn HUSKIES**

Location: Storrs, Conn.  
Enrollment: 30,256  
Colors: National Flag Blue and White  
Director of Athletics: Warde Manual  
Head Coach: Paul Pasqualoni  
Record at UConn: 10-14 (2)  
Career Record: 151-89-1 (20)  
Media Contact: Mike Enright  
(860-486-3531/mike.enright@uconn.edu)  
Website: www.uconnhuskies.com  
Stadium: Rentschler Field (40,000/Grass)  
Offense: Multiple  
Defense: 4-3/3-4


**HOUSTON COUGARS**

Location: Houston, Texas  
Enrollment: 40,750  
Colors: Scarlet & White  
Director of Athletics: Mack Rhodes  
Head Coach: Tony Levine  
Record at Houston: 5-7 (1)  
Career Record: Same  
Media Contact: David Bassity  
(713-743-9409/dbassity@central.uh.edu)  
Website: www.uhcougars.com  
Stadium: Rice (47,000/FieldTurf)  
Offense: Multiple  
Defense: Multiple


**MIAMI (OHIO) REDHAWKS**

Location: Oxford, Ohio  
Enrollment: 28,994  
Colors: Red & White  
Director of Athletics: David Saylor  
Head Coach: Don Treadwell  
Record at Miami: 8-16 (2)  
Career Record: Same  
Media Contact: Dave Meyer  
(513-529-4329/meyerd@miamioh.edu)  
Website: www.mredhawks.com  
Stadium: Yager (24,286/FieldTurf)  
Offense: Multiple  
Defense: Multiple


**MEMPHIS TIGERS**

Location: Memphis, Tenn.  
Enrollment: 22,365  
Colors: Royal Blue & Grey  
Director of Athletics: Tom Bowen  
Head Coach: Justin Fuente  
Record at Memphis: 4-8 (1)  
Career Record: Same  
Media Contact: Ron Mears  
(901-678-2397/rmears@memphis.edu)  
Website: www.gotigersgo.com  
Stadium: Liberty Bowl Memorial (61,000/AstroTurf)  
Offense: Multiple  
Defense: Multiple


**LOUISVILLE CARDINALS**

Location: Louisville, Ky.  
Enrollment: 23,000  
Colors: Red & Black  
Director of Athletics: Tom Jurich  
Head Coach: Charlie Strong  
Record at Louisville: 25-14 (3)  
Career Record: 25-15 (31)  
Media Contact: Rocco Gasparro  
(502.852.0102/rocco@gocards.com)  
Website: www.gocards.com  
Stadium: Papa Johns Cardinal (55,000/FieldTurf)  
Offense: Multiple  
Defense: 4-3



## 2013 SERIES INFORMATION

**PURDUE**

Series Record.....	Purdue leads 1-0
At Cincinnati.....	Purdue leads 1-0
At West Lafayette.....	-
At Neutral Sites.....	-
Most UC points.....	14 (PU 19-14, 2001)
Most Purdue points.....	19 (PU 19-14, 2001)
Combined points.....	33 (PU 19-14, 2001)
Biggest UC win.....	-
Biggest Purdue win.....	5 (19-14, 2001)
Current streak.....	Purdue - 1

## Game-by-Game Breakdown

Year	Site	Score	Winner
9/2/01	Cincinnati	19-14	PU

**ILLINOIS**

Series Record.....	Cincinnati leads 1-0
At Cincinnati.....	Cincinnati leads 1-0
At Champaign.....	-
At Neutral Sites.....	-
Most UC points.....	49 (UC 49-36, 2009)
Most Illinois points.....	36 (UC 49-36, 2009)
Combined points.....	85 (49-36, 2009)
Biggest UC win.....	13 (49-36, 2009)
Biggest Illinois win.....	-
Current streak.....	Cincinnati - 1

## Game-by-Game Breakdown

Year	Site	Score	Winner
11/27/09	Cincinnati	49-36	UC

**NORTHWESTERN STATE**

Series Record.....	Cincinnati leads 1-0
At Cincinnati.....	Cincinnati leads 1-0
At Natchitoches.....	-
At Neutral Sites.....	-
Most UC points.....	41 (UC 41-0, 1977)
Most NWSU points.....	-
Combined points.....	41 (UC 41-0, 1977)
Biggest UC win.....	41 (41-0, 1977)
Biggest NWSU win.....	-
Current streak.....	Cincinnati - 1

## Game-by-Game Breakdown

Year	Site	Score	Winner
1977	Cincinnati	41-0	UC

**MIAMI (OH)**

Series Record.....	Miami leads 59-51-7
At Cincinnati.....	Miami leads 43-40-5
At Oxford.....	Miami leads 14-9-2
At Neutral Sites.....	Tied, 2-2
Most UC points.....	52 (UC 52-42, 1999; UC 52-14, 2012)
Most Miami points.....	44 (MU 44-16, 2005)
Combined points.....	94 (52-42, 1999)
Biggest UC win.....	46 (46-0, 1904)
Biggest Miami win.....	40 (40-0, 1917)
Current streak.....	Cincinnati - 7

## Game-by-Game Breakdown

Year	Site	Score	Winner
1888	Oxford	0-0	Tie
1889	Cincinnati	34-0	MU

1893	Oxford	24-6	MU
	Cincinnati	6-0	MU
1894	Cincinnati	6-0	UC
1895	Cincinnati	12-0	MU
1896	Cincinnati	6-4	MU
1897	Oxford	6-0	UC
	Neutral	10-6	UC
1898	Oxford	22-0	UC
1899	Neutral	22-0	UC
1900	Cincinnati	16-12	UC
1903	Cincinnati	15-0	MU
1904	Cincinnati	46-0	UC
1906	Cincinnati	0-0	Tie
1909	Cincinnati	10-6	UC
1910	Cincinnati	3-0	UC
1911	Cincinnati	11-0	UC
1912	Cincinnati	21-21	Tie
1913	Cincinnati	13-7	MU
1914	Cincinnati	20-13	MU
1915	Cincinnati	24-12	MU
1916	Cincinnati	33-0	MU
1917	Cincinnati	40-0	MU
1918	Cincinnati	0-0	Tie
1919	Cincinnati	14-0	MU
1920	Cincinnati	7-0	UC
1921	Cincinnati	15-7	MU
1922	Cincinnati	9-6	MU
1923	Cincinnati	23-0	UC
1924	Cincinnati	8-7	UC
1925	Cincinnati	33-0	MU
1926	Cincinnati	6-6	Tie
1927	Cincinnati	17-14	MU
1928	Cincinnati	34-0	MU
1929	Cincinnati	14-6	MU
1930	Cincinnati	6-0	UC
1931	Cincinnati	20-0	UC
1932	Cincinnati	21-13	MU
1933	Cincinnati	6-2	MU
1934	Cincinnati	21-0	UC
1935	Cincinnati	8-7	UC
1936	Cincinnati	0-0	Tie
1937	Cincinnati	14-6	MU
1938	Cincinnati	16-7	MU
1939	Cincinnati	13-0	UC
1940	Cincinnati	44-0	UC
1941	Cincinnati	26-0	UC
1942	Cincinnati	21-12	UC
1945	Cincinnati	28-14	MU
1946	Cincinnati	13-7	UC
1947	Cincinnati	38-7	MU
1948	Cincinnati	43-19	MU
1949	Cincinnati	27-6	UC
1950	Cincinnati	28-0	MU
1951	Cincinnati	19-14	UC
1952	Cincinnati	34-9	UC
1953	Cincinnati	14-0	UC
1954	Cincinnati	21-9	MU
1955	Cincinnati	14-0	MU
1956	Cincinnati	27-13	MU
1957	Cincinnati	20-14	MU
1958	Cincinnati	18-7	UC
1959	Cincinnati	14-7	UC
1960	Cincinnati	10-6	MU
1961	Cincinnati	7-3	MU

1962	Cincinnati	38-16	MU
1963	Cincinnati	21-19	MU
1964	Cincinnati	28-14	UC
1965	Cincinnati	37-7	MU
1966	Cincinnati	28-8	MU
1967	Cincinnati	27-14	MU
1968	Cincinnati	23-21	UC
1969	Cincinnati	36-20	MU
1970	Cincinnati	33-0	UC
1971	Oxford	43-7	MU
1972	Cincinnati	23-0	MU
1973	Oxford	6-0	MU
1974	Cincinnati	27-7	MU
1975	Oxford	21-13	MU
1976	Cincinnati	17-0	UC
1977	Cincinnati	12-7	MU
1978	Oxford	28-24	MU
1979	Oxford	27-14	MU
1980	Cincinnati	23-13	UC
1981	Oxford	7-3	MU
1982	Cincinnati	20-10	UC
1983	Oxford	14-10	MU
1984	Cincinnati	31-26	MU
1985	Oxford	16-10	MU
1986	Cincinnati	45-38	UC
1987	Cincinnati	31-26	UC
1988	Oxford	34-18	UC
1989	Oxford	30-14	UC
1990	Cincinnati	16-12	MU
1991	Cincinnati	22-9	MU
1992	Oxford	17-14	MU
1993	Cincinnati	30-23	UC
1994	Oxford	17-17	Tie
1995	Oxford	23-16	MU
1996	Cincinnati	30-23 (3 OT)	UC
1997	Oxford	34-31 (2 OT)	MU
1998	Cincinnati	41-0	MU
1999	Oxford	52-42	UC
2000	Cincinnati	45-15	UC
2001	Oxford	21-14	MU
2002	Cincinnati	31-26	MU
2003	Oxford	42-37	MU
2004	Cincinnati	45-26	UC
2005	Oxford	44-16	MU
2006	Cincinnati	24-10	UC
2007	Oxford	47-10	UC
2008	Cincinnati	45-20	UC
2009	Oxford	37-13	UC
2010	Cincinnati	45-3	UC
2011	Oxford	27-0	UC
2012	Cincinnati	52-14	UC

**USF**

Series Record.....	Cincinnati leads 7-3
At Cincinnati.....	Cincinnati leads 4-1
At USF.....	Cincinnati leads 3-2
At Neutral Sites.....	-
Most UC points.....	45 (UC 45-23, 2004)
Most USF points.....	38 (USF 38-30, 2010)
Combined points.....	71 (UC 38-33, 2007/UC 37-34, 2011)
Biggest UC win.....	22 (45-23, 2004)
Biggest USF win.....	15 (31-16, 2005)
Current streak.....	Cincinnati - 2

# 2013 UNIVERSITY OF CINCINNATI FOOTBALL

## 2013 SERIES INFORMATION

### Game-by-Game Breakdown

Year	Site	Score	Winner
2003	Tampa	(2 OT) 24-17	USF
2004	Cincinnati	45-23	UC
2005	Tampa	31-16	USF
2006	Cincinnati	23-6	UC
2007	Tampa	38-33	UC
2008	Cincinnati	24-10	UC
2009	Tampa	34-17	UC
2010	Cincinnati	38-30	USF
2011	Tampa	37-34	UC
2012	Cincinnati	27-10	UC

### TEMPLE

Series Record..... Temple leads 9-5-1  
 At Cincinnati..... Cincinnati leads 3-2-1  
 At Temple..... Temple leads 7-2-0  
 At Neutral Sites..... –  
 Most UC points..... 35 (UC 35-22, 2002)  
 Most Temple points..... 42 (TU 42-10, 1984)  
 Combined points..... 57 (UC 35-22, 2002)  
 Biggest UC win..... 24 (34-10, 2012)  
 Biggest Temple win..... 34 (41-7, 2008)  
 Current streak..... Cincinnati – 3

### Game-by-Game Breakdown

Year	Site	Score	Winner
1973	Philadelphia	16-15	TU
1974	Cincinnati	22-20	UC
1975	Philadelphia	21-17	TU
1977	Cincinnati	17-17	Tie
1978	Philadelphia	16-13	TU
1979	Philadelphia	35-20	TU
1980	Philadelphia	23-7	TU
1981	Cincinnati	24-13	TU
1982	Philadelphia	41-7	TU
1983	Cincinnati (RS)	31-16	UC
1984	Philadelphia	42-10	TU
1985	Cincinnati (RS)	28-16	TU
2002	Philadelphia	35-22	UC
2003	Cincinnati	30-24 (3OT)	UC
2012	Philadelphia	34-10	UC

### CONNECTICUT

Series Record..... Cincinnati leads 7-2  
 At Cincinnati..... Cincinnati leads 5-0  
 At Connecticut..... Tied 2-2  
 At Neutral Sites..... –  
 Most UC points..... 47 (UC 47-45, 2009)  
 Most UConn points..... 45 (UC 47-45, 2009)  
 Combined points..... 92 (UC 47-45, 2009)  
 Biggest UC win..... 24 (27-3, 2007)  
 Biggest UConn win..... 24 (40-16, 2008)  
 Current streak..... Cincinnati – 2

### Game-by-Game Breakdown

Year	Site	Score	Winner
2001	Cincinnati	45-28	UC
2005	Cincinnati	28-17	UC
2006	E. Hartford	26-23	UC
2007	Cincinnati	27-3	UC
2008	E. Hartford	40-16	UConn
2009	Cincinnati	47-45	UC
2010	E. Hartford	38-17	UConn

2011	Cincinnati	35-27	UC
2012	E. Hartford	34-17	UC

### MEMPHIS

Series Record..... Memphis leads 18-12  
 At Cincinnati..... Cincinnati leads 8-6  
 At Memphis..... Memphis leads 12-4  
 At Neutral Sites..... –  
 Most UC points..... 49 (UC 49-0, 2004)  
 Most Memphis points..... 52 (UM 52-6, 1969)  
 Combined points..... 66 (UM 45-21, 1971)  
 Biggest UC win..... 39 (49-10, 2004)  
 Biggest Memphis win..... 40 (47-7, 1984)  
 Current streak..... Cincinnati – 1

### Game-by-Game Breakdown

Year	Site	Score	Winner
1966	Memphis	26-14	UM
1967	Memphis	17-0	UM
1969	Cincinnati	52-6	UM
1970	Memphis	14-10	UM
1971	Cincinnati	45-21	UM
1972	Memphis	29-24	UM
1973	Cincinnati	17-13	UM
1974	Memphis	13-7	UM
1975	Cincinnati	13-3	UC
1978	Memphis	34-14	UC
1979	Memphis	23-17	UM
1980	Cincinnati	14-10	UC
1981	Cincinnati	38-7	UC
1982	Memphis	16-7	UC
1983	Cincinnati	43-10	UM
1984	Memphis	47-7	UM
1989	Cincinnati	34-17	UM
1992	Memphis	34-14	UM
1993	Cincinnati	23-20	UC
1994	Memphis	26-3	UM
1995	Cincinnati	28-3	UC
1996	Memphis	18-16	UM
1997	Cincinnati	20-17	UC
1998	Memphis	41-23	UM
1999	Cincinnati	21-13	UM
2000	Memphis	13-10 (OT)	UC
2001	Memphis	36-34	UC
2002	Cincinnati	48-10	UC
2003	Memphis	21-16	UM
2004	Cincinnati	49-10	UC

### SMU

First Meeting

### RUTGERS

Series Record..... Rutgers leads 9-8-1  
 At Cincinnati..... Cincinnati leads 6-2-1  
 At Piscataway..... Rutgers leads 7-2  
 At Neutral Sites..... –  
 Most UC points..... 69 (UC 69-38, 2010)  
 Most Rutgers points..... 48 (Rutgers 48-28, 1986)  
 Combined points..... 107 (UC 69-38, 2010)  
 Biggest UC win..... 32 (47-15, 2009)  
 Biggest Rutgers win..... 35 (44-9, 2005)  
 Current streak..... Rutgers – 2

### Game-by-Game Breakdown

Year	Site	Score	Winner
1980	Piscataway	24-7	RU
1981	Cincinnati	10-0	UC
1983	Cincinnati	18-7	UC
1984	Piscataway	43-15	RU
1986	Piscataway	48-28	RU
1987	Cincinnati	10-7	RU
1988	Piscataway	38-9	RU
1989	Cincinnati	17-17	Tie
1992	Cincinnati	26-24	UC
1994	Piscataway	14-9	RU
2005	Piscataway	44-9	RU
2006	Cincinnati	30-11	UC
2007	Piscataway	28-23	UC
2008	Cincinnati	13-10	UC
2009	Piscataway	47-15	UC
2010	Cincinnati	69-38	UC
2011	Piscataway	20-3	RU
2012	Cincinnati	10-3	RU

### HOUSTON

Series Record..... Houston leads 13-8  
 At Cincinnati..... UC leads 5-4  
 At Houston..... Houston leads 9-3  
 At Neutral Sites..... –  
 Most UC points..... 48 (UC 48-31, 2000)  
 Most Houston points..... 71 (UH 71-33, 1968)  
 Combined points..... 104 (UH 71-33, 1968)  
 Biggest UC win..... 33 (47-14, 2002)  
 Biggest Houston win..... 49 (49-0, 1972)  
 Current streak..... Cincinnati – 3

### Game-by-Game Breakdown

Year	Site	Score	Winner
10/5/57	Cincinnati	7-0	UH
10/4/58	Cincinnati	34-13	UH
10/3/59	Houston *	13-12	UH
11/5/60	Houston *	14-0	UH
10/21/61	Cincinnati	13-7	UH
12/1/62	Houston *	42-14	UH
11/28/64	Houston *	20-6	UC
9/24/65	Houston	21-6	UH
10/4/68	Houston	71-33	UH
9/23/71	Cincinnati	12-3	UH
11/25/72	Houston	49-0	UH
10/25/74	Houston	27-6	UH
11/1/75	Cincinnati	28-23	UC
11/13/93	Houston	41-17	UC
10/19/96	Cincinnati	31-20	UC
10/18/97	Houston	41-38 (OT)	UH
11/14/98	Cincinnati	44-43	UC
10/9/99	Houston	23-20	UH
10/7/00	Cincinnati	48-31	UC
10/20/01	Houston	29-28	UC
11/16/02	Cincinnati	47-14	UC

\*-Game played at Rice Stadium



**LOUISVILLE**

Series Record..... Cincinnati leads 29-22-1  
 At Cincinnati ..... Cincinnati leads 16-12  
 At Louisville ..... Cincinnati leads 13-10-1  
 At Neutral Sites ..... —  
 Most UC points..... 51 (UC 51-0, 1942)  
 Most UofL points ..... 70 (UofL 70-7, 2004)  
 Combined points..... 83 (UofL 43-40, 2003)  
 Biggest UC win ..... 51 (51-0, 1942)  
 Biggest UofL win ..... 63 (70-7, 2004)  
 Current streak..... Louisville - 1

2011	Cincinnati (PBS)	25-16	UC
2012	Louisville	34-31 (OT)	UofL

## Game-by-Game Breakdown

Year	Site	Score	Winner
1929	Louisville	7-0	UC
1938	Cincinnati	19-9	UC
1940	Cincinnati	7-0	UC
1941	Cincinnati	28-7	UC
1942	Cincinnati	51-0	UC
1950	Cincinnati	28-20	UC
1951	Cincinnati	38-0	UC
1953	Louisville	41-0	UC
1966	Cincinnati	17-3	UC
1967	Louisville	13-7	UC
1968	Cincinnati	37-7	UC
1969	Louisville	31-21	UC
1970	Cincinnati	28-14	UofL
1971	Louisville	19-16	UC
1972	Cincinnati	38-13	UofL
1973	Louisville	10-8	UofL
1974	Cincinnati	7-6	UC
1975	Louisville	46-27	UC
1976	Cincinnati	20-6	UofL
1977	Louisville	17-17	Tie
1978	Cincinnati	28-14	UofL
1979	Louisville	22-19	UofL
1980	Louisville	20-0	UofL
1981	Cincinnati	24-0	UC
1982	Cincinnati	38-16	UC
1983	Louisville	31-23	UofL
1984	Cincinnati	40-21	UC
1985	Louisville	31-9	UC
1986	Cincinnati	24-17	UC
1987	Louisville	25-0	UC
1988	Cincinnati	21-6	UofL
1989	Louisville	37-17	UofL
1990	Cincinnati	41-16	UofL
1991	Louisville	30-7	UC
1992	Cincinnati	27-17	UofL
1996	Louisville	10-7	UC
1997	Cincinnati	28-9	UC
1998	Louisville	62-19	UofL
1999	Cincinnati	23-13	UofL
2000	Louisville	38-24	UofL
2001	Cincinnati	28-13	UofL
2002	Louisville	24-14	UC
2003	Cincinnati	43-40	UofL
2004	Louisville	70-7	UofL
2005	Cincinnati	46-22	UofL
2006	Louisville	23-17	UofL
2007	Cincinnati	28-24	UofL
2008	Louisville	28-20	UC
2009	Cincinnati	41-10	UC
2010	Louisville	35-27	UC



**“ #HottestCollegeInAmerica is our way of saying world, take note.”**

» President Santa Ono



## WELCOME TO THE #HOTTESTCOLLEGEINAMERICA

The University of Cincinnati offers students a balance of educational excellence and real-world experience. UC is a public research university with an enrollment of more than 42,000 students.

### AN INSTITUTION ON THE RISE

- » U.S. News has ranked UC in the Top Tier of America's Best Colleges and as one of 15 “up and coming” universities.
- » The Chronicle of Higher Ed. calls UC a “research heavyweight.”
- » Travel & Leisure Magazine ranked UC among America's Most Beautiful College Campuses.
- » UC was the first public institution in Ohio named a “green university” by Princeton Review.
- » Classified as a Research University (Very High Research Activity) by the Carnegie Commission, UC is ranked as one of America's top 25 public research universities by the National Science Foundation.
- » Money Magazine's “Elite Values in Higher Education,” Kaplan's “Unofficial, Unbiased Insider's Guide to the 320 Most Interesting Colleges,” Octameron's “College Match: A Blueprint for Choosing the Best School for You” and Yahoo's “Internet Life” have all ranked the University of Cincinnati's programs among the best in the nation.

### LARGE PUBLIC UNIVERSITY

- » The University of Cincinnati enrolls more than 42,000 students, including its Blue Ash and Clermont campuses, each year in a diverse collection of 13 colleges and divisions – from the College-Conservatory of Music to the College of Medicine, law to engineering, business to arts and sciences.
- » The university offers more than 300 majors and degree programs from the associate to doctoral level.

### ATTRACTING ELITE STUDENTS

- » UC's total financial support for students is nearly \$68 million, with its cornerstone scholarship program, Cincinnati, awarding more than 2,000 scholarships totaling over \$18 million.
- » There are several additional aid awards available, including the STEER Program, Darwin T. Turner Scholarship Fund, Choose Ohio First, Cincinnati Pathways Scholarship, UC Global scholars and tuition reciprocity.
- » Additional information is available for your consideration.
- » The University Honors Program comprises the top seven percent of UC students and is committed to helping students maximize their educational opportunities at UC while discovering and pursuing their passions in life and using their gifts and talents to make meaningful contributions to society.

### AMONG THE NATION'S MOST DIVERSE

- » We offer many components that enrich us as a vibrant, public research university. UC is ranked 19th on the top 20 list of universities with a diverse student population.

### ASSISTING IN THEIR SUCCESS

- » Learning communities serve more than 2,000 freshmen annually and feature personnel who have won national awards. They are an integral part of the first-year experience at UC and are an exciting way for first-year students to build a network of study partners and friends.
- » The Center for Exploratory Studies has been featured in New York Times as a best practice and assists students who have not yet declared a major or who may be considering a change and want to make informed, intelligent decisions about their futures.

### WORLD-RENNED PROGRAMS

- » The College & Conservatory of Music (CCM) is ranked in the top 10 music schools nationally.
- » The Criminal Justice and Pediatrics programs are each ranked third in the nation, the College of Design Architecture Art & Planning (DAAP) annually has its design programs ranked in the top three nationally and its architecture program in the top 10.

### COOPERATIVE EDUCATION

- » Co-op was invented at the University of Cincinnati in 1906. Now, over 100 years and 43 countries later, generations of students worldwide have followed our lead.
- » Today, UC's co-op program is listed among the nation's best in US News & World Report rankings.

### LOYAL ALUMNI

- » The 2010-11 Almanac from the Chronicle of Higher Education ranked UC's endowment of \$1,004,368,000 at 74th in the United States among all colleges and universities.
- » Income from endowment earnings reflect the dedication of more than 250,000 living alumni.

### VIBRANT SETTING

- » The University of Cincinnati has seen tremendous growth since 2000 with the construction of 24 buildings across its main campus as well as Clermont College and Blue Ash locations.

## UC BY THE NUMBERS ...

**370** // Programs of Study

**15 to 1** // Student/Faculty Ratio

**117** // Buildings on Campus

**42,421** // Total Enrollment

**“ Among the top tier of the Best National Universities.”**

» US News and World Report, September 2012



**“ One of the nation's top Green Universities.”**

» Princeton Review, April 2011



**“ UC has one the world's most beautiful campuses.”**

» Forbes Magazine/Delta Sky Magazine, 2011





## AN INSIDE LOOK ...

The region counts eight Fortune 500 headquarters with seven more in the Fortune 1000.

### CINCINNATI FORTUNE 500s

- » Procter & Gamble
- » Kroger
- » Macy's
- » Fifth Third Bancorp
- » Ashland
- » AK Steel
- » Western & Southern Financial
- » Omnicare



### CINCINNATI USA'S MOST RECENT DESIGNATIONS:

- » Best Regional Airport by Skytrax
- » Best ER Care by Healthgrades
- » Most Affordable by Forbes Magazine
- » Most Literate
- » Safest City
- » Best for New Business by Site Selection Magazine
- » Healthiest City by Men's Health Magazine
- » Best City for Nightlife by Forbes Magazine
- » Town of Best-Kept Secrets by Travel & Leisure Magazine
- » Worth the Trip by Oprah Magazine
- » America's Most Livable Communities
- » Cities that Rock by Esquire Magazine
- » Top Fun City by Money Magazine

## THIS IS CINCINNATI USA

Take a look around Cincinnati USA and you'll see a region on the rise. New developments such as The Banks and the revitalization of historic neighborhoods like Over-the-Rhine are redefining our destination.

### THE QUEEN CITY

Amidst the gently rolling hills along the Ohio River, Cincinnati spreads from the southwestern corner of Ohio into Northern Kentucky and southeastern Indiana.

### AMONG THE FORTUNATE

Cincinnati has more Fortune 500 companies per million residents than New York, Boston, Chicago or Los Angeles, and is the home of many of the most recognized and respected brands in the world. The region counts eight Fortune 500 headquarters with seven more in the Fortune 1000.

### A GREAT PLACE TO LIVE

Cincinnati is not only among the best places for these companies to do business; it's also one of the best places to live. Named 'A Top-10 Value City' by Kiplinger magazine, Cincinnati's vibrant economy, low cost of living and great amenities helps companies retain current employees and recruit new ones.

### GETTING METROPOLITAN

The metropolitan Cincinnati population is 2.1 million. The metro area consists of Hamilton, Clermont and Warren Counties in Ohio; Boone, Campbell and Kenton Counties in Kentucky; and Dearborn County, Indiana. The city's population is about 356,000 and covers an area of 77.2 square miles.

### ACCOLADES AND AWARDS

National praise keeps coming for Cincinnati and the city's improved image has been the subject of numerous articles placed in publications such as USA Today, CNN.com and Esquire Magazine. Cincinnati is recognized not only as a top destination for all ages, but also a community that strives for innovation, quality of life and regional growth.



### AN ATTRACTIVE DESTINATION

Cincinnati's attractions were recognized as top vacation spots for families, in the Zagat Survey's U.S. Family Travel Guide, in association with Parenting Magazine. Numerous Cincinnati attractions top rankings among a list of over 1,000 sites and attractions in the United States.

- » Cincinnati is home to the NFL's Cincinnati Bengals and MLB's Cincinnati Reds.
- » Newport Aquarium was named the No. 1 aquarium in the Midwest and one of the 25 top rated attractions in the country.
- » Cincinnati Zoo & Botanical Garden ranked 13th of 50 national attractions.
- » Cincinnati Art Museum tied with four museums, including the Metropolitan Art Museum in New York and the Art Institute in Chicago, for best art museum.
- » Kings Island ranked 4th overall in "child appeal" category.
- » Newport on the Levee topped the national list of malls and shopping centers.
- » Cincinnati Museum Center at Union Terminal and Great American Ball Park received top rankings as well.





2013 CINCINNATI FOOTBALL

# PLAYER BIOS

**1 • RALPH DAVID ABERNATHY IV**

RB • 5-7 • 161 • Jr. • 2L

ATLANTA, GA./WESTMINSTER SCHOOL

**2012:** All-purpose player returned 32 kicks for 801 yards with a long return of 58 yards ... averaged 25.0 yards per return, which ranked second in the BIG EAST Conference and among the Top-30 nationally ... ranked third in the league and 49th nationally in all-purpose yards, averaging 116.0 ypg and 11.7 yards per play ... was UC's second-leading rusher on the season, totaling 366 yards on 69 carries ... finished with three TDs and an average of nearly 30 yards per game (28.2) ... caught

28 passes for 241 yards and four TDs ... his seven total TDs are the most of any returning player on the roster ... returned one kickoff for 26 yards vs. South Florida (11/23) ... had 84 total yards vs. Rutgers (11/17), including 52 receiving yards ... recorded six carries for 40 yards against Temple (11/10) ... rushed six times for 17 yards vs. Syracuse (11/03) ... returned three kickoffs for 77 total yards, including one for 32 yards ... caught four passes for 30 yards ... earned a season-high 204 all-purpose yards at Louisville (10/26) ... had two rushing touchdowns off of 39 yards ... returned kickoffs for 160 yards, including a 41-yard return ... had nine carries, one reception, and five kickoff returns for a total of 192 yards vs. Toledo (10/20) ... longest carry was for 52 yards and longest kickoff return totaled 29 yards ... scored first rushing touchdown of the season vs. Fordham (10/12) ... had five carries, three receptions and two kickoff returns for 108 total yards ... returned two kickoffs for earned 126 all-purpose yards vs. Miami (OH) (10/06) ... returned two kick offs for 75 yards, including one for 58 ... had eight carries and two receptions ... caught one 76-yard reception for a touchdown against Virginia Tech (09/29) ... had two kick returns for 53 total yards ... had seven carries for 52 yards against Delaware State (09/14), including one for 23 yards ... handled two kick returns for a total of 70 yards ... recorded two receiving touchdowns in season opener against Pittsburgh (09/06) ... rushed for 20 yards on five carries ... returned one kickoff for 24 yards to finish with 115 all-purpose yards.

**2011:** Appeared in all 13 games, as a running back and kick-off returner ... carried the ball 14 times for 38 yards ... returned 38 kickoffs for 1034 yards and one touchdown ... scored first career touchdown on a 90 yard return against Vanderbilt ... ended the game with two returns for a total of 120 yards ... finished with a career high six returns for 169 yards at Connecticut ... earned second-highest career yardage at Syracuse with 139 on four returns, including one for 74 yards ... returned the ball five times for a total of 106 yards at Rutgers ... ran three returns for 57 yards against West Virginia ... rushed for seven yards on one carry at Pittsburgh ... also had a 35 yard return, in addition to three others for a total of 73 yards ... had five returns for 117 yards at USF ... earned 50 all purpose yards against Louisville on two returns, including one for 36 yards ... gained 29 yards on three kickoff returns at Miami (OH) ... had three returns for 49 yards, including at 26 yard long go back against NC State ... matched career-high carries with four against Akron for 11 yards ... returned three kicks against Tennessee for a total of 65 yards ... had season-long 10 yard carry in UC debut against Austin Peay ... also rushed for 26 yards on four carries ... had one kick return for 60 yards.

**WESTMINSTER SCHOOL:** A three-star recruit by Rivals.com ... despite being limited by injury during his senior season, rushed for 224 yards, including runs of 80 and 40 yards, along with three touchdowns against rival Lovett to give Westminster the Region 6-AA Division B title ... named to the Atlanta Journal Constitution's and Gaprepnews.com's 2010 Preseason AA All-State Team ... an All-State selection by the Georgia Sports Writers Association as a junior after rushing for over 1,200 yards and scoring 21 touchdowns ... volunteered with the Atlanta Boys & Girls Clubs, Atlanta Food Bank, and Hosea Feed the Hungry ... coached by Gerry Romberg.

**PERSONAL:** Son of Annette and the Reverend Ralph Abernathy III ... born 12/24/92 ... father is a former Georgia State Senator ... his late grandfather Ralph Jr. was a leader in the American Civil Rights movement and a close friend of Dr. Martin Luther King Jr. ... has two siblings, Christiana and Micah ... major undeclared ... also recruited by Mississippi, Air Force, and Alabama.

**ABERNATHY'S CAREER STATISTICS**

RUSHING	G	Att	Yards	Yds/Att	Long	TD	Yds/G
2011	13	14	38	2.7	10	0	2.9
2012	13	69	366	5.3	52	3	28.2
<b>TOTAL</b>	<b>26</b>	<b>83</b>	<b>404</b>	<b>4.9</b>	<b>52</b>	<b>3</b>	<b>15.5</b>

RECEIVING	G	Rec	Yards	Yds/Rec	Long	TD	Yds/G
2011	13	1	-4	-4.0	0	0	-0.3
2012	13	28	341	12.2	76	4	26.2
<b>TOTAL</b>	<b>26</b>	<b>29</b>	<b>337</b>	<b>11.6</b>	<b>76</b>	<b>4</b>	<b>13.0</b>

KICK RETURN	G	No	Yards	Yds/Ret	Long	TD	Yds/G
2011	13	39	1034	26.5	90	1	79.5
2012	13	32	801	25.0	58	0	61.6
<b>TOTAL</b>	<b>26</b>	<b>71</b>	<b>1835</b>	<b>25.8</b>	<b>90</b>	<b>1</b>	<b>70.6</b>

**88 • SHAKIM ALONZO**

WR • 6-4 • 218 • Fr. • RS

PITTSBURGH, PA./WOODLAND HILLS

**2012:** Redshirted.

**WOODLAND HILLS HIGH SCHOOL:** Graded as a two-star recruit by Rivals.com and a three-star recruit by Scout.com and 247sports.com ... rated as the No. 120 wide receiver in the class of 2012 by Scout.com ... ranked as the No. 112 wide receiver in the 2012 class and the No. 28 prospect in state of Pennsylvania in the class of 2012 by 247sports.

com ... graded as the No. 123 wide receiver in the class of 2012 and the No. 39 prospect in the 2012 class in the state of Pennsylvania by ESPN ... participated in the 2012 Big 33 Football Classic ... is a two-time All-Selection pick on the Woodland Hills basketball team ... was tabbed as one of the Fabulous 22 Football All-Stars by the Pittsburgh Post-Gazette ... member of the 2011 WPIAL Class AAAA Football All-Conference team ... led the Woodland Hills Wolverines to the WPIAL Class AAAA Final as a junior ... chose UC over offers from Pittsburgh, West Virginia and Wisconsin, among others ... son of Paulette Blake and Gerge Alonzo ... coached by George Novak.

**86 • BLAKE ANNEN**

TE • 6-5 • 250 • Sr. • 3L

UPPER ARLINGTON, OHIO/UPPER ARLINGTON

**2012:** Played in 10 games as a reserve tight end and special teamer ... made his first career reception for two yards .. recorded first start vs. Rutgers (11/17) ... had one reception for two yards against Temple (11/10).

**2011:** Saw action in 10 games as a tight end ... ended the season with two receptions for 33 yards ... caught one pass in UC debut for six yards at Rutgers ... earned a career high 27 yards on one catch versus Connecticut.

**2010:** Saw Action in 11 games in 2010 on special teams and as a reserve tight end...did not record any statistics.


**2009:** Redshirted.

**UPPER ARLINGTON HIGH SCHOOL:** Part of an Ohio Capital Conference Central Division Championship squad in 2008 ... caught 30 passes for 800 yards and 12 touchdowns in his high school career ... named the top tight end in the state by OhioVarsity.com ... earned second-team all-Central District honors from the Columbus Dispatch ... also was a first-team All-OCC Central Division honoree ... coached by Mike Golden.

**PERSONAL:** Born May 28, 1991 ... son of Mark and Lynne Annen.

**ANNEN'S CAREER STATISTICS**

RECEIVING	G	Rec	Yards	Yds/Rec	Long	TD	Yds/G
2010	11	0	0	--	0	0	--
2011	10	2	33	16.5	27	0	3.3
2012	10	1	2	2.0	2	0	0.2
<b>TOTAL</b>	<b>31</b>	<b>3</b>	<b>35</b>	<b>11.7</b>	<b>27</b>	<b>0</b>	<b>1.1</b>

**90 • CAMARON BEARD**

DT • 6-5 • 287 • Jr. • 2L  
INDIANAPOLIS, IND./CATHEDRAL

**2012:** Was in the lineup for all 13 games, earning 10 starts ... made 30 tackles, including 5.0 for a loss ... also had a pass defended, forced fumble and fumble recovery ... broke up one pass against USF (11/23), also recorded a solo stop ... made a career-high six assisted tackles vs. Rutgers (11/17), including one for a loss of a yard ... had one tackle in win over Temple (11/10) ... had a solo tackle vs. Louisville (10/26) ... totaled five tackles against Toledo (10/20) ... had a solo tackle for a

two-yard loss against Fordham (10/12) ... forced first career fumble vs. Miami (OH) (10/06), also made two solo tackles ... recorded a career-high five total stops against Virginia Tech (09/29) ... one tackle was for a loss of six yards ... against Pittsburgh (09/06), totaled two tackles and recovered a fumble ... assisted in tackle for a two-yard loss.

**2011:** Appeared in five games for the Bearcats ... finished season with four total tackles ... earned two solo tackles against Austin Peay ... credited with an assisted tackle against Akron ... gained one assisted tackle against NC State ... had one quarterback hurry at Miami (OH).

**2010:** Redshirted.

**CATHEDRAL HIGH SCHOOL:** A three-star recruit by Rivals.com and Scout.com ... ranked as the No. 12 player in the state by Rivals.com ... an all-Region selection by PrepStar Magazine ... won a pair of 4A State Championships in 2006 and 2008 as a freshman and junior, respectively ... in 2007 and 2009, the Fighting Irish earned section and regional championships ... was named to the Top-50 All-State Football Team as a senior ... also earned a spot on the All-City Football Team and was the team's defensive MVP ... tallied 52 tackles and eight sacks as a senior ... coached by Rick Streiff.

**PERSONAL:** Born Aug. 13, 1991 ... son of Cheryl Shields and Charlton Beard.

**BEARD'S CAREER STATISTICS**

Defense	G	UA	A	Total	Sacks	Yds	TFL	Yds	FF	FR	PD	Int
2011	5	2	2	4	-	-	-	-	-	-	-	-
2012	13	11	19	30	-	-	5	14	1	1	1	-
<b>TOTAL</b>	<b>18</b>	<b>13</b>	<b>21</b>	<b>34</b>	<b>-</b>	<b>-</b>	<b>5</b>	<b>14</b>	<b>1</b>	<b>1</b>	<b>1</b>	<b>-</b>

**51 • GREG BLAIR**

LB • 6-2 • 252 • Sr. • 1L  
PITTSBURGH, PA./SCHENLEY/LACKAWANNA CC

**2013:** Named to the watch lists for the Butkus Award and Nagurski Trophy ... a preseason first-team all-conference selection by Athlon and Phil Steele.

**2012:** A First-Team All-BIG EAST honoree ... ranked 12th nationally, leading UC and the BIG EAST with 138 tackles, averaging 10.6 per game ... had a team-high 9.0 tackles for a loss while adding 2.5 sacks and

a pair of interceptions ... set a UC bowl record with his game-high 15 tackles against Duke, his eighth game in 2012 with double-digit tackles and 12th with six or more tackles ... had 11 games with six or more tackles; seven double-digit tackle games and a career best 19 stops at Louisville ... completed eight solo tackles against South Florida (11/23), including one for a three-yard loss ... finished with 14 total tackles and a forced fumble ... earned fifth double-digit tackle game vs. Rutgers (11/17) with 12 total stops ... recorded six total tackles and broke-up a pass against Temple (11/10) ... completed 10 total tackles vs. Syracuse (11/03), including six solo stops ... also broke up one pass and hurried the quarterback ... had nine solo tackles and 10 assists for a loss of five yards vs. Louisville (10/26), also recorded a quarterback hurry ... earned 15 tackles vs. Toledo (10/20), including one tackle for a loss of two yards ... had three total tackles, including one of a loss against Fordham (10/12) ... returned an interception for 13 yards vs. Miami (OH) (10/06) ... recorded a pass breakup and six total stops ... earned 13 tackles vs. Virginia Tech (09/29), including five solo tackles ... against Delaware State (09/14), made five unassisted stops, one for a loss of a yard ... had ten total tackles against Pittsburgh (09/06), including four solo stops ... recorded first career interception and broke up another pass.

**2011:** Saw action in one game ... recorded a solo tackle for a loss of three yards at Miami (OH) ...


missed the rest of the season with a knee injury ... received a medical redshirt for 2011 following the 2012 season.

**PRIOR TO UC:** Lackawanna posted a 9-2 record in 2010, including a 34-20 win over Ellsworth Community College in the Graphics Edge Bowl ... the Falcons led the NEFC in rushing defense, holding opponents to a 51.3 rushing yards per game clip ... Blair was named NEFC Defensive Player of the Week on Nov. 8, 2010 ... following the 2010 season, Blair was named Lackawanna's defensive MVP and was a Second-Team All Northeast Football Conference selection ... he led the Falcons with 61 tackles, including 50 solo stops ... Blair also led the league with six forced fumbles and added two sacks ... he added nine tackles for a loss, six pass break ups, an interception and a fumble recovery ... played football and basketball at Schenley and was a started on the school's 2007 PIAA Class 4A state basketball championship squad.

**PERSONAL:** Son of Greg Blair and Shari Saddler ... brother DeJuan plays for the San Antonio Spurs ... father Greg played and graduated from Schenley in 1991 and his mother, Shari averaged 20 points and 20 rebounds at Serra Catholic in the 1980s.

**BLAIR'S CAREER STATISTICS**

DEFENSE	G	UA	A	Total	Sck	Yds	TFL	Yds	FF	FR	PD	Int
2011	1	1	0	1	0.0	0	1	3	0	0	0	0
2012	13	68	70	138	2.5	14	9	26	2	4	6	2
<b>TOTAL</b>	<b>14</b>	<b>69</b>	<b>70</b>	<b>139</b>	<b>2.5</b>	<b>14</b>	<b>10</b>	<b>29</b>	<b>2</b>	<b>4</b>	<b>6</b>	<b>2</b>

**59 • DEYSHAWN BOND**

OL • 6-2 • 287 • Fr. • RS  
INDIANAPOLIS, IND./WARREN CENTRAL

**2012:** Redshirted.

**WARREN CENTRAL HIGH SCHOOL:** Rated as a three-star recruit by Scout.com and 247sports.com ... graded as a two-star recruit by Rivals.com ... ranked as the No. 112 offensive guard in the class of 2012 and the No. 31 prospect in the state of Indiana in the 2012 class by ESPN ... rated as the No. 84 offensive guard in the class of 2012 by Scout.

com ... graded as the No. 62 offensive guard in the 2012 class and the No. 24 prospect in the state of Indiana in the class of 2012 by 247sports.com ... earned First-Team Associated Press Indiana Class 5A honors as a senior at Warren Central High School ... named to the 2011 All-Marion County football team ... one of five Warren Central football prospects to sign with UC in 2012 ... Chose UC over offers from Ball State, Bowling Green and Temple, among others ... coached by John Hart.

**40 • KEVIN BROWN**

S • 6-1 • 206 • So. • 1L  
INDIANAPOLIS, IND./LAWRENCE CENTRAL


**2012:** Matched career highs with three total stops and two solo tackles vs. South Florida (11/23) ... recorded one solo tackle and broke-up a pass against Temple (11/10) ... totaled two tackles and broke up a pass against Fordham (10/12) ... made one solo stop in collegiate debut against Delaware State (09/14).

Enrolled in school in January of 2012 and played during the spring ... three-star recruit by 247Sports.com and Scout.com, a two-star recruit by Rivals.com ... netted 88 tackles, including 62 solo stops as a senior, along with a forced fumble and interception ... named Associated Press First-Team Class 5A All-State at defensive back ... also a First-Team All-Conference Indiana and First-Team All-Marion County selection ... earned a spot on the Indiana Football Coaches Association Top-50 All-State Team ... the Bears were Conference Indiana, IHSA Sectional and Regional Champions in 2011, earning a berth in the Class 5A State Championship Game ... tallied 65 tackles and four forced fumbles as a junior ... took part in the Purdue Research Park Entrepreneurship Academy as a junior ... also participated track & field ... chose UC over Indiana and Western Kentucky ... coached by Jayson West.

**BROWN'S CAREER STATISTICS**

DEFENSE	G	UA	A	Total	Sacks	Yds	TFL	Yds	FF	FR	PD	Int
2012	9	7	3	10	--	--	--	--	--	--	2	--
<b>TOTAL</b>	<b>9</b>	<b>7</b>	<b>3</b>	<b>10</b>	<b>--</b>	<b>--</b>	<b>--</b>	<b>--</b>	<b>--</b>	<b>--</b>	<b>2</b>	<b>--</b>



**53 • FRANKLIN BRUSCIANNELLI**LB • 6-0 • 221 • Fr. • RS  
WOODRIDGE, ILL./MONTINI CATHOLIC**2012:** Redshirted.**MONTINI CATHOLIC:** Starter at linebacker on three-straight state-championship winning teams ... Coaches Association Class 5A All-State pick and Suburban Christian Conference Defensive Player of the Year ... set the Broncos single-season tackles record in 2011 with 195 stops ... earned Academic All-Conference, All Conference, All-State, and All-

Area honors ... holds Montini's career tackles record with 360 ... had a game-high 20 tackles, two tackles for loss and one forced fumble in Montini's 70-45 win in the IHSA Class 5A Football State Championship game ... team captain ... had 110 tackles, nine tackles for a loss, nine solo stops and an interception as a junior in 2010 ... also played rugby, wrestled and competed in track &amp; field ... earned high honor student accolades for six quarters ... an Academic All-Conference selection in 2009 and 2011 ... a student ambassador for the school and on the student government board ... coached by Chris Andriano

**PERSONAL:** Son of Beth and Jack Brusciannelli ... father Jack was a two-year letterwinner for UC (1988-89), serving as a team captain in 1989 ... he led the team in tackles in both 1988 and 89 and was named the 1988 Independent Bowl Alliance Defensive Player of the Year ... intends to major in engineering.**27 • DRAKE BRUNS**S • 6-0 • 201 • Fr. • RS  
FORT THOMAS, KY./HIGHLANDS**2012:** Redshirted.

Rated as a three-star recruit by Rivals.com, Scout.com and 247sports.com ... graded as the No. 96 cornerback in the class of 2012 by Scout.com ... ranked in the Top-100 cornerbacks in the class of 2012 and at Top-15 prospect in the class of 2012 in the state of Kentucky by 247sports.com ... named to Associated Press Kentucky first team all-


state as a junior at Highlands High School ... recognized as one of the Top 50 high school football players in Kentucky by Kentucky.com ... selected to the 2011 Associated Press Kentucky all-state first team ... named to the 2011 preseason and postseason all-TriStateFootball.com first team ... earned 2011 Louisville Courier Journal all-state first team honors ... named to the 2011 Cincinnati Enquirer Northern Kentucky all-star first team ... was a starter for three straight state football championship teams at Highlands ... recorded one interception and two fumble recoveries as a senior ... tallied 10 career interceptions at Highlands ... is a member of the Highlands High School track team ... coached by Dale Mueller.

**76 • AUSTEN BUJNOCH**OL • 6-5 • 290 • Sr. • 3L  
CINCINNATI, OHIO/ELDER**2013:** Named to the watch lists for the Lombardi and Outland Trophies ... a preseason first-team all-conference selection by Athlon and Phil Steele.**2012:** A First-Team All-BIG EAST Conference honoree ... started all 13 games at left tackle ... helped lead an offensive line unit that paved the way for a 1,000-yard rusher for the third-straight year while sur-

rendering only 13 sacks, a mark that ranked in the Top-20 in the NCAA Football Bowl Subdivision ... UC led the BIG EAST in scoring offense (31.0 ppg) and was second in both total offense (430.8 ypg) and rushing offense (199.8) ... The Bearcats rushed for 200 or more yards in seven games and topped 195 yards or more of rushing in nine contests ... an Academic All-BIG EAST selection ... winner of the John Pease Award at the postseason banquet, which recognizes the team's outstanding offensive lineman.

**2011:** Helped lead the Bearcats to a 10-3 record, BIG EAST Conference Championship and a win in the 2011 AutoZone Liberty Bowl over Vanderbilt ... Bujnoch and his offensive line mates paved the way for a 1,000-yard rusher for the second straight season, the first time a UC team has achieved that feat in 25 years ... took home the C-Club Strothman Award for Academic Excellence at the

team's postseason banquet ... an Academic All-BIG EAST selection.

**2009:** Redshirted.**ELDER HIGH SCHOOL:** Named a three-star recruit by Rivals.com and Scout.com ... was a member of the state runner-up team in 2008 ... honored as the top lineman in the GCL South as a senior ... also earned first-team all-State, first-team all-District, and first-team all-GCL accolades ... member of National Honor Society ... coached by Doug Ramsey.**PERSONAL:** Son of Glenn and Sue Bujnoch ... last name is pronounced Booj-knock ... brother of former UC lineman Digger Bujnoch (2004-07) ... father Glenn played in the NFL from 1976-84 with the Cincinnati Bengals and Tampa Bay Buccaneers ... earned his degree in history in April of 2013 and will enroll in graduate school for the 2013 campaign.**57 • CLEMENTE CASSEUS**LB • 6-1 • 227 • Jr. • 1L  
MIAMI FLA./EVERGLADES

Had a season-high four total tackles vs. Rutgers (11/17), including two solo stops ... recorded three total tackles against Temple (11/10) ... totaled three tackles against Fordham (10/12) ... credited with one tackle vs. Miami (OH) (10/06) and Delaware State (09/14).

**2011:** Made appearances in two games as a linebacker ... earned eight total tackles ... recorded three solo tackles in Bearcat debut against

Austin Peay ... resulted in a loss of one yard ... totaled five tackles against Akron for a net loss of one yard.

**CASSEUS' CAREER STATISTICS**

DEFENSE	G	UA	A	Total	Sacks	Yds	TFL	Yds	FF	FR	PD	Int
2011	2	5	3	8	-	-	2	2	-	-	-	-
2012	11	5	7	12	-	-	-	-	-	-	-	-
TOTAL	13	10	10	20	-	-	2	2	-	-	-	-

**25 • ARRYN CHENAULT**S • 6-0 • 208 • Sr. • 3L  
CINCINNATI, OHIO/FAIRFIELD**2012:** Played in 12 games a year ago, finishing with 49 tackles, including 39 solo stops ... also had six passes defended and a fumble recovery ... tied for the team lead with three interceptions ... recorded a pass break up and one solo tackle vs. South Florida (11/23) ... had two total tackles against Temple (11/10) ... recorded two solo tackles and two assists including one for a loss of five yards vs. Louisville (10/26) ... had four solo tackles against Toledo (10/20), also broke up a pass ... made

four solo tackles vs. Fordham (10/16) ... recovered a fumble and had four solo tackles vs. Miami (OH) (10/06) ... made six total tackles against Virginia Tech (09/29), recorded an interception ... had a career-high five solo tackles vs. Delaware State (09/14), made first career interception ... one stop was for a one-yard loss ... against Pittsburgh (09/06), completed two solo stops in addition to four assisted tackles.


**2011:** Played in all 13 games as a defensive back ... ended the season with nine tackles and one pass break up ... recorded one solo tackle in opener against Austin Peay ... earned season-high four tackle against Akron ... also broke up one pass ... earned two assisted tackles at Rutgers ... made one solo tackle at Syracuse.**2010:** Saw action in eight games as a true freshman, mostly on special teams ... recorded six tackles, including four solo stops.**FAIRFIELD HIGH SCHOOL:** A three-star recruit by Rivals.com and Scout.com ... ranked as the No. 41 player in Ohio and the No. 76 outside safety nationally by Rivals.com ... ranks as the No. 68 safety nationally by Scout.com ... an all-Region selection by PrepStar Magazine ... Fairfield won the Greater Miami Conference title during his freshman year in 2006 ... a two-time team MVP ... named all-GMC, all-County, all-City, and all-Southwest as a junior and senior ... led the team in tackles and interceptions as a junior and senior ... named the team's Most Improved Player as a sophomore ... also played basketball and ran track ... a three-year honor roll student ... coached

by Aaron Fitzstephens.

**Personal:** Born March 17, 1992 ... son of Tammy and William Chenault ... late uncle, Paul Hogue, was a basketball standout for UC in the early 1960s.

#### CHENAUT'S CAREER STATISTICS

DEFENSE	G	UA	A	Total	Sacks	Yds	TFL	Yds	FF	FR	PD	Int
2010	8	4	2	6	--	--	--	--	--	--	--	--
2011	13	4	5	9	--	--	--	--	--	--	1	--
2012	12	32	17	49	--	--	1.5	2	--	1	3	3
<b>TOTAL</b>	<b>33</b>	<b>40</b>	<b>24</b>	<b>64</b>	<b>--</b>	<b>--</b>	<b>1.5</b>	<b>2</b>	<b>--</b>	<b>1</b>	<b>4</b>	<b>3</b>



#### 80 • ALEX CHISUM

WR • 6-3 • 195 • Jr. • 2L  
FAYETTEVILLE, GA./SANDY CREEK

**2012:** Played in 12 games, making four starts ... had nine catches for 140 yards, averaging 15.6 yards per catch ... had one reception for 29 yards against Temple (11/10) ... made two catches for 35 yards, including a 22-yard reception at Toledo (10/20) ... had two catches for a total of 45 yards, recording one catch for 25 yards against Fordham (10/12) ... opened the season vs. Pittsburgh (09/06) with one catch for seven yards.


**2011:** Played in all 13 contests as a wide receiver ... averaged 15.9 yards per catch and 23.2 all purpose yards per game as a true freshman ... caught first collegiate pass for 25 yards against Austin Peay ... made one catch against Akron for eight yards ... had two grabs against NC State for 30 yards ... included a 22 yard pass ... made a season-high four catches against Louisville ... gained a total of 40 yards ... scored first career touchdown at USF ... earned career-long reception for 30 yards ... totaled season-high 73 yards off of three catches ... caught one pass for 14 yards at Pittsburgh ... recorded 13 yard long pass against West Virginia ... made three catches for 57 yards, including 22 yard long pass at Rutgers ... caught an eight yard long pass at Syracuse ... scored one touchdown off of a 22 yard pass against Connecticut ... finished the season with a 12 yard reception against Vanderbilt.

**SANDY CREEK HIGH SCHOOL:** A three-star recruit from ESPN.com, Rivals.com, Scout.com, and 247Sports.com ... Rivals.com ranks Chisum as the No. 81 wideout overall and the No. 49 player in the State of Georgia ... ESPN.com ranks him as the No. 99 receiver in the country ... Scout.com ranks him as the No. 122 receiver overall ... helped lead the Patriots to a 15-0 season and a GHSA 4-AAA State Championship ... caught 69 passes for 1,426 yards and 11 touchdowns, breaking three of former Sandy Creek standout Calvin Johnson's school records ... was named the Georgia Coaches AAA State Offensive Player of the Year and a AAA First-Team All-State honoree ... earned a spot on the 2010 U.S. Air Force Medium Schools All-American Team ... named the 2010 Montlick & Associates Athlete of the Year ... team also won the 4-AAAA State Championship in 2009 and won three-straight Regiona Titles (2008-10) ... coached by Chip Walker.

**PERSONAL:** Son of Patrice and Boston Chisum ... intends to major in business ... also recruited by Kentucky, Louisville, and Mississippi State.

#### CHISUM'S CAREER STATISTICS

RECEIVING	G	Rec	Yards	Yds/Rec	Long	TD	Yds/G
2011	13	19	302	15.9	30	2	23.2
2012	12	9	140	15.6	29	0	11.7
<b>TOTAL</b>	<b>25</b>	<b>28</b>	<b>442</b>	<b>15.8</b>	<b>30</b>	<b>2</b>	<b>17.7</b>



#### 84 • NATE COLE

WR • 6-1 • 193 • Fr. • RS  
MEMPHIS, TENN./MITCHELL

**2012:** Redshirted.

Ranked as a three-star recruit by Rivals.com, Scout.com and 247Sports.com ... graded as the No. 62 wide receiver in the class of 2012 by Rivals.com and the No. 13 player in the state of Tennessee in the class of 2012 by Rivals.com ... ranked as the #92 wide receiver in the class of 2012 by Scout.com ... ranked as the No. 104 wide receiver

in the class of 2012 and the No. 23 prospect in the state of Tennessee in the class of 2012 by 247Sports.com ... ranked as the No. 57 wide receiver in the class of 2012 and the No. 13 prospect in the class of 2012 by ESPN ... caught 65 passes for 942 yards and 11 touchdowns as a junior at Mitchell High School ... chose UC over offers from Alabama, Stanford, and Tennessee among many others.



#### 10 • BENNIE CONEY

QB • 6-3 • 216 • Fr. • RS  
PLANT CITY, FLA./PLANT CITY

**2012:** Redshirted.

Enrolled in school in January of 2012 and will play during the spring ... rated as a three-star recruit by Rivals.com and Scout.com ... graded as a four-star recruit by 247Sports.com ... rated as the No.32 quarterback in the class of 2012 and the No.67 prospect in the class of 2012 in the state of Florida by ESPN ... ranked as the No.13 dual-threat quarterback in the class of 2012 and the No.72 prospect in the state of Florida in the 2012 class by Rivals.com ... graded as the No.35 quarterback in the class of 2012 by Scout.com ... rated as the No.11 pro-style quarterback in the class of 2012 and the No.47 prospect in the state of Florida in the 2012 class by 247Sports.com ... named to the Florida 7A All-State team as an honorable mention as a senior at Plant City High School ... selected to the 2011 Super Southeast 120 by the Mobile (Ala.) Register ... threw for 1,159 yards and rushed for 360 yards as a junior ... chose UC over offers from Arkansas, Michigan and Virginia Tech among many others.



#### 35 • DYLAN COOMBS

CB • 6-1 • 182 • Fr. • RS  
CINCINNATI, OHIO/COLERAIN

**2012:** Redshirted.

A two-star recruit by 247Sports.com ... helped lead Colerain to a 10-2 record and a GMC Championship as a senior ... teammate Andre Jones is also a member of UC's signing class ... son of Holly and Kerry Coombs ... father is a former UC assistant and currently is on the Ohio State coaching staff ... brother Brayden was a three-year letterwinner at Miami (OH) and currently coaching with the Cincinnati Bengals ... sister Cortney was a four-year letterwinner in soccer at Ball State ... intends to major in business ... coached by Tom Bolden.



#### 9 • PATRICK COYNE

FB • 6-1 • 240 • So. • 1L  
CINCINNATI, OHIO/BADIN

**2012:** Made the travel squad as the third-string quarterback but did not see any game action.

**2011:** Redshirted

**BADIN HIGH SCHOOL:** Named a three-star recruit by ESPN.com, Rivals.com, Scout.com, and 247Sports.com ... ranked as the No. 17 dual-threat quarterback nationally and the No. 31 player in the State of Ohio by Rivals.com ... was on the ESPU150 watch list ... ranked No. 4 on OhioVarsity.com's top prep quarterbacks of 2010 ... suffered a shoulder injury in Badin's first game of the 2010 season ... saw time at tight end and punter while recovering ... played for the Midwest squad at ESPN's second annual Champion Grid-iron Kings event, a national 7-on-7 event that features 65 top-rated players during the summer of 2010 ... threw for 1,642 yards and nine touchdowns while rushing for 491 yards and 11 touchdowns as a junior ... earned First-Team all-GCL Central honors ... also named Second-Team All Butler County and Honorable Mention All State ... named Hamilton Journal Player of the week twice and was runner up for the Hamilton Journal Player of the Year honor in 2009 ... also played baseball, basketball, and ran track ... coached by Bill Tenore.

**PERSONAL:** Son of Robin and Jim Coyne ... father played football at West Virginia Tech ... born 3/19/93 ... major undeclared ... also recruited by Michigan, West Virginia, and Wisconsin.

**79 • ANDRE CURETON**OL • 6-6 • 310 • Sr. • SQ  
INDIANAPOLIS, IND./PIKE**2012:** Played in four games as a reserve offensive lineman.**2011:** Saw action in four games as an offensive lineman.**2009:** Redshirted.

**PIKE HIGH SCHOOL:** Helped lead his team to a sectional berth and Conference Indiana Championship in 2008 ... an Associated Pressall-State selection ... also played two seasons of basketball ... coached by Derek Moyers.

**PERSONAL:** Born July 26, 1991 ... son of Alex and Patrice Cureton.

**91 • ADAM DEMPSEY**DT • 6-2 • 285 • Sr. • 1L  
FORT THOMAS, KY./HIGHLANDS**2013:** Awarded a scholarship during fall training camp.

**2012:** Played in 12 games on the defensive front and made two starts ... had 11 tackles, one for a loss, two QB hurries and a blocked kick ... made one assisted stop vs. Rutgers (11/17) ... totaled two stops vs. Syracuse (11/03) ... recorded a quarterback hurry ... had first career tackle for a loss at Louisville (10/26) ... totaled two tackles against Fordham (10/12) ... had one stop vs. Miami (OH) (10/06) ... earned one solo stop vs. Virginia Tech (09/29) ... completed one solo tackle against Pittsburgh (09/06).

**2012:** Saw action in two games but did not record any statistics.**DEMPSEY'S CAREER STATISTICS**

DEFENSE	G	UA	A	Total	Sacks	Yds	TFL	Yds	FF	FR	PD	Int
2011	2	--	--	--	--	--	--	--	--	--	--	--
2012	12	7	4	11	--	1 / 2	--	--	--	--	--	--
<b>TOTAL</b>	<b>14</b>	<b>7</b>	<b>4</b>	<b>11</b>	<b>--</b>	<b>1 / 2</b>	<b>--</b>	<b>--</b>	<b>--</b>	<b>--</b>	<b>--</b>	<b>--</b>

**81 • DJ DOWDY**TE • 6-4 • 241 • Fr. • RS  
AKRON, OHIO/NORTH**2012:** Redshirted.

Enrolled in school in January of 2012 and participated in spring practice ... ranked as a three-star recruit by Rivals.com, Scout.com and 247sports.com ... graded as a top 100 wide receiver in the class of 2012 and the No.55 prospect in the state of Ohio in the 2012 class by ESPN ... rated as the No.27 tight end in the 2012 class and the No.29 prospect in the state of Ohio in the class of 2012 by Rivals.com .... ranked as the No.55 tight end in the class of 2012 and the No. 77 prospect in the 2012 class in the state of Ohio by 247sports.com ... rated as the No.52 outside linebacker in the class of 2012 by Scout.com ... selected to the 2011 Associated Press Ohio Division III first-team ... garnered 2011 Ohio Division III Northeast Inland All-District first team honors ... earned first-team All-Akron City Series honors as a senior at North High School ... named a 2011 Muscle Milk All-Ohio Defense honorable mention ... prior to his senior season he was ranked No.12 on Cleveland.com's Top 50 Northeast Ohio high school football players ... hauled in 36 receptions for 430 yards and four touchdowns and recorded six sacks and two fumble recoveries as a junior ... earned Eddie George Scholar Athlete of the Week honors as a senior ... participated in the 2011 Thanks4Giving All-Star Football Game in Akron ... partook in the NFL's High School Player Development program prior to his senior season ... chose UC over Maryland, Iowa State, Purdue and West Virginia among others.

**11 • DEVEN DRANE**CB • 5-11 • 187 • Sr. • 3L  
PLANTATION, FLA./PLANTATION

**2012:** Started 12 games at cornerback totaled 42 tackles, including 26 solos and six passes defended ... tallied a pair of interceptions and had a 76-yard fumble recovery for a touchdown ... Had a career high nine tackles along with an interception and a pass break up at Connecticut ... completed two solo tackles and one pass breakup vs. South Florida (11/13) ... made a season-high fives against Rutgers (11/17), including one solo tackle for loss yardage ... had four solo tackles and broke up a pass against Louisville (10/26)...recorded one tackle vs. Toledo (10/20)...had a 76-yard fumble recovery for a touchdown vs. Fordham (10/12) ... posted four total tackles ... had a 33-yard interception return vs. Miami (OH) (10/06) ... made four stops against Virginia Tech (09/29) ... recorded three unassisted tackles and two pass breakups against Delaware State (09/14) ... in home opener vs. Pittsburgh (09/06), totaled two tackles and broke up one pass.

**2011:** Played in all 13 games as a defensive back ... ended the season with 42 tackles, nine pass breakups and three interceptions ... began the season with two solo tackles for a one yard loss against Austin Peay ... returned one kick off for 20 yards at Tennessee ... also credited with a tackle assist and pass breakup ... broke up two passes and caught one interception against Akron ... recorded two solo stops ... recovered one fumble against NC State ... also broke up two passes and totaled two tackles ... gained 43 yards off of an intercepted pass at Miami (OH) ... caught third interception at USF ... also earned six total stops, including for solo takedowns ... made five tackles for a net loss of one yard at Pittsburgh ... earned four solo stops against West Virginia ... had three assisted tackles at Rutgers ... also recorded one solo stop and one pass breakup ... made eight solo tackles at Syracuse, along with one broken pass ... had five total stops against Connecticut ... also broke up a pass ... finished with three tackles and one broken pass against Vanderbilt.


**2010:** Saw action in 8 games ... recorded a season high 3 tackles against Miami (OH) ... had two tackles on both the Rutgers and Pitt games ... finished the season with 9 tackles.

**PLANTATION HIGH SCHOOL:** A two-star recruit by Rivals.com ... born Feb. 4, 1992 ... team was the district runner up in 2009 ... named one of the top-20 players in the state as a senior ... team captain as a senior ... played in the Dade & Broward County All-Star Game and the North & South All-Star Game ... started for the varsity team as a freshman ... coached by Steve Davis.

**PERSONAL:** Son of Vicki and Dwight Drane ... father Dwight played eight years for the Buffalo Bills in the NFL ... brother Jarrell is a redshirt sophomore at Indiana University.

**DRANE'S CAREER STATISTICS**

DEFENSE	G	UA	A	Total	Sacks	Yds	TFL	Yds	FF	FR	PD	Int
2010	8	6	3	9	--	--	--	--	--	--	--	--
2011	13	30	12	42	--	--	2	3	--	1	9	3
2012	12	27	16	43	--	--	1	1	--	1	7	2
<b>TOTAL</b>	<b>33</b>	<b>63</b>	<b>31</b>	<b>94</b>	<b>--</b>	<b>--</b>	<b>3</b>	<b>4</b>	<b>--</b>	<b>2</b>	<b>16</b>	<b>5</b>

**78 • PARKER EHINGER**OL • 6-7 • 292 • So. • 1L  
ROCKFORD, MICH./ROCKFORD

**2012:** Inserted into the starting lineup at right tackle for the third game of the campaign and never looked back, making 11 straight starts to end the year ... a Freshman All-America selection by the Football Writers Association of America ... helped lead an offensive line unit that paved the way for a 1,000-yard rusher for the third-straight year while surrendering only 13 sacks, a mark that ranked in the Top-20 in the NCAA Football Bowl Subdivision.

**2011:** Redshirted.

**ROCKFORD HIGH SCHOOL:** A three-star recruit by Rivals.com and Scout.com ... Scout.com ranks him as the No. 51 offensive lineman ... Two-year starter on the offensive line for the Rams ... also played tight end ... earned Division 1-2 All-State honors in 2010 ... helped lead Rockford to an 11-2 season, a district championship, and an appearance in the state semifinals as a senior ... named to the Detroit Free Press Dream Team as a senior ... also earned First-Team All-OK-RED honors



twice, was a two-time All-Area choice, and earned All-State honors as a senior ... also competed in track and field, throwing the discus and shot put ... coached by Ralph Munger.

**PERSONAL:** Son of Michelle and Rick Ehinger ... born 12/30/92 ... has one brother Doug, who played football at Albion College ... intends to major in criminal justice.




### 36 • MARCUS FOSTER

S • 6-1 • 204 • Fr. • RS  
TROY, OHIO/TROY

**2012:** Redshirted.

Enrolled in school in January of 2012 and will play during the spring ... rated a three-star prospect by 247sports.com, Rivals.com and Scout.com ... ranked as a four-star prospect by ESPN... ranked as the No.52 athlete in the class of 2012 and is the No.49 prospect in the state of Ohio in the 2012 class by Rivals.com ... graded as the No.19 safety in the country and the No.19 prospect coming out of Ohio in the class of 2012 by ESPN ... listed as a top 100 safety in the class of 2012 by Scout.com ... was named Secon-Team All-Ohio as a junior and as a senior at Troy High School ... rushed for 901 yards and 13 touchdowns, had 336 receiving yards and three touchdowns, tallied 300 kick return yards and recorded three interceptions during his junior season ... as a senior he recorded three interceptions and rushed for 676 yards and 5 touchdowns to go with 127 receiving yards and returned a kickoff for a touchdown ... chose UC over Duke, Toledo, and Miami (OH) among others.



### 17 • JEREMY GRAVES

WR • 6-2 • 190 • So. • 1L  
CLEVELAND, OHIO/MAPLE HEIGHTS

**2012:** True freshman played in 12 games on special teams and at reserve wide receiver ... did not record any offensive statistics but had two tackles and recovered a fumble on the opening kickoff against Syracuse ... recovered a fumble vs. Syracuse (11/03) ... earned a solo tackle at Toledo (10/20) ... recorded a solo tackle vs. Virginia Tech (09/29).

Ranked as a three-star recruit by Rivals.com, Scout.com and 247sports.com ... rated as the No. 143 wide receiver in the class of 2012 by Scout.com ... graded as the No. 184 wide receiver in the 2012 class and the No. 76 prospect in the state of Ohio in the class of 2012 by 247sports.com ... ranked as the No. 114 wide receiver in the class of 2012 and the No. 50 prospect in the 2012 class in the state of Ohio by ESPN ... named to 2011 Associated Press Northeast Lakes all-district team second team ... participated in the 2011 Northeast Ohio Thanksgiving All Star Classic ... chose UC over Buffalo, Eastern Michigan, and Ohio ... son of Jacqueline Graves and John Graves ... coached by Todd Filtz.




### 7 • TION GREEN

RB • 6-0 • 220 • So. • 1L  
SANFORD, FLA./LAKE BRANTLEY

**2012:** Played in seven games after being limited by a hamstring injury suffered during training camp ... carried 16 times for 70 yards and a TD ... rushed two times for five yards against Temple (11/10) ... rushed three times for 28 yards vs. Fordham (10/12) ... earned first career touchdown against Miami (OH) (10/06) ... had 37 yards on 11 carries, including a 12-yard long.

**LAKE BRANTLEY HS:** Ranked as a three-star recruit by Rivals.com, Scout.com and 247sports.com ... earned first-team all-state honors in Florida 8A ... ranked as the No. 45 athlete in the 2012 class by Rivals.com and the No. 60 athlete in the 2012 class by 247sports.com ... ranked as the No. 32 cornerback in the 2012 class by Scout.com ... selected as the 2011 Central Florida Offensive Player of the Year ... rushed for 919 yards and 17 touchdowns as a junior at Lake Brantley High ... participated in the 2011 Florida Athletic Coaches Association Football All-Star Classic ... chose UC over West Virginia, Indiana, and Purdue among many other offers.



### 93 • BRAD HARRAH

DE • 6-5 • 258 • Jr. • 1L  
MARION, OHIO/MARION PLEASANT

**2012:** Played in 11 games on special teams and as a reserve defensive end ... did not tally any defensive statistics.

**2011:** Saw action in five games, recording two tackles, one of which was for a loss.


**2010:** Redshirted

**MARION PLEASANT HIGH SCHOOL:** A three-star recruit by Rivals.com and a two-star recruit by Scout.com ... ranked in Ohio's Top-75 by Rivals.com ... also listed in Scout.com's top-100 defensive tackles ... an all-Region selection by PrepStar Magazine ... his team won the Mid-Ohio Athletic Conference Championship in 2008 and earned the MOAC Blue Division Title in 2009 ... named the NCOCA Defensive Player of the Year as a senior ... also a First-Team all-MOAC, First-Team Central District and First-Team all-Ohio honoree ... named a Top Football Scholar Athlete by the National Football Foundation/College Football Hall of Fame ... tallied 65 tackles, 20 for a loss, 10 sacks, a forced fumble, and fumble recovery as a senior ... a four-year academic letter award winner ... coached by Chris Kubbs.

**Personal:** Born June 17, 1991 ... son of LeAnna and James Harrah ... uncle Toby Harrah played for the Cleveland Indians and Texas Rangers and is in the Rangers Hall of Fame.

#### HARRAH'S CAREER STATISTICS

DEFENSE	G	UA	A	Total	Sacks	Yds	TFL	Yds	FF	FR	PD	Int
2011	5	2	0	2	--	1	1	--	--	--	--	--
2012	11	--	--	--	--	--	--	--	--	--	--	--
<b>TOTAL</b>	<b>16</b>	<b>2</b>	<b>0</b>	<b>2</b>	<b>--</b>	<b>1</b>	<b>1</b>	<b>--</b>	<b>--</b>	<b>--</b>	<b>--</b>	<b>--</b>



### 41 • KEVIN HYLAND

LB • 6-2 • 230 • So. • SQ  
CINCINNATI, OHIO/ELDER

**2012:** Suffered a season-ending shoulder injury against Miami (Ohio) ... limited to four games as a reserve linebacker and special teams player.

**2011:** Redshirted

**ELDER HIGH SCHOOL:** Named to the GCL All-Star Football Team ... team captain ... also wrestles at Elder ... had a 40-6 record in 2009-10 ... was a Division 1 Ohio State Placer (4th) in 2010 ... named to the Cincinnati Enquirer Wrestling All-Star Team ... member of National Honor Society ... coached by Doug Ramsey.

**PERSONAL:** Son of Martha and Gregory Hyland ... born 8/5/92 ... has two siblings, Gregory and Gilbert ... plans to major in business.

**29 • ANDRE JONES**S • 6-1 • 197 • Fr. • RS  
CINCINNATI, OHIO/COLERAIN**2012:** Redshirted.

Ranked as a three-star recruit by Rivals.com and Scout.com and a two-star recruit by 247sports.com ... rated as the No. 48 safety in the class of 2012 and the No. 55 prospect in the class of 2012 in the state of Ohio by Rivals.com ... graded as the No. 76 safety in the class of 2012 by Scout.com ... ranked as the No. 111 safety in the class of 2012 and the No. 86 prospect in the 2012 class in the state of Ohio by 247sports.com ... rated as the No. 36 safety in the class of 2012 and the No. 44 prospect in the 2012 class in the state of Ohio by ESPN ... graded as the No. 12 senior football player in the Cincinnati area by the Cincinnati Enquirer ... earned Ohio Division I first team all-state honors as a senior at Colerain High School ... named to the Division I 2011 Associated Press Southwest All-District football first team ... selected to the 2011 Greater Miami Conference first team ... earned 2011 second team Muscle Milk all-Ohio defense honors ... selected to play in the 2012 Big 33 Football Classic ... recorded 26 tackles and three interceptions as a junior ... chose UC over Miami (OH), Ohio and Toledo ... teammate Dylan Coombs also a member of the signing class ... son of Andrea Childers and Larry Jones ... intends to major in criminal justice ... coached by Tom Bolden.

**38 • EJ JUNIOR IV**FB • 6-0 • 222 • Fr. • RS  
MIDDLETOWN, OHIO/MIDDLETOWN**2012:** Redshirted.

Ranked as a three-star recruit by Rivals.com and a two-star recruit by Scout.com ... rushed for 859 yards and 11 touchdowns as a senior at Middletown High School ... tallied a 30-5 record as a prep ... given name is Ester James Junior IV ... son of Yolanda Junior and EJ Junior III ... father played college football at Alabama, earning Consensus All-America honors in 1979 ... played 13 years in the NFL and was a two-time Pro Bowl selection ... father is the current head football coach at Central State University ... intends to major in engineering ... coached by Troy Everhart.

**11 • BRENDON KAY**QB • 6-4 • 228 • Sr. • 1L  
MARINE CITY, MICH./MARINE CITY

**2013:** Was granted a sixth year of eligibility on Dec. 17, 2012 after the NCAA approved his request for an extension of eligibility waiver ... suffered multiple injuries during his first four seasons at Cincinnati, missed participation opportunities in both 2008 and 2011 ... based on contemporaneous medical documentation and the granting of a medical hardship waiver for the 2011 season by the conference office, the NCAA staff approved the granting of a sixth year of eligibility for Kay to utilize during the 2013-14 season.

**2012:** The 2012 Belk Bowl MVP after going 17-of-25 for a career high 332 yards and four TDs ... granted a sixth year of eligibility on Dec. 17, 2012 ... played in 11 games, starting the last five at QB and helping to lead UC to a 4-1 record and the team's fourth BIG EAST Conference title in five years ... was 87-of-138 for 1,298 yards and 10 touchdowns ... averaged 6.4 yards per carry on 48 rushes, tallying 306 yards and adding a pair of TDs ... entering the season, he was limited to six career games due to injury ... scheduled to start the Belk Bowl on Dec. 27, 2012 as the Bearcats take on Duke in Charlotte, N.C. ... threw for 178 yards while completing 17 of 27 passes including one touchdown while also rushing for 48 yards on 7 carries and a rushing touchdown against USF (11/23)...against Rutgers (11/17) completed 17 of 31 passes totaling 251 yards, amassed 46 yards on 13 rushes including a long of 24...made first career start against Temple (11/10) had seven rushes for 71 yards including a 40-yard run, was 13 for 21 with 244 yards and two touchdowns including a 75-yard touchdown pass, also named to the BIG EAST Honor Roll... finish the game vs. Syracuse (11/03) three for three passing for 32 yards, including first-career touchdown ... scored first collegiate touchdown against Fordham (10/12) ... had 29 rushing yards ... rushed for 18 yards vs. Miami (OH) (10/06) ... had a 16-yard completion against Virginia Tech (09/29).

**2011:** Played in three games on the season ... recorded three rushes for 22 yards.

**2009:** Recovering from a knee injury suffered in spring football ... saw action in two games in 2009 ... rushed three times for 22 yards against Southeast Missouri State ... also completed his first collegiate pass against the Redhawks, finishing 1-of-1 for 19 yards ... rushed once for two yards against Louisville and completed a pass for eight yards.

**2008:** Redshirted.


**MARINE CITY HIGH SCHOOL:** A three-year team captain ... shined as a quarterback, kicker, and punter ... posted a 34-2 record in three years as the starting signal caller ... Macomb Area Conference Gold Division MVP in 2006 and 2007 ... directed the Mariners to the 2007 Michigan Division 4 State Championship ... completed 133-of-202 passes for 2,083 yards, with 27 touchdowns and also rushed for 561 yards and 15 scores on his way to being named to the Detroit Free Press Dream Team and the Lansing State Journal Catch 22 as a senior ... totaled 1,182 yards and 18 touchdowns through the air and 340 yards on the ground and seven rushing scores as a junior ... twice recognized as a Detroit News All-Metro East honoree ... two-time Port Huron Times Herald Player of the Year ... invited to play in the 2008 Michigan East-West All-Star Game ... coached by Tony Scarcelli.

**PERSONAL:** Born Dec. 29, 1989 ... son of Charles Kay and Diane Lees ... earned a bachelor's degree in health education during the spring of 2012 and is working towards a master's in business administration.

**KAY'S CAREER STATISTICS**

RUSHING	G	Att	Yds	TD	Lg	Avg/C	Avg/G
2009	2	4	24	0	8	6.0	12.0
2010	1	2	14	0	7	7.0	14.0
2011	3	3	22	0	16	7.3	7.3
2012	11	48	306	2	40	6.4	27.8
<b>TOTAL</b>	<b>17</b>	<b>57</b>	<b>366</b>	<b>2</b>	<b>40</b>	<b>6.4</b>	<b>21.55</b>

PASSING	G	Att	Cmp	Int	Yds	TD	Lg	Pct	Avg/P	Avg/G	Effic
2009	2	2	2	0	27	0	19	100.0	13.5	13.5	213.4
2010	1	6	3	0	20	0	9	50.0	3.3	20.0	78.0
2011	3	0	0	0	0	0	0	0.0	0.0	0.0	0.0
2012	11	138	87	2	1298	10	83	63.0	9.4	118.0	163.1
<b>TOTAL</b>	<b>17</b>	<b>146</b>	<b>92</b>	<b>2</b>	<b>1345</b>	<b>10</b>	<b>83</b>	<b>63.0</b>	<b>9.2</b>	<b>79.1</b>	<b>160.3</b>

**62 • CORY KEEBLER**OL • 6-7 • 294 • Jr. • 2L  
LIBERTY TOWNSHIP, OHIO/LAKOTA EAST

**2012:** Played in all 13 games on special teams and as a reserve offensive lineman ... helped an offensive line unit that paved the way for a 1,000-yard rusher for the third-straight year while surrendering only 13 sacks, a mark that ranked in the Top-20 in the NCAA Football Bowl Subdivision.

**2011:** Played in nine games as an offensive lineman and on special teams.**2010:** Redshirted.

**LAKOTA EAST HIGH SCHOOL:** A one-star recruit by Scout.com ... a First-Team all-Greater Miami Conference selection on offense in 2009 ... a two-time winner of the Ironman Award in football (2008, 09) ... named all-Southwest Ohio as a senior ... also played basketball for the Thunderhawks ... was named one of the top-100 basketball players in Ohio in both 2008 and 2009 ... coached by Rick Haynes.

**PERSONAL:** Born Nov. 2, 1991 ... son of Karen and Rick Keebler.


**26 • BRAXTON LANE**

S • 5-11 • 202 • Fr. • RS  
TYRONE, GA./SANDY CREEK HS

Joined the Bearcats in the summer of 2012 after playing professional baseball for three seasons from 2009-11.

**2012:** Redshirted.


**PRIOR TO CINCINNATI:** A high school All-America baseball player, spent the past three seasons (2009-2011) in the Texas Rangers' minor league system playing in the Arizona League and for the Spokane Indians and Hickory Crawdads ... was selected in the seventh round of the 2009 Major League Baseball Draft by the Rangers with the 214th overall selection ... prepped at Sandy Creek HS in Georgia, the same high school that produced another current UC wideout, sophomore Alex Chisum ... on the football side, he was a member of both the Atlanta-Journal Constitution's Super Southern 100 and The Georgia 150 ... grabbed 55 receptions for 1,072 yards and 11 touchdowns in his junior season, was named the Fayette County Offensive Player of the Year and was an All-State honorable mention selection ... did not play football as a senior in order to concentrate on baseball ... originally signed with the University of Oregon out of high school ... father, Carl, played tailback at Oregon State in 1985-86 and his uncle, MacArthur Lane, was an NFL running back for St. Louis, Green Bay and Kansas City from 1968-1978.

**73 • RYAN LEAHY**

OL • 6-6 • 282 • Fr. • RS  
CINCINNATI, OHIO/LASALLE

**2012:** Redshirted.

**LASALLE HIGH SCHOOL:** Rated as a three-star recruit by Rivals.com, Scout.com and 247sports.com ... will play OL at UC ... ranked as the No. 41 strong-side defensive end in the class of 2012 and the No. 57 player in the state of Ohio in the class of 2012 by Rivals.com ... rated as the No. 58 player in the state of Ohio in the class of 2012 by 247sports.com ... rated as the No. 94 defensive tackle in the class of 2012 and the No. 67 prospect in the state of Ohio by ESPN ... named a 2011 Division I, Second-Team All-Southwest District member ... selected to the Greater Catholic League first-team as a senior at LaSalle High School ... named to the 2011 preseason all TriStateFootball.com second team ... named to the 2011 postseason all TriStateFootball.com first team ... is a forward on the LaSalle basketball team and was a member of the 2011 Division I state basketball championship team as a junior ... chose UC over offers from Boston College, North Carolina State and West Virginia, among others ... Son of Donna and Dan Leahy ... father a UC graduate ... Coached by Tom Grippa.

**71 • ERIC LEFELD**

OL • 6-6 • 309 • Jr. • 2L  
COLDWATER, OHIO/COLDWATER

**2013:** Named to the 2013 Outland Trophy Watch List.

**2012:** A First-Team All-BIG EAST Conference honoree ... started all 13 games at left tackle ... helped lead an offensive line unit that paved the way for a 1,000-yard rusher for the third-straight year while surrendering only 13 sacks, a mark that ranked in the Top-20 in the NCAA Football Bowl Subdivision.

**2011:** Converted from defensive line to offensive line ... started seven of the last 13 games of the season at right tackle ... helped lead the Bearcats to a 10-3 record, BIG EAST Conference Championship and a win in the 2011 AutoZone Liberty Bowl over Vanderbilt ... Lefeld and his offensive line mates paved the way for a 1,000-yard rusher for the second straight season, the first time a UC team has achieved that feat in 25 years.

**COLDWATER HIGH SCHOOL:** A two-star recruit by Rivals.com and Scout.com ... an all-Region selection by PrepStar Magazine ... won a Division IV State Championship in 2007 as a sophomore ... was the Division V State runner-up as a senior ... won a pair of Midwest Athletic Conference titles in 2006 and 2008 ... named all-MAC at offensive tackle and defensive end ... earned all-State

honors and was named to the Lima News Dream Team as a senior ... also played basketball ... was an all-MAC honoree as a sophomore and junior ... named First Team all-District 8 as a sophomore ... born Jan. 28, 1992 ... coached by John Reed.

**PERSONAL:** Son of Linda and Allen Lefeld ... brother Matt played basketball at Bowling Green State University from 2003-06.

**4 • MUNCHIE LEGAUX**

QB • 6-5 • 200 • Sr. • 3L  
NEW ORLEANS, LA./EDNA KARR

**2012:** Started six games at QB, leading UC to a 5-1 record ... was 120-of-230 for 1,716 yards and 13 TDs with nine interceptions ... also added 335 yards rushing with four scores on 55 carries ... his 186.5 yards per game average led the squad ... went 11 of 22 for 124 passing yards, while adding 39 rushing yards on six carries vs. Syracuse (11/03) ... rushed five times for 32 yards including a 4-yard rushing touchdown against Louisville (10/26), went 13 for 28 with 157 yards including a 26-yard touchdown pass to tie the game with 1:03 left ... had one passing and one rushing touchdown including a 46-yard pass vs. Toledo (10/20)...went 15 for 36 with 227 yards and third rushing touchdown of the season...had two passing touchdowns including a 78-yard pass vs. Fordham (10/12) ... went 15 for 24 with 262 yards and second rushing touchdown of the season ... accounted for three touchdowns (one rushing, two passing) against Miami (OH) (10/06) ... finished 13 for 23 with 157 yards ... rushed six times for 22 yards ... named BIG EAST Offensive Player of the Week after going 19-42 against Virginia Tech (09/29) ... recorded three touchdowns, including game-winning, 39-yard pass with 13 seconds remaining ... rushed 11 times and threw for 376 yards ... rushed eight times for 25 yards against Delaware State (09/14) ... passed for 208 yards, 20-27 with two touchdowns ... opened season vs. Pittsburgh (09/06) going 14-28 for 205 yards and two touchdowns ... added 117 rushing yards, including a 77-yard run.

**2011:** Started five of the 11 games ...had a completion percentage of 47.4 percent and a passing efficiency rating of 109.0...completed 55 of 116 passes for 749 yards, five touchdowns, and four interceptions...also had 185 yards on 41 rushes and two touchdowns...Led the Bearcats to wins over Syracuse and Connecticut while Collaros was out...went for 28 yards on 10 rushes, 217 yards on 15 of 35 passes, three touchdowns, and two interceptions in a win against Connecticut (12/03)...had 169 yards passing on 13 of 22 attempts, two touchdowns, 11 yards rushing, and one pass going for a career long of 69 yard touchdown against Syracuse (11/26)... passed for 144 yards on 10 of 21 attempts, 77 yards rushing, 1a run going for a career best 65 yards, and 1 touchdown against West Virginia(11/12).

**EDNA KARR HIGH SCHOOL:** A three-star recruit by Rivals.com, Scout.com, and ESPN.com ... rated as the No. 12 dual-threat quarterback nationally by Rivals.com ... ranked as the No. 16 player in the State of Louisiana by Rivals.com ... ranked in the top-100 quarterbacks nationally by Scout.com ... led his team to 11 wins and a berth in the Class 10-4a semifinals as a senior ... named District MVP as a junior and senior ... also an all-State honoree as a senior ... named all-District Class 10-4A as a sophomore ... threw for 5,250 yards and 65 touchdowns and totaled over 2,000 rushing yards and 20 rushing touchdowns ... also plays basketball and runs track ... served as vice president of his class at Edna Carr HS ... coached by Jabbar Juluke.


**PERSONAL:** Born Sept. 27, 1991 ... full name is Benton Shannon Legaux ... son of Tanya Legaux.

**LEGAUX'S CAREER STATISTICS**

PASSING	G	Att	Cmp	Int	Yds	TD	Lg	Pct	Avg/P	Avg/G	Effic
2010	7	0	0	0	0	0	0	0.0	0.0	0.0	0.0
2011	11	116	55	4	749	5	69	47.4	6.5	68.1	109.0
2012	11	230	120	9	1716	13	78	52.2	7.5	156.0	125.7
<b>TOTAL</b>	<b>29</b>	<b>346</b>	<b>175</b>	<b>13</b>	<b>2465</b>	<b>18</b>	<b>78</b>	<b>50.6</b>	<b>7.1</b>	<b>85.0</b>	<b>120.1</b>

RUSHING	G	Att	Yards	Yds/Att	Long	TD	Yds/G
2010	7	0	0	--	0	0	--
2011	11	41	185	4.5	65	2	16.8
2012	11	55	335	6.1	77	4	30.5
<b>TOTAL</b>	<b>29</b>	<b>96</b>	<b>520</b>	<b>5.4</b>	<b>77</b>	<b>6</b>	<b>17.9</b>



**24 • JOHN LLOYD**

P • 6-2 • 237 • Jr. • SQ  
CINCINNATI, OHIO/CHCA

**2012:** Served as the backup punter but did not see any game action.


**2011:** Served as the backup punter but did not see any game action.

**2010:** Redshirted.

**CINCINNATI HILLS CHRISTIAN ACADEMY:** A two-star recruit by Rivals.

com and Scout.com ... three year letter winner, twice named all-State, all-SW District, Cincinnati Enquirer all-City, all-Miami Valley Conference and all-Tri-State Football.com ... led the State of Ohio as a senior with a 44 yards per punt average, 46% inside the 20, longs of 70, 69 and 64 ... also led the State of Ohio as a junior with a 42.6 ypp avg, 41% inside the 20...as a senior, ranked #5 in the nation by Kicking.com...selected to play in the Under Armour North South All Star Game... also played QB, TE, OL, holder and kicked off ... four year letter winner and two time All State, Enquirer All City and All Miami Valley Conference baseball player (pitcher) ... also lettered as a swimmer ... football coach at CHCA was Eric Taylor.

**PERSONAL:** Born Sept. 13, 1991 ... Son of Camille and Steve Lloyd ... Sister, Erin, plays basketball at Wittenberg University.

**60 • SAM LONGO**

OL • 6-5 • 305 • Sr. • 1L  
SPRING VALLEY, OHIO/BELLBROOK/OHIO STATE

**2012:** Started 11 games at right guard and helped lead an offensive line unit that paved the way for a 1,000-yard rusher for the third-straight year while surrendering only 13 sacks, a mark that ranked in the Top-20 in the NCAA Football Bowl Subdivision ... UC led the BIG EAST in scoring offense (31.0 ppg) and was second in both total offense (430.8 ypg) and rushing offense (199.8) ... The Bearcats rushed for 200 or more yards in seven games and topped 195 yards or more of rushing in nine contests.

**2011 (UC):** Sat out due to NCAA transfer regulations.

**2010 (OHIO STATE):** Made his first career appearance against Eastern Michigan.

**2009 (OHIO STATE):** Redshirted for the Rose Bowl and Big Ten champions.

**BELLBROOK HIGH SCHOOL:** Totaled 73 knockdowns, 31 tackles, 12 TFL, three sacks and two blocked kicks in six games as a senior at Bellbrook High ... offensive line MVP for Coach Kevin Basinger ... second team all-Ohio ... Buckeye Blue Chip and Big 33 teams ... state qualifier in shot put and discus as a junior ... placed in the top five at USATF Junior Olympics

**PERSONAL:** Son of Eugene and Sandra Longo ... father played linebacker at Ohio State 1981-84 ... major undeclared.

**10 • JORDAN LUALLEN**

FB • 6-3 • 240 • Sr. • 2L  
GREENWOOD, IND./CENTER GROVE/GA. TECH

**2012:** Saw action in nine games at wide receiver and wildcat QB ... complete his first career pass, a 14-yard effort ... toted the ball 15 times for 51 yards and a TD ... Carried the ball twice for nine yards against Rutgers (11/17) ... totaled 32 rushing yards and 14 through the air vs. Syracuse (11/03) ... rushed once against Toledo (10/20) ... had a one-yard touchdown run vs. Fordham (10/12) ... ran for eight yards against Miami (OH) (10/06).

**2011:** Played in seven games, seeing action at quarterback in the wildcat package and on special teams ... rushed 22 times for 135 yards and a touchdown, completing 2-of-4 passes for 10 yards ... ran four times for 36 yards and a touchdown against Austin Peay ... carried five times for 17 yards against Akron ... ran the ball once for five yards against Louisville ... set a career-best with 77 yards on eight carries at Syracuse ... also had a career-long 48-yard run that ended up on the goal line

... was 2-of-3 for 10 yards passing.

**2010 (Cincinnati):** Sat out due to NCAA transfer regulations but was part of the scout team in practice.

**2009 (Georgia Tech):** Redshirted as a true freshman... often imitated the next week's opposing quarterback for the scout team ... named to the ACC Academic Honor Roll for 2009-10.

**CENTER GROVE HIGH SCHOOL:** Scout.com 4-star recruit... No. 26 QB in the nation (Scout.com) and No. 22 QB (ESPN.com)... a top-10 dual threat quarterback (Scout and Rivals)... Offense/Defense All-American and National Player of the Year... finalist for Indiana's Mr. Football Award and the Gatorade Player of the Year in 2008... earned all-conference, all-county, all-metro and Indianapolis Star Super Team honors as a senior... was all-county, all-conference and honorable mention all-state as a junior... led Center Grove HS to a state championship in 2008, rallying team from a 19-point deficit, earning MVP honors... 2008 statistics: 46-for-85 passing for 941 yards, two interceptions, and 14 touchdowns; rushed for 622 yards on 84 carries in the Wing-T offense... set school record for touchdown passes in a season and career, career completions and career completion percentage.. 2007 statistics: helped team to a 9-2 record, completed 60 percent of his passes for 756 yards and 12 touchdowns with no interceptions... also rushed for 475 yards and 13 touchdowns... set school record for single-season completion percentage... coached by Eric Moore, earning three varsity letters as a quarterback and wide receiver.. also ran track (sprinter) for four years... career statistics: 220-of-350 passing for 2,670 yards, 36 touchdowns and seven interceptions... rushed for 1,646 yards and 36 TDs on 215 attempts.

**PERSONAL:** Son of William and Michelle Luallen... given name is Jordan William Luallen... born Nov. 15, 1990 in Greenwood, Ind... has two older siblings, Whitney and Kelsey... wants to be a college football coach... began playing flag football at age six... heavily involved with the Fellowship of Christian Athletes... has served on two church missions, including a trip to Nicaragua... considering a major in science, technology and culture, or economics.

**LUALLEN'S CAREER STATISTICS**

PASSING	G	Att	Cmp	Int	Yds	TD	Lg	Pct	Avg/P	Avg/G	Effc
2011	7	4	2	0	10	0	9	50.0	2.5	1.4	71.0
2012	9	1	1	0	14	0	14	100.0	14.0	1.6	217.6
<b>TOTAL</b>	<b>16</b>	<b>5</b>	<b>3</b>	<b>0</b>	<b>24</b>	<b>0</b>	<b>14</b>	<b>60.0</b>	<b>4.8</b>	<b>1.5</b>	<b>100.3</b>

Rushing	G	Att	Yards	Yds/Att	Long	TD	Yds/G
2011	7	22	135	6.1	48	1	19.3
2012	9	15	51	3.4	12	1	5.7
<b>TOTAL</b>	<b>16</b>	<b>37</b>	<b>186</b>	<b>5.0</b>	<b>48</b>	<b>2</b>	<b>11.6</b>

**48 • JEFF LUC**

LB • 6-1 • 251 • Jr. • TR  
PORT ST. LUCIE, FLA./TREASURE COAST/FLA. ST.

Joined Cincinnati in the summer of 2012 after playing two seasons at Florida State University ... sat out the 2012 season due to NCAA transfer regulations.

**PRIOR TO CINCINNATI:** Played in 19 career games at Florida State, tallying 23 career tackles and three tackles for loss ... in 2011, he played in 11 games and recorded 15 tackles and two tackles for loss ... had a career-matching five tackles against ULM ... added four tackles against Boston College ... in 2010, he played in eight games for the Seminoles mainly on special teams but received some limited snaps on defense.

**TREASURE COAST HS:** Held a four-star ranking from Rivals and was the No. 6 overall prospect in Florida ... Rivals also had Luc as nation's top-rated middle linebacker and No. 42 overall nationally ... earned five-star mark from Scout and was the No. 1 middle linebacker prospect nationally ... Sporting News ranked Luc No. 13 in its top 100 nationally ... he checked in at No. 18 in SuperPrep's Florida 115 ... ESPN's No. 1 inside linebacker and No. 11 prospect overall ... MaxPreps ranked Luc No. 75 nationally ... played in the Under Armour All-American game ... registered 103 tackles (14 TFLS) as a senior at Treasure Coast after piling up 125 as a junior (22 TFL), when he earned third-team all-state honors ... led his team to the third round of the 6A state playoffs as a junior ... No. 1 inside linebacker by Florida Times-Union's Florida Super 75 ... No. 4 on Bill Buchalter's Florida Top 100 list and No. 1 linebacker ... No. 2 prospect in area according to Palm Beach Post ... FSU topped list of suitors which included Alabama, Florida, Georgia, Miami, LSU, Ohio State, Notre Dame, Southern Miss, Oklahoma, Tennessee and USC ... born February 14, 1992.



**44 • COREY MASON**LB • 6-3 • 223 • Jr. • SQ  
CINCINNATI, OHIO/ELDER

**2012:** Played in all 13 games on special teams and in a reserve line-backer role ... tallied five tackles.

**2011:** Saw action in 10 games on special teams ... did not record any statistics.

**2010:** Redshirted.

**ELDER HIGH SCHOOL:** A two-star recruit by Rivals.com and Scout.com ... a 2009 Second-Team all-GCL South performer ... one of the most underrated players in Cincinnati ... teammate of fellow class member Tony Miliano


**PERSONAL:** Son of Chris and Joe Mason ... coached by Doug Ramsey.

**45 • EY'SHAWN MCCLAIN**LB • 6-1 • 234 • Fr. • RS  
JACKSONVILLE, FLA./RAINES

**2012:** Redshirted.

**RAINES HIGH SCHOOL:** Graded as a three-star recruit by Rivals.com and a two-star recruit by Scout.com and 247sports.com ... ranked as the No. 60 inside linebacker in the class of 2012 and the No. 232 prospect in the state of Florida by 247sports.com ... rated as the No. 26 inside linebacker in the class of 2012 by Rivals.com ... graded as the No. 64

outside linebacker in the 2012 class and the No. 96 prospect in the state of Florida by ESPN ... chose UC over offers from Illinois, Rutgers, and West Virginia, among numerous others.

**6 • ANTHONY MCCLUNG**WR • 6-0 • 177 • Sr. • 3L  
INDIANAPOLIS, IND./PIKE

**2012:** Top returning receiver on the squad ... hauled in 34 balls for 539 yards and a pair of TDs in 2012 ... his 44.9 receiving yards per game ranked second on the team ... also returned 16 punts for 158 yards, averaging 9.9 yards per return, which ranked third in the league ... pulled in one catch for 26 yards against USF (11/23) ...Tallied three catches for 42 yards against Rutgers (11/17) ... had a catch for 29 yards against Temple (11/10) ... earned five receptions for 75 yards

vs. Syracuse (11/03) ... had a catch for two yards and a 15-yard punt return against Louisville (10/26)...caught two passes for 29 yards including a 21-yard catch against Toledo (10/20)... caught four passes for 55 yards vs. Miami (OH) (10/06) ... returned three punts against Virginia Tech (09/29) ... made two catches for 26 yards ... caught three passes and returned four punts in first two games ... scored ninth career touchdown vs. Delaware State (09/14) ... matched previous record with a 29-yard punt return ... finished with 120 all purpose yards ... broke career-long punt return by one yard with 29-yard run back vs. Pittsburgh (09/06)... finished with 76 total yards.


**2011:** Played in every game at wide receiver... totaled 49 receptions for 683 yards, 6 touchdowns, along with 1 carry for 4 yards...in his best game of the season, he had 8 receptions, 142 yards, and 2 touchdowns against Connecticut(12/03)... caught 6 passes for 94 yards in a game against NC STATE(09/22)... had a total of 3 receptions for 48 yards and 2 touchdowns in the home opener against Austin Peay(09/03).

**PIKE HIGH SCHOOL:** A three-star recruit by Rivals.com and Scout.com ... listed as the No. 13 player in Indiana by Rivals.com ...tabbed as one of the top-200 receivers in the country by Scout.com ... won the Conference Indiana title as a senior in 2009 and sophomore in 2007 ... the 2007 team went 14-1, winning league, sectional, and regional titles, finishing as the 5A State Runner Up ... made 61 catches for 1,087 yards and eight touchdowns ... a two-time all-Conference Indiana selection ... named all-Marion County and all-State ... a team captain and member of the Indiana Super Team ... coached by Derrick Moyers.

**PERSONAL:** Born Sept. 9, 1991 ... son of Regina and Rob Madaris.

**MCCLUNG'S CAREER STATISTICS**

RECEIVING	G	Rec	Yards	Yds/Rec	Long	TD	Yds/G
2010	10	22	217	9.9	26	2	21.7
2011	13	49	683	13.9	36	6	52.5
2012	12	34	539	15.9	55	2	44.9
<b>TOTAL</b>	<b>35</b>	<b>105</b>	<b>1439</b>	<b>13.7</b>	<b>55</b>	<b>10</b>	<b>41.1</b>

**46 • MITCH MEADOR**DT • 6-4 • 290 • Sr. • 3L  
GREENWOOD, IND./WHITELAND COMMUNITY

**2012:** Played in all 13 games on special teams and at defensive tackle ... had seven tackles, including one for a loss and a sack ... also had a QB hurry and forced fumble ... recorded a solo tackle against Rutgers (11/17)... had a stop vs. Miami (OH) (10/06) ... recorded one solo tackle against Virginia Tech (09/29) ... made two total stops vs. Pittsburgh (09/06) in season opener.

**2011:** Saw action in all 13 games... recorded five total tackles, including two solo stops and a sack assist ... had two tackles against Akron (09/17).

**2010:** Played in all 12 games as a reserve linebacker...Made his first career tackle against Fresno State...Posted 4 total tackles on the year ... earned Academic All-BIG EAST honors.

**2009:** Redshirted.

**WHITELAND COMMUNITY HIGH SCHOOL:** Part of two Mid-State Conference Championship squads ... an Associated Press all-State honoree as a junior and senior ... also an IFCA all-State selection, first-team MSCC, and an all-South selection as a junior and senior ... a three-time all-county first team honoree ... holds the Whiteland Community school record with 362 career tackles, 169 career solo tackles, and 193 career assisted tackles ... also a two-year letterwinner on the basketball squad ... coached by Darrin Fisher.

**PERSONAL:** Born March 8, 1991 ... son of Joe and Kathy Meador ... brother Reid is a redshirt freshman offensive lineman at Hillsdale College.

Academic Major: Exploratory Studies.

**MEADOR'S CAREER STATISTICS**

DEFENSE	G	UA	A	Total	Sacks	Yds	TFL	Yds	FF	FR	PD	Int
2010	12	3	1	4	-	-	-	-	-	-	-	-
2011	13	2	3	5	0.5	4	0.5	4	-	-	-	-
2012	13	2	5	7	1	4	1	4	1	-	-	-
<b>TOTAL</b>	<b>38</b>	<b>7</b>	<b>9</b>	<b>16</b>	<b>1.5</b>	<b>8</b>	<b>1.5</b>	<b>8</b>	<b>1</b>	<b>-</b>	<b>-</b>	<b>-</b>

**14 • TONY MILIANO**

K • 6-2 • 186 • Jr. • 2L  
NORTH BEND, OHIO/ELDER

**2012:** Averaged 7.5 points per game, leading UC and the BIG EAST Conference ... finished the season 17-of-22 on field goals and 51-of-53 on point-after tries for 102 points ... his season mark of 102 ties for the third-best single-season effort in school history ... finished 10-for-11 on field goal tries inside 40 yards with a long kick of 47 yards in the rain at Louisville ... finished with three points on three of four on extra points against USF (11/27) ... made three of four extra point attempts

while also going one for two in field goals including a 36 yard make against Rutgers (11/17) ... finished four for four on extra points against Temple (11/10), was also two for two on field goals ... finished five for five on extra points against Syracuse (11/03) ... made all four point after tries at Louisville (10/26), also hit a 47-yard field goal ... made both point after attempts vs. Toledo (10/20), also went three for three on field goals including one from 41 yards out and had five kickoffs for 287 yards averaging 57.4 yards ... made all seven point after attempts for the second consecutive game vs. Fordham (10/12) ... named BIG EAST Special Teams Player of the Week following game vs. Miami (OH) (10/06) ... went 7-7 on extra points and hit one 24-yard field goal ... made all three extra points against Virginia Tech (09/29) ... hit two field goal attempts, including one from 41 yards out ... finished 2-3 on extra points vs. Delaware State (09/14) ... made lone field goal of game from 18 yards out ... started season 4-4 on PAT's and 2-2 on field goal attempts against Pittsburgh (09/06) ... made a 46-yard try, two yards less than career long.

**2011:** Played in all 13 games ... made 17 of 25 field goals ... hit his longest field goal of the year of 48 yards 3 different times ... recorded 98 total points ... had 22 kickoffs go for a total of 1399 yards and came out to a 63.6 yards per kick average ... hit 4 out of 4 field goals and 2 out of 2 extra points; including a 41 yarder early in the 4th quarter that ended up being the game winner against Pittsburgh (11/05) ... was successful on 5 out of 5 extra points along with 3 out of 3 field goals against NC STATE; one of which was a season long 48 yards (9/22) ... had 10 kickoffs total 649 yards, hit 1/1 field goals, and hit 7/8 extra points in the season opener against Austin Peay (09/03).

**2010:** Redshirted.

**ELDER HIGH SCHOOL:** A two-star recruit by Rivals.com and Scout.com ... named First-Team all-Ohio in 2008 and 2009 ... his 107 points scored in 2008 was the second-highest total in Ohio high school history ... only Elder player to be named all-Ohio twice ... had 59 touchbacks and 42 kicks longer than 65 yards, and nine longer than 70 yards ... high school teammate of fellow class member Corey Mason ... coached by Doug Ramsey.

**PERSONAL:** Son of Donna and Chris Miliano.

**MILIANO'S CAREER STATISTICS**

Kickoffs	G	Kickoffs	Yards	Avg.	Touchbacks
2011	13	22	1399	63.6	2
2012	13	7	413	59.0	1
<b>TOTAL</b>	<b>26</b>	<b>29</b>	<b>1812</b>	<b>62.5</b>	<b>3</b>

Kicking	G	FG-Made	FG-Att.	FG%	Long	PATs
2011	13	17	25	68.0%	48	47 - 50 (94.0%)
2012	13	17	22	77.3%	47	51 - 53 (96.2%)
<b>TOTAL</b>	<b>26</b>	<b>34</b>	<b>47</b>	<b>72.3%</b>	<b>48</b>	<b>98 - 103 (95.1%)</b>

**70 • BRANDON MITCHELL**

DT • 6-2 • 308 • So. • SQ  
CINCINNATI, OHIO/WITHROW

**2012:** Did not see any game action.

**2011:** Redshirted.

**WITHROW HIGH SCHOOL:** Named a three-star recruit by ESPN.com, Rivals.com, Scout.com, and 247Sports.com ... tallied 38 tackles and a pair of sacks on the season ... named Division I Third-Team All-Ohio ... earned 2010 Football All-Star honors from the Cincinnati Enquirer ... also a standout wrestler who has posted a 19-2 record on the mat in 2011 ... earned First-Team All-CMAC honors on both

offensive and defensive line in 2009 ... coached by Doc Gamble.

**PERSONAL:** Son of Shannon Nicole ... intends to major in criminal justice.

**15 • CHRIS MOORE**

WR • 6-1 • 190 • So. • 1L  
TAMPA, FLA./THOMAS JEFFERSON

**2012:** Played in 12 games in his first year of game action ... had four catches for 113 yards and two touchdowns ... his 28.2 yards per catch led the team ... his long catch was a 65-yard TD reception at Temple ... also had a special teams tackle ... recorded one special teams tackle against Rutgers (11/17) ... first career touchdown vs. Temple (11/10) on a 65-yard reception ... recorded a 12-yard reception against Toledo (10/20) ... had an 11-yard reception vs. Fordham (10/12).


**2011:** Redshirted.

**THOMAS JEFFERSON HIGH SCHOOL:** Named a three-star recruit by Rivals.com, Scout.com, and 247Sports.com ... Rivals.com ranks him as the No. 94 receiver overall while Scout.com lists him at No. 113 ... the Parade All-American helped lead Jefferson to an undefeated season and the Class 3A State Championship ... hauled in 49 catches for 1,500 yards and 21 touchdowns in 2010 ... averaged 107.1 yards per game and 30.61 yards per catch ... led 3A District 8 in receiving yards, yards per catch, and receiving touchdowns ... named Class 3A All-State Honorable Mention in 2010 ... was Jefferson's second-leading receiver in 2009 with 31 receptions for 779 yards and five touchdowns ... had a big game in the Dragons' spring jamboree win over Plant when he caught two touchdowns, including a 51-yard scoring pass on Jefferson's first play from scrimmage ... coached by Mike Fenton.

**PERSONAL:** Son of Jennifer Moore ... born 6/16/93 ... major undeclared ... also recruited by Illinois, Texas Tech, and West Virginia.

**MOORE'S CAREER STATISTICS**

RECEIVING	G	Rec	Yards	Yds/Rec	Long	TD	Yds/G
2012	12	4	113	28.3	65	2	9.4
<b>TOTAL</b>	<b>12</b>	<b>4</b>	<b>113</b>	<b>28.3</b>	<b>65</b>	<b>2</b>	<b>9.4</b>

**82 • MAX MORRISON**

WR • 6-1 • 173 • So. • 1L  
KENTON, OHIO/KENTON

**2012:** Saw action in 11 games on special teams but did not record any statistics.

**2011:** Redshirted.

**KENTON HIGH SCHOOL:** A three-star recruit by Scout.com ... An all-state Division IV choice ... led the nation in receptions, with 142, and yardage, with 2,033 ... also caught 27 touchdown passes, averaging 169.4 yards per game and 14.32 yards per catch ... earned a spot on the 2010 U.S. Air Force Medium Schools All-American Team ... finished his career among the all-time receiving leaders with 289 catches, 4,147 yards and 56 touchdowns ... tallied 98 receptions for 1,510 yards and 19 touchdowns as a junior ... coached by Mike Mauk.

**PERSONAL:** Son of Tracy and Rick Morrison ... father Rick was a wide receiver at Ball State ... his late grandfather Joe played halfback, quarterback and defense at UC from 1956-58 before playing in the NFL for the New York Giants and later serving as the head coach at the University of South Carolina ... uncle is former Michigan head coach Gary Moeller ... born 6/16/92 ... has two sisters, Kaylee and Jenna ... intends to major in criminal justice.

**92 • SILVERBERRY MOUHON**

DE • 6-4 • 248 • So. • 1L  
NORCROSS, GA./NORCROSS

**2012:** Played in 13 games on the defensive front and special teams ... also added a 16-yard reception, the first of his career, on a fake field goal attempt against Virginia Tech ... recorded one tackle for a loss of three yards against USF (11/23) ... tallied two solo tackles against Rutgers (11/17) ... recorded one solo tackle against Temple (11/10) ... had a quarterback hurry and an unassisted stop vs. Syracuse (11/03) ... made three tackles at Louisville (10/26), including one solo stop ... earned four tackles at Toledo (10/20) ... racked up three total tackles against Fordham (10/12) ... broke up one pass against Miami (OH) (10/06) ... earned first career reception with a 16-yard pass in win over Virginia Tech (09/29) ... finished with one total stop against Delaware State (09/14) ... recorded first solo tackle in collegiate debut vs. Pittsburgh (09/06).

**2011:** Redshirted ... named UC's Defensive Scout Team Player of the Year.

**NORCROSS HIGH SCHOOL:** A three-star recruit by Rivals.com and Scout.com ... as a senior, finished with 80 tackles, 11 sacks and a defensive touchdown ... named a Second-Team all-Gwinnett County selection ... coached by Keith Maloof.

**PERSONAL:** Son of Henriette and Paul Mouhon ... born 7/3/93 ... intends to major in biology ... also recruited by Maryland and Syracuse.

**MOUHON'S CAREER STATISTICS**

RECEIVING	G	Rec	Yards	Yds/Rec	Long	TD	Yds/G
2012	13	1	16	16.0	16	0	1.2
<b>TOTAL</b>	<b>13</b>	<b>1</b>	<b>16</b>	<b>16.0</b>	<b>16</b>	<b>0</b>	<b>1.2</b>

DEFENSE	G	UA	A	Total	Sacks	Yds	TFL	Yds	FF	FR	PD	Int
2012	13	8	11	19	1	3	1	3	1	--	1	--
<b>TOTAL</b>	<b>13</b>	<b>8</b>	<b>11</b>	<b>19</b>	<b>1</b>	<b>3</b>	<b>1</b>	<b>3</b>	<b>1</b>	<b>--</b>	<b>1</b>	<b>--</b>

**74 • JUSTIN MURRAY**

OL • 6-5 • 294 • So. • SQ  
CINCINNATI, OHIO/SYCAMORE

**2012:** Saw his first game action against Miami (Ohio).

**2011:** Redshirted.

**SYCAMORE HIGH SCHOOL:** A three-star recruit by ESPN.com, Rivals.com, and Scout.com ... Rivals.com lists him as the No. 64 offensive line prospect and the No. 42 player in the State of Ohio ... OhioVarsity.com

lists him as the No. 13 offensive lineman in Ohio ... Scout.com ranks him as the No. 68 offensive lineman ... a two-year starter for the Aviators ... named a 2010 Football All-Star by the Cincinnati Enquirer ... a two-time First-Team All-Greater Miami Conference selection in 2009-10 ... also lettered in track and field ... earned First-Team All-GMC honors in both the shot put and discus and was named GMC Field Athlete of the Year in 2010 ... coached by Scott Dattilo.

**PERSONAL:** Son of Vikki Murray ... mother is a UC graduate ... born 4/19/93 ... has one brother; Brandon ... volunteers with the House of God Church ... cousin Rico Murray plays for the Edmonton Eskimos and formerly for the Cincinnati Bengals ... intends to major in criminal justice.

**2 • TRENIER ORR**

CB • 6-6 • 195 • So. • 1L  
WINTER GARDEN, FLA./OCOE

**2012:** Limited to eight games due to a hamstring injury ... finished with 18 tackles and four passes defended ... made one stop at Louisville (10/26) ... had one solo tackle vs. Toledo (10/20) ... had two solo tackles and a pass breakup against Fordham (10/12) ... broke up one pass against Delaware State (09/14) ... earned three total tackles in collegiate debut vs. Pittsburgh (09/06).

**2011:** Redshirted.

**OCOE HIGH SCHOOL:** A three-star recruit by Rivals.com ... as a top-200 defensive back by ESPN.com ... standout at wide receiver but projects as a defensive back at UC ... caught 47 passes for 628 yards and one touchdown as a senior ... also rushed for six touchdowns and scored on a kick return ... named Second Team All-Orange County and to the Honorable Mention All-Metro team ... holds numerous school records in catches in a season (47 catches-2010), yards in a season (628 yards-2010), career total catches (60 catches), and career total yards (822 yards) ... totaled close to 1,000 total yards of offense ... coached by Clint Michael Moles.

**PERSONAL:** Intends to major in sports administration ... also recruited by Colorado State and Illinois.

**ORR'S CAREER STATISTICS**

DEFENSE	G	UA	A	Total	Sacks	Yds	TFL	Yds	FF	FR	PD	Int
2012	8	12	6	18	--	--	--	--	--	--	4	--
<b>TOTAL</b>	<b>8</b>	<b>12</b>	<b>6</b>	<b>18</b>	<b>--</b>	<b>--</b>	<b>--</b>	<b>--</b>	<b>--</b>	<b>--</b>	<b>4</b>	<b>--</b>

**50 • ALEX PACE**

DT • 6-2 • 282 • Fr. • RS  
CLEVELAND, OHIO/GINN ACADEMY

**2012:** Redshirted.

**GINN ACADEMY:** Ranked as a three-star recruit by Scout.com and 247sports.com ... ranked as the No. 50 recruit in Ohio and the No. 64 defensive tackle in the nation by 247sports.com ... ranked No. 25 in the top 50 Northeast Ohio high school football players of 2011 by the Cleveland Plain Dealer ... recorded 42 tackles, nine sack and three forced fumbles as a junior at Glenville Academic Campus ... chose UC over offers from North Carolina, Syracuse, and West Virginia among many others ... coached by Ted Ginn Sr.

**12 • LEVITICUS PAYNE**

CB • 5-9 • 183 • So. • 1L  
SOUTHFIELD, MICH./SOUTHFIELD

**2012:** Played in 13 games a true freshman on special teams and as a reserve DB ... tallied seven solo stops and eight tackles overall ... tallied one solo tackle against USF (11/17) ... recorded one solo tackle against Temple (11/10) ... had fourth solo tackle of the year against Syracuse (11/03) ... made two tackles at Louisville (10/26) ... earned a tackle vs. Miami (OH) (10/06) ... recorded first career stop against Virginia Tech (09/29).

Rated as a three-star recruit by Rivals.com, Scout.com and 247sports.com ... ranked as the #16 prospect in the class of 2012 in the state of Michigan by Rivals.com ... graded as the #70 cornerback in the class of 2012 by Scout.com ... rated as the #90 cornerback in the class of 2012 and the #27 prospect in the class of 2012 in the state of Michigan by 247sports.com ... rated as the #83 cornerback in the class of 2012 and the #34 prospect in the class of 2012 in the state of Michigan by ESPN ... chose UC over Bowling Green, Iowa and Toledo.

**PAYNE'S CAREER STATISTICS**

DEFENSE	G	UA	A	Total	Sacks	Yds	TFL	Yds	FF	FR	PD	Int
2012	13	7	1	8	--	--	--	--	--	--	--	--
<b>TOTAL</b>	<b>13</b>	<b>7</b>	<b>1</b>	<b>8</b>	<b>--</b>	<b>--</b>	<b>--</b>	<b>--</b>	<b>--</b>	<b>--</b>	<b>--</b>	<b>--</b>



**96 • JOSH POSLEY**


DE • 6-1 • 252 • So. • 1L  
INDIANAPOLIS, IND./WARREN CENTRAL

**2012:** Played in six games as a true freshman ... tallied three tackles and shared a sack ... recorded one solo tackle against Temple (11/10) ... assisted in a sack for a loss of four yards vs. Miami (OH) (10/06) ... recorded one solo tackle against Temple (11/10) ... assisted in a sack for a loss of four yards vs. Miami (OH) (10/06).

**WARREN CENTRAL HIGH SCHOOL:** Enrolled in school in January of 2012 and played during the spring ... a three-star recruit by 247Sports.com, ESPN.com, Rivals.com and Scout.com ... Associated Press Honorable Mention Class 5A All-State at defensive line ... also a First-Team All-Marion County selection ... tallied 67 tackles, including 38 solo stops, 2.5 sacks, three fumble recoveries, a forced fumble and a pass defended ... finished with a season best 10 stops against Carmel (Sept. 30) ... Warriors were 11-1 in 2011, winning the Metropolitan Interscholastic Conference and earning a No. 7 National ranking

**POSLEY'S CAREER STATISTICS**

DEFENSE	G	UA	A	Total	Sacks	Yds	TFL	Yds	FF	FR	PD	Int
2012	6	2	1	3	0.5	4	0.5	4	--	--	--	--
<b>TOTAL</b>	<b>6</b>	<b>2</b>	<b>1</b>	<b>3</b>	<b>0.5</b>	<b>4</b>	<b>0.5</b>	<b>4</b>	<b>--</b>	<b>--</b>	<b>--</b>	<b>--</b>

**35 • JOSH RUSS**

TE • 6-5 • 240 • Jr. • SQ  
ELYRIA, OHIO/ELYRIA CATHOLIC

**2012:** Earned first career tackle on a solo stop at Louisville (10/26).

**2011:** Redshirted.

**ELYRIA CATHOLIC HIGH SCHOOL:** A three-star recruit by Rivals.com and Scout.com ... ranks as the No. 62 prospect in Ohio by Rivals.com ... also ranks among the top-100 defensive ends by Scout.com ... an all-Region selection by PrepStar Magazine ... won North Coast Conference White Division titles in 2007 and 2009 as a sophomore and senior, respectively ... earned First Team all-County, all-District, all-NCC, and all-State honors both junior and senior years ... caught 32 balls for 619 yards and six touchdowns as a senior ... tallied three forced fumbles, eight sacks and four tackles for a loss on defense ... also played basketball and ran track ... coached by Ben Melbasa.

**PERSONAL:** Born Aug. 3, 1991 ... son of Kelly Plas and Randy Russ.

**75 • KEVIN SCHLOEMER**

OL • 6-7 • 312 • Jr. • 1L  
LIBERTY TOWNSHIP, OHIO/LAKOTA WEST

**2012:** Played in four games as a reserve offensive lineman.

**2011:** Saw action in one game as an offensive lineman.

**2010:** Redshirted.

**LAKOTA WEST HIGH SCHOOL:** A three-star recruit by Rivals.com and Scout.com ... listed as the No. 39 offensive tackle nationally by Rivals.com and the No. 15 player in Ohio ... Scout.com lists him as the No. 39 offensive tackle nationally ... an all-Region selection by PrepStar Magazine ... won the Greater Miami Conference Championship as as senior ... was a Special Mention all-State honoree in 2009 ... also named First Team all-Southwest Ohio, and earned first team honors from the Cincinnati Enquirer, Butler County, and Greater Miami Conference ... participated in the O-D All-American Bowl ... USA vs. the World Junior National Team, the Ohio North-South Game and the Big 33 Game ... honor roll student as a junior and senior ... coached by Larry Cox.

**PERSONAL:** Born Jan. 17, 1992 ... son of Karen and Bob Schloemer.

**63 • DAN SPRAGUE**

OL • 6-3 • 290 • Sr. • 1L  
WORTHINGTON, OHIO/KILBOURNE

**2012:** Started 12 games at center and helped lead an offensive line unit that paved the way for a 1,000-yard rusher for the third-straight year while surrendering only 13 sacks, a mark that ranked in the Top-20 in the NCAA Football Bowl Subdivision ... UC led the BIG EAST in scoring offense (31.0 ppg) and was second in both total offense (430.8 ypg) and rushing offense (199.8) ... The Bearcats rushed for 200 or more yards in seven games and topped 195 yards or more of rushing in nine contests.

**2011:** Saw the field in five games on the offensive line.

**2010:** Did not see any game action.

**2009:** Redshirted.

**WORTHINGTON KILBOURNE HIGH SCHOOL:** Named his team's Most Valuable Player in 2008 ... a first-team all-Ohio Capital Conference Central Division selection as a senior ... also a first-team all-district, Columbus Dispatch second-team all-Metro and a 2008 Agonis Club Award recipient ... recorded 215 tackles, 6.5 sacks, three forced fumbles, and three interceptions in his high school career ... coached by Vince Trombetti.

**PERSONAL:** Born Aug. 4, 1990 ... son of Joe and Denise Sprague.

**94 • JORDAN STEPP**

DT • 6-1 • 285 • Sr. • 3L  
INDIANAPOLIS, IND./BEN DAVIS

**2012:** Saw action in all 13 games, finishing with 36 tackles, including four for a loss and 1.5 sacks ... also had a pair of passes defended and a blocked kick ... tallied three tackles and one sack for a loss of five yards against USF (11/23) ... recorded four tackles against Rutgers (11/17) and added a blocked kick ... had three solo tackles and broke-up a pass against Temple (11/10) ... made four total tackles vs. Syracuse (11/03), including a solo stop for a two-yard loss ... had two solo tackles vs. Louisville (10/26) ... recorded four total tackles against Toledo (10/20) ... had a solo sack for an eight-yard loss vs. Miami (OH) (10/06) ... earned two total tackles vs. Virginia Tech (09/29) ... credited with one assisted tackle against Delaware State (09/14) ... had two solo stops vs. Pittsburgh (09/06), including one sack.

**2011:** Saw action in all 13 of the Bearcats games this year; recording 33 tackles, 21 of which were solo, 2 tackles for loss, and half a sack ... amassed the most tackles in a game this season against West Virginia with 6(11/12) ... recorded 5 tackles in both the game against USF(10/22) and Miami(10/01).

**2010:** Played in 11 games on the defensive line ... recorded a tackle in eight different games ... had a career best six tackles and his first career forced fumble against Syracuse ... added five stops against Pitt ... finished the season with 20 tackles, 3.5 for a loss, and a forced fumble.

**2009:** Redshirted.

**BEN DAVIS HIGH SCHOOL:** Named a three-star recruit by Rivals.com and Scout.com ... recorded 44 tackles, three forced fumbles and 2.5 sacks as a senior ... played on the Mainland team in the inaugural Hawaii Prep Football Classic in 2008 ... a Class 5A first-team all-State selection as a senior, and an honorable mention 5A all-State selection as a junior ... coached by Mike Kirschner.

**PERSONAL:** Born June 23, 1990 ... son of Randy Stepp and Kristi Pavlack ... majoring in health education.

**STEPP'S CAREER STATISTICS**

TACKLES	G	UA	A	Total	Sck	Yds	TFL	Yds	FF	FR	PD	Int
2010	11	15	5	20	--	3.5	4	1	--	--	--	--
2011	13	21	12	33	0.5	1	2	4	--	--	--	--
2012	13	18	18	36	1.5	13	4	17	--	--	2	--
<b>TOTAL</b>	<b>37</b>	<b>54</b>	<b>35</b>	<b>89</b>	<b>2</b>	<b>14</b>	<b>9.5</b>	<b>25</b>	<b>1</b>	<b>--</b>	<b>2</b>	<b>--</b>



**43 • NICK TEMPLE**

LB • 5-10 • 218 • Jr. • 2L  
INDIANAPOLIS, IND./WARREN CENTRAL

**2012:** Played in all 13 games, making seven starts ... finished with 54 tackles, which ranked fifth on the team ... also had 5.5 tackles for a loss, 2.5 sacks and five passes defended ... had a 55-yard interception for a touchdown to seal UC's win over Duke in the Belk Bowl ... recorded six tackles and four solo tackles against USF (11/23) ... tallied a career high eight tackles against Rutgers (11/17) while adding a pass break up ... recorded four solo tackles against Temple (11/10) ... had two solo tackles and three assists for a loss of five yards against Louisville (10/26) ... totaled four tackles against Fordham (10/12) ... had six tackles and a pass breakup vs. Miami (OH) (10/06) ... broke up one pass against Virginia Tech (09/29) ... added two tackles ... had one stop vs. Delaware State (09/14) ... recorded first sack against Pittsburgh (09/06) for a loss of 12 yards ... tallied five stops.


**2011:** Played in 13 games, starting eight as a true freshman ... tallied 35 tackles, including 19 solo stops, 2.5 tackles for a loss, a forced fumble and an interception ... had four solo stops in his UC debut against Austin Peay ... finished with two stops against Akron ... had a solo stop versus NC State ... had three tackles against Louisville ... tied a career best with four solo tackles at USF ... also had a tackle for a loss ... finished with single tackles at Pittsburgh and against West Virginia ... had three stops and a tackle for a loss at Rutgers ... added three tackles at Syracuse ... finished with four tackles against Connecticut ... set a career best with eight tackles against Vanderbilt in the AutoZone Liberty Bowl ... also had a forced fumble and an interception which led to the game-clinching touchdown.

**WARREN CENTRAL HIGH SCHOOL:** A three-star recruit by ESPN.com, Rivals.com, Scout.com, and 247Sports.com ... Rivals.com and Scout.com rank him as the No. 38 safety overall while Rivals has him listed as the No. 6 player in the State of Indiana ... enrolled at UC in March of 2011 and took part in spring football ... pegged by the Indianapolis Star as the state's top linebacker ... helped lead the Warriors to a State Championship in 2009 and a Metropolitan Interscholastic Conference title in 2010 ... won the Indiana High School Football Coaches Mr. Football Position Award at linebacker ... named a Class 5A All-State selection ... tallied 59 tackles, including 31 solo stops, four sacks, four passes defended, two forced fumbles, and two fumble recoveries ... scored a pair of touchdowns ... earned MIC All-League honors ... registered 135 tackles, 12 tackles for loss, nine sacks, one interception and three pass breakups ... coached by John Hart.

**PERSONAL:** Son of Karmyn Brandon ... born 9/3/93 ... has two siblings, Cameron and Natasha ... intends to major in business ... also recruited by Louisville, West Virginia, and Wisconsin.

**TEMPLE'S CAREER STATISTICS**

DEFENSE	G	UA	A	Total	Sck	Yds	TFL	Yards	FF	FR	PD	Int
2011	13	19	16	35	-	-	2.5	10	1	--	--	1
2012	13	32	22	54	2.5	21	5.5	27	--	--	4	1
<b>TOTAL</b>	<b>26</b>	<b>51</b>	<b>38</b>	<b>89</b>	<b>2.5</b>	<b>21</b>	<b>8</b>	<b>37</b>	<b>1</b>	<b>--</b>	<b>4</b>	<b>2</b>

**33 • SOLOMON TENTMAN**

LB • 6-2 • 237 • Jr. • 2L  
CINCINNATI, OHIO/ROGER BACON

**2012:** Played in nine games at linebacker and on special teams ... totaled 20 tackles ... made one stop against USF (11/23) ... tallied five tackles against Rutgers (11/17) ... recorded four solo tackles against Temple (11/10) ... totaled two tackles versus Miami (OH) (10/06) ... made one solo tackle against Delaware State (09/14) ... had five tackles for a loss of three total yards vs. Pittsburgh (09/06).

**2011:** Saw action in 5 games for the Bearcats ... finished the year with 3 tackles ... returned from a serious knee injury that threatened his career.

**2010:** Redshirted ... missed the entire season due to a knee injury suffered in training camp.

**ROGER BACON HIGH SCHOOL:** A three-star recruit by Rivals.com and a two-star recruit by Scout.com ... listed as the No. 18 inside linebacker nationally and the No. 28 player in Ohio by Rivals.com ... ranked among the top-125 linebackers nationally by Scout.com ... as a junior, tallied 70 tackles, including 11 for a loss, along with seven sacks ... earned First-Team all-GCL honors and

was named Honorable Mention all-Southwest Ohio District ... an all-Region selection by PrepStar Magazine ... part of GCL Championship winning team as a freshman in 2006 ... named the GCL Defensive Player of the Year as a senior ... also a First Team all-GCL selection as a junior and senior ... named to the Cincinnati Enquirer First Team ... tallied 179.5 tackles, including 42 for a loss and 14 sacks ... coached by Kevin Huxel.

**PERSONAL:** Son of Terresa Tentman ... mother is a UC alumnus.

**TENTMAN'S CAREER STATISTICS**

DEFENSE	G	UA	A	Total	Sacks	Yds	TFL	Yds	FF	FR	PD	Int
2011	5	2	1	3	--	--	--	--	--	--	--	--
2012	9	9	11	20	--	--	0.5	3	--	--	--	--
<b>TOTAL</b>	<b>14</b>	<b>11</b>	<b>12</b>	<b>23</b>	<b>--</b>	<b>--</b>	<b>0.5</b>	<b>3</b>	<b>--</b>	<b>--</b>	<b>--</b>	<b>--</b>

**19 • SHAQ WASHINGTON**

WR • 5-9 • 174 • Jr. • 1L  
MAPLE HTS., OHIO/MAPLE HTS.

**2012:** Played in five games, catching three balls for 23 yards ... had three catches for 24 yards against Delaware State (09/14), including a pass for 16 yards.



**2011:** Played in the first five games of the season, recording three catches for 14 yards ... caught three balls for 14 yards against Akron.

**MAPLE HTS. HIGH SCHOOL:** Enrolled at UC in January, 2011 and participated in spring football ... played quarterback in high school, but will transition to inside receiver at UC ... a three-star recruit by Rivals.com, Scout.com, ESPN.com, and 247Sports.com ... 247Sports ranks him as the No. 18 recruit in the state of Ohio ... Washington was a two-time Plain Dealer Offensive Player of the Year ... tallied 1,730 yards of total offense and scored 20 TDs in the regular season ... completed 72 of 114 passes (63 percent) for 1,243 yards, a 17-yard average per completion ... threw 14 touchdown passes with one interception ... rushed 60 times for 487 yards (8.1-yard average) and six touchdowns ... holds a career 24-3 record as a starter, 9-1 in the playoffs, and led the Mustangs to the 2010 OHSAA Division II State Championship ... accounted for all seven of Maple Hts. scores in the state championship rushing or passing ... coached by Todd Filtz.

**PERSONAL:** Son of Leila and Terence Washington ... born 6/12/93 ... has two siblings, Javon and Nate Ortiz ... wrote a blog documenting his recruiting process for the Cleveland Plain Dealer ... intends to major in communications.

**WASHINGTON'S CAREER STATISTICS**

RECEIVING	G	Rec	Yards	Yds/Rec	Long	TD	Yds/G
2011	5	3	14	4.7	8	0	2.8
2012	5	3	23	7.7	16	0	4.6
<b>TOTAL</b>	<b>10</b>	<b>6</b>	<b>37</b>	<b>6.2</b>	<b>16</b>	<b>0</b>	<b>3.7</b>

**98 • CHAD WEST**DE • 6-6 • 262 • So. • SQ  
PERRY, OHIO/PERRY**2012:** Switched to offensive line before returning to the defensive side of the ball ... did not see any game action.**2011:** Redshirted.**PERRY HIGH SCHOOL:** Ranked as a three-star recruit by ESPN.com, Rivals.com, and Scout.com ... ESPN.com ranks him in the top-115 of defensive linemen in the 2011 class ... earned First-Team Division IV All-Ohio honors as a senior after notching 83 tackles, 11 tackles for loss, and eight sacks... also earned a spot on the 2010 Associated Press First Team Northeastern Lakes All-District squad, the Lake County Touchdown Club Division B All-Star team, and was named a 2010 News-Herald First-Team All-Star ... totaled 107 tackles, six sacks and two blocked punts as a junior ... named Special Mention Division IV All-Ohio and earned All-Lake County accolades ... coached by Matt Rosati.**PERSONAL:** Son of Kristen Berg and Kurt West ... born 1/9/93 ... has five siblings, Ryan, Lauren, Tyler, Gabrielle, and Nadia ... intends to major in business ... also recruited by Kansas, Syracuse, and West Virginia.**61 • KIRK WILLIS**LS • 6-2 • 231 • So. • 1L  
GRANVILLE, OHIO/GRANVILLE**2012:** Played in all 13 games as the starting long snapper on punts, field goals and point after tries ... also added four tackles ... earned a tackle at Toledo (10/20) ... recorded one stop against Virginia Tech (09/29) ... had two stops vs. Pittsburgh (09/06) in UC debut.**2011:** Redshirted.**GRANVILLE HIGH SCHOOL:** Ranked one of the top long snappers in the nation by RayGuy/Prokicker and Kohl's Kicking for the 2011 recruiting class ... has 360 successful snaps under his belt in high school, serving as the varsity snapper since his freshman campaign ... team captain ... earned First Team All-Mid-State League-Ohio honors on the Offensive Line and a spot on the All-Central District Team Special Mention at offensive line ... as a junior, helped lead Granville to the Mid-State League-Ohio Champions ... an All-Mid-State League-Ohio Second Team selection on the offensive line ... also a All-Central District Team honorable mention honoree on the offensive line ... named Granville's Special-Team Player of the Year ... on track to earn twelve varsity letters ... also wrestles and plays lacrosse ... coached by J.R. Wait.**PERSONAL:** Son of Krista and Bill Willis ... father played football at Denison University ... born 10/14/92 ... youngest of 3 children ... has a brother Grant and sister Kaleigh ... major undeclared.**8 • ADRIAN WITTY**S • 5-10 • 187 • Jr. • 2L  
DEERFIELD BEACH, FLA./DEERFIELD BEACH**2012:** Played in 11 games in the defensive backfield ... tallied 25 tackles, including 4.5 for a loss and three sacks ... had two passes defended, a QB hurry and a forced fumble ... recorded three tackles including two tackles for a loss of 12 yards ... tallied two tackles against Rutgers (11/17) ... recorded two total tackles against Temple (11/10) ... had a solo tackle vs. Syracuse (11/03) ... earned two more solo tackles at Louisville (10/26) ... had two solo tackles against Toledo (10/20), also had two tackles for a total loss of 10 yards as well as one sack for a loss of nine yards... completed four solo tackles vs. Fordham (10/12) ... earned one tackle against Pittsburgh (09/06) in season opener.**2011:** Played in 12 of the Bearcats 13 games ... ended the season with 15 total tackles, 10 of which were solo ... forced 1 fumble ... against Akron, had two tackles to go with 1 pass deflection (09/17) ... in the season opener against Austin Peay, had 4 solo tackles along with 1 forced fumble (09/03).**DEERFIELD BEACH HIGH SCHOOL:** A two-star recruit by Rivals.com and Scout.com ... ran the

40-yard dash in 4.4 seconds ... helped lead team to state semifinals as a junior and third round as a senior ... played wide receiver and safety during his career ... recorded 50 tackles and one interception as a senior ... caught four passes for 143 yards and one TD senior year ... named first-team All-Broward County by The Miami Herald as a senior ... listed No. 25 on the Broward County Top 25 rankings by the Orlando Sun Sentinel ... earned Class 6A third-team all-state selection as a junior ... played in the Miami-Dade vs. Broward All-Star game ... coached by Art Taylor.

**WITTY'S CAREER STATISTICS**

DEFENSE	G	UA	A	Total	Sacks	Yds	TFL	Yds	FF	FR	PD	Int
2010	4	1	0	1	--	--	--	--	--	--	--	--
2011	12	10	5	15	--	--	--	--	1	--	1	--
2012	11	16	9	25	3	21	4.5	23	1	--	2	--
<b>TOTAL</b>	<b>27</b>	<b>27</b>	<b>14</b>	<b>41</b>	<b>3</b>	<b>21</b>	<b>4.5</b>	<b>23</b>	<b>2</b>	<b>--</b>	<b>3</b>	<b>--</b>

**NEWCOMERS****97 • MARQUES AIKEN**DT • 6-5 • 275 • Sr. • TR  
LAUDERHILL, FLA./BOYD ANDERSON/MARSHALL

Comes to UC after four years at Marshall University ... earned his bachelor's degree in Dec. of 2012 and transferred with one year of eligibility remaining ... made 25 career starts for the Thundering Herd, tallying 91 stops, including 12.5 for a loss, 3.5 sacks and a pair of blocked kicks ... current UC assistant Fred Tate was Aiken's position coach at Marshall in 2011.

**2012 (Marshall):** Saw action in all 12 games, making 10 starts ... recorded 37 tackles, including 6.5 for a loss and 14 solo stops ... also added two sacks, four QB hurries, two blocked kicks and a forced fumble.**2011 (Marshall):** A starter on the interior of Marshall's defensive line ... made 39 tackles (13 solo, 26 assists) on the season, including a season-high five against Rice ... posted 5.5 tackles for loss, a sack, a fumble recovery, and two pass breakups.**2010 (Marshall):** Made 15 tackles (four solo, 11 assists) with a half sack, a fumble recovery and a pass breakup in nine appearances.**2009 (Marshall):** Redshirted.**BOYD ANDERSON HIGH SCHOOL:** Recorded 64 tackles, 12 sacks, 16 tackles for loss, and forced two fumbles as a senior ... first-Team All-District, All-State Honorable Mention, and Nike All-Star Game Participant ... coached by Mark James at Boyd Anderson ... chose Marshall over Colorado State and North Carolina ... a Miami Herald honorable mention performer ... ran for the Lauderhill Track Club for three years.**PERSONAL:** Son of Gaston and Yvette Aiken ... has two younger siblings; brother Khalil (14) and sister Tamia (11).**AIKEN'S CAREER STATISTICS**

Defense	G	UA	A	Total	Sacks	Yds	TFL	Yds	FF	FR	PD	Blk
2010	9	4	11	15	1	3	1	3	0	1	1	0
2011	12	13	26	39	1	8	5.5	13	0	1	2	0
2012	12	14	23	37	3.0	10	6.5	27	1	0	1	2
<b>TOTAL</b>	<b>33</b>	<b>31</b>	<b>60</b>	<b>91</b>	<b>5.0</b>	<b>21</b>	<b>13.0</b>	<b>43</b>	<b>1</b>	<b>2</b>	<b>4</b>	<b>2</b>

**5 • MARK BARR**WR • 6-1 • 163 • Fr. • HS  
FORT LAUDERDALE, FLA./ST. THOMAS AQUINAS

A three-star recruit by ESPN.com, Scout.com and 247Sports.com ... a two-star selection by Rivals.com ... ESPN.com describes him as an ultra-productive player ... rated as one of the Top-50 football players in Broward County by the South Florida Sun-Sentinel ... earned an honorable mention spot on the Class 8A-7A All-State high

school football team ... had 33 catches for 741 yards last season in helping St. Thomas Aquinas (13-2) to the Florida 7A state title ... the Raiders upset undefeated and national No. 1 ranked Bradenton Manatee 35-18 in the state semifinals ... Barr hauled in a 71-yard TD catch against Tallahassee Lincoln in a 41-25 win in the state championship game ... four-year varsity player also ran track, competing in the 200 meters, high jump as well as the 4x100-meter and 4x400-meter relays ... prior to his junior season, posted combine figures including a 4.75 40-yard dash, 4.72 20-yard shuttle and 30.2-inch vertical ... coached by Rocco Casullo ... chose UC over offers from Boston College, Indiana and Mississippi State among others.



## 5 • AARON BROWN

CB • 5-11 • 172 • Fr. • HS  
MIAMI, FLA./NORTHWESTERN

A three-star choice by 247Sports.com and a two-star pick by Rivals.com and Scout.com ... an under-the-radar recruit ... helped his team advance to the Region 4-6A Semifinals ... named Second-Team All-Dade 8A-6A at defensive back as a senior ... finished with 60 tackles, making 23 solo stops and 37 assists ... also snagged a pair of interceptions ... tallied a season-best eight tackles twice and had seven or more stops on four occasions ... coached by Stephen Field.



## 83 • CHRIS BURTON

DE • 6-3 • 272 • Fr. • HS  
DANVILLE, VA./GEORGE WASHINGTON

A three-star recruit by ESPN.com, Rivals.com, Scout.com and 247Sports.com ... rated as the No. 30 prospect in Virginia and the nation's No. 32 tight end ... also a First-Team All-Western Valley District choice on defense ... was the team's leading receiver as a senior, hauling in 15 passes for 364 yards and four touchdowns along with a six-yard rush, helping George Washington to an 8-3 record and a playoff berth ... caught 16 passes for 315 yards and a pair of TDs as

a junior after hauling in nine passes for 98 yards and two scores as a sophomore ... reportedly runs the 40-yard dash in 4.75 seconds and was named MVP at his position at the NUC Five-Star Showcase held in Robbinsville, N.J., in April, 2012 ... coached by Dan Newell ... chose UC over NC State, Texas Tech and Vanderbilt.




## 18 • TYLER COGSWELL

TE • 6-4 • 248 • Fr. • HS  
PLANTATION, FLA./AMERICAN HERITAGE

A consensus three-star choice by ESPN.com, Rivals.com, Scout.com and 247Sports.com ... a quarterback as a prep who will transition to tight end ... rated among the Top-100 players in Florida and the Top-30 pocket passers in the country ... ranked 18 in the Sun Sentinel's Top 50 Broward County players ... an Honorable Mention Class 5A All-State selection ... finished 81-of-161 for 1,824 yards and 23 TDs as a senior ... had a 23-3 touchdown to interception ratio ... as a junior,

Cogswell threw 1,833 yards along with 23 TDs and posted a 23-10 touchdown-interception ratio ... coached by Jeff Dellenbach ... originally committed to Arkansas as a quarterback ... chose UC over Nebraska, Hawai'i and Western Kentucky.



## 2 • MICHAEL COLOSIMO

QB • 6-3 • 216 • Jr. • HS  
FORT MITCHELL, KY./BEACHWOOD

Walk-on QB joins the Bearcats program after a stint at UNC Wilmington on the baseball team.

**BEECHWOOD HIGH SCHOOL:** Helped lead Beechwood to a 10-3 record and a third-round playoff berth ... threw for 1,885 yards, 18 touchdowns on 105-211 attempts. He averaged 134.6 yards passing a game ... honored as a member of the "Top 24" from the Northern Kentucky Football Coaches Association in 2010 ... a three year letterwinner in football and two

year letterman in baseball ... member of National Honor Society and Future Business Leaders of America (FBLA) ... served as the treasurer for FBLA ... coached by Noel Rash.

**PERSONAL:** Son of Dr. Angelo Colosimo ... born 4/4/93 ... has three siblings, Joe, Nick, and Sophie ... father is in his 21st year as the team orthopaedic surgeon for UC and also serves as a UC Assistant Professor, Director of the Division of Sports Medicine and Director of Orthopaedic services for the department of athletics ... father also was a two-time first team Academic All-American running back at Colgate University ... major undeclared.



## 37 • LINDSAY CROOK

LB • 6-2 • 222 • Fr. • HS  
GOLD COAST, AUSTRALIA/SOUTHPORT SCHOOL

**PRIOR TO UC:** Olympic-level rugby player who has never played American football ... came to UC and gave up a chance to play on the Australian Sevens team in the 2016 Olympic Games in Rio de Janeiro ... member of the Australian National Sevens Team since 2011 ... spent 2012 playing with the University of Queensland Rugby Football Club ... called up to Australia's Under-20 squad for the Junior World Championship during the 2012 season ... competed in the HSBC

Sevens World Series in Gold Coast, Dubai and London as a member of the Qantas Men's Sevens ... toured Samoa and New Zealand in 2011 with the Australian Schoolboys side and played in the 2010 Queensland Schoolboys team ... was on Australia's Under 20 squad that competed in the Gold Coast and Dubai Sevens in November 2011 ... also spent time with the ACT Brumbies.

**PERSONAL:** Son of Debbie and Tony Crook ... has two brothers, Anthony and Kieran ... dream growing up was to play American football and play in the NFL ... major undeclared.



## 89 • KOREY CUNNINGHAM

DE • 6-5 • 254 • Fr. • HS  
MONTEVALLO, ALA./MONTEVALLO

A three-star prospect by Scout.com and 247Sports.com ... a two-star choice by Rivals.com ... ranked among the Top-60 tight ends in the nation ... made the Al.com All-Shelby team as a defensive end ... had 45 tackles and four sacks ... named to the All-Metro preseason team by the Birmingham News at tight end ... has a bench press max of 315 pounds ... limited to 12 catches as a junior ... spent most of his

junior year playing on the offensive line due to players being injured ... also played baseball and basketball for his high school ... coached by Andrew Zow ... chose UC over UAB, Ole Miss and Auburn.




## 30 • DARREN DOSTON

S • 6-2 • 195 • Jr. • JC  
DAYTONA BEACH, FLA./SEABREEZE/COLL. OF THE SE-  
QUOIAS

Enrolled at UC in January 2013 and will participate in spring football ... joins UC after a year at the College of the Sequoias in Visalia, Calif. ... a three-star recruit by ESPN.com, Rivals.com, Scout.com and 247Sports.com ... 247Sports ranks him as one of the Top-15 junior college defensive backs in the class of 2013 ... part of a secondary that allowed

only 48 percent of passes completed (156 of 324) and recorded 19 interceptions during the 2011 season ... finished with 88 tackles, eight pass break ups, two interceptions, a forced fumble and blocked field goal ... coached by Robert Dougherty ... prepped at Seabreeze HS in Daytona Beach, Fla. ... was a three-year varsity player and an all-conference selection ... finished with 41 tackles, six pass break ups, two forced fumbles and a pair of interceptions as a senior ... coached by Marc Beach ... rejoins former Sandcrabs teammate Trenton Norvell who is a redshirt freshman QB at UC ... born Sept. 11, 1990 ... son of Cheryl Brown and Carlos Doston.




**22 • ZACH EDWARDS**

S • 5-11 • 186 • Fr. • HS  
MIDDLETOWN, OHIO/MIDDLETOWN

Enrolled at UC in January 2013 and will participate in spring football ... ranked as a three-star recruit by Rivals.com and 247Sports.com ... graded as a two star recruit by Scout.com and ESPN.com ... rated as No. 147 wide receiver in the class of 2012 and No. 66 prospect in the state of Ohio in the 2012 class by 247sports.com ... ranked as the No. 233 wide receiver in the class of 2012 by Scout.com ... graded as the No. 191 wide receiver in the 2012 class and a Top-100 prospect in the state of

Ohio in the class of 2012 by ESPN ... earned second-team All-Southwest District honors as a senior at Middletown High School ... as a defensive back he recorded 40 solo tackles, two interceptions, one fumble recovery and one touchdown and at wide receiver he recorded 17 receptions for 251 yards and two touchdowns as a senior ... was a three-time, First-Team All-GMC selection at three different positions ... earned 2011 Postseason All-TriStateFootball.com Third Team honors ... chose UC over Akron, Bowling Green and Miami (OH) ... rejoins former Middletown teammate EJ Junior IV, a redshirt freshman linebacker at UC ... coached by Troy Everhart.

**77 • BEN FLICK**

OL • 6-6 • 272 • Fr. • HS  
HAMILTON, OHIO/HAMILTON

Named a three-star recruit by ESPN.com, Rivals.com and Scout.com. 247Sports.com ranks him as a two-star selection ... listed as one of the Top-13 area recruits in 2013 by the Dayton Daily News ... ranked as the No. 86 prospect in the talent-rich State of Ohio ... a Second-Team All-Greater Miami Conference selection as a senior ... played left and right guard for the Big Blue ... coached by Bob Jacoby ... selected Cincinnati over Buffalo, Marshall and Eastern Michigan.

**87 • JAVON HARRISON**

WR • 6-1 • 200 • Fr. • HS  
DAYTON, OHIO/HUBER HTS. WAYNE

Enrolled at UC in January 2013 and will participate in spring football ... a three-star recruit by ESPN.com, Rivals.com, Scout.com and 247Sports.com ... 247Sports gives him a composite ranking as the No. 39 dual-threat QB in the nation ... listed as one of the Top-13 area recruits in 2013 by the Dayton Daily News ... played QB and WR at Wayne ... was 85 of 204 for 1,140 yards and 10 TDs as a senior ... also rushed 125 times for 514 yards, averaging 4.1 yards per carry with 10 TDs ... earned

All-Greater Western Ohio Conference Central Division accolades and was an Honorable-Mention All-Area Division I-II selection as a senior by the Dayton Daily News ... finished 138 of 267 for 2,144 yards as a junior with 21 TDs ... also added 673 yards rushing on 117 carries, scoring 19 TDs ... was the GWOC Central Offensive Player of the Year and a First-Team All-GWOC honoree ... coached by Jay Minton ... born Nov. 7, 1994 ... son of Joanne and Joseph Scott ... honor roll student who participated in peer mediation and volunteered at Dayton Children's Hospital ... chose UC over Toledo, Boston College and Air Force among others.

**95 • TERRELL HARTSFIELD**

DE • 6-3 • 246 • Jr. • JC  
RALEIGH, N.C./ROLESVILLE/COPIAH-LINCOLN CC

A four-star recruit by Rivals.com ... earned three stars from ESPN.com and Scout.com and a pair of stars from 247Sports.com ... part of a Wolfpack team that won their first MACJC State Championship since 1985 ... had 62 tackles, including 10 for a loss, eight sacks, five pass break-ups, two forced fumbles and a blocked kick as a sophomore ... was named MACJC Second Team All-State his sophomore year and was named NJCAA All-Region 23 and MACJC First Team All-State his

freshman season ... joins teammate Jerrell Jordan who enrolled at UC in January 2013 ... combined with Jordan for 105 tackles and 12.5 sacks as freshmen ... coached by Glenn Davis ... chose UC over Texas Tech ... averaged 12 tackles per game as a prep at Wake Forest-Rolesville HS ... set his high school records in both the 110-meter hurdles (14.7) and the triple jump (43-11).

**3 • JOHNNY HOLTON**

WR • 6-3 • 190 • Jr. • JC  
MIAMI, FLA./CORAL GABLES/COLLEGE OF DUPAGE

Comes to UC after two seasons at the College of DuPage in Glen Ellyn, Ill. ... a First Team All-Midwest Football Conference selection in 2012 ... helped the Chaparrals earn a No. 8 national ranking in the NJCAA final poll ... had 23 catches for 548 yards including eight touchdowns ... COD posted a 9-2 record, including an upset win over previously No. 7 ranked Northeastern Oklahoma A&M in the Citizens Bank Bowl on Dec. 3, 2012 ... Holton had a pair of catches for 68 yards, one rushing


attempt for 9 yards and a pivotal 88 yards kickoff return for a TD in the win ... as a freshman, caught 17 passes for 289 yards and seven TDs ... also returned 12 kicks for 254 yards ... coached by Gary Thomas ... chose UC over Iowa State, Colorado State, Wisconsin and Marshall.

**85 • TRAVIS JOHNSON**

TE • 6-4 • 249 • Fr. • HS  
TAMPA, FLA./JESUIT

Named a four-star recruit by ESPN.com and Scout.com ... Rivals.com and 247Sports.com tabs him as a three-star choice ... the No. 162 player in the ESPN300, he is listed as the nation's sixth-best tight end and the No. 33 player in the State of Florida ... tallied 21 catches for 287 yards and two TDs as a senior in a new run-oriented offense earning Honorable Mention Tampa Bay Times All-Hillsborough County accolades ... finished

with 43 grabs for 656 yards and 6 TDs his junior season ... also snagged eight interceptions on defense ... team featured an 11-2 record and a playoff run to the class 5A regional finals in 2011 ... earned First-Team Times' All-Hillsborough County honors in 2011 ... named to the MaxPreps/U.S. Air Force Sophomore All-American Team after the 2010 season ... had 36 receptions for 612 yards and eight TDs along with seven interceptions ... the Tigers were Class 2A-5 district champs and finished with an 11-1 record ... earned a spot at "The Opening", an all-star summer prospect camp held on the Nike Campus ... caught 18 balls for 218 yards and a pair of TDs as a freshman ... coached by Matt Thompson ... also a standout basketball player earning Second-Team Times' All-Hillsborough County accolades in 2012 ... chose UC over USF, Missouri and Rutgers among a list of more than 40 offers.

**20 • TSHUMBI JOHNSON**

WR • 5-11 • 175 • Fr. • HS  
IMMOKALEE, FLA./IMMOKALEE

A consensus three-star choice by ESPN.com, Rivals.com, Scout.com and 247Sports.com ... 247Sports lists him as the No. 68 recruit in Florida and the No. 39 athlete in the nation ... prep quarterback projects as a receiver in the college ranks ... totaled 6,468 yards passing for 57 touchdowns and 2,111 yards rushing for 41 TDs as a prep ... finished 78 of 122 for 1,226 yards and 13 TDs as a senior ... also ran

it 98 times for 403 yards and six TDs ... tabbed with Associated Press Honorable-Mention Class 5A All-State honors ... Immokalee was the 2012 Class 5A State Runner-up, Region 3 Champions and District 5A-12 Champions ... threw for 2,629 yards and 25 TDs as a junior while rushing for 862 yards and 19 TDs ... named the area player of the year and a first team all-state selection ... earned Honorable Mention Class 2A All-State honors as a sophomore ... coached by Jerrod Ackley ... also played basketball and lacrosse ... chose UC over USF and Louisville.

**99 • JERRELL JORDAN**

DE • 6-3 • 248 • Jr. • JC  
ALTA VISTA, VA./ALTA VISTA/COPIAH-LINCOLN CC

Enrolled at UC in January 2013 and participated in spring football ... came to the Bearcats after two years at Copiah-Lincoln CC in Wesson, Miss. ... a four-star pickup by Scout.com and a three-star recruit by ESPN.com, Rivals.com and 247Sports.com ... 247Sports lists him as the No. 3 weakside defensive end among 2013 junior college players ... was part of a Wolfpack team that won their first MACJC State Championship since 1985 ... was named NJCAA All-Region 23 and MACJC First Team All-State as a sophomore ... led the team in sacks (13.5) and was fourth on the team in tackles (78) ... also had two fumble recoveries, two interceptions, three tackles for loss and one pass break-up ... during his freshman



campaign, tallied 38 tackles and five sacks coached by Glenn Davis ... born Jan. 8, 1992 ... son of Joyce Terry and Jeffrey Jordan.



## 8 • GUNNER KIEL

QB • 6-4 • 208 • So. • TR  
Columbus, Ind./East/Notre Dame

Transferred to UC in the spring of 2013 after spending the 2012 season at Notre Dame ... will sit out 2013 due to NCAA transfer regulations and have three years of eligibility remaining in the fall of 2014.

**COLUMBUS EAST HIGH SCHOOL:** Enrolled early at Notre Dame, beginning classes in January 2012 after graduating from high school in December 2011 ... threw for 4,831 yards and 61 TDs in two years as a high school starter ... second-team pick on USA Today All-USA high school football team for 2011 ... honorable mention selection on SI.com High School All-America team ... rated 24th on 247Sports list of top national prospects ... listed the top QB in the country and number-one player in Indiana by 247Sports ... rated number-two player nationally and top-ranked quarterback by MaxPreps and Tom Lemming ... rated 20th on Rivals.com Rivals250 list ... listed number-one QB in the nation and top player from Indiana by Rivals.com ... ranked the top QB in the nation and 38th-best prospect in the country by Scout.com ... rated number-52 player nationally on 2012 ESPNU 150 list ... ESPNU ranked him the third-best QB in the country, second-best player in the Midwest and top player in Indiana ... listed 10th player nationally on SuperPrep Elite 50 team ... rated number-one quarterback nationally and SuperPrep Midwest Offensive Player of the Year ... named top player in Indiana on Detroit Free-Press Best of the Midwest team ... received 2011 Indiana Mr. Football Award from Indianapolis Star ... named Gatorade Indiana Player of the Year for 2011 ... named to Indiana Football Coaches Association Top 50 all-state team for 2011, as one of three quarterbacks selected ... Associated Press/Indiana Class 4A first-team all-state quarterback selection ... threw for 2,517 yards and 28 touchdowns as a senior in 2011, while also rushing for 482 yards and 11 TDs ... helped East to 12-2 record and Indiana Class 4A state semifinals in 2011 ... career statistics included 7,175 passing yards ... honorable mention Associated Press 5A all-state pick as junior in 2010 after throwing for 2,500 yards and 25 TDs and also rushing for 425 yards and six TDs ... played in U.S. Army All-American Bowl in San Antonio ... coached by Bob Gaddis at Columbus East High School.

**PERSONAL:** Son of Kip and Aleta Kiel ... Kip played quarterback at Butler University and lettered in 1984 ... has two brothers ... brother, Drew, played quarterback at Illinois State University ... brother, Dusty, played quarterback at Indiana University ... his late uncle, Blair Kiel, played quarterback at the University of Notre Dame (1980-83) and also spent seven seasons in NFL with Tampa Bay, Indianapolis and Green Bay ... major undeclared.



## 2 • MEKALE MCKAY

WR • 5-11 • 177 • So. • TR  
LOUISVILLE, KY./MOORE/ARKANSAS

Joined the Bearcats in August of 2013 after transferring from Arkansas ... will sit out the 2013 season due to NCAA transfer regulations.

**2012 (ARKANSAS):** McKay played in all 12 games and made 10 starts, collecting 21 catches for 317 yards and two touchdowns ... his receiving yards were second on the team, and he tied for fourth on the team in catches and touchdown receptions ... he tied for third among freshmen in the SEC with eight catches of 15 or more yards, and tied for fourth among the conference's freshmen with three receptions of at least 25 yards ... his touchdowns total ranked fourth among freshmen in the SEC, and his receiving yards were fifth among freshmen in the conference ... he caught one eight-yard pass in his collegiate debut, a 49-24 win vs. Jacksonville State ... he caught two passes for a season-high 74 yards, including a season-long 61 yarder, and one touchdown vs. ULM ... made one catch for seven yards vs. No. 1 Alabama and one 32-yard catch the next week vs. Rutgers ... caught two passes for 14 yards at Texas A&M ... made three receptions for 36 yards in the 24-7 win at Auburn and caught three passes for 22 yards in the next week's 49-7 victory vs. Kentucky ... hauled in three receptions for 49 yards at No. 12 South Carolina and three passes for 30 yards at Mississippi State ... caught two passes for 45 yards and one touchdown in the season finale vs. No. 8 LSU.

**HIGH SCHOOL:** McKay was a two-sport standout at Moore High School, excelling on the gridiron and for the basketball team ... was ranked as the No. 2 overall prospect in Kentucky and as the

No. 48 wide receiver in the country by 247Sports.com, and ESPN tabbed him as the second-team all-state forward in basketball prior to his senior season ... as a senior, he was a first-team all-district selection and earned honorable-mention all-state accolades after catching 38 passes for 894 yards and 13 touchdowns ... in his junior season, he was named first-team all-district as he helped lead the Mustangs to the second round of the state playoffs by recording their first playoff win since 2001 ... also was an all-region performer in his junior season ... was coached at Moore by Robert Johnson ... McKay chose Arkansas over Ole Miss after also receiving interest from Tennessee, Kentucky and Louisville for football and many others for basketball.

**PERSONAL:** Born Aug. 4, 1993, he is the grandson of Lillian Johnson.

### MCKAY'S CAREER STATISTICS

RECEIVING	G	Rec	Yards	Yds/Rec	Long	TD	Yds/G
2012	12	21	317	15.1	61	2	26.4
<b>TOTAL</b>	<b>12</b>	<b>21</b>	<b>317</b>	<b>15.1</b>	<b>61</b>	<b>2</b>	<b>26.4</b>



## 21 • ROD MOORE

RB • 5-10 • 176 • Jr. • JC  
BASTROP, LA./BASTROP/EAST MISSISSIPPI CC

Tabbed as a four-star prospect and the No. 1 junior college running back by 247Sports.com ... ESPN.com and Rivals.com list him as a three-star recruit ... comes to UC after two years at East Mississippi CC where he ran for 2,205 yards on 336 carries along with 18 touchdowns ... he also caught 69 passes for 693 yards and four TDs ... the Lions had a two-year composite record of 20-2, including a school-first NJCAA

National Championship and a second MACJC State Championship in 2011 as well as back-to-back MACJC North Division regular-season titles ... as a sophomore, Moore ran for 902 yards and 11 TDs, averaging 6.1 yards per carry while catching 25 balls for 224 yards and two TDs ... carried 189 times for 1,303 yards and seven TDs along with 44 receptions for 693 yards and four TDs as a freshman, helping lead East Mississippi to the NJCAA national championship ... earned MACJC All-North Division Second Team honors ... coached by Buddy Stephens ... accounted for 2,047 yards (1,094 rushing, 456 receiving, 497 kickoff returns) of total offense and 25 touchdowns (16 rushing, 5 receiving, 4 kickoff returns) as a prep senior at Bastrop HS ... logged 18 tackles, one tackle for loss, one sack, a forced fumble and two fumble recoveries as a spot starter in the defensive backfield ... was named first-team All-District 3-4A and All-Northeast Louisiana and was honorable mention All-State after helping the Rams to an 11-2 record and a state quarterfinal appearance ... started at strong safety as a junior, totaling 39 tackles, seven tackles for a loss, two sacks and one interception ... prep coach was Brad Bradshaw ... chose UC over Texas Tech and Kentucky.



## 7 • MIKE TYSON

S • 6-2 • 200 • Fr. • HS  
NORFOLK, VA./LAKE TAYLOR/HARGRAVE MILITARY ACADEMY

A four-star prospect by Scout.com ... earned three stars from Rivals.com and 247Sports.com ... the No. 27 overall prep school prospect in the 2013 class by 247Sports.com ... played his senior season at Hargrave Military Academy ... coached by Troy Davis ... posted eight interceptions in 2011 at Lake Taylor HS in Norfolk, Va. ... also had 43 tackles and two forced fumbles on defense ... added 26 receptions for 600 yards and nine TDs including a pair of returns taken back for scores ... earned player of the year honors on offense in the district as well as first team all-district defensive back ... as a junior Tyson racked up 43 tackles with nine going for a loss along with five sacks, 11 pass break ups and three interceptions with one returned for a TD ... he earned Second Team All-Eastern District honors ... prep coach was Hank Sawyer ... picked UC over Clemson, TCU and Texas Tech.

**3 • HOWARD WILDER**

CB • 5-11 • 180 • Jr. • JC

SEA PLEASANT, MD./ELEANOR ROOSEVELT/PIERCE COLLEGE

Three-star prospect from ESPN.com, Scout.com and 247Sports.com ... 247Sports gives him a composite ranking as the No. 9 junior college cornerback ... joins UC after a year at Pierce College in Los Angeles, Calif., the same school that produced Bearcats Damon Julian and Elijah Shuler ... was a unanimous Southern California Football Association

First-Team All-Pacific Conference defensive back ... saw action in 11 games, totaling 45 tackles, including 35 solo stops in 2012 ... had six pass break ups, an interception as well as a forced fumble and recovery ... coached by Efrain Martinez ... spent 2011 at the College of the Canyons, playing in eight games and recording 32 tackles with 25 solo stops and a pass break up ... Roosevelt was 9-3 in 2010, advancing to the 4A South Title Game ... prep coach was Tom Green ... chose UC over USF, Arizona State, Wisconsin and Pittsburgh, among others.

**23 • HOSEY WILLIAMS**

RB • 5-9 • 199 • Jr. • JC

MIAMI, FLA./SOUTHRIDGE/ASA COLLEGE

A three-star prospect by 247Sports.com ... earned NJCAA First-Team All-America honors as a sophomore at ASA College in Brooklyn, N.Y. ... played in 10 games, rushing for 1,269 yards and 14 touchdowns ... averaged 126.9 yards per contest and 7.2 yards per rush ... was the third-leading rusher in the NJCAA in 2012 ... tallied a season-best 179 yards on 35 carries and a TD against Nassau CC ... rushed for 130 or

more yards on five occasions ... had 95 or more yards in all 10 games with four multiple TD games ... played in four games in 2011, finishing with 213 rushing yards and four touchdowns ... coached by Dennis Orlando.

**67 • KYLE WILLIAMSON**

OL • 6-5 • 281 • Fr. • HS

MADIERA, OHIO/MADIERA

Enrolled at UC in January 2013 and will participate in spring football ... Graded as a three-star recruit by ESPN.com, Rivals.com, Scout.com and 247Sports.com ... rated as the No. 86 offensive tackle in the class of 2012 by Scout.com ... ranked as the No. 122 offensive tackle in the 2012 class and the No. 82 prospect in the class of 2012 in the state of Ohio by 247Sports.com ... graded as the No. 73 offensive tackle in the 2012

class and the No. 34 prospect in the state of Ohio in the class of 2012 by ESPN ... earned 2011 second team Associated Press Division IV All-Ohio football team honors and all-southwest district first team honors ... named to the 2010 postseason all-Tri-State Football second team as a junior at Madeira High School ... named a 2011 Muscle Milk All-Ohio Offense honorable mention ... chose UC over offers from Illinois, Pittsburgh and Kent State, among others. ... coached by Mike Shafer.

**23 • ERIC WILSON**

DB • 6-2 • 205 • Fr. • TR

REDFORD, MICH./THURSTON/NORTHWESTERN

**2013:** Joined the Bearcats in August of 2013 ... will sit out the 2013 season due to NCAA transfer regulations.

**2012 (Northwestern):** Redshirted his true freshman season at Northwestern ... Earned two Practice Player of the Week honors on defense and one on special teams.

**THURSTON HIGH SCHOOL:** ESPN.com three-star and SuperPrep All-Midwest honoree ... Ranked 25th overall prospect in Michigan by ESPN.com ... Ranked No. 50 safety nationally by Rivals.com ... Ranked 68th best linebacker in the nation and 18th best prospect in the state by 247Sports ... Earned all-state, all-conference and all-metro awards ... Named Team MVP ... Recorded 64 tackles with four sacks as a senior ... Part of a Thurston team that won four consecutive conference championships and was the 2010 district champion ... Lettered four years in track, three years in football and one year in basketball ... Captained both football and track teams ... Played both

sides of the ball, but has a strong upside as a defensive back ... Honor roll student ... Coached by Bob Snell.

**PERSONAL:** Born Eric André Wilson ... Son of Shannon Sisson and Eric Dye.


**56 • MARK WILSON**

DE • 6-3 • 225 • Fr. • HS

HAMPTON, VA./PHOEBUS

A two-star commitment by ESPN.com, Rivals.com, Scout.com and 247Sports.com ... team won 52-straight games and three VHSL State Division 5 Championships ... finished his senior season with 65 tackles, 23 sacks and 10 forced fumbles, eight fumble recoveries and was named First-Team All-Peninsula District and Second-Team All-Eastern Region ... also played on the offensive line ... had 70 tackles and 12 sacks as a junior en route to a 13-2 record and a state championship ...

coached by Jeremy Blunt ... also ran track ... selected UC over offers from Missouri, Old Dominion and Illinois, among others.

**ADDITIONAL SQUAD MEMBERS****38 • MASON ANTOUN**

LB • 6-1 • 225 • So. • SQ

CINCINNATI, OHIO/READING

**24 • CHRIS BURRELL**


WR • 5-6 • 160 • Jr. • SQ

WESTWOOD, N.J./DON BOSCO/TEMPLE

**65 • TYREEK BURWELL**

OL • 6-5 • 230 • Sr. • TR

HUNTINGTON STN., N.Y./WALT WHITMAN/CORTLAND

**72 • GARRETT CAMPBELL**

OL • 6-5 • 308 • Fr. • HS

CINCINNATI, OHIO/ST. XAVIER



**13 • GRANT COLEMAN**  
CB • 5-11 • 162 • Fr. • HS  
REYNOLDSBURG, OHIO/REYNOLDSBURG




**32 • ZACH HIGGENBOTHAM**  
LB • 6-0 • 211 • Fr. • HS  
CINCINNATI, OHIO/COUNTRY DAY



**65 • CONNOR DONNINI**  
DL • 5-10 • 293 • So. • SQ  
DAYTON, OHIO/CENTERVILLE



**49 • ANTHONY KING**  
RB • 5-11 • 219 • Jr. • 2L  
CHICAGO, ILL./AYERSVILLE



**55 • ANDREW GANTZ**  
K • 5-9 • 158 • Fr. • HS  
DAYTON, OHIO/CENTERVILLE



**69 • DOMINIC MAINELLO**  
OL • 6-3 • 280 • Jr. • SQ  
FORT MITCHELL, KY./BEECHWOOD




**58 • SAM GERACI**  
P • 6-2 • 212 • Fr. • HS  
CINCINNATI, OHIO/MOELLER




**66 • DAVID NIEHAUS**  
OL • 6-1 • 288 • Fr. • HS  
CINCINNATI, OHIO/COLERAIN




**42 • JARED GOLDEN**  
FB • 6-1 • 240 • So. • 1L  
GALLIPOLIS, OHIO/GALLIA ACADEMY



**39 • KYLE NUTTER**  
FB • 5-11 • 230 • Fr. • HS  
GENOA, OHIO/GENOA



**34 • TIM HELTON**  
WR • 6-2 • 189 • Fr. • HS  
CLEVELAND, OHIO/NDCL



**64 • WILL STEUR**  
OL • 6-4 • 303 • Fr. • HS  
CINCINNATI, OHIO/MADEIRA





# A NEW ERA BEGINS —IN 2013—

VETERAN COACH TOMMY TUBERVILLE  
TAKES THE REINS OF THE BEARCATS  
PROGRAM ENTERING 2013 WITH HIS  
EYES SET ON CONTINUING THE WINNING  
TRADITION IN CINCINNATI.

**T**ommy Tuberville, a 17-year head coaching veteran was named the 41st football head coach at the University of Cincinnati on Dec. 8, 2012.

Tuberville, widely regarded as one of the top coaches and recruiters in the collegiate game, comes to Cincinnati after three years at Texas Tech.

In three seasons in Lubbock, Tuberville led the Red Raiders to a 20-17 mark and a pair of bowl appearances. In 17 seasons as a head coach, he holds a 130-77 career record.

He coached one of the nation's best offenses in 2012 as the Red Raiders finished the regular season ranked No. 2 in passing offense (361.9 ypg), No. 7 in passing efficiency (157.51 rtg), No. 21 in total offense (501.4 ypg) and No. 16 in scoring offense, averaging 37.8 points per game. Tech finished with a 7-5 mark and played in the 2012 Meineke Car Care Bowl of Texas.

Texas Tech was one of the nation's most improved defenses in 2012, ranking No. 22 in pass defense and surrendering less than 200 yards passing per game (195.8). That defense held off No. 5/4 West Virginia, one of the nation's most prolific offenses, to its lowest point total of the 2012 season in a 59-14 Red Raiders win.

***"As we start this journey ahead, it's not just me, it's all of us together. We will work every day to make this University and program better in every possible way that we can."***

*-UC Head Coach Tommy Tuberville at his introductory news conference -*



# TOMMY TUBERVILLE

## HEAD COACH



FIRST SEASON AT CINCINNATI • 18TH SEASON OVERALL (130-77/.643) • SOUTHERN ARKANSAS '76

### THE TUBERVILLE FILE



#### PERSONAL INFORMATION

Birthdate: September 18, 1954  
Hometown: Camden, Ark.  
Wife: The former Suzanne Fette of Guilford, Ind.  
Children: Thomas Tucker, Troy Allen  
Education: Southern Arkansas (B.S., 1976)

### PLAYING CAREER

1972-76 Southern Arkansas (Free Safety; Golf Team member)  
1968-72 Harmony Grove High School (Camden, Ark.)

### COACHING CAREER

Year	School.....	Position
1980-84	Arkansas State.....	Defensive Line/Linebackers
1986-92	Miami (Fla.) .....	Defensive Line/Linebackers
1993	Miami (Fla.) .....	Defensive Coordinator
1994	Texas A&M .....	Defensive Coordinator
1995-98	Ole Miss .....	Head Coach
1999-08	Auburn University.....	Head Coach
2010-12	Texas Tech University.....	Head Coach
2013-	Cincinnati .....	Head Coach

### CHAMPIONSHIPS

Year	School.....	Championship
1987	Miami (Fla.) .....	National
1989	Miami (Fla.) .....	National
1991	Miami (Fla.) .....	National/BIG EAST
1992	Miami (Fla.) .....	BIG EAST
2000	Auburn .....	SEC West
2002	Auburn .....	SEC West
2004	Auburn .....	SEC
2005	Auburn .....	SEC West

### BOWLS COACHED IN

Year	School.....	Bowl
1986	Miami (Fla.) .....	Fiesta
1987	Miami (Fla.) .....	Orange
1988	Miami (Fla.) .....	Orange
1989	Miami (Fla.) .....	Sugar
1990	Miami (Fla.) .....	Cotton
1991	Miami (Fla.) .....	Orange
1992	Miami (Fla.) .....	Sugar
1993	Miami (Fla.) .....	Fiesta
1997	Ole Miss .....	Motor City
1998	Ole Miss .....	Independence
2000	Auburn .....	Citrus
2001	Auburn .....	Peach
2002	Auburn .....	Capital One
2003	Auburn .....	Music City
2004	Auburn .....	Sugar
2005	Auburn .....	Capital One
2006	Auburn .....	Cotton
2007	Auburn .....	Chick-fil-A
2010	Texas Tech.....	TicketCity.com
2012	Texas Tech.....	Meineke Car Care of Texas

Tuberville assembled the top two recruiting classes in Texas Tech history that placed the Red Raiders in the national Top 25 in both 2011 and 2012.

In his first season at Tech, Tuberville led the Red Raiders to an 8-5 record and became the first coach in school history to win a bowl game in his first season. Armed with a prolific offense and an improving defense, the Red Raiders secured their 11th consecutive bowl bid by ending the regular-season with back-to-back wins.

Tuberville's strong bowl history proved beneficial for the Red Raiders as he led them to a 45-38 win over Northwestern, which gave Tech its third consecutive win over a Big Ten foe.

The excitement for Tuberville's first season was historic as a new single-season school record for season tickets was established with sales peaking at 46,565. Along the way, Tech also set a new standard for home attendance as an average of 57,107 fans attended the six home games at Jones A&T Stadium.

In 10 seasons at Auburn (1999-2008), Tuberville led the Tigers to 85 overall wins, which ranks fourth in school history. The Tigers also won 49 Southeastern Conference games, a number that is the fourth-best mark in the SEC. Tuberville led Auburn to seven-straight bowl appearances, including New Year's Day bowl games in four of those years.

In 2007, Tuberville led Auburn to a 9-4 mark, including a 5-3 record in the Southeastern Conference with wins at No. 4 Florida and a record-setting sixth consecutive win over Alabama in the Iron Bowl. The Tigers concluded the season with an overtime victory over Clemson in the Chick-Fil-A Bowl, marking the program's fifth bowl victory in the last six seasons. For the second consecutive year, Tuberville was a finalist for the Liberty Mutual Coach of the Year award for his efforts on and off the field.

The 2006 season saw Tuberville direct the Tigers to their second season with at least 10 wins in the previous three years with an 11-2 record after a 17-14 victory over Nebraska in the AT&T Cotton Bowl Classic. One of three finalists for the inaugural Liberty Mutual Coach of the Year award, Tuberville's 2006 squad was the only program in the country to defeat two teams ranked in the top five nationally - National Champion Florida and LSU.

Coming off a perfect 13-0 season in 2004, expectations for Tommy Tuberville's 2005 Auburn squad were modest after the Tigers lost four players to the first round of the NFL draft, including their entire starting backfield. But Auburn surprised many of the experts, finishing 9-3 and earning a share of its fifth Southeastern Conference Western Division title in six years. Auburn ended the regular season with back-to-back victories

over Georgia and Alabama - two teams ranked at the time in the top 10 - setting a new school record in the process with 22 victories over a two year period.

In 2004, Tuberville led Auburn to its best season ever as the Tigers won a school-record 13 games and captured the SEC Championship and the NOKIA Sugar Bowl title. Auburn won its first conference title since 1989, including its first outright championship since 1987. Auburn defeated five top 15 teams, becoming just the 10th NCAA Division I-A team to finish 13-0 or better. The Tigers earned their first ever berth in a Bowl Championship Series game and defeated VirginiaTech, 16-13 in the Sugar Bowl. For his efforts, Tuberville was named the AFCA, Associated Press, Paul "Bear" Bryant, FCA, SEC and Walter Camp Coach of the Year.

The season before Tuberville's arrival, Auburn finished with a dismal 3-8 overall record and a last place finish in the SEC Western Division. Tuberville guided the program back to the top of the league standings, leading Auburn to an SEC Championship, five Western Division titles including outright championships in 2000 and 2004 and co-championships in 2001, 2002 and 2005. Tuberville has directed Auburn to eight consecutive bowl appearances, including five New Year's Day bowl berths and three consecutive January 1 bowl games from 2005-07.

Tuberville built an Auburn program that excelled both on and off the field. Players flourished under Tuberville's guidance as Auburn earned 36 first-team All-Southeastern Conference awards, eight All-America honors, 26 SEC All-Freshmen accolades, 57 SEC Player of the Week honors, two SEC Player of the Year awards, two Jacobs Awards presented annually to the league's top blocker and one Most Valuable Player of the SEC Championship game.

Thirty-two players were selected in the NFL Draft including an SEC-record four in the first round of the 2005 Draft. Running backs Ronnie Brown and Carnell Williams were taken second and fifth respectively, while cornerback Carlos Rogers was selected ninth overall and quarterback Jason Campbell was picked 25th in the first round. It also marked the first time in NFL Draft history that an entire backfield from the same team was taken in the first round. Since 2004, 26 Auburn players have been drafted, including 22 in the last five drafts. Of those 22 selections since 2005, almost half were selected in the first two rounds-five first-round selections and five second-round picks. Carnell Williams earned NFL Offensive Rookie of the Year honors in 2005, while in 2006 Marcus McNeill became the first NFL rookie offensive lineman in 16 years to start in the Pro Bowl. McNeill was named to the 2007 Pro Bowl making him just the second NFL lineman ever to be named to the Pro Bowl in their first two years.

### TUBERVILLE'S HEAD COACHING RECORD

Year	School	Conference	Overall
1995-98	Ole Miss	25-20	25-20
1999-08	Auburn	51-29	85-40
2010-12	Texas Tech	20-17	20-17
2013-	Cincinnati	0-0	0-0
<b>TOTALS</b>		<b>96-66 (.593)</b>	<b>130-77 (.628)</b>

## TUBERVILLE THROUGH THE YEARS



ARKANSAS STATE (1980-85)



MIAMI (FLA.) (1986-93)



TEXAS A&amp;M (1994)



OLE MISS (1995-98)



AUBURN (1999-2008)



TEXAS TECH (2010-12)



CINCINNATI (2013-)

The East team head coach at the 2006 Hula Bowl, Tuberville is currently on the Board of Trustees of the American Football Coaches Association. For his numerous achievements during his career, Tuberville was inducted into the Arkansas Sports Hall of Fame in February, 2008.

Off the field, Auburn earned more than 81 SEC Academic Honor Roll distinctions during Tuberville's tenure, and when the NCAA released its Academic Progress Report (APR) in February 2006, Auburn football had a multi-year score of 981, which was the highest score among public BCS conference institutions. The program received public recognition from the NCAA for being in the top 10 percentile nationally and was one of only four BCS institutions to earn such distinctions.

In May 2008, he participated in the inaugural Armed Forces Entertainment Coaches Tour in the Middle East with fellow college coaches Mark Richt of Georgia, Randy Shannon of Miami (Fla.), Jack Siedlecki of Yale and Charlie Weis of Notre Dame.

With a mission to help boost troop morale, the six-day tour made stops at military bases in Germany, Qatar, Bahrain, United Arab Emirates and a visit to the USS Nassau in the Persian Gulf.

His support of the military has carried over to Texas Tech as he has played an integral role with Under Armour in hosting two Wounded Warrior Project games at Jones AT&T Stadium (vs. Missouri in 2010 and Oklahoma State in 2011).

## COLLEGIATE COACHING CAREER

YEARS	POSITION	RECORD
1980-84	Assistant Coach, Arkansas State University	
1986-92	Defensive Coach, University of Miami	
1993	Defensive Coordinator, University of Miami	
1994	Defensive Coordinator, Texas A&M	
1995-98	Head Coach, University of Mississippi	25-20
1999-08	Head Coach, Auburn University	85-40
2010-12	Head Coach, Texas Tech University	20-17
2013-	Head Coach, University of Cincinnati	
	<b>TOTAL</b>	<b>130-77</b>



## YEAR-BY-YEAR HEAD COACHING RECORD

YEAR	SCHOOL	OVR.	CONF.	FINISH	BOWL
1995	Mississippi	6-5	3-5 SEC	5th West	
1996	Mississippi	5-6	2-6 SEC	5th West	
1997	Mississippi	8-4	4-4 SEC	3rd West	Motor City Bowl Champs
1998	Mississippi	6-5	3-5 SEC	4th West	Independence Bowl*
1999	Auburn	5-6	2-6 SEC	5th West	
2000	Auburn	9-4	6-2 SEC	1st West	Citrus Bowl
2001	Auburn	7-5	5-3 SEC	t-1st West	Peach Bowl
2002	Auburn	9-4	5-3 SEC	t-1st West	Capital One Bowl Champs
2003	Auburn	8-5	5-3 SEC	3rd West	Music City Bowl Champs
2004	Auburn	13-0	8-0 SEC	1st West	SEC Champs; Sugar Bowl Champs
2005	Auburn	9-3	7-1 SEC	t-1st West	SEC Co-Champs; Capital One Bowl
2006	Auburn	11-2	6-2 SEC	2nd West	Cotton Bowl Champs
2007	Auburn	9-4	5-3 SEC	2nd West	Chick-fil-A Bowl Champs
2008	Auburn	5-7	2-6 SEC	t-4th West	
2010	Texas Tech	8-5	3-5 Big 12	5th South	TicketCity Bowl Champs
2011	Texas Tech	5-7	2-7 Big 12	9th	
2012	Texas Tech	7-5	4-5 Big 12	7th	Meineke Car Care Bowl of Texas*
<b>TOTALS</b>	<b>17 Years</b>	<b>130-77</b>	<b>72-66</b>		

Auburn	10 Years	85-40	51-29 SEC
Mississippi	4 Years	25-20	12-20 SEC
Texas Tech	3 Years	20-17	9-17 Big 12

\*-Did not coach bowl game.

## THE TUBERVILLE COACHING TREE

## FORMER ASSISTANTS WHO BECAME NCAA HEAD COACHES

- » Bobby Petrino, Louisville (2003-06), Arkansas (2008-12), Western Kentucky (2013-present)
- » Gene Chizik, Iowa State (2007-08), Auburn (2009-12),
- » Paul Rhoads, Iowa State (2009-present)
- » Will Muschamp, Florida (2011-present)

## CAREER HIGHLIGHTS

- » Has spent 17 seasons as a head coach at the collegiate level at Mississippi (1995-98), Auburn (1999-08) and Texas Tech (2010-12).
- » Holds a 130-77 career record: Mississippi (25-20), Auburn (85-40), Texas Tech (20-17).
- » Owns a 63-49 record in Southeastern Conference games: Mississippi (12-20), Auburn (51-29).
- » Has made 12 bowl appearances: Mississippi (2/1-0), Auburn (8/5-3), Texas Tech (2\*/1-0) /7-3 overall record.
- » Seven Bowl wins: 1997 Motor City, 2002 Capital One, 2003 Music City, 2004 Sugar, 2006 Cotton, 2007 Chick-Fil-A, 2010 TicketCity.
- » One of just five coaches in NCAA history to win a bowl game at three different schools.
- » Led Auburn to 13-0 mark, No. 2 national ranking and Sugar Bowl win over Virginia Tech in 2004.
- » Named AFCA, Associated Press, Paul "Bear" Bryant, FCA, SEC and Walter Camp coach of the year in 2004
- » Led Auburn to SEC Championship (2004), five Western Division Titles (2000-02, 04-05).
- » Auburn: 36 All-SEC First Team selections; eight All-America honors; 26 SEC All-Freshmen accolades; 57 SEC Player of the Week honors; two SEC Player of the Year Awards; two Jacobs Awards, presented annually to the SEC's top blocker; one SEC Championship Game MVP.
- » Directed Auburn to 85 overall wins, good for fourth in school history, along with seven SEC road wins of 20-plus points during his 10 seasons at the helm.
- » In 33 seasons coaching at the Division I level as an assistant and head coach, has been part of 21 winning seasons, including three national championships at Miami.
- » Led Auburn to at least one victory against an AP Top-10 team in a school-record seven consecutive season from 2001-07.
- » Coached 65 players that have been drafted in the NFL, including 36 at Auburn. Fourteen players were first-round NFL draft picks, including the 1991 first overall pick (Russell Maryland) and four 2004 first-round picks (Ronnie Brown, Carnell Williams, Carlos Rogers, Jason Campbell).
- » First Auburn coach to win six-straight games over Alabama.
- » 81 SEC Academic Honor Roll distinctions at Auburn.
- » 1997 SEC Coach of the Year.

## TUBERVILLE VS. ALL OPPONENTS

Opponent	at Ole Miss	at Auburn	at Texas Tech	Total
Alabama	0-4	7-3	--	7-7
Appalachian St.	--	1-0	--	1-0
Arkansas	1-3	5-5	--	6-8
Arkansas St.	2-0	--	--	2-0
Auburn	0-4	--	--	0-4
Ball State	--	2-0	--	2-0
Baylor	--	--	1-2	1-2
Central Florida	1-0	1-0	--	2-0
The Citadel	--	1-0	--	1-0
Clemson	--	1-0	--	1-0
Colorado	--	--	1-0	1-0
Florida	0-1	3-4	--	3-5
Georgia	2-2	5-5	--	7-7
Georgia Tech	--	0-2	--	0-2
Houston	--	--	1-0	1-0
Idaho	--	1-0	--	1-0
Idaho State	1-0	--	--	1-0
Indiana State	1-0	--	--	1-0
Iowa State	--	--	1-2	1-2
Kansas	--	--	2-0	2-0
Kansas State	--	1-0	0-2	1-2
Kentucky	--	2-0	--	2-0
LSU	2-2	4-5	--	6-7
Louisiana-Monroe	--	4-0	--	4-0
Louisiana Tech	--	3-0	--	3-0
Marshall	1-0	--	--	1-0
Memphis	2-0	--	--	2-0
Michigan	--	0-1	--	0-1
Ole Miss	--	7-3	--	7-3
Mississippi St.	2-2	7-3	--	9-5
Missouri	--	--	1-1	1-1
Nebraska	--	1-0	--	1-0
Nevada	--	--	1-0	1-0
New Mexico	--	--	3-0	3-0
New Mexico State	--	1-0	--	1-0
North Carolina	--	0-1	--	0-1
Northern Illinois	--	1-0	--	1-0
Northwestern	--	--	1-0	1-0
Oklahoma	--	--	1-2	1-2
Oklahoma State	--	--	0-3	0-3
Penn State	--	1-0	--	1-0
South Carolina	1-0	2-0	--	3-0
South Florida	--	0-1	--	0-1
Southern California	--	0-2	--	0-2
SMU	2-0	--	1-0	3-0
Southern Miss	--	1-0	--	1-0
Syracuse	--	1-1	--	1-1
Tennessee	0-2	4-1	--	4-3
Tennessee Tech	--	1-0	--	1-0
Texas	--	--	0-3	0-3
Texas A&M	--	--	0-2	0-2
TCU	--	--	1-0	1-0
Texas State	--	--	2-0	2-0
Tulane	2-0	1-0	--	3-0
UT Martin	--	1-0	--	1-0
Vanderbilt	4-0	5-1	--	9-1
VMI	1-0	--	--	1-0
Virginia Tech	--	1-0	--	1-0
Weber State	--	--	1-0	1-0
West Virginia	--	0-1	1-0	1-1
Western Carolina	--	1-0	--	1-0
Western Kentucky	--	2-0	--	2-0
Wisconsin	--	1-1	--	1-1
Wyoming	--	1-0	--	1-0

Tuberville understands the process and commitment it takes to build a successful program. Coaching stops at perennial college football powers University of Miami and Texas A&M and a four-year head coaching stint at the University of Mississippi gave him the background in building and maintaining a successful program.

While at Ole Miss from 1995-98, Tuberville posted a 25-20 record. Inheriting a Rebel program plagued by NCAA sanctions and probation, he guided Ole Miss to a winning record in his first season in 1995, despite having just 61 players on scholarship. He did not have a full compliment of scholarship players to work with in any of his four years at Ole Miss.

By the time he had three recruiting classes under his belt, Tuberville led Ole Miss to an 8-4 mark and a victory in the inaugural Motor City Bowl in 1997. His efforts earned him Associated Press SEC Coach of the Year Honors and American Football Quarterly magazine selected him as runner-up for its Schutt Sports Coach of the Year honor.

Prior to becoming head coach at Ole Miss, Tuberville served as defensive coordinator and linebackers coach at Texas A&M for one season. In 1994, he helped lead the Aggies to a 10-0-1 record and No. 8 final ranking by the Associated Press. Under his direction, the Aggie defense finished fourth nationally in scoring defense (13.1 ppg), fifth in total defense (265.5 ypg) and sixth in rushing defense (92.4 ypg).

Tuberville served as a member of the University of Miami staff for eight seasons from 1986-93, taking over as

defensive coordinator in 1993. While serving on the staffs of Jimmy Johnson and Dennis Erickson at Miami, Tuberville was a defensive coach on teams which won three national championships, posted an 87-9 record and played in nine consecutive New Year's Day bowls.

As defensive coordinator for the Hurricanes in 1993, Tuberville directed a Miami defense which was ranked No. 3 nationally in scoring defense (12.6 ppg) and No. 5 nationally in pass defense (91.15 ypg).

Tuberville began his collegiate coaching career at Arkansas State in 1980, coaching various segments of the Indians' defense over the next five seasons. During a five-year stay at Arkansas State, Tuberville coached defensive backs, nose guards and linebackers. During his final year at ASU, the Indians advanced to the second round of the NCAA Division I-AA playoffs. He began his coaching career at Hermitage (Ark.) High School where he spent two years as an assistant and two as a head coach. After three straight four-win seasons, Tuberville guided HHS to a 7-3 mark in 1979 before moving to Arkansas State.

A 1976 graduate of Southern Arkansas University, Tuberville was a letterman at free safety and a two-year member of the golf team at SAU. He is a 1972 graduate of Harmony Grove High School in Camden, Ark.

Tuberville is married to the former Suzanne Fette of Guilford, Ind. They are the parents of two sons, Thomas Tucker and Troy Allen.

## TUBERVILLE'S NFL PLAYERS

While an assistant & coordinator at Miami (Fla.):

Player, Position	Drafted By	Yr.	Rd.
Jessie Armstead, LB	Miami Dolphins	1993	8
Michael Barrow, LB	Houston Oilers	1993	2
Jerome Brown, DT	Philadelphia Eagles	1987	1
Bernard Clark, LB	Cincinnati Bengals	1990	3
Cortez Kennedy, DT	Seattle Seahawks	1990	1
Ray Lewis, LB	Baltimore Ravens	1996	1
Russell Maryland, DT	Dallas Cowboys	1991	1 (1)
George Mira, LB	San Francisco 49ers	1988	12
Winston Moss, LB	Tampa Bay Buccaneers	1987	2
Richard Newbill, LB	Houston Oilers	1990	5
Warren Sapp, DT	Tampa Bay Bucs	1995	1
Randy Shannon, LB	Dallas Cowboys	1989	11
Darrin Smith, LB	Dallas Cowboys	1993	2

While as Defensive Coordinator at Texas A&M:

Player, Position	Drafted By	Yr.	Rd.
Antonio Armstrong, LB	San Francisco 49ers	1995	6
Reggie Brown, LB	Detroit Lions	1996	1
Edward Jasper, DL	Philadelphia Eagles	1997	6
Ray Mickens, DB	New York Jets	1996	3
Brandon Mitchell, DL	New England Patriots	1997	2
Dat Nguyen, LB	Dallas Cowboys	1999	3

While as Head Coach at the University of Mississippi:

Player, Position	Drafted By	Yr.	Rd.
John Avery, RB	Miami Dolphins	1998	1
Derrick Burgess, DE	Philadelphia Eagles	2001	3
Kendrick Clancy, DT	Pittsburgh Steelers	2000	3
Ken Lucas, DB	Seattle Seahawks	2001	2
Kris Mangum, TE	Carolina Panthers	1997	7
Duce McAllister, RB	New Orleans Saints	2001	1
Terrance Metcalf, OT	Chicago Bears	2002	3
Tutan Reyes, OT	New Orleans Saints	2000	5
Todd Wade, OT	Miami Dolphins	2000	2
Nate Wayne, LB	Denver Broncos	1998	7

While as Head Coach at Auburn:

Player, Position	Drafted By	Yr.	Rd.
Devin Aromashodu, WR	Miami Dolphins	2006	7

Ronnie Brown, RB	Miami Dolphins	2005	1
Jason Campbell, QB	Washington Redskins	2005	1
Leonardo Carson, DT	San Diego Chargers	2000	4
Tim Carter, WR	New York Giants	2002	2
Karlos Dansby, LB	Arizona Cardinals	2004	2
King Dunlap, OT	Philadelphia Eagles	2008	7
Heath Evans, RB	Seattle Seahawks	2001	3
Quentin Groves, DE	Jacksonville Jaguars	2008	2
Ben Grubbs, OG	Baltimore Ravens	2007	1 (1)
Will Herring, LB	Seattle Seahawks	2007	5
David Irons, DB	Atlanta Falcons	2007	6
Kenny Irons, RB	Cincinnati Bengals	2007	2
Jeno James, OL	Carolina Panthers	2000	6
Rudi Johnson, RB	Cincinnati Bengals	2001	4
Patrick Lee, CB	Green Bay Packers	2008	2
Alex Lincoln, LB	San Francisco 49ers	2001	7
Stanley McClover, DE	Carolina Panthers	2006	7
Jeris McIntyre, WR	Kansas City Chiefs	2004	6
Marcus McNeill, OL	San Diego Chargers	2006	2
Ben Obomanu, WR	Seattle Seahawks	2006	7
Mike Pucillo, OL	Buffalo Bills	2002	7
Jay Ratliff, DT	Dallas Cowboys	2005	7
Quinton Reese, DL	Detroit Lions	2000	6
Carlos Rogers, CB	Washington Redskins	2005	1
Kendall Simmons, OL	Pittsburgh Steelers	2002	1
Pat Sims, DT	Cincinnati Bengals	2008	3
Courtney Taylor, WR	Seattle Seahawks	2007	6
Dontarrious Thomas, LB	Minnesota Vikings	2004	2
Reggie Torbor, DE	New York Giants	2004	3
Marcus Washington, LB	Indianapolis Colts	2000	2
Jonathan Willhite, DB	New England Patriots	2008	4
Carnell Williams, RB	Tampa Bay Buccaneers	2005	1
Jarro Powers, DB	Indianapolis Colts	2009	
Ben Tate, RB	Houston Texans	2009	

While Head Coach at Texas Tech:

Player, Position	Drafted By	Yr.	Rd.
Bront Bird, LB	San Diego Chargers	2011	FA
Baron Batch, RB	Pittsburgh Steelers	2011	7



## TUBERVILLE YEAR-BY-YEAR

## 1995 — OLE MISS (6-5, 3-5 SEC)

Sept. 2	at No. 6/7 Auburn *	L, 13-46
Sept. 9	<b>INDIANA ST.</b>	W, 56-10
Sept. 23	No. 20/18 <b>GEORGIA</b> *	W, 18-10
Sept. 30	at No. 3 Florida *	L, 10-28
Oct. 7	<b>TULANE</b>	W, 20-17
Oct. 14	vs. Arkansas * ^	L, 6-13
Oct. 21	No. 21/24 <b>ALABAMA</b> *	L, 9-23
Oct. 28	<b>VANDERBILT</b> *	W, 21-10
Nov. 4	at Memphis	W, 34-3
Nov. 11	at LSU *	L, 9-38
Nov. 25	at Mississippi St. *	W, 13-10

Home games in **BOLD CAPS**; \*-Conference Game;  
^ - Memphis, Tenn.

## 1996 — OLE MISS (5-6, 2-6 SEC)

Aug. 31	<b>IDAHO ST.</b>	W, 38-14
Sept. 7	vs. VMI 6	W, 31-7
Sept. 14	No. 15/16 <b>AUBURN</b> *	L, 28-45
Sept. 21	at Vanderbilt *	W, 20-9
Oct. 3	vs. No. 9 Tennessee * ^	L, 3-41
Oct. 19	at No. 7 Alabama *	L, 0-37
Oct. 26	<b>ARKANSAS ST.</b>	W, 38-21
Nov. 9	at Arkansas *	L, 7-13
Nov. 16	No. 17/20 <b>LSU</b> *	L, 7-39
Nov. 23	at Georgia *	W, 31-27
Nov. 30	<b>MISSISSIPPI ST.</b> *	L, 0-17

Home games in **BOLD CAPS**; \*-Conference Game;  
6 - Jackson, Miss. ^ - Memphis, Tenn.

## 1997 — OLE MISS (8-4, 4-4 SEC)

Aug. 30	<b>CENTRAL FLORIDA</b>	W, 24-23 [OT]
Sept. 6	<b>SMU</b>	W, 23-15
Sept. 13	at No. 16 Auburn *	L, 9-19
Sept. 27	<b>VANDERBILT</b> *	W, 15-3
Oct. 4	at No. 9/10 Tennessee *	L, 17-31
Oct. 18	at No. 8/10 <b>LSU</b> *	W, 36-21
Oct. 25	<b>ALABAMA</b> *	L, 20-29
Nov. 6	<b>ARKANSAS</b> *	W, 19-9
Nov. 15	at Tulane	W, 41-24
Nov. 22	No. 14 <b>GEORGIA</b> *	L, 14-21
Nov. 29	at No. 22 Mississippi St. *	W, 15-14

Motor City Bowl (Detroit, Mich.)

Dec. 26 Marshall W, 34-31  
Home games in **BOLD CAPS**; \*-Conference Game

## 1998 — OLE MISS (6-5, 3-5 SEC)

Sept. 5	<b>MEMPHIS</b>	W, 30-10
Sept. 12	<b>AUBURN</b> *	L, 0-17
Sept. 19	at Vanderbilt *	W, 30-6
Sept. 26	at SMU	W, 48-41
Oct. 3	<b>SOUTH CAROLINA</b> *	W, 30-28
Oct. 10	at Alabama *	L, 17-20
Oct. 24	<b>ARKANSAS ST.</b>	W, 30-17
Oct. 31	<b>LSU</b> *	W, 37-31
Nov. 7	at No. 11/10 Arkansas *	L, 0-34
Nov. 21	at No. 14/15 Georgia *	L, 17-24
Nov. 26	No. 25/24 <b>MISSISSIPPI ST.</b> *	L, 6-28

Home games in **BOLD CAPS**; \*-Conference Game;

## 1999 — AUBURN (5-6, 2-6 SEC)

Sept. 4	<b>APPALACHIAN ST.</b>	W, 22-15
Sept. 11	<b>IDAHO</b>	W, 30-23
Sept. 18	at LSU *	W, 41-7
Sept. 25	<b>OLE MISS</b> *	L, 17-24 [OT]
Oct. 2	at No. 7/8 Tennessee *	L, 0-24
Oct. 9	No. 14/13 <b>MISSISSIPPI ST.</b> *	L, 16-18
Oct. 16	No. 7/6 <b>FLORIDA</b> *	L, 14-32
Oct. 30	at Arkansas *	L, 10-34
Nov. 6	<b>CENTRAL FLORIDA</b>	W, 28-10
Nov. 13	at No. 14/16 Georgia *	W, 38-21
Nov. 20	No. 8 <b>ALABAMA</b> *	L, 17-28

Home games in **BOLD CAPS**; \*-Conference Game;

## 2000 — AUBURN (9-4, 6-2 SEC)

<b>FINAL RANKINGS:</b> AP No. 18, COACHES No. 20		
<b>SEC WESTERN DIVISION CHAMPIONS</b>		
Aug. 31	<b>WYOMING</b>	W, 35-21
Sept. 9	at No. 19/18 Ole Miss *	W, 35-27
Sept. 16	<b>LSU</b> *	W, 34-17
Sept. 23	<b>NORTHERN ILLINOIS</b>	W, 31-14
Sept. 30	<b>VANDERBILT</b> *	W, 33-0
Oct. 7	at No. 20 Mississippi St. *	L, 10-17
Oct. 14	at No. 10/9 Florida *	L, 7-38
Oct. 21	<b>LOUISIANA TECH</b>	W, 38-28
Oct. 28	<b>ARKANSAS</b> *	W, 21-19
Nov. 11	No. 14/13 <b>GEORGIA</b> *	W, 29-26 [OT]
Nov. 18	at Alabama *	W, 9-0

SEC Championship Game (Atlanta, Ga.)

Dec. 2 vs. No. 7/8 Florida L, 6-28  
Florida Citrus Bowl (Orlando, Fla.)

Jan. 1 vs. No. 17/18 Michigan L, 28-31  
Home games in **BOLD CAPS**; \*-Conference Game;

## 2001 — AUBURN (7-5, 5-3 SEC)

<b>SEC CO-WESTERN DIVISION CHAMPIONS</b>		
Sept. 1	<b>BALL ST.</b>	W, 30-0
Sept. 8	<b>OLE MISS</b> *	W, 27-21
Sept. 22	at Syracuse	L, 14-31
Sept. 29	at Vanderbilt *	W, 24-21
Oct. 6	<b>MISSISSIPPI ST.</b> *	W, 16-14
Oct. 13	No. 1/2 <b>FLORIDA</b> *	W, 23-20
Oct. 20	<b>LOUISIANA TECH</b>	W, 48-41 [OT]
Oct. 27	at Arkansas *	L, 17-42
Nov. 10	at No. 19/21 Georgia *	W, 24-17
Nov. 17	<b>ALABAMA</b> *	L, 7-31
Dec. 1	at No. 22/24 LSU *	L, 14-27

Peach Bowl (Atlanta, Ga.)

Dec. 31 North Carolina L, 10-16  
Home games in **BOLD CAPS**; \*-Conference Game;

## 2002 — AUBURN (9-4, 5-3 SEC)

<b>FINAL RANKINGS:</b> AP No. 14, COACHES No. 16		
<b>SEC CO-WESTERN DIVISION CHAMPIONS</b>		
Sept. 2	at No. 20/19 Southern Cal	L, 17-24
Sept. 7	<b>WESTERN CAROLINA</b>	W, 56-0
Sept. 14	<b>VANDERBILT</b>	W, 31-6
Sept. 19	at Mississippi St.	W, 42-14
Sept. 28	<b>SYRACUSE</b>	W, 37-34 [3 OT]
Oct. 12	<b>ARKANSAS</b>	L, 17-38
Oct. 19	at No. 24 Florida	L, 23-30 [OT]
Oct. 26	No. 10 <b>LSU</b>	W, 31-7
Nov. 2	at Ole Miss	W, 31-24
Nov. 9	<b>LOUISIANA-MONROE</b>	W, 52-14
Nov. 16	No. 7 <b>GEORGIA</b>	L, 21-24
Nov. 23	at No. 9 Alabama	W, 17-7

Capital One Bowl (Orlando, Fla.)

Dec. 1 vs. No. 10 Penn St. W, 13-9  
Home games in **BOLD CAPS**; \*-Conference Game;

## 2003 — AUBURN (8-5, 5-3 SEC)

Aug. 30	No. 8 <b>SOUTHERN CAL</b>	L, 0-23
Sept. 6	at Georgia Tech	L, 3-17
Sept. 13	at Vanderbilt *	W, 45-7
Sept. 27	<b>WESTERN KENTUCKY</b>	W, 48-3
Oct. 4	No. 7 <b>TENNESSEE</b> *	W, 28-21
Oct. 11	at No. 7/8 Arkansas *	W, 10-3
Oct. 18	<b>MISSISSIPPI ST.</b> *	W, 45-13
Oct. 25	at No. 9 LSU *	L, 7-31
Nov. 1	<b>LOUISIANA-MONROE</b>	W, 73-7
Nov. 8	No. 20/24 <b>OLE MISS</b> *	L, 20-24
Nov. 15	at No. 7/6 Georgia *	L, 7-26
Nov. 22	<b>ALABAMA</b> *	W, 28-23

Music City Bowl (Nashville, Tenn.)

Dec. 31 vs. Wisconsin (Music City) W, 28-14  
Home games in **BOLD CAPS**; \*-Conference Game;

## 2004 — AUBURN (13-0, 8-0 SEC)

<b>FINAL RANKINGS:</b> AP No. 2, COACHES No. 2		
<b>SEC CHAMPIONS</b>		
<b>SEC WESTERN DIVISION CHAMPIONS</b>		
Sept. 4	<b>LOUISIANA-MONROE</b>	W, 31-0
Sept. 11	at Mississippi St. *	W, 43-14
Sept. 18	No. 5/4 <b>LSU</b> *	W, 10-9
Sept. 25	<b>THE CITADEL</b>	W, 33-3
Oct. 2	at No. 10/8 Tennessee *	W, 34-10
Oct. 9	<b>LOUISIANA TECH</b>	W, 52-7
Oct. 16	<b>ARKANSAS</b> *	W, 38-20
Oct. 23	<b>KENTUCKY</b> *	W, 42-10
Oct. 30	at Ole Miss *	W, 35-14
Nov. 13	No. 8/5 <b>GEORGIA</b> *	W, 24-6
Nov. 20	at Alabama *	W, 21-13

SEC Championship Game (Atlanta, Ga.)

Dec. 4 vs. No. 15 Tennessee W, 38-28  
Sugar Bowl (New Orleans, La.)

Jan. 3 vs. No. 9 Virginia Tech W, 16-13  
Home games in **BOLD CAPS**; \*-Conference Game;

## 2005 — AUBURN (9-3, 7-1 SEC)

<b>FINAL RANKINGS:</b> AP No. 14, COACHES No. 14		
<b>SEC WESTERN DIVISION CO-CHAMPIONS</b>		
Sept. 3	<b>GEORGIA TECH</b>	L, 14-23
Sept. 10	<b>MISSISSIPPI ST.</b> *	W, 28-0
Sept. 17	<b>BALL ST.</b>	W, 63-3
Sept. 24	<b>WESTERN KENTUCKY</b>	W, 37-14
Oct. 1	<b>SOUTH CAROLINA</b> *	W, 48-7
Oct. 15	at Arkansas *	W, 34-17
Oct. 22	at No. 7 LSU *	L, 17-20 [OT]
Oct. 29	<b>OLE MISS</b> *	W, 27-3
Nov. 5	at Kentucky *	W, 49-27
Nov. 12	at No. 9 Georgia *	W, 31-30
Nov. 19	No. 8 <b>ALABAMA</b> *	W, 28-18

Capital One Bowl (Orlando, Fla.)

Jan. 2 vs. No. 21/20 Wisconsin L, 10-24  
Home games in **BOLD CAPS**; \*-Conference Game;

## 2006 — AUBURN (11-2, 6-2 SEC)

<b>FINAL RANKINGS:</b> AP No. 9, COACHES No. 8		
Sept. 2	<b>WASHINGTON ST.</b>	W, 40-14
Sept. 9	at Mississippi St. *	W, 34-0
Sept. 16	No. 6/7 <b>LSU</b> *	W, 7-3
Sept. 23	<b>BUFFALO</b>	W, 38-7
Sept. 28	at South Carolina *	W, 24-17
Oct. 7	<b>ARKANSAS</b> *	L, 10-27
Oct. 14	No. 2/3 <b>FLORIDA</b> *	W, 27-17
Oct. 21	<b>TULANE</b>	W, 38-13
Oct. 28	at Ole Miss *	W, 23-17
Nov. 4	<b>ARKANSAS ST.</b>	W, 27-0
Nov. 11	<b>GEORGIA</b> *	L, 15-37
Nov. 18	at Alabama *	W, 22-15

AT&T Cotton Bowl (Dallas, Texas)

Jan. 1 vs. No. 22 Nebraska W, 17-14  
Home games in **BOLD CAPS**; \*-Conference Game;

## 2007 — AUBURN (9-4, 5-3 SEC)

<b>FINAL RANKINGS:</b> AP No. 15, COACHES t-No. 14		
Sept. 1	<b>KANSAS ST.</b>	W, 23-13
Sept. 8	<b>SOUTH FLORIDA</b>	L, 23-26 [OT]
Sept. 15	<b>MISSISSIPPI ST.</b> *	L, 14-19
Sept. 22	<b>NEW MEXICO ST.</b>	W, 55-20
Sept. 29	at No. 4/3 Florida *	W, 20-17
Oct. 6	<b>VANDERBILT</b> *	W, 35-7
Oct. 13	at Arkansas *	W, 9-7
Oct. 20	at No. 5 <b>LSU</b> *	L, 30-24
Oct. 27	<b>OLE MISS</b> *	W, 17-3 W
Nov. 3	<b>TENNESSEE TECH</b>	W, 35-3
Nov. 10	at No. 10 Georgia *	L, 45-20
Nov. 24	<b>ALABAMA</b> *	W, 17-10

Chick-fil-A Bowl (Atlanta, Ga.)

Dec. 31 vs. No. 15/16 Clemson W, 23-20 [OT]  
Home games in **BOLD CAPS**; \*-Conference Game;

## 2008 — AUBURN (5-7, 2-6 SEC)

Aug. 30	<b>LOUISIANA-MONROE</b>	W, 34-0
Sept. 6	<b>SOUTHERN MISS</b>	W, 27-13
Sept. 13	at Mississippi St. *	W, 3-2
Sept. 20	No. 6 <b>LSU</b> *	L, 21-26
Sept. 27	<b>TENNESSEE</b> *	W, 14-12
Oct. 4	at No. 19 Vanderbilt *	L, 13-14
Oct. 11	<b>ARKANSAS</b> *	L, 22-25
Oct. 23	at West Virginia	L, 17-34
Nov. 1	at Ole Miss *	L, 7-17
Nov. 8	<b>UT MARTIN</b>	W, 37-20
Nov. 15	No. 13/12 <b>GEORGIA</b> *	L, 13-17
Nov. 29	at No. 1 Alabama *	L, 0-36

Home games in **BOLD CAPS**; \*-Conference Game;

## 2010 — TEXAS TECH (8-5, 3-5 Big 12)

Sept. 5	<b>SMU</b>	W, 35-27
Sept. 11	at New Mexico	W, 52-17
Sept. 18	No. 6/4 <b>TEXAS</b> *	L, 14-24
Oct. 2	at Iowa St. *	L, 38-52
Oct. 9	vs. Baylor * ^	W, 45-38
Oct. 16	No. 20/18 <b>OKLAHOMA ST.</b> *	L, 17-34
Oct. 23	at Colorado *	W, 27-24
Oct. 30	at Texas A&M *	L, 27-45
Nov. 6	No. 14 <b>MISSOURI</b> *	W, 24-17
Nov. 13	at No. 19/16 Oklahoma *	L, 7-45
Nov. 20	<b>WEBER ST.</b>	W, 64-21
Nov. 27	<b>HOUSTON</b>	W, 35-20

TicketCity Bowl (Dallas, Texas)

Jan. 1 vs. Northwestern W, 45-38

Home games in **BOLD CAPS**; \*-Conference game;  
^ - Played at Cowboys Stadium (Arlington, Texas)

## 2011 — TEXAS TECH (5-7, 2-7 Big 12)

Sept. 3	<b>TEXAS ST.</b>	W, 50-10
Sept. 17	at New Mexico	W, 59-13
Sept. 24	<b>NEVADA</b>	W, 35-34
Oct. 1	at Kansas *	W, 45-34
Oct. 8	No. 23/25 <b>TEXAS A&amp;M</b> *	L, 40-45
Oct. 15	No. 17/18 <b>KANSAS ST.</b> *	L, 34-41
Oct. 22	at No. 3/1 Oklahoma *	W, 41-38
Oct. 29	<b>IOWA ST.</b> *	L, 7-41
Nov. 5	at No. 25 Texas *	L, 20-52
Nov. 12	No. 2/3 <b>OKLAHOMA ST.</b> *	L, 6-66
Nov. 19	<b>MISSOURI</b> *	L, 27-31
Nov. 26	vs. No. 21/20 Baylor * ^	L, 42-66

Home games in **BOLD CAPS**; \*-Conference game;  
^ - Played at Cowboys Stadium (Arlington, Texas)

## 2012 — TEXAS TECH (7-5, 4-5 Big 12)

Sept. 1	<b>NORTHWESTERN ST.</b>	W, 44-6
Sept. 8	at Texas St.	W, 58-10
Sept. 15	<b>NEW MEXICO</b>	W, 49-14
Sept. 29	at Iowa St. *	W, 24-13
Oct. 6	No. 17/14 <b>OKLAHOMA</b> *	L, 20-41
Oct. 13	No. 5/4 <b>WEST VIRGINIA</b> *	W, 49-14
Oct. 20	at No. 21TCU *	W, 56-53 (3OT)
Oct. 27	at No. 4 Kansas St. *	L, 24-55
Nov. 3	No. 22 <b>TEXAS</b> *	L, 22-31
Nov. 10	<b>KANSAS</b> *	W, 41-34 (2OT)
Nov. 17	at No. 24 Oklahoma St. *	L, 21-59
Nov. 24	vs. Baylor ^^	L, 52-45 (OT)

Home games in **BOLD CAPS**; \*-Conference game;  
^ - Played at Cowboys Stadium (Arlington, Texas)



# EDDIE GRAN

OFFENSIVE COORDINATOR | CAL LUTHERAN '87

Former University of Cincinnati assistant coach Eddie Gran returned to Clifton as the Bearcats offensive coordinator in 2013.

He served as UC's wide receivers coach from 1992-93.

Gran is wrapping up his 26th season of collegiate coaching and his third season at Florida State, where he serves as associate head coach, tutoring the running backs and coordinating special teams. In 2012, Gran's coaching and position group responsibilities helped lead the Seminoles to their first ACC Championship since 2005, first 11-win season since 2000 and ninth Orange Bowl appearance.

Gran's 26 seasons in the college ranks includes stops from coast-to-coast. It began at his alma mater Cal Lutheran, where he played four seasons as a wide receiver. He spent 15 seasons as a running backs coach and special teams coordinator in the SEC, including 10 years at Auburn, followed by a stop at Tennessee before coming to Florida State in 2010.

He has also established himself as one of the nation's top recruiters. He has spent the better part of two decades recruiting Miami and greater South Florida as his primary territory. He helped the Seminoles attract the nation's No. 1 recruiting class in 2011 and was named one of ESPN.com's Top 25 Recruiters of the Year in 2011.

This past season was one of the best ever for Gran's special teams' pupils. FSU kicker Dustin Hopkins set the NCAA career record for scoring by a kicker and was a finalist the Lou Groza Award for the second-straight year in addition to numerous All-America honors and First Team All-ACC accolades. Heading into the 2013 Orange Bowl, Hopkins has 459 career points, breaking the previous national record of 439 held by Boise State's Kyle Brotzman. Hopkins' 133 points in 2012 also set an ACC record for scoring. His 87 career field goals ties the all-time NCAA mark with former Georgia kicker Billy Bennett. Perhaps most impressively, Hopkins is 5-of-5 on field goals from 50 yards and beyond in 2012.

The Noles' punt return and kickoff return units were arguably the most dynamic in the country, as each ranked second in the ACC and No. 7 and No. 17 in nation, respectively. Rashad Greene scored two touchdowns on punt returns and ranked second in the country with a 15.35 punt return average, while Tyler Hunter also had a punt return score. On kickoff returns, Lamarcus Joyner and Karlos Williams combined to average 24.6 yards per return.

Under Gran's direction, FSU's stable of running backs also had one of the most prolific seasons in the country and in school history, averaging 203 rushing yards per game and tallying 2,639 yards and an FSU-record 37 touchdowns on the ground in 2012.

The Seminoles rushed for over 200 yards seven times, including a 385-yard performance versus Wake Forest, and had three different running backs rush for over 500 yards in Chris Thompson (687 yards, five touchdowns), Devonta Freeman (630 yards, eight touchdowns) and James Wilder, Jr. (583 yards, 13 touchdowns). Thompson, who played in eight games before suffering a season-ending knee injury, was named Second Team All-ACC and captured the ACC's Brian Piccolo Award given to the conference's "most courageous" player.

Florida State boasted the nation's second-best special teams unit in 2011 based on the Football Outsiders Efficiency Ratings. Shawn Powell became FSU's first consensus All-American punter and the school's all-time leader in multiple punting categories as a three-

year starter. Powell led the Football Bowl Subdivision with a 47-yard overall average and the Seminoles ranked second nationally in net punting (41.3). Hopkins was named one of three finalists for the Lou Groza Award and Gran's return game featured some of the most electrifying players in Greg Reid, Joyner and Williams. Reid was one of the nation's most dangerous punt return specialists in the ACC, averaging 10.7 yards per return and scoring two touchdowns during the 2010 and 2011 seasons.

In 2011, Gran's running back corps played behind a banged up offensive line bringing down the group's production from the 2010 season. However, Gran still produced one of the top freshman running backs in FSU history as Freeman ran for 579 yards - the fifth best single season total by an FSU freshman. Freeman also led the team with eight rushing touchdowns.

Gran helped develop Florida State's running game into one of the strongest in the ACC in his first season in Tallahassee in 2010. The Seminoles averaged nearly 5.0 yards per carry and ranked third in the league in rushing touchdowns with 27. The Seminoles ranked fourth in the league in scoring as compared to sixth the year before Gran's arrival. In 2010, three Seminole running backs gained more than 400 yards rushing on the ground led by FSU's leading rusher Thompson, who gained 845 yards. It was only the sixth time in FSU history that a trio gained more than 400 yards in a season. FSU ran for more than 200 yards five times as a team including a 298-yard performance against in-state rival Miami which capped off a string of four consecutive 200-yard rushing games - BYU (278), Wake Forest (201), Virginia (256) and Miami (298). FSU ran for 218 yards in the Chick-fil-A bowl win over SEC East Champion South Carolina.

Gran has a strong record for developing backfield talent. During his 14 seasons as the assistant to Tommy Tuberville at Ole Miss and Auburn, he sent eight running backs to the NFL, including former Tigers Carnell Williams, Ronnie Brown, Rudi Johnson, Brandon Jacobs, Heath Evans and Kenny Irons. They were preceded by former Rebels Deuce McCallister and John Avery.

Tennessee's Mario Hardesty (1,345 yards) added his name to the lengthy list of 1,000-yard rushers Gran has worked with over the course of his career in '09. Hardesty, who did not fumble on 282 carries from scrimmage in 2009, was a second-round draft pick of the Cleveland Browns in 2010. He was selected one slot after Auburn's Ben Tate (Houston Texans), whom Gran coached in 2008.

Gran's tenure as a special teams coach included oversight of Auburn kicker John Vaughn, who was the SEC Special Teams Player of the Year in 2006. With his hands-on approach in all facets of special teams play, Gran is widely regarded as one of the most meticulous in tutoring the game's critical "third phase."

Gran has four daughters, Hannah, Dillan, Sydney and Lucy Grace.

He is deeply involved in the community for a cause that has changed his life and continues to impact others. The Sydney Gran Foundation is a charity designed to support children's hospitals and other families whose children are facing serious illness. Sydney, the third of the Gran's four daughters, was born with the rare disease called Holoprosencephaly. She passed away just shy of her sixth birthday in 2005. Additional information is available at [www.sydneygranfoundation.org](http://www.sydneygranfoundation.org).



## PERSONAL INFORMATION

Birthdate: July 21, 1965  
Hometown: Escondido, CA  
Children: Hannah (18), Dillan (15), Sydney and Lucy Grace (7)  
Education: Cal Lutheran (1987, B.S.)

## PLAYING CAREER

1984-87 Cal Lutheran (Wide Receiver)

## COACHING CAREER

Year	School.....	Position
1987-88	Cal Lutheran .....	Wide Receivers
1989	SE Missouri State .....	Running Backs
1989	East Carolina .....	Graduate Assistant
1990-91	Miami (Fla.) .....	Graduate Assistant
1992-93	Cincinnati .....	Wide Receivers
1994	Idaho State .....	Wide Receivers
1995-98	Ole Miss .....	Special Teams/Running Backs
1999-2008	Auburn .....	Special Teams/Running Backs
2009	Tennessee .....	Special Teams/Running Backs
2010-12	Florida State .....	Associate HC/Special Teams/RB
2013-	Cincinnati .....	Offensive Coordinator

## BOWLS COACHED IN

Year	School.....	Bowl
1990	Miami (Fla.) .....	Cotton
1997	Ole Miss .....	Motor City
1998	Ole Miss .....	Independence
2000	Auburn .....	Citrus
2001	Auburn .....	Peach
2002	Auburn .....	Capital One
2003	Auburn .....	Music City
2004	Auburn .....	Sugar
2005	Auburn .....	Capital One
2006	Auburn .....	Cotton
2007	Auburn .....	Chick-fil-A
2009	Tennessee .....	Chick-fil-A
2010	Florida State .....	Chick-fil-A
2011	Florida State .....	Champs Sports
2012	Florida State.....	Orange

# TYSON HELTON

TIGHT ENDS | HOUSTON '99

Tyson Helton enters his first season on the University of Cincinnati football staff coaching the tight ends.

The 13-year veteran comes to UC after six seasons at the University of Alabama-Birmingham. During 2012, he coached the running backs and served as the program's recruiting coordinator.

In 2012, Helton mentored Darrin Reaves, a First-Team All-Conference USA selection who rushed for 1,037 yards and 13 touchdowns. Reaves became the Blazers' only first-team, all-conference running back selection in school history, and the first Blazer all-league running back pick overall since the 2004 season.

Reaves registered the highest rushing total (223) in a game in the league this season, posting that number against Southern Miss (Nov. 3). In a three-game stretch vs. Tulane, Southern Miss and Marshall, Reaves averaged 191 yards per game, while his rushing touchdown total (13) established a new UAB single-season record. He also had 41 receptions (302 yards) in 2012.

Helton spent his previous five seasons at UAB coaching the quarterbacks. Under Helton's guidance, Joe Webb developed into one of the most prolific quarterbacks in NCAA history. In 2009 Webb became the first player in NCAA history to pass for 2,000 yards and rush for 1,000 in back-to-back seasons.

He finished the season ranked sixth nationally in total offense at 310.5 yards per game and was No. 9 in pass efficiency. Webb also shattered his own Conference USA record for rushing yards by a quarterback with 1,427, ranking No. 1 in the country among signal-callers.

The Blazer offense tallied 5,111 yards, the most in school history. Last season UAB again had a potent offense as the unit finished with 5,074 yards, second-highest in school history. Under Helton's tutelage, quarterback Bryan Ellis passed for 2,940 yards and 25 touchdowns.

Helton joined the Blazers after three years at Memphis, where he coached special teams and tight ends. While working on the Tigers' staff under head coach Tommy West, the Memphis special teams prospered under his guidance.

In 2005, UM kicker Stephen Gostkowski, now with the NFL's New England Patriots, was responsible for nearly one-third of the team's scoring and was named the Conference USA Special Teams Player of the Year.

Gostkowski is Memphis' all-time leading scorer with 369 points and was the first kicker chosen in the 2006 NFL Draft. Prior to joining the program at Memphis, Helton spent four years as a member of June Jones' staff at Hawai'i. He arrived on the Manoa campus in 2000 as a graduate assistant and worked with the Warriors' special teams.

In 2001, Helton's first season as a full-time coach, the Warriors led the nation in kickoff return yardage and broke the NCAA record for average gain per return (30.3). Under Helton, return specialist Chad Owens tied the NCAA record with two kick returns for a touchdown in a game and also broke the NCAA record for most yards gained on kick return.

Helton, the brother of Southern California assistant coach Clay Helton and the son of UAB offensive coordinator Kim Helton, had just completed his fourth season as a member of Jones' Hawai'i staff when he was hired at Memphis.

Helton, 34, earned his bachelor's degree in business at Houston in 1999 after a four-year career with the Cougars. He and his wife, April, have two daughters, Shelby Grace (7) and Presley (4), and twin boys Clay and Cole (2).



## PERSONAL INFORMATION

Birthdate: June 20, 1977

Hometown: Gainesville, Fla.

Wife: April

Children: Daughters Shelby (9) and Presley (6); Twin sons Cole and Clay (3)

Education: Houston (1999, B.A.)

## PLAYING CAREER

1995-99 Houston (Quarterback)

## COACHING CAREER

Year	School.....	Position
2000-03	Hawai'i.....	Special Teams/Offensive Assistant
2004-06	Memphis.....	Tight Ends/Special Teams
2007-11	UAB.....	Quarterbacks/Recruiting Coordinator
2012	UAB.....	Running Backs/Recruiting Coordinator
2013-	Cincinnati.....	Tight Ends

## BOWLS COACHED IN

Year	School.....	Bowl
1996	Houston (QB).....	Liberty
2002	Hawai'i (Asst.).....	Hawai'i
2003	Hawai'i.....	Hawai'i
2004	Memphis.....	GMAC
2005	Memphis.....	Motor City

# DARREN HILLER

OFFENSIVE LINE | WEST TEXAS A&M '94

Darren Hiller joined the University of Cincinnati football coaching staff in January of 2013 and will mentor the offensive line.

Hiller is in his 20th season of coaching and came to UC after a year at Nevada in the same position.

In his lone season with the Wolfpack, coaching "The Union," as the offensive front at Nevada has been called for nearly three decades, the team rushed for an average of 271 yards per game, which ranked seventh in the NCAA FBS while allowing only 18 sacks. Offensive tackle Jeff Nady was a First-Team All-Mountain West Conference honoree while Joel Bitonio was an honorable-mention all-league selection.

Hiller came to Nevada after a successful decade-long run at Arkansas State. While in Jonesboro, Hiller and the Red Wolves racked up a pair of conference championships, including a 10-2 record in 2011 and an appearance in the GoDaddy.com Bowl. He coached 16 All-Sun Belt Conference players, including an NFL Draft selection and five NFL free agents.

In 2010, Hiller saw three ASU offensive lineman were named All-Sun Belt Conference, including first team selection Derek Newton and second team choices Tom Castilaw and Sifa Etu. The Red Wolves' o-line paved the way for a school-record 4,841 yards of total offense that also ranked 40th in the nation.

In 2008, the offensive line helped lead ASU to the nation's 18th best rushing attack and a then school record for total offense. ASU also finished the 2008 season ranked 39th in the nation. Under Hiller's direction, the offensive line paved the way for ASU's 2007 running game that finished ranked 29th in the country.

Prior to joining ASU, Hiller spent two seasons at Arkansas-Monticello before moving on to one season at Northwestern State University. While at UAM, Hiller helped the team finish in the top five in Division II in total offense and scoring offense. During that time, UAM also broke 30 offensive school records.

A two-year starter at offensive guard at West Texas A&M (previously West Texas State), he also coached there from 1994-98 and helped his teams to national rankings in Division II and led that division in several offensive categories.

He started his collegiate career at Chabot Junior College in Hayward, Calif., where he received all-conference honors at offensive guard. A team captain, he was also a member of the GTE Academic All-America team. While at Chabot, his team played in the 1991 Merced Elks Bowl against Palomar Junior College for the national championship.

Born in Fremont, Calif., Hiller attended Washington High School where he played offensive guard and inside linebacker. A team captain, he received all-league honors.

He is married to the former Tracie Lenhart of Lubbock, Texas, and they have two daughters, Hailey and Aubrey, and one son, Colton.



## PERSONAL INFORMATION

Birthdate: Feb. 8, 1972  
Hometown: Fremont, Calif.  
Wife: Tracie  
Children: Daughters - Hailey and Aubrey;  
Son - Colton  
Education: West Texas A&M (1995, B.S.)

## PLAYING CAREER

1990-91 Chabot College (Offensive Line)  
1992-93 West Texas A&M (Offensive Line)

## COACHING CAREER

Year	School.....	Position
1994	West Texas A&M.....	Student Assistant
1995-98	West Texas A&M.....	Offensive Line
1999-00	Arkansas-Monticello .....	Offensive Line
2001	Northwestern State .....	Offensive Line
2002-11	Offensive Line .....	Arkansas State
2012	Nevada.....	Offensive Line
2013-	Cincinnati .....	Offensive Line

## BOWLS COACHED IN

Year	School.....	Bowl
2005	Arkansas State.....	New Orleans
2011	Arkansas State.....	GoDaddy.com
2012	Nevada.....	Gildan New Mexico

# DARIN HINSHAW

PASSING GAME COORDINATOR/QUARTERBACKS | UCF '93

Darin Hinshaw joins the University of Cincinnati staff in 2013 as the passing game coordinator and quarterbacks coach.

Hinshaw, a record-setting quarterback during his playing days at UCF, spent the previous three seasons at Tennessee, working with the quarterbacks from 2010-11 before moving over to the wide receivers and serving as the recruiting coordinator in 2012.

Tennessee finished the 2012 campaign with 5,711 yards, ranking second in school history behind only the 5,794 registered by the 1997 squad.

Cordarrelle Patterson, a First-Team All-SEC selection, set UT's single-season record with 1,858 all-purpose yards. Included in that total was 46 receptions for 778 yards and five TDs. Patterson's 16.9 yards per catch average led the Vols and was fourth in the Southeastern Conference.

Justin Hunter, who earned Second-Team All-SEC honors, grabbed 73 balls for 1,083 yards and nine TDs, the second-best single-season mark for receptions.

Hinshaw guided QB Tyler Bray to a record-setting start to the 2011 season as the signal caller set a school record for completion percentage in a game. He also started the year with the most passing yards in a three-game span in UT's storied history. Hinshaw was ranked as a Top-10 recruiter in 2011 by Rivals.com.

In 2010, Hinshaw's impact was immediate as Tennessee's quarterbacks coach. The former signalcaller helped two UT quarterbacks - both making their debuts in Knoxville - lead the Vols offense to a bowl game and a third-place finish in the SEC's Eastern Division.

Hinshaw's quarterback duo of Matt Simms and Bray combined for 3,309 yards passing and 26 touchdowns in 2010. The true freshman Bray assumed the starter's role in November and guided the team to a 4-0 finish to claim bowl eligibility.

Hinshaw, A Punta Gorda, Fla., native, was at Memphis from 2007-09 as the wide receivers coach. He joined the Tigers staff after serving one season as offensive coordinator and quarterbacks coach at Georgia Southern. In 2006, Georgia Southern ranked 27th nationally in total offense, averaging 359.9 yards per game.

Prior to that, Hinshaw worked at Middle Tennessee for five seasons. He was the running backs coach his first two seasons before being elevated to co-offensive coordinator in February 2003.

Under Hinshaw's guidance, the MTSU offense consistently led the Sun Belt Conference and was among the nation's statistical leaders. A highlight was in 2003, when the Blue Raiders offense was the highest scoring unit in the league at 27.7 points a contest. Hinshaw made his way to Middle Tennessee from Central Florida, his alma mater. Hinshaw spent 1999 as a graduate assistant before taking over the quarterback coaching duties in 2000.

Hinshaw set numerous school records for the Knights, finishing as career leader in every major passing category, including yards (9,000) and TDs (82). During his time under center, UCF had a combined 28-16 record, including a 9-3 mark in 1993 that resulted in a berth in the Division I-AA playoffs. Hinshaw was named in 2004 to UCF's 25th Anniversary Team.

Following his playing days at UCF, Hinshaw began a career in pro football. After a brief stint with the Cleveland Browns, he spent two years with the Orlando Predators of the Arena Football League.

Hinshaw earned his bachelor's degree in finance in 1993 and a master's in business administration from UCF in 1996.

Hinshaw and his wife, Pam, have four children: daughters Sydney, Hayley and Carley; and son Darin Jr.



## PERSONAL INFORMATION

Born: June 6, 1972  
Hometown: Punta Gorda, Fla.  
Wife: Pam  
Children: Sydney, Hayley, Carley, Darin Jr.  
Education: UCF (1993, B.S.; 1996, MBA)

## PLAYING CAREER

1991-93 UCF (Quarterback)  
1994-95 Orlando Predators (Quarterback)

## COACHING CAREER

Year	School.....	Position
1999	Central Florida .....	Graduate Assistant
2000	Central Florida .....	Quarterbacks
2001-02	Middle Tennessee .....	Running Backs
2003-05	Middle Tennessee .....	Co-Offensive Coordinator
2006	Georgia Southern .....	Offensive Coordinator/QB
2007-09	Memphis .....	Wide Receivers
2010-11	Tennessee .....	Quarterbacks
2012	Tennessee .....	Wide Receivers
2013-	Cincinnati .....	Passing Game Coordinator/QB

## BOWLS COACHED IN

Year	School.....	Bowl
2007	Memphis.....	New Orleans
2008	Memphis.....	St. Petersburg
2010	Tennessee.....	Music City



# BLAKE ROLAN

WIDE RECEIVERS | LOUISVILLE '05

Blake Rolan enters his first season on the University of Cincinnati football staff as the wide receivers coach in 2013.

Rolan comes to UC after spending the 2010-12 seasons at Tennessee as an offensive intern working with Darrin Hinshaw, UC's passing game coordinator and quarterbacks coach.

Tennessee finished the 2012 campaign with 5,711 yards, ranking second in school history behind only the 5,794 registered by the 1997 squad.

Cordarrelle Patterson, a First-Team All-SEC selection, set UT's single-season record with 1,858 all-purpose yards. Included in that total were 46 receptions for 778 yards and five TDs. Patterson's 16.9 yards per catch average led the Vols and was fourth in the Southeastern Conference.

Justin Hunter, who earned Second-Team All-SEC honors, grabbed 73 balls for 1,083 yards and nine TDs, the second-best single-season mark for receptions.

Rolan spent the 2009 season tutoring running backs at the University of West Georgia.

In 2008, Rolan served as an offensive graduate assistant for UC head coach Tommy Tuberville at Auburn University assisting with the tight ends.

Rolan, a native of Rome, Ga., played collegiately (2000-03) as a quarterback and tight end at Division I Middle Tennessee State. There, he helped the Blue Raiders capture a Sun Belt Conference title. Rolan transferred to Louisville and earned a bachelor's degree in marketing in 2005 and a master's degree in higher education administration and sports management from Auburn in 2008.

He began his coaching career at Kentucky Country Day from 2004-07, serving as both assistant head coach and offensive coordinator.

Rolan is married to the former Bennett Sumner. They have a son, Houston.



## PERSONAL INFORMATION

Birthdate: April 1, 1981

Hometown: Rome, Georgia

Wife: Bennett

Children: Houston

Education: Louisville (2005, B.A.) Auburn (2008, M.A.)

## PLAYING CAREER

2000-03 Middle Tennessee State (Quarterback/Tight End)

## COACHING CAREER

Year	School.....	Position
2004-07	Kentucky Country Day HS.....	Offensive Coordinator
2008	Auburn.....	Offensive Graduate Assistant
2009	West Georgia.....	Running Backs
2010-12	Tennessee.....	Offensive Quality Control
2013-	Cincinnati .....	Wide Receivers

# ART KAUFMAN

DEFENSIVE COORDINATOR | ARKANSAS-MONTICELLO '80

Art Kaufman, a 29-year coaching veteran, joined the University of Cincinnati staff in January 2013 after spending the 2012 season in the same role at Texas Tech University.

Kaufman has 11 years experience as a coordinator at the NCAA FBS level. He was a nominee for the 2012 Broyles Award, given to the top assistant coach in the country after leading a complete overhaul of the Texas Tech defensive unit.

Inheriting a defense that ranked 114th in the nation in 2011, the Red Raiders finished the 2012 regular season ranked No. 39 in the NCAA FBS in total defense and led the Big 12 Conference in pass defense, surrendering only 195.8 passing yards per game.

Kerry Hyder, Cody Davis and D.J. Johnson were named Second-Team All-Big 12 while Davis was also named a First-Team Capital One Academic All-American® and was one of 15 finalists for the William B. Campbell Trophy. Davis was the teams' leader in tackles (101), and interceptions (3) while adding seven pass break ups and 10 passes defended. Johnson was second with 90 stops while Hyder was third with 56 tackles and a team-leading 14.0 tackles for a loss and six sacks. He tallied 10.5 of those TFLs during Big 12 play, leading the conference.

Kaufman, who has coached in 13 bowl games, helped lead Texas Tech to a victory over Minnesota in the 2012 Meineke Car Care Bowl of Texas. A former defensive coordinator at North Carolina and Mississippi, Kaufman also has coached at Southern Miss, Middle Tennessee State, East Carolina, Arkansas Tech and Louisiana Tech.

Kaufman joined the Red Raiders from the University of North Carolina and was named the defensive coordinator for the Tar Heels when Everett Withers was given the title of interim head coach. Kaufman served the first two years at North Carolina as the linebackers coach. He helped guide the Tar Heels to a No. 48 national ranking in total defense in 2011, a No. 26 ranking in rush defense and an appearance against Missouri in the Independence Bowl.

Under his guidance, Carolina developed several outstanding linebackers, including 2011 NFL Draft picks Bruce Carter (second round, Dallas) and Quan Sturdivant (sixth round, Arizona), and current standouts Kevin Reddick and Zach Brown.

Despite injuries to Sturdivant and Carter in 2010, the Tar Heels still finished fourth in the ACC and 30th in the country in total defense. Reddick and Brown were the team's top tacklers.

Carolina's linebackers helped lead a defense that finished first in the ACC and sixth in the nation in total defense in 2009. The Tar Heels were 10th in the nation against the run and finished 13th in scoring defense. Carolina was the only defense in the country to finish among the top 15 in total yards allowed, scoring, rushing, passing, pass efficiency, third down percentage and tackles for losses. Sturdivant earned All-ACC honors and Carter was a second-team pick.

Kaufman spent three seasons at Middle Tennessee as the Blue Raiders linebackers coach and two seasons as defensive line coach at East Carolina. Prior to joining the staff at ECU, Kaufman spent two seasons as the defensive coordinator and linebackers coach at Arkansas Tech.

A 1980 graduate of the University of Arkansas at Monticello, Kaufman had two stints at Mississippi, coaching in Oxford for a total of 10 years. He spent six years as the Rebels' defensive coordinator and linebackers coach, coaching under UC head coach Tommy Tuberville from 1995-98.

Kaufman was a two-time All-America linebacker during his playing days at Arkansas-Monticello and followed his four-year career with the Boll Weevils by taking a graduate assistant position at Delta State University.

He earned his first full-time coaching job in 1983 when he became the outside linebackers coach at Northwestern State University (La.). In 1987, he was named defensive coordinator/linebackers coach at Northwestern State.

He left there the following year for Ole Miss to coach the Rebels' outside linebackers and defensive ends. While at Ole Miss, Kaufman helped guide the Rebels to back-to-back bowl appearances (1989 Liberty Bowl and 1991 Gator Bowl) for the first time since the 1970s.

Four years later, Kaufman was named the defensive coordinator/linebacker coach at Louisiana Tech University, where he remained until returning to Ole Miss in 1995. In 1992, his defensive unit ranked in the top five nationally.

He again served as the Rebels' defensive coordinator and linebacker coach for the next six years. During his second stint at Ole Miss, Kaufman helped the Rebels to four straight bowl berths (1997-2000), and his 1999 defense ranked fourth nationally in rushing defense.

A native of Dermott, Ark., Kaufman has three daughters: Tara, Taylor and Madison.



## PERSONAL INFORMATION

Born: Dec. 23, 1957  
Hometown: Dermott, Ark.  
Children: Tara, Taylor and Madison  
Education: Arkansas-Monticello (1980, B.S)

## PLAYING CAREER

1976-79 Arkansas-Monticello (linebacker)

## COACHING CAREER

Year	School.....	Position
1983-86	Northwestern State.....	Linebackers
1987	Northwestern State.....	Defensive Coordinator/LB
1988-92	Ole Miss.....	Outside Linebackers/Defensive Ends
1993-94	Louisiana Tech.....	Defensive Coordinator/LB
1995-2000	Ole Miss.....	Defensive Coordinator/LB
2001-02	Arkansas Tech.....	Defensive Coordinator/LB
2003-04	East Carolina.....	Defensive Coordinator/LB
2005-07	Middle Tennessee.....	Linebackers
2008	Southern Miss.....	Defensive Line/Special Teams
2009-10	North Carolina.....	Linebackers
2011	North Carolina.....	Defensive Coordinator/LB
2012	Texas Tech.....	Defensive Coordinator
2013-	Cincinnati.....	Defensive Coordinator

## BOWLS COACHED IN

Year	School.....	Bowl
1989	Ole Miss.....	Liberty
1991	Ole Miss.....	Gator
1992	Ole Miss.....	Liberty
1997	Ole Miss.....	Motor City
1998	Ole Miss.....	Independence
1999	Ole Miss.....	Independence
2000	Ole Miss.....	Motor City
2006	Middle Tennessee.....	Motor City
2008	Southern Miss.....	New Orleans
2009	North Carolina.....	Meineke Car Care
2010	North Carolina.....	Music City
2011	North Carolina.....	Independence
2012	Texas Tech.....	Meineke Car Care of Texas

# STEVE CLINKSCALE

DEFENSIVE BACKS | ASHLAND '00

Steven Clinkscale joined the University of Cincinnati staff in February of 2013.

He came to Cincinnati after a year coaching the cornerbacks at Illinois.

During his year at Illinois, Clinkscale mentored Honorable Mention All-Big Ten selection Terry Hawthorne while the Fighting Illini ranked in the Top-20 nationally in pass defense, surrendering under 200 yards passing per game.

He joined the Illini staff after spending three seasons at Toledo, including the last two as the cornerbacks coach and special teams coordinator. Under his leadership, Toledo's cornerbacks played a key role in the Rockets' defensive resurgence, while special teams were a strong suit during Clinkscale's tenure at UT. The kickoff return team ranked 11th in the nation in 2010 and the punt return unit ranked 17th in 2011.

In 2011, Clinkscale helped the Rockets become a national leader in takeaways, as Toledo ranked 16th in turnovers gained in 2011. UT also ranked third in the nation in turnover margin and 29th in third-down defense in 2011. Clinkscale guided the Rockets to a No. 17 finish in punt return average in 2011, which helped Toledo to a 9-4 campaign and a victory in the Military Bowl.

Clinkscale also helped develop Eric Page into one of the most electrifying return men in college football, as Page was named a third-team All-American by Phil Steele and a finalist for the Paul Hornung Award, given annually to the nation's most versatile player. Page also was named first-team All-Mid-American Conference as a receiver, kickoff returner and punt returner.

Toledo went from allowing 37.7 points per game in 2009 to 28.5 in 2010. The Rocket 'D' also increased its forced turnovers from 21 to 34, the fifth-highest takeaway total in the nation in 2010, and tied for eighth-most interceptions in the country with 20. UT also finished 11th in the nation in kickoff return average, helping propel Toledo to an 8-5 season and its first bowl appearance in five years.

In 2010, Clinkscale helped guide junior Desmond Marrow as he returned to the lineup after a nearly two-year absence. Marrow responded with an outstanding season, with 72 tackles, three interceptions and six pass breakups. On special teams, Clinkscale helped coach Page, who averaged 31.1 yards per return, earn numerous first-team All-America honors. He was the only player in the FBS to return three kickoffs for touchdowns.

Clinkscale went to Toledo with eight years of college coaching experience: one year at Western Carolina (2008) and seven seasons at Division II Ashland University (2001-07). In his only season at Western Carolina, Clinkscale worked with the Catamount defensive backs in addition to serving as Western's academic liaison.

During his seven seasons at Ashland, Clinkscale served mostly as a secondary coach, spending his final season as the linebackers coach. Clinkscale also served as the academic liaison at AU, where the football team routinely posted combined GPAs of 3.0 or better.

Clinkscale mentored two All-Americans (Devin Conwell and Toure Carter) and two Cactus Bowl (NCAA Division II All-Star game) participants at Ashland. Conwell was named the 2005 GLIAC Defensive Back of the Year.

A native of Youngstown, Ohio, Clinkscale was a four-year starter and a team captain at Ashland. He played in the 2000 Snow Bowl, the Division II all-star game. He earned his bachelor's degree in sports science, with a concentration in therapeutic recreation, in 2000.

Clinkscale and his wife, Jasena, have four sons: Isaiah, Elijah, and twins, Zion and Zivon.



## PERSONAL INFORMATION

Born: Sept. 21, 1977  
Hometown: Youngstown, Ohio  
Wife: Jasena  
Children: Isaiah, Elijah, Zion, Zivon  
Education: Ashland (2000, B.S.)

## PLAYING CAREER

1997-00 Ashland (Defensive Back)

## COACHING CAREER

Year	School.....	Position
2001-07	Ashland.....	Linebackers/Defensive Backs
2008	Western Carolina .....	Defensive Backs
2009-11	Toledo .....	Cornerbacks/Special Teams Coord.
2012	Illinois .....	Cornerbacks
2013-	Cincinnati .....	Defensive Backs

## BOWLS COACHED IN

Year	School.....	Bowl
2010	Toledo .....	Little Caesars Pizza Bowl
2011	Toledo .....	Military Bowl



# ROBERT PRUNTY

ASSOCIATE HEAD COACH/DEFENSIVE ENDS | ALABAMA A&M '88

Robert Prunty joined the University of Cincinnati football staff in January 2013 as the associate head coach and defensive ends coach.

Prunty, who spent the previous three seasons at Texas Tech University, was named the 2010-11 and 2011-12 Big 12 Conference Recruiter of the Year.

Prunty was part of a strong defensive turnaround in 2012 as the Red Raiders finished the regular season ranked No. 39 in the NCAA FBS in total defense after finishing No. 114 in 2011.

Kerry Hyder was a Second-Team All-Big 12 selection, finishing third on the squad with 56 tackles and a team-leading 14.0 tackles for a loss and six sacks. He tallied 10.5 of those TFLs during Big 12 play, leading the conference.

Prunty, who joined the Red Raiders in 2010 from Hargrave Military Academy, put his mark on the Red Raider football program almost immediately. Prunty was an integral part in signing the highest rated football recruiting class in school history in 2011. For his efforts, he was named the 2010-11 Big 12 Recruiter of the Year by both Rivals and Scout.

His recruiting skills again paid off for the Red Raiders in 2012 as Texas Tech landed its second-highest rated class in school history. And yet again, Prunty was named the Big 12 Recruiter of the Year by Scout.com and Fox Sports.

Prunty's football knowledge and the ability to recruit were the reasons he was brought on board to help Tommy Tuberville install and championship level football program. Since 2002, Prunty served as the head football coach at Hargrave Military Academy where 27 of his players went on to the National Football League (NFL). Since 1999, the academy has been responsible for six first-round draft choices including two first-round players coached by Prunty. The academy has also produced two players faced by Texas Tech in bowl games: Virginia offensive tackle Branden Albert and Mississippi defensive tackle Peria Jerry. Albert and Perrywere first-round picks by Kansas City and Atlanta, respectively.

Prior to his tenure at Hargrave, Prunty led a resurgence at Gretna High School in Gretna, Va., as he redirected a program that lost 44 consecutive games between 1991-1995 and went 11-1 in his final season there in 2001. Gretna went on to become a powerhouse, winning multiple state championships.

Prunty is a Chatham, Va., native and a 1983 Hargrave Military Academy graduate. He earned his bachelor's degree in social work from Alabama A&M in 1988. Coach Prunty and his wife Kimberly have a son, Robert Prunty Jr., and a daughter Gabrielle.



## PERSONAL INFORMATION

Born: Dec. 23, 1964  
Hometown: Chatham, Va.  
Wife: Kimberly  
Children: Robert Jr., Gabrielle  
Education: Alabama A&M (1988, B.S.)

## PLAYING CAREER

1983-84	Hampton University
1985-88	Alabama A&M University

## COACHING CAREER

Year	School.....	Position
1993-2001	Gretna HS .....	Head Coach
2002-09	Hargrave Military Academy .....	Head Coach
2010-12	Texas Tech.....	Defensive Ends
2013-	Cincinnati .....	Associate Head Coach/DE

## BOWLS COACHED IN

Year	School.....	Bowl
2010	Texas Tech.....	TicketCity
2012	Texas Tech.....	Meineke Car Care of Texas

# FRED TATE

DEFENSIVE LINE | SOUTHERN MISS '97

Fred Tate, a 16-year coaching veteran, enters his first season at the University of Cincinnati coaching the defensive line.

Tate, who spent the 2012 campaign at Texas Tech, has had FBS coaching stints at Marshall, Tennessee-Chattanooga, Southern Miss, East Carolina and Middle Tennessee State, Texas State and Jacksonville State.

Tate helped guide a strong defensive turnaround in 2012 as the Red Raiders finished the regular season ranked No. 39 in the NCAA FBS in total defense after finishing No. 114 in 2011.

Kerry Hyder was a Second-Team All-Big 12 selection, finishing third on the squad with 56 tackles and a team-leading 14.0 tackles for a loss and six sacks. He tallied 10.5 of those TFLs during Big 12 play, leading the conference. Leon Mackey was an honorable mention all-league honoree.

Prior to joining the Red Raiders, Tate coached at Marshall from 2010-11. In 2011, Tate coached the defensive line and the Herd excelled among FBS teams in tackles for loss (8th, 102), fumbles recovered (T-14th, 15), fourth down efficiency defense (19th, 38.89 percent), red zone efficiency (T-19th, 88 percent) and turnovers gained (T-19th, 29). DE Vinny Curry was the 2011 Conference USA Defensive Player of the Year, a First-Team All-C-USA selection and a three-time All-America selection (FWAA, CBSSports.com, Walter Camp FB Foundation). Marshall won the Beef O'Brady's Bowl over Florida International.

In his first season with the Herd in 2010, Tate coached the safeties and saw two of his pupils, Donald Brown and Omar Brown, earn an Honorable Mention All-Conference USA selection.

Prior to being at Marshall, he spent time as the defensive line coach at both Tennessee-Chattanooga and Southern Miss. During his tenure at UTC, Tate mentored Southern Conference Defensive Player of the Year and First-Team All-Southern Conference selection Josh Beard.

While at Southern Miss, one of his Golden Eagle defenders, Tom Johnson, earned All-Conference USA honors in 2005. USM finished 7-5 in 2005 and 9-5 in 2006. The 2005 squad was New Orleans Bowl Champions with a 31-19 victory over Arkansas State. The 2006 Eagles claimed the Conference USA East Division title, played Houston in the C-USA Championship Game and defeated Ohio University 28-7 in the GMAC Bowl.

Tate's coaching career began in 1997 at East Central Community College in Mississippi where he coached tight

ends and receivers. He moved to Jacksonville State in 1998 and served as the defensive line and special teams coach for two years. While with the Gamecocks, he mentored Mark Word who played in the National Football League for the Kansas City Chiefs and the Cleveland Browns.

The 2000 season saw him return to the junior college level, coaching the defensive line, punting and kicking teams at East Mississippi Community College. He served as the defensive line coach at Southwest Texas State in 2001 and at Middle Tennessee in 2002. At Southwest Texas, he guided Clenton Ballard to All-America status. Ballard went on to play in the NFL for the Jacksonville Jaguars and the San Diego Chargers.

Tate joined former Southern Mississippi defensive coordinator John Thompson at East Carolina in 2003. He coached the Pirates' outside linebackers for two years and assisted with special teams.

A native of Hattiesburg, Miss., Tate enlisted in the United States Army upon high school graduation. He served five years as a combat engineer in the Airborne Division. He earned an Army Commendation Medal and was named Soldier of the Quarter three times.

Following his service, Tate attended East Central Community College in Decatur, Miss., where he was a JC Gridwire All-America selection as a sophomore and was voted the Most Valuable Offensive Player of the National Junior College All-Star Game.

His playing career continued at Southern Mississippi, playing defensive end and tackle in 1995 and 1996 for Coach Bower. The Golden Eagles were charter members of Conference USA in 1996 and won the league's first football championship that season with a 4-1 mark. The 8-3 overall record included a victory over Georgia and a seven-game winning streak.

Tate earned his bachelor's degree in human performance from Southern Miss in 1997.



## PERSONAL INFORMATION

Born: Oct. 31, 1968  
Hometown: Hattiesburg, Miss.  
Education: Southern Miss (1997, B.S.)

## PLAYING CAREER

1993-94 East Central CC  
1995-96 Southern Miss (Defensive End)

## COACHING CAREER

Year	School.....	Position
1997	East Central CC .....	Tight Ends/Wide Receivers
1998-99	Jacksonville State.....	DL/Special Teams
2000	East Mississippi CC .....	Defensive Line
2001	Southwest Texas State .....	Defensive Line
2002	Middle Tennessee State.....	Defensive Line
2003-04	East Carolina .....	Outside Linebackers
2005-07	Southern Miss .....	DT/OLB
2008-09	Tennessee-Chattanooga .....	Defensive Line
2010-11	Marshall.....	Safeties/Defensive Line
2012	Texas Tech.....	Defensive Line

## BOWLS COACHED IN

Year	School.....	Bowl
2007	Memphis.....	New Orleans
2008	Memphis.....	St. Petersburg
2010	Tennessee .....	Music City

## GRADUATE ASSISTANTS &amp; QUALITY CONTROL STAFF



**LUKE GOODWIN**  
DEFENSIVE GRAD ASST.



**EDDIE HICKS**  
DEFENSIVE GRAD ASST.




**MARCUS LEWIS**  
DEF. QUALITY CONTROL



**MARK MCMILLAN**  
DEF. QUALITY CONTROL



**MARC NUDELBURG**  
OFFENSIVE GRAD ASST.



**JESSE SMITH**  
OFF. QUALITY CONTROL



**LADARRIUS STALLINGS**  
OFFENSIVE GRAD ASST.

## SUPPORT STAFF

## ANTRIONE ARCHER

DIRECTOR, PLAYER DEVELOPMENT



**A**ntrione Archer joined the Bearcats in the Summer of 2011 as the Director of Player Development.

In his role, Archer will work directly with UC's student-athletes, providing guidance and counsel and ensuring they are adhering to the program goals and policies regarding intellectual, social, spiritual, physical, and skill development.

He will also help manage many of UC's off-the-field responsibilities including overseeing the highly-successful Cats In The Community program. Prior to joining the Bearcats, Archer worked in private business in Cincinnati for several years.

The Tennille, Ga. native was a two-year letterwinner for head coach Butch Jones at Central Michigan (2007-08). He overcame a viral heart condition which caused him to miss the 2005 and 2006 seasons. He was part of two Mid-American Conference Championship teams and a Motor City Bowl Championship squad.

He earned a bachelor's degree in sports management with a minor in marketing from CMU in 2008.

Archer and his wife Twinkle have a son Antrione Jr.

## GREG BRUNER

DIRECTOR, FOOTBALL VIDEO



**G**reg Bruner started his second stint as the football video coordinator at the University of Cincinnati in 2011.

He is responsible for the preparation of weekly scouting reports, film breakdown, and implementation of recruiting weekends, motivational videos, daily practice video, and overseeing a staff of student assistants.

Bruner, a 2003 graduate of UC, returned to the Bearcats program after five seasons at the University of Illinois in the same position.

He previously headed the Bearcats video operation from 2003-05 before joining the Fighting Illini. In addition to his video duties at UC, Bruner also assisted with team travel, gameday personnel, banquets, and alumni weekends.

Bruner, a native of Fairfield, Ohio, is a 2003 graduate of Cincinnati where he received a Bachelor's degree in political science. During his time as an undergraduate, he served as a video intern for four years.

Bruner and his wife, Heather, have three children: daughters, Emma and Eva, and a son, Tyler.

## SHERRY MURRAY

EXECUTIVE ASSISTANT TO THE HEAD FOOTBALL COACH



**S**herry Murray joined the UC football staff in 2010 as the executive assistant to the head football coach.

In her current role, Murray coordinates event scheduling and is responsible for all staff and office operations as well as coordinating all events surrounding the football program.


Prior to joining the football staff, Murray served as the administrative coordinator in the UCATS office from 2008-2010 where she was responsible for the day-to-day operations of the UCATS office and coordination of all UCATS events.

Prior to coming to UC, she was employed by the Northwest Local School District from 1999-2008. For the first eight years she was the assistant to the head football coach and assistant principal and finished out her ninth year in the school board administration office of student services.

Murray has been a lifelong resident of Cincinnati, and earned an associate's degree from the University of Cincinnati in applied business in 1991. She and her husband Mark are the proud parents of Jacob and Luke Murray.

## DAVID NEILL

ASST. DIRECTOR, FOOTBALL STRENGTH &amp; CONDITIONING



**D**avid Neil came to the University of Cincinnati in January of 2013 as an assistant director of football strength and conditioning.

Neill came to UC after serving the 2012 season as an assistant football strength and conditioning coach at his alma mater, Texas Tech.

He played in 36 games for the Red Raiders, seeing action on the offensive and defensive lines and on special teams. He played defensive tackle until early in the 2010 season and moved to the offensive line, playing every position except for center.

He finished his senior campaign in 2011 with 81 tackles, including 53 solo stops, nine tackles for a loss, six sacks, two forced fumbles and four pass break ups. He was a two-time First-Team Academic All-Big 12 selection as a junior (2010) and a senior (2011).

Neill earned a pair of degrees in Lubbock, a bachelor's in exercise science in 2011 and a master's in sport management in 2012.

Neill, a native of Highland Village, Texas, and his wife Ally, live in Northern Kentucky.

## BLAKE REID

DIRECTOR OF ATHLETIC EQUIPMENT



**B**lake Reid joined the University of Cincinnati staff in the summer of 2013 as the director of athletic equipment, working directly with the Bearcats' football team.

Reid handles all day-to-day aspects of the football program's equipment needs, including purchasing, maintenance, organization, as well as coordination of the 12-member student assistant program.

Reid came to UC after serving as an assistant equipment manager for the Army Athletic Association from 2007-13. His primary focus was on the day-to-day operations of the Army's football team. In addition, he served as the head men's and women's basketball equipment manager, placing him in charge of the budgeting, purchasing, inventory, and issuance of all team-issued apparel.

Reid graduated from Iowa State University with a degree in Kinesiology. During his time at Iowa State, he had the opportunity to be part of the football team in a student manager role.

Reid has also served as a volunteer equipment manager for the 2008 East-West All Star college football game. He was also heavily involved in the creation of the 2008, 2011 and 2012 Army-Navy Pro Combat uniforms as well as the Black Knights' men's basketball vintage uniforms and women's basketball's "Pink Zone" uniforms. Reid is a native of Onslow, Iowa, and lives in Cincinnati.

## PATRICK SCREEN

ASST. DIRECTOR, FOOTBALL EQUIPMENT OPERATIONS



**P**atrick Screen joined the University of Cincinnati staff in July of 2013 and serves as the assistant director of football equipment operations.

Screen assists head equipment manager Blake Reid in the day-to-day operations of the football equipment room in the Richard E. Lindner Center.

Screen's responsibilities include the maintenance and organization of all football practice and game equipment, laundry, fitting and helping oversee the 10-member student assistant program.

For home and away games and practices Screen oversees the setup and teardown of Nippert Stadium and UC's home and game locker rooms.


He joined UC after stints with Georgia Southern and Nevada as an assistant equipment manager.

Screen earned his bachelor's degree from Appalachian State University in 2010 where he served as a student manager.



## SUPPORT STAFF

## ORLANDO SMITH

ASST. DIRECTOR, FOOTBALL STRENGTH & CONDITIONING  
CINCINNATI '99

**F**ormer University of Cincinnati standout Orlando Smith returned to the Bearcats in December of 2012 as the assistant director of football strength and conditioning.

Smith spent the previous four seasons at Texas Tech University and the past three under current UC head coach Tommy Tuberville.

Prior to Tech, Smith served as an assistant strength and conditioning coach at the University of South Carolina from 2005-2008, after spending two years at the University of Kansas in a similar role.

Following graduation in 1999, Smith took a position as running backs coach at Thomas More College in Kentucky, before moving on to his first NCAA FBS position as a graduate assistant strength coach for football at the University of Minnesota.

A former all-conference running back for the University of Cincinnati in the late 1990's, Smith helped lead the Bearcats to the 1997 Humanitarian Bowl championship. He twice earned All-Conference USA honors.

Smith graduated from UC in 1999 with a degree in criminal justice/psychology.

While with the Minnesota program, he earned a master's degree in sport management in December of 2002.

## VINCE SURIANO

DIRECTOR, HIGH SCHOOL &amp; PLAYER RELATIONS



**V**ince Suriano, a long-time head coach at Anderson High School, joined the University of Cincinnati football staff as director of high school and player relations in February of 2013.

Suriano joins UC after a season as the senior offensive assistant and quarterbacks coach at Thomas More College. In his role at UC, he will manage the Bearcats' on-campus recruiting program and focus on outreach and relationships with high school programs within the tri-state area.

Suriano spent the 2007-11 seasons at the College of Mount St. Joseph, where he was the associate head coach and offensive coordinator, helping lead MSJ to a conference championship in 2009 and playoff appearances in 2007 and 2009.

Prior to Mount St. Joseph, Suriano served as the head coach at Anderson High School from 1987-2007. During that time, he had a 147-61 record and had three undefeated regular seasons, won 12 conference championships and appeared in the state playoffs nine times.

He was inducted into the Anderson HS Hall of Fame in the spring of 2012 and the Ohio High School Football Coaches Association Hall of Fame in June 2013.

He also served as the head coach at Cadiz High School from 1984-1987 and as an assistant coach at Martins Ferry High School from 1974-1984.

Suriano, who earned his bachelor's degree from West Liberty State College and his master's degree from the University of Dayton, is a member of the Ohio High School Coaches Association, Southwest Ohio Football Coaches Association, American Football Coaches Association, National Education/Ohio Education Association and the Fellowship of Christian Athletes.

Suriano and his wife Crystal have two sons, Michael and Christopher, three grandchildren and live in Anderson Township in Cincinnati.

## JOE WALKER

DIRECTOR, FOOTBALL STRENGTH & CONDITIONING  
LOCK HAVEN '02

**J**oe Walker joined the UC football staff in December of 2012 as the director of football strength and conditioning.

Walker comes to UC after three years in the same role at Texas Tech University under current UC head coach Tommy Tuberville.

Walker joined the Red Raiders in 2010 after spending two seasons as an assistant strength coach at Auburn, as he joined the Tiger staff in February 2007.

His arrival at Auburn in 2007 was not his first stint with the Tigers as he served as a graduate assistant from May 2003 until May 2005 where he worked directly with the football program

then led by Tuberville. Following his graduate assistantship at Auburn, he moved to Texas where he served as an assistant strength coach at TCU from May 2005 until January 2007. Walker also gained experience through brief stints at Kansas State and Pittsburgh.

Walker earned a bachelor's degree in recreation management/fitness option from Lock Haven University in 2002 and a master's degree in adult education from Auburn in 2004.

He and his wife Lauren have three sons, Caden, Colby and Caleb.

## MIKE WAUGH

DIRECTOR, FOOTBALL RECRUITING



**M**ike Waugh joined the University of Cincinnati football staff in 2012 as the director of football recruiting.

He came to UC after three years in a similar role at Marshall University.

Waugh oversees the day-to-day operations of the recruiting program including database management, organizing all official and unofficial visits, coordinating special events associated with recruiting, managing the current roster and recruiting budgets as well as administering all recruiting paperwork including transcripts and scholarship documents.

He also serves as the Bearcats' NFL liaison, coordinates the walk-on program, and assists with football camps and coaches' clinics.

He was the acting director of high school relations from 2009-2010 before being named permanently to that spot in Aug. 2010. In his role, Waugh oversaw Marshall's recruiting operation, coordinating the school's on-campus program, working with the coaching staff on planning visits and recruiting trips and also served as the departmental liaison on external matters. He later served as an interim assistant coach from Dec. 2011 to Feb. 2012, adding on the road recruiting responsibilities during staff changeover.

He started at Marshall in July of 2008, serving as the graduate assistant for recruiting; assisting in all aspects of the Thundering Herd's recruiting operations.

Waugh started his career as a football operations intern and recruiting assistant at Ohio University while he was an undergraduate. In that role, he supported the staff in the day-to-day operations of the program, served as the point person for the Bobcats' on-campus recruiting efforts and helped coordinate on-campus visits.

The Cleveland, Ohio native earned his bachelor's degree in sports science at Ohio in 2008 and also earned a master's degree in athletic administration from Marshall in 2010.

## JOHN WIDECAN

ASST. AD/FOOTBALL OPERATIONS



**J**ohn Widecan begins his 24th season with the University of Cincinnati Football Program.

As the Assistant Director of Athletics for Football Operations, he is in charge of the day-to-day operations for the team, including duties such as team travel, recruiting operations, events, camps, clinics, team schedule, technology, and other facets of the football program.

Widecan joined the Bearcats in 1989 as a graduate assistant football coach. He was promoted in 1991 to a full-time administrative position in which he assisted with day-to-day operations and assumed the duties of video director for the football team. Widecan was recognized as the 1997-98 Conference USA Video Coordinator of the Year by the Collegiate Sports Video Association.

As his responsibilities continued to expand, he was named the Director of Football Operations in 2000, and the program hired a video coordinator to handle the increased team video needs.

Prior to coming to UC, Widecan began his career as defensive line coach at his alma mater, Mercyhurst.

A native of Wickliffe, Ohio, he was an all-conference and all-area performer at Wickliffe High. He earned Football News Division III all-America honors as well as all-ECAC acclaim at Mercyhurst.

He earned his bachelor's degrees in mathematics and education in 1988. He later received his master's degree in criminal justice from UC in 1990.

His family includes his wife, Michelle, and children Mallory, a student at UC, Collin (15), and J.P. (7).

## MEDICAL STAFF

**DR. ANGELO COLOSIMO**

DIRECTOR OF ORTHOPAEDIC SERVICES



**A**ngelo J. Colosimo, M.D. is currently an Assistant Professor, Director of the Division of Sports Medicine and Director of Orthopaedic Services for University of Cincinnati Department of Athletics.

Colosimo is in his 22nd season as Team Orthopaedic Surgeon for the University of Cincinnati and also served in the same role for the Cincinnati Bengals Football Club from 1999-2011. He is the co-director of the University of Cincinnati/Wellington Sports Medicine Fellowship.

Dr. Colosimo takes an active role in the Greater Cincinnati community by supporting and providing medical coverage for several area high schools.

A native of Yonkers, N.Y., Dr. Colosimo was a two-time first-team academic all-America running back at Colgate University. He signed as a free agent with the New England Patriots and eventually entered New York University School of Medicine, where he obtained his M.D.

Dr. Colosimo conducted his orthopaedic residency training at the Duke University Medical Center and assisted in the care of the Blue Devil athletics teams. Upon completion of his orthopaedic residency, he moved on to a Sports Medicine Fellowship with the Kentucky Sports Medicine Clinic in Lexington, Ky., and served as assistant orthopaedic surgeon to both Kentucky and Eastern Kentucky athletics.

Dr. Colosimo is a member of numerous societies, including The American Orthopaedic Society for Sports Medicine, Arthroscopy Association of North America, American Academy of Orthopaedic Surgeons and many others. He also is on the board for Greater Cincinnati Chapter of the National Football Foundation and College Hall of Fame.

As the director of the sports medicine division in the department of orthopaedics at the University of Cincinnati, Dr. Colosimo is involved in the education of residents and sports medicine fellows. He is involved in ongoing sports medicine research and lectures regionally and nationally on numerous sports medicine topics.

**DR. JON DIVINE**

HEAD TEAM PHYSICIAN



**D**r. Jon Divine is in his fourth season as head team physician for the University of Cincinnati Department of Athletics and his third year with the football team.

Divine, who will split time between UC Orthopedics and the Cincinnati Children's Hospital Sports Medicine program, worked primarily with the Bearcats football team during the 2009-10 season.

Divine, who has served as the medical director in sports medicine at Cincinnati Children's since 2004, came to Cincinnati from Houston, where he was on the clinical and teaching faculty of Southwest Memorial Family Practice. He also was medical director of The Wellness Institute of Memorial-Hermann Healthcare System and team physician for the University of Houston and the Houston Comets women's basketball team.

He earned his medical degree at the University of Texas Medical Branch at Galveston and completed his residency in the family medicine department at Baylor College of Medicine. He is board certified in family practice and is a fellow in the American College of Sports Medicine.



**DR. JIM ELLIS**  
TEAM OPTOMETRIST



**DR. JEROME MCMAHON**  
TEAM DENTIST

**BOB MANGINE**

ASSOCIATE AD/SPORTS MEDICINE



**B**ob Mangine's extensive experience in the field of athletics training makes him well-suited to diagnose and treat injuries as well as advising on their prevention.

As athletics trainer for football, Mangine supervises a program that addresses the health and well-being of the Bearcats on a year-round basis by drawing from over three decades of experience in sports medicine.

Mangine, who assumed the football duties in 2005, has served as Director of Rehabilitative Services at the University of Cincinnati since 2002. He has worked with both amateur and professional athletes since 1976, when he first arrived at UC. In 1982, he assisted in the development of the nationally recognized Cincinnati Sportsmedicine and Orthopaedic Center. After serving approximately 10 years with the organization, he started his own practice which merged with NovaCare Rehabilitation in 1998.

While he was a student at the University of Pittsburgh, Mangine launched his career in athletics training. He served as assistant trainer of the Pittsburgh Condor Basketball Club and as head athletics trainer at the Community College of Allegheny County prior to graduation in 1977.

Mangine served as director of rehabilitation at UC from 1977-80 while earning his master's degree. After two years as an assistant professor of physical therapy at the Medical College of Virginia, he returned to Cincinnati to work in private clinics.

Mangine currently serves as National Director of Clinical Research and Education for NovaCare and is President of MBM Consultants, which provides management for physical therapy and occupational therapy management.

A 25-year award recipient of the National Athletic Trainers Association, he was the head athletic trainer for the aquatic teams at the 1996 Olympics, and the Goodwill Games of 1986, 1990 and 1998. He is a charter member of the Sports Physical Therapy Section Hall of Fame.

**EMI MATSUNO**

ASSOCIATE HEAD ATHLETIC TRAINER, FOOTBALL



**E**mi Matsuno came to the University of Cincinnati in 2008 as an assistant athletic trainer. She was promoted to associate head athletic trainer for football prior to the 2012 season.

Prior to her time with the Bearcats, she was a student athletic trainer at the University of Illinois from 2004-08.

Matsuno, a native of Saporro, Japan, earned her bachelor's degree in kinesiology and athletic training from Illinois in 2008.

**JOSEPH T. RAUCH**

HEAD ATHLETIC TRAINER



**J**oseph T. Rauch joined the University of Cincinnati staff in 2010 as an assistant athletic trainer. He has served as the director of rehabilitation for football and the head athletic trainer for baseball.

He was promoted to his current role of head athletic trainer prior to the 2012 season. He works directly with the football and men's basketball programs while overseeing the day-to-day operations of the training room.

Prior to coming to UC, Rauch was an athletic trainer at PRO Physical Therapy in Wilmington, Del.

He was a graduate assistant athletic trainer at Widener University while completing his masters degree from 2006-09.

Rauch earned his bachelors degree in rehabilitation science from Pittsburgh in 2005.

# WHIT BABCOCK

DIRECTOR OF ATHLETICS

**W**hit Babcock was officially announced as the University of Cincinnati's 14th Director of Athletics on Oct. 22, 2011.

Babcock, a former college baseball player, joined the Bearcats following five years at the University of Missouri, where he served as the executive associate director of athletics.

The Bearcats' leader has initiated a new administrative structure within the department, proposed a comprehensive vision and capital campaign for athletic facility enhancement including an \$86-million renovation and expansion to Nippert Stadium, set forth a scholarship enhancement plan for Olympic sports, crafted a three-year strategic plan for all facets of the program, hired head coaches in football, baseball, men's track and field, lacrosse, volleyball and women's soccer and implemented numerous external relations strategies to connect and engage with Bearcats' alumni, donors, fans, and students.

His background in fundraising, marketing, promotions, ticket sales, licensing and multimedia partnerships were key attributes in support of his hiring. In his introductory press conference, Babcock cited three guiding principles for his vision for the athletic department's future: commitment to comprehensive excellence, centering the department's focus on the student-athlete experience, and engaging the community.

The department operates under Babcock's ONE TEAM philosophy which is centered on the core values of Integrity, Respect, Determination and Excellence working together as 547 student-athletes, 150 staff, 19 sports and ONE TEAM.

Over the past year, Babcock has implemented numerous changes in the academic area aimed at enhancing the student-athlete experience, reinstated and enhanced scholarship funding to Olympic sports, added men's indoor track and field as the department's 19th sport and streamlined his executive team to ensure better lines of communications across the department and University community.

Nippert Stadium, the venerable home field for the UC football team, will undergo an \$86-million renovation over the next 18 months. The renovation and expansion project, which focuses on the east and west sides of the stadium will add new premium seating options while enhancing the gameday experience for all fans. The project will utilize private donations and premium seating revenues and no University general funds will be allocated. The project is scheduled to be completed prior to the 2015 season, the 100th anniversary of the start of original construction on the stadium.

The 2012-13 season was another successful one for the Bearcats that saw the football team win its fourth conference championship in five seasons and the men's basketball squad earned a spot in the NCAA Tournament for the third straight year. Former national coach of the year Tommy Tuberville was hired as the football head coach, David Tepe won the BIG EAST Men's Golf Individual Championship and the Bearcats had three track All-Americans, Mackenzie Fields (pole vault) indoors and Josh Dangel (pole vault) and Terrence Somerville (110 hurdles) outdoors.

The College Swimming Coaches Association of America (CSCAA) named Babcock as the 2013 recipient of the Benjamin Franklin Award. The CSCAA Benjamin Franklin Award is presented to the individual or organization whose efforts best promote the integrity and enhancement of the student-athlete ideal.

UC student-athletes participated in over 5,000 hours of community involvement in the Tri-State Area in 2012.

The Bearcats also opened the \$15-million Sheakley Athletics Center, a complex that will play host to lacrosse games and serve as a practice facility for football and all UC sports in the wintertime.



Having transitioned from an academic calendar of quarters to semesters, the Bearcats had a departmental GPA of 3.028, marking its eighth consecutive grading period with a 3.0 GPA or higher and 14 of the last 15 quarters in which the department had a 3.0 GPA or higher. Overall 11 of 17 teams achieved a GPA of 3.0 or higher.

Nearly 60 percent of all UC student-athletes earned a 3.0 GPA or higher, earning recognition on the Bearcat Honor Roll. Thirty-three percent of all student-athletes achieved a 3.4 GPA or higher earning each of them recognition as Dean's List with 18 who achieved a perfect 4.0 GPA.

The 2012-13 season marked the inaugural year of the newly implemented BEARCATstrong program, which recognizes student-athletes who excel in academic performance, strength and conditioning, personal character and service to others.

"I'm thrilled to be here and to serve UC and the Bearcats Family in this capacity," Babcock said. "It's an honor to serve under President Ono and his dynamic leadership. I'm excited to be able to help build upon our positive momentum and continue to move UC forward."

Babcock's first year at UC was also certainly full of notable highlights, both on the field and in the classroom. The football team won the BIG EAST Conference title and defeated Vanderbilt University in the Liberty Bowl. The men's basketball team reached the title game of the BIG EAST Tournament and advanced to the NCAA Sweet 16.

UC was one of just six schools in the nation to have both its football and men's basketball programs be nationally ranked at the end of the year. Women's basketball earned a berth in the Women's National Invitational Tournament (WNIT) and posted a first-round win. Volleyball won the BIG EAST Tournament Championship and participated in the NCAA Tournament. Women's track had its best-ever finishes in the BIG EAST Championship meet in both indoor and outdoor competition.

Those competitive successes led to UC's highest finish in the Learfield Sports Directors' Cup standings, a system that ranks athletic departments across all sports nationally.

Since becoming UC AD, Babcock has been active on the local and national speaking circuits. He has presented before the National Association of Collegiate Directors of Athletics (NACDA), National Association of Collegiate Women Athletics Administrators (NACWAA) and the 1-A Athletic Directors Association annual institute.

He is a past president of the National Association of Athletic Development Directors (NAADD), serves on the NCAA men's basketball issues committee and in several leadership roles within the American Athletic Conference.

Prior to his time at Missouri, Babcock's 20-year career path included stops at West Virginia University, Auburn University, and James Madison University.

A native of Harrisonburg, Va., Babcock lettered four seasons in baseball at James Madison University and served as team captain his senior year. He earned his bachelor's degree from JMU in 1992. In 1996, he received his master's in sports management from West Virginia University.

He and his wife, Kelly, have three sons: Andrew, Brett and Eli.

## EXECUTIVE STAFF



**BOB ARKEILPANE**  
DEPUTY AD



**DESIREE REED-FRANCOIS**  
SR. ASSOC. AD/SWA



**OMAR BANKS**  
SR. ASSOC. AD/CFO



**BRENDAN FOURACRE**  
SR. ASSOC. AD/FACILITIES



**DR. JOE LUCKEY**  
SR. ASSOC. AD/ACADEMICS



**MAGGIE MCKINLEY**  
SR. ASSOC. AD/COMPLIANCE



# DR. SANTA JEREMY ONO

28TH PRESIDENT OF THE UNIVERSITY OF CINCINNATI



Santa Jeremy Ono, PhD, is the 28th President at the University of Cincinnati. After serving on an interim basis for two months, he was appointed to the presidency on Oct. 23, 2012.

President Ono first arrived at UC in 2010, serving two years as the Senior Vice President for Academic Affairs and Provost. As Provost, he led the development of an Academic Master Plan (AMP) aligned to the university's strategic plan, UC2019. The AMP, unveiled in May 2012, outlined an initial investment of about \$10 million toward long-term strategic goals set for completion in UC's bicentennial year, 2019.

Dr. Ono is the first Asian American to serve as UC's chief executive and one of only a few Asian Americans to serve as president of a major research institution in the United States.

Dr. Ono also serves as Professor of Pediatrics within UC's College of Medicine and Professor of Biology in the McMicken College of Arts and Sciences. Dr. Ono's principal research interests focus on transcriptional regulation in the human immune system, mechanisms of mast cell dependent inflammation on the ocular surface and the immune component of age-related macular degeneration.

Prior to UC, Dr. Ono served at Emory University as Vice Provost for Academic Initiatives and Deputy to the Provost and then Senior Vice Provost for Undergraduate Academic Affairs, also serving as Professor in the Department of Ophthalmology, Emory University School of Medicine.

Earlier in his career, he also served in a variety of teaching, research and administrative positions at the Johns Hopkins School of Medicine, Harvard Medical School (and the Schepens Eye Research Institute), University College London (UCL) and Moorfields Eye Hospital in London.

Effective in July 2013, the U.S. Department of State Office of Foreign Missions appointed Dr. Ono to serve as Honorary Consul of Japan.

Dr. Ono's service in the community includes the Cincinnati Business Committee and the boards of Ohio's Third Frontier, Cincinnati USA Regional Chamber of Commerce, Cincinnati Art Museum, Cincinnati Symphony Orchestra, CincyTech, UC Health, Uptown Consortium, United Way, and Japan America Society of Cincinnati. He chairs the UC Research Institute board, the United Way Research Council and the board of the Global HEED (Promoting Health, Education and Economic Development), and co-chairs the Cincinnati/Northern Kentucky Early Grade-Level Reading Campaign. He is a member of the Chancellor's Ohio Completion Task Force of the Ohio Board of Regents as well as the Executive Committee of the STRIVE partnership and served on the Board of Advisors for Strive for College.

He has served on the Medical Research Council's Medical Advisory Board and College of Experts and the IMS and HAI study sections of the National Institutes of Health. He has consulted widely for companies such as GSK, Cambridge Antibody Technologies plc (now part of Astra Zeneca), Johnson & Johnson, Santen Inc. and Oxagen plc. He is chief scientific officer of iCo Therapeutics Inc., of Vancouver, Canada.

As a scholar and researcher, Dr. Ono has served on the editorial boards of the Journal of Immunology, Journal of Biological Chemistry, Immunology and the Journal of Allergy & Clinical Immunology.

Among his many honors and awards are the American Diabetes Association Career Development Award, the Investigator Award from the National Arthritis Foundation, the Brit Katz Award (Emory University), the Roche Laboratories Award for Excellence in Research, the Pharmacia International Award in Allergy Research. He was elected a Fellow of the American Association for the Advancement of Science in 2012.

Dr. Ono earned his PhD at McGill University and his BA at the University of Chicago. His training in Biochemistry and Molecular Biology at Harvard was supported by a Helen Hay Whitney Foundation Fellowship.



## TRUSTEES

	TERM EXPIRES
Gary Heiman.....	2014
C. Francis Barrett.....	2015
Thomas H. Humes.....	2016
Robert E. Richardson Jr.....	2017
Ronald D. Brown.....	2018
Thomas D. Cassidy.....	2019
William C. "Wym" Portman III.....	2020

## TRUSTEES

Geraldine B. "Ginger" Warner.....	2021
Carl H. Lindner III.....	2022

## STUDENT TRUSTEES

Joshua M. Smith, Graduate Student.....	2014
Benjamin J. Keefe, Undergraduate Student.....	2015

## TERM EXPIRES

## TERM EXPIRES

## OFFICERS

C. Francis Barrett.....	Chairperson
Thomas H. Humes.....	Vice Chairperson
Robert E. Richardson, Jr.....	Secretary





2013 CINCINNATI FOOTBALL

# SEASON IN REVIEW

## 2013 UNIVERSITY OF CINCINNATI FOOTBALL

### 2012 SCHEDULE/RESULTS (10-3, 5-2 BIG EAST)

#### SEPTEMBER

6	<b>PITTSBURGH</b> * (ESPN)	W, 34-10
15	<b>DELAWARE STATE</b> (ESPN3)	W, 23-7
29	No. 25 Virginia Tech ^ (ESPN)	W, 27-24

#### OCTOBER

6	<b>MIAMI (OH)</b> (FOX Sports Ohio)	W, 52-14
13	<b>FORDHAM</b> (ESPN3)	W, 49-17
20	at Toledo (ESPN3)	L, 29-23
26	at No. 16/14 Louisville * (ESPN)	L, 34-31 (OT)

#### NOVEMBER

3	<b>SYRACUSE</b> * (BIG EAST Network)	W, 35-24
10	at Temple * (BIG EAST Network)	W, 34-10
17	No. 22/20 <b>RUTGERS</b> * (BIG EAST Network)	L, 10-3
23	<b>USF</b> * (ESPN)	W, 27-10

#### DECEMBER

1	at Connecticut * (ABC)	W, 34-17
27	vs. Duke ^ (ESPN)	W, 48-34

\*-BIG EAST Conference Game; Home games in **BOLD CAPS**. ^ - FedEx Field - Landover, Md. ^ - Belk Bowl (Charlotte, N.C.)

### 2012 AWARD WINNERS

#### TEAM AWARDS

Brig Owens Outstanding Defensive Back .....	Drew Frey
Brig Owens Outstanding Offensive Back.....	George Winn
C-Club Strothman Award (Academic Excellence)....	Tony Miliano
Claude Rost Offensive MVP .....	George Winn
Claude Rost Defensive MVP .....	Greg Blair
Community Service Award .....	Adam Fearing
Jim Kelly Award (Defense) .....	Dominique Battle/Walter Stewart
Jim Kelly Award (Offense) .....	Brendon Kay
John Pease Outstanding Defensive Lineman.....	Dan Giordano
John Pease Outstanding Defensive Lineman.....	Walter Stewart
John Pease Outstanding Offensive Lineman .....	Austen Bujnoch
Most Valuable Linebacker .....	Greg Blair
Most Valuable Receiver.....	Travis Kelce
Scout Team Defensive Player of the Year .....	Jeff Luc
Scout Team Offensive Player of the Year.....	Deyshawn Bond
Specialist of the Year .....	Kirk Willis
Special Teams Player of the Year .....	Ralph David Abernathy IV

#### ALL AMERICANS

Parker Ehinger.....	FWAA Freshmen All-America Team
---------------------	--------------------------------

#### ALL-BIG EAST CONFERENCE

Greg Blair (LB).....	First Team
Austen Bujnoch (OG) .....	First Team
Dan Giordano (DE).....	First Team
Travis Kelce (TE).....	First Team
Eric Lefeld (OT).....	First Team
Pat O'Donnell (P) .....	Second Team
Walter Stewart (DE) .....	Second Team
George Winn (RB).....	Second Team

### QUICK FACTS

2012 Overall Record .....	10-3
Home/Road/Neutral .....	5-1/4-2/2-0
BIG EAST Record/Finish .....	5-2/t-1st
Final Ranking .....	RV (AP); No. 22 (USA Today)

#### HISTORY

First Year of Football .....	1885
All-time Record .....	571-556-51
All-time Bowl Record .....	8-6
Last Bowl/Opponent .....	2012 Belk/Duke (W, 48-34)



### FOOTBALL FINISHES 10-3 IN SEASON 125

» The University of Cincinnati football team wrapped up its 125th season with a 10-3 record, the sixth double-digit win season in program history, its fourth BIG EAST Conference title in five years and the Bearcats' sixth bowl game in the past seven seasons. UC is the only NCAA FBS AQ team in the nation to win four of its past five league titles. UC is 20-6 over the past two seasons with two BIG EAST titles and wins in the 2011 AutoZone Liberty Bowl against Vanderbilt and 2012 Belk Bowl over Duke.

### STATISTICAL LEADERS

#### PASSING

11

QB BRENDON KAY

6-4, 233, Sr.-1L, Marine City, Mich.

C	A	INT	YDS	TD
87	138	2	1,298	10



The 2012 Belk Bowl MVP after going 17-of-25 for a career high 332 yards and four TDs ... granted a sixth year of eligibility on Dec. 17, 2012 ... played in 11 games, starting the last five at QB and helping to lead UC to a 4-1 record ... was 87-of-138 for 1,298 yards and 10 touchdowns ... averaged 6.4 yards per carry on 48 rushes, tallying 306 yards and adding a pair of TDs.

#### RUSHING

32

RB GEORGE WINN

5-11, 210, Sr.-4L, Southfield, Mich.

RSH	YDS	TD	LG	YPG
243	1,334	13	58	102.6



Earned Second-Team All-BIG EAST honors ... closed out the season with 1,334 yards on 243 carries for 13 TDs ... tallied the second-best rushing season in school history, just 27 yards off DeMarco McCleskey's 1,361 yards in 2002 ... his 46-yard TD scamper against Duke was the longest TD run in Belk Bowl history ... had six games rushing over 100 yards.


#### RECEIVING

18

TE TRAVIS KELCE

6-6, 260, Sr.-4L, Cleveland Hts., Ohio

REC	YDS	TD	LG	YPG
45	722	8	83	55.5



A First-Team All-BIG EAST selection ... had the best-ever statistical campaign for a UC tight end ... emerged as one of the top tight ends in the country, leading the Bearcats by hauling in 45 receptions for 722 yards and eight touchdowns, including an 83-yard game-winning score in the Belk Bowl ... during his UC career, scored a TD by rushing, receiving and passing.

#### SCORING

14

K TONY MILIANO

6-2, 186, So.-2L, Cincinnati, Ohio

FG

XP

PTS

17-22

51-53

102



Averaged 7.5 points per game, leading UC and the BIG EAST Conference ... finished the season 17-of-22 on field goals and 51-of-53 on point-after tries for 102 points ... his season mark of 102 ties for the third-best single-season effort in school history ... finished 10-for-11 on field goal tries inside 40 yards with a long kick of 47 yards in the rain at Louisville.

#### TACKLES

51

LB GREG BLAIR

6-2, 252, Sr.-1L, Pittsburgh, Pa.

UA	A	TOT	TFL	INT
68	70	138	9.0	2



A First-Team All-BIG EAST honoree ... ranked 12th nationally, leading UC and the BIG EAST with 138 tackles, averaging 10.6 per game ... had a team-high 9.0 tackles for a loss while adding 2.5 sacks and a pair of interceptions ... set a UC bowl record with his game-high 15 tackles against Duke, his eighth game in 2012 with double-digit tackles and 12th with six or more tackles.

### STREAKS, STORYLINES, SIDEBARS

- » The University of Cincinnati football team played its 125th season of football in 2012 finishing 10-3 (5-2 BIG EAST).
- » Over the past two years, UC has gone 20-6, won a pair of BIG EAST titles and has won two bowl games, the 2011 AutoZone Liberty Bowl and 2012 Belk Bowl.
- » UC is one of only four NCAA FBS AQ programs to have won 10 games in five of the past six seasons, joining Alabama, Oklahoma and Oregon.
- » UC has six double-digit win seasons in 125 years of football.
- » UC has won 65 games over the past seven seasons, the most among the current membership of the BIG EAST Conference.
- » UC scored a rushing touchdown in 12 of 13 games this season.
- » UC registered at least 425 yards of total offense in nine of 13 games this season.

- » UC's offense averaged 10.5 yards per play in the Belk Bowl against Duke, netting its third-highest point total of 2012.
- » UC set or tied 25 school and Belk Bowl records in its 48-34 come-from-behind win over Duke. UC has five double-digit win seasons in 124 years of football.
- » Butch Jones resigned his position at UC to take the Tennessee head coaching job on Dec. 7. Steve Stripling was named interim head coach for UC and will coach the Belk Bowl.
- » On Dec. 8, UC named Tommy Tuberville, a 17-year head coaching veteran as its new head coach. Tuberville will take the reins of the program following the bowl game.
- » Eight UC student-athletes were named All-BIG EAST, including first-team honorees: Eric Lefeld, Austen Bujnoch, Travis Kelce, Dan Giordano and Greg Blair.

**CHAMPIONS**

- » UC is the only school in the country among the BCS AQ Conferences (ACC, BIG EAST, Big Ten, Big 12, Pac-12, SEC) to win four conference titles in the last five years.
- » Boise State has won four as well, three in the WAC and one in the Mountain West, both non-AQ leagues.
- » The Bearcats are 19-6 over the past two seasons with two BIG EAST titles and a win over SEC foe Vanderbilt in the 2011 AutoZone Liberty Bowl.

**WHAT A LONG STRANGE TRIP IT'S BEEN**

- » In the span of seven days, the UC football program went from the highest of highs to the lowest of lows and back again.
- » On Saturday, Dec. 1, the Bearcats winning their fourth BIG EAST Conference title in five seasons.
- » Rumors were swirling around the future of former head coach Butch Jones, who was eventually announced as Tennessee's head coach the morning of Dec. 7, 2012.
- » Hours later, director of athletics Whit Babcock addressed the media and announced 30-year veteran Steve Stripling as UC's interim head coach for the 2012 Belk Bowl.
- » Babcock swung for the fences and connected, as 30 hours later, on Saturday, Dec. 8, Tommy Tuberville was announced as UC's football head coach in front of an enthusiastic crowd of 3,000 UC supporters inside Fifth Third Arena.
- » Babcock said it best when he remarked to the crowd: "Now is the time and this is the place."

**TWENTY-FOUR SENIORS HONORED PRIOR TO USF WIN**

- » UC honored 24 seniors in a pregame ceremony before the 27-10 win over USF.
- » The class of 2012 includes: DB Dominique Battle, LB Maalik Bomar, DB Cameron Cheatham, RB Adam Fearing, DB Drew Frey, DL Dan Giordano, OL Sean Hooey, DB Bruce Horner, WR Damon Julian, QB Brendon Kay, TE Travis Kelce, DB Pat Lambert, LB Colin Lozier, OL Sean McClellan, WR Danny Milligan, DL Brandon Mills, DB Malcolm Murray, TE Demetrius Richardson, DB Aaron Roberson, DL Walter Stewart, WR Kenbrell Thompkins, DB Chris Williams, DL John Williams and RB George Winn.

**UC PLACES EIGHT ON ALL-BIG EAST TEAMS**

- » Eight University of Cincinnati football student-athletes were named All-BIG EAST Conference for the 2012 season
- » Sophomore OT Eric Lefeld, junior OG Austen Bujnoch, senior TE Travis Kelce, senior DE Dan Giordano and junior LB Greg Blair were named to the first team while senior RB George Winn, senior DL Walter Stewart and junior P Pat O'Donnell were second-team honorees.
- » O'Donnell was a first-team honoree in 2011 and the only UC player to repeat all-league honors from a year ago.

**STEWART FACES ADVERSITY**

- » DL Walter Stewart was Second-Team All-BIG EAST Conference honoree despite being limited to five games this season due to a career-ending congenital spine abnormality that was discovered following the Fordham game.
- » Stewart tallied 22 tackles, with a season-best nine in the season opener against Pittsburgh.
- » He tied for the team high with 5.0 sacks and at the time of his injury was the BIG EAST's active career sacks leader with 17.0.
- » He also added a pair of forced fumbles and a pass break up.

**THE GRADUATES**

- » UC features four student-athletes who have finished their primary program of studies and are enrolled in a post-graduate program.

- » QB Brendon Kay (MBA program) and WR Danny Milligan are in graduate school. DB Dominique Battle and RB George Winn are both pursuing second undergrad degrees in paralegal studies.
- » Nine more, DB Cameron Cheatham, RB Adam Fearing, DL Dan Giordano, OL Sean Hooey, WR Bruce Horner, DB Malcolm Murray, DB Aaron Roberson, DL Walter Stewart and WR Kenbrell Thompkins, received bachelor's degrees at fall commencement on Dec. 15, 2012.

**KAY WILL RETURN**

- » Senior QB Brendon Kay was granted a sixth year of eligibility on Dec. 17, 2012 after the NCAA approved his request for an extension of eligibility waiver.
- » Kay, who suffered multiple injuries during his first four seasons at Cincinnati, missed participation opportunities in both 2008 and 2011. Based on contemporaneous medical documentation and the granting of a medical hardship waiver for the 2011 season by the conference office, the NCAA staff approved the granting of a sixth year of eligibility for Kay to utilize during the 2013-14 season.
- » Kay earned a bachelor's degree in health education during the spring of 2012 and is working towards a master's in business administration.

**BLAIR BACK TOO**

- » Senior LB Greg Blair, a First-Team All-BIG EAST selection, will also return in 2013 after the NCAA granted him a medical hardship for the 2011 season.
- » Blair, who joined the Bearcats prior to 2011 from Lackawanna CC, was limited to only a handful of plays in one game before suffering a season-ending injury.

**ANCHORS**

- » Offensive lineman Austen Bujnoch and Eric Lefeld both earned First-Team All-BIG EAST honors this season.
- » Bujnoch and Lefeld helped lead an offensive line unit that paved the way for a 1,000-yard rusher for the third-straight year while surrendering only 13 sacks, a mark that ranks in the Top-20 in the NCAA FBS in 2012.
- » UC will return its entire starting offensive line for the 2013 season with only backup Sean Hooey scheduled to graduate. Hooey was a starter but missed six games due to injury and led to the emergence of redshirt freshman Parker Ehinger, who earned FWAA Freshman All-America honors, allowing the Bearcats to not miss a beat.

**ANYONE WANT TO REVOTE THE MACKAY AWARD?**

- » TE Travis Kelce, a First-Team All-BIG EAST honoree put together quite the campaign in 2012.
- » Kelce emerged as one of the top tight ends in the country, leading the Bearcats by hauling in 45 receptions for 722 yards and eight touchdowns, a mark that represents the best ever statistical season for a UC tight end.
- » He also has the unique distinction of scoring a TD by rushing (at Rutgers/2008), receiving (multiple times) and passing (at Connecticut/2012) through his UC career, a claim only one teammate, QB Brendon Kay, can share.

**TOPPING 1,000**

- » RB George Winn is the 15th 1,000-yard rusher in UC history and the third-straight year it has occurred.
- » It is the third time in school history UC has had a 1,000-yard rusher in three consecutive seasons. Isaiah Pead rushed for 1,029 yards (2010) and 1,259 yards (2011).
- » The last time it happened was when Reggie Taylor accomplished the feat from 1984-86. James Bettis (1980-81)

and Alan Harvin (1982) were the first duo to reach the mark.

**TAKING HIS SPOT AT THE TOP**

- » RB George Winn has averaged 5.5 yards per carry and 102.6 yards per game with 13 TDs.
- » A year ago, Isaiah Pead averaged 5.3 yards per carry and 96.8 yards per game with 12 TDs.
- » Prior to the 2011 Liberty Bowl, Winn appeared in 23 games, carrying 73 times for 298 yards and a TD, a 4.1 ypc and 13.0 ypg average.

**THE DEFENSIVE STAT THAT MATTERS**

- » The UC defense is surrendering just 17.2 points per game, a mark that ranks 12th nationally and second in the BIG EAST Conference.
- » UC has held three of its last four opponents and five on the season to 10 points or less and also has held eight of 12 opponents to 17 points or less.
- » The 17.2 points per game is the lowest number of points given up by a Bearcats defense since the 1981 season. That year, UC's defense gave up an average of 17.0 points per game with its opponents scoring 187 points in 11 games.

**LIGHTING UP THE SCOREBOARD**

- » UC 5-0 when scoring 34 or more points in a game in 2012.
- » The Bearcats rank second in the BIG EAST and 49th in the NCAA FBS, averaging 30.7 points per game.
- » UC has scored 23 or more points in all but one game this season (Rutgers).

**WINNING IN THE TRENCHES**

- » UC has run for 200 or more yards in seven games this season after gaining 228 yards on the ground at Temple.
- » UC rushed a season-high 53 time for 263 yards against Syracuse and had a season-high mark of 272 yards against Miami (Ohio).
- » UC has scored at least one rushing TD in 11 of 12 games.

**TEARING UP THE FIELD**

- » UC finished with 472 yards of total offense at Temple (244 yards passing/228 yards rushing).
- » The Bearcats have eclipsed 425 yards of total offense in nine of their 13 games this season.
- » It's the 18th time (14-4 record) UC has surpassed the 400-yard mark since 2010.

**PER-PLAY PERSISTENCE**

- » UC averaged a Belk Bowl record 10.5 yards per play against Duke, tallying 554 yards on 53 plays.
- » The Bearcats' previous best in 2012 was 8.3 yards per play averaged against Fordham on Oct. 13 (472 yards in 57 plays) and the conference game best was 7.7 yards per play (472 yards on 61 plays) at Temple
- » UC's 6.6 yards per play average led the BIG EAST Conference and ranked ninth nationally.

**CLOSING OUT GAMES**

- » Late in the game at Temple, UC shut the door with a marathon 13-play, 71-yard drive capped by a Tony Miliano field goal that took 7:05 off the clock, marking the Bearcats longest scoring drive of the season.
- » UC has four 4th-quarter scoring drives of four minutes or more in 2012 and holds a 50-1 record since 2007 when holding a lead entering the fourth quarter.
- » The lone loss came in overtime at Louisville earlier this season.

2012 STATISTICS

DATE	OPPONENT	UC	OPP	ATT	BIG EAST	OVERALL
09/06	PITTSBURGH *	34	10	33,562	1-0	1-0
09/15	DELAWARE STATE	24	3	27,112	1-0	2-0
09/29	Virginia Tech ^	27	24	46,026	1-0	3-0
10/06	MIAMI (OH)	52	14	35,097	1-0	4-0
10/13	FORDHAM	49	17	26,317	1-0	5-0
10/20	at Toledo	23	29	24,124	1-0	5-1
10/26	at Louisville *	(OT) 31	34	53,271	1-1	5-2
11/03	SYRACUSE *	35	24	24,124	2-1	6-2
11/10	at Temple *	34	10	20,192	3-1	7-2
11/17	RUTGERS *	3	10	34,529	3-2	7-3
11/23	USF *	27	10	21,171	4-2	8-3
12/01	at Connecticut	34	17	33,112	5-2	9-3
12/27	vs. Duke \$	48	34	48,128	5-2	10-3

\* - BIG EAST Conference Game; ^ - FedEx Field (Landover, Md.); \$ - Belk Bowl (Charlotte, N.C.)

TEAM STATISTICS	Cincinnati	Opponent
SCORING	420	240
Points Per Game	32.3	18.5
FIRST DOWNS	266	268
Rushing	124	98
Passing	120	153
Penalty	22	17
RUSHING YARDAGE	2619	1763
Yards gained rushing	2853	2080
Yards lost rushing	234	317
Rushing Attempts	492	459
Average Per Rush	5.3	3.8
Average Per Game	201.5	135.6
TDs Rushing	25	10
PASSING YARDAGE	3104	3282
Comp-Att-Int	210-371-11	282-498-16
Average Per Pass	8.4	6.6
Average Per Catch	14.8	11.6
Average Per Game	238.8	252.5
TDs Passing	25	13
TOTAL OFFENSE	5723	5045
Total Plays	863	957
Average Per Play	6.6	5.3
Average Per Game	440.2	388.1
KICK RETURNS: #-Yards	34-839	45-1010
PUNT RETURNS: #-Yards	26-252	26-196
INT RETURNS: #-Yards	16-303	11-167
KICK RETURN AVERAGE	24.7	22.4
PUNT RETURN AVERAGE	9.7	7.5
INT RETURN AVERAGE	18.9	15.2
FUMBLES-LOST	17-8	24-12
PENALTIES-Yards	73-695	83-736
Average Per Game	53.5	56.6
PUNTS-Yards	60-2467	69-2921
Average Per Punt	41.1	42.3
Net punt average	35.3	36.9
KICKOFFS-Yards	82-5168	56-3451
Average Per Kick	63.0	61.6
Net kick average	39.4	37.7
TIME OF POSSESSION/Game	28:43	31:17
3RD-DOWN Conversions	73/171	81/209
3rd-Down Pct	43%	39%
4TH-DOWN Conversions	4/8	11/22
4th-Down Pct	50%	50%
SACKS BY-Yards	31-217	15-92
MISC YARDS	54	0
TOUCHDOWNS SCORED	53	26
FIELD GOALS-ATTEMPTS	17-22	19-26
ON-SIDE KICKS	0-1	0-1
RED-ZONE SCORES	(41-49) 84%	(28-40) 70%
RED-ZONE TOUCHDOWNS	(30-49) 61%	(17-40) 43%
PAT-ATTEMPTS	(51-53) 96%	(21-22) 95%

ATTENDANCE	203965	130699
Games/Avg Per Game	7/29138	4/32675
Neutral Site Games		2/47077

SCORE BY QUARTERS	1st	2nd	3rd	4th	OT	TOTAL
Cincinnati	103	73	105	91	0	372
Opponents	39	55	48	61	3	206

INDIVIDUAL STATISTICS								
PASSING	G	Effic	Cmp-Att-Int	Pct	Yds	TD	Lng	Avg/G
LEGAUX, Munchie	11	125.67	120-230-9	52.2	1716	13	78	156.0
KAY, Brendon	11	163.07	87-138-2	63.0	1298	10	83	118.0
KELCE, Travis	13	757.60	1-1-0	100.0	39	1	39	3.0
LUALLEN, Jordan	9	217.60	1-1-0	100.0	14	0	14	1.6
WINN, George	13	740.80	1-1-0	100.0	37	1	37	2.8
TOTAL	13	143.19	210-371-11	56.6	3104	25	83	238.8
OPPONENTS	13	114.17	282-498-16	56.6	3282	13	74	252.5

RUSHING	GP	Att	Gain	Loss	Net	Avg	TD	Long	Avg/G
WINN, George	13	243	1370	36	1334	5.5	13	58	102.6
ABERNATHY, RD	13	69	394	28	366	5.3	3	52	28.2
LEGAUX, Munchie	11	55	407	72	335	6.1	4	77	30.5
KAY, Brendon	11	48	362	56	306	6.4	2	40	27.8
POTEAT, Jameel	11	34	139	20	119	3.5	1	23	10.8
GREEN, Tion	7	16	72	2	70	4.4	1	23	10.0
LUALLEN, Jordan	9	15	54	3	51	3.4	1	12	5.7
BUCKLEY, D.	7	4	32	0	32	8.0	0	12	4.6
MCCLUNG, A.	12	3	17	10	7	2.3	0	14	0.6
FEARING, Adam	12	3	5	1	4	1.3	0	3	0.3
WASHINGTON, S.	5	1	1	0	1	1.0	0	1	0.2
TOTAL	13	492	2853	234	2619	5.3	25	77	201.5
OPPONENTS	13	459	2080	317	1763	3.8	10	60	135.6

RECEIVING	G	No.	Yds	Avg	TD	Long	Avg/G
KELCE, Travis	13	45	722	16.0	8	83	55.5
THOMPCKINS, K.	13	34	541	15.9	2	75	41.6
MCCLUNG, A.	12	34	539	15.9	2	55	44.9
ABERNATHY, RD	13	28	341	12.2	4	76	26.2
JULIAN, Damon	12	24	377	15.7	4	39	31.4
WINN, George	13	15	128	8.5	0	30	9.8
CHISUM, Alex	12	9	140	15.6	0	29	11.7
MILLIGAN, Danny	13	8	116	14.5	2	31	8.9
MOORE, Chris	12	4	113	28.2	2	65	9.4
WASHINGTON, S.	5	3	23	7.7	0	16	4.6
KAY, Brendon	11	2	44	22.0	1	39	4.0
MOUHON, S.	13	1	16	16.0	0	16	1.2
RICHARDSON, D.	13	1	3	3.0	0	3	0.2
ANNEN, Blake	10	1	2	2.0	0	2	0.2
POTEAT, Jameel	11	1	-1	-1.0	0	0	-0.1
TOTAL	13	210	3104	14.8	25	83	238.8
OPPONENTS	13	282	3282	11.6	13	74	252.5

TOTAL OFFENSE	G	Plays	Rush	Pass	Total	Avg/G
LEGAUX, Munchie	11	285	335	1716	2051	186.5
KAY, Brendon	11	186	306	1298	1604	145.8
WINN, George	13	244	1334	37	1371	105.5
ABERNATHY, RD	13	69	366	0	366	28.2
POTEAT, Jameel	11	34	119	0	119	10.8
GREEN, Tion	7	16	70	0	70	10.0
LUALLEN, Jordan	9	16	51	14	65	7.2
KELCE, Travis	13	1	0	39	39	3.0
BUCKLEY, D.	7	4	32	0	32	4.6
MCCLUNG, A.	12	3	7	0	7	0.6
FEARING, Adam	12	3	4	0	4	0.3
WASHINGTON, S.	5	1	1	0	1	0.2
TOTAL	13	863	2619	3104	5723	440.2
OPPONENTS	13	957	1763	3282	5045	388.1



## 2012 STATISTICS

PUNT RETURNS	No.	Yds	Avg	TD	Long
MCCLUNG, A.	16	158	9.9	0	29
MILLIGAN, Danny	10	94	9.4	0	42
<b>TOTAL</b>	<b>26</b>	<b>252</b>	<b>9.7</b>	<b>0</b>	<b>42</b>
<b>OPPONENTS</b>	<b>26</b>	<b>196</b>	<b>7.5</b>	<b>1</b>	<b>22</b>

INTERCEPTIONS	No.	Yds	Avg	TD	Long
CHENAULT, Arryn	3	21	7.0	0	21
CHEATHAM, C.	3	83	27.7	1	68
FREY, Drew	2	42	21.0	0	22
BLAIR, Greg	2	13	6.5	0	13
DRANE, Deven	2	64	32.0	0	33
BOMAR, Maalik	1	0	0.0	0	0
WILLIAMS, Chris	1	25	25.0	0	25
TEMPLE, Nick	1	55	55.0	1	55
BATTLE, D.	1	0	0.0	0	0
<b>TOTAL</b>	<b>16</b>	<b>303</b>	<b>18.9</b>	<b>2</b>	<b>68</b>
<b>OPPONENTS</b>	<b>11</b>	<b>167</b>	<b>15.2</b>	<b>1</b>	<b>75</b>

KICK RETURNS	No.	Yds	Avg	TD	Long
ABERNATHY, RD	32	801	25.0	0	58
BURRELL, Chris	1	22	22.0	0	22
POTEAT, Jameel	1	16	16.0	0	16
<b>TOTAL</b>	<b>34</b>	<b>839</b>	<b>24.7</b>	<b>0</b>	<b>58</b>
<b>OPPONENTS</b>	<b>45</b>	<b>1010</b>	<b>22.4</b>	<b>1</b>	<b>91</b>

FUMBLE RETURNS	No.	Yds	Avg	TD	Long
BATTLE, D.	1	20	20.0	0	20
DRANE, Deven	1	76	76.0	1	76
<b>TOTAL</b>	<b>2</b>	<b>96</b>	<b>48.0</b>	<b>1</b>	<b>76</b>
<b>OPPONENTS</b>	<b>0</b>	<b>0</b>	<b>0.0</b>	<b>0</b>	<b>0</b>

FIELD GOALS	M-A	Pct	01-19	20-29	30-39	40-49	50+	Lg	Blk
MILIANO, Tony	17-22	77.3	1-1	5-5	4-5	7-11	0-0	47	0

FG SEQUENCE	CINCINNATI	OPPONENTS
Pittsburgh	(39),(46)	(37)
Delaware State	(18)	-
Virginia Tech	(20),(43),41	(28)
Miami (Ohio)	49,(24)	-
Fordham	47	(46),48,(55),(38)
Toledo	(40),(37),(41)	(43),(42),(47),(20),(25)
Louisville	(47),46	57,(26),(30)
Syracuse	-	(24),25,42
Temple	(22),(23)	(20)
Rutgers	34,(36)	22,(42)
USF	-	(25),51
Connecticut	(38),(42)	(40)
Duke	(45),(27)	(33),48,(52)

PUNTING	No.	Yds	Avg	Long	TB	FC	I20	50+	Blkd
O'DONNELL, Pat	59	2467	41.8	65	6	8	23	10	1
TEAM	1	0	0.0	0	0	0	0	0	0
<b>TOTAL</b>	<b>60</b>	<b>2467</b>	<b>41.1</b>	<b>65</b>	<b>6</b>	<b>8</b>	<b>23</b>	<b>10</b>	<b>1</b>
<b>OPPONENTS</b>	<b>69</b>	<b>2921</b>	<b>42.3</b>	<b>79</b>	<b>5</b>	<b>21</b>	<b>18</b>	<b>14</b>	<b>0</b>

KICKOFFS	No.	Yds	Avg	TB	OB	Retn	Net	YdLn
O'DONNELL, Pat	75	4755	63.4	36	0			
MILIANO, Tony	7	413	59.0	1	0			
<b>TOTAL</b>	<b>82</b>	<b>5168</b>	<b>63.0</b>	<b>37</b>	<b>0</b>	<b>1010</b>	<b>39.4</b>	<b>25</b>
<b>OPPONENTS</b>	<b>56</b>	<b>3451</b>	<b>61.6</b>	<b>20</b>	<b>2</b>	<b>839</b>	<b>37.7</b>	<b>27</b>

SCORING	TD	FGs	Kick	Rush	Rcv	Pass	DXP	Saf	Points
MILIANO, Tony	0	17-22	51-53	0-0	0	0-0	0	0	102
WINN, George	13	0-0	0-0	0-0	0	0-0	0	0	78
KELCE, Travis	8	0-0	0-0	0-0	0	0-0	0	0	48
ABERNATHY, RD	7	0-0	0-0	0-0	0	0-0	0	0	42
LEGAUX, Munchie	4	0-0	0-0	0-0	0	0-0	0	0	24
JULIAN, Damon	4	0-0	0-0	0-0	0	0-0	0	0	24
KAY, Brendon	3	0-0	0-0	0-0	0	0-0	0	0	18
MOORE, Chris	2	0-0	0-0	0-0	0	0-0	0	0	12
MILLIGAN, Danny	2	0-0	0-0	0-0	0	0-0	0	0	12
THOMPCKINS, K.	2	0-0	0-0	0-0	0	0-0	0	0	12
MCCLUNG, A.	2	0-0	0-0	0-0	0	0-0	0	0	12
LUAllen, Jordan	1	0-0	0-0	0-0	0	0-0	0	0	6
POTEAT, Jameel	1	0-0	0-0	0-0	0	0-0	0	0	6
DRANE, Deven	1	0-0	0-0	0-0	0	0-0	0	0	6
CHEATHAM, C.	1	0-0	0-0	0-0	0	0-0	0	0	6
GREEN, Tion	1	0-0	0-0	0-0	0	0-0	0	0	6
TEMPLE, Nick	1	0-0	0-0	0-0	0	0-0	0	0	6
<b>TOTAL</b>	<b>53</b>	<b>17-22</b>	<b>51-53</b>	<b>0-0</b>	<b>0</b>	<b>0-0</b>	<b>0</b>	<b>0</b>	<b>420</b>
<b>OPPONENTS</b>	<b>26</b>	<b>19-26</b>	<b>21-22</b>	<b>1-2</b>	<b>2</b>	<b>2-2</b>	<b>0</b>	<b>0</b>	<b>240</b>

ALL PURPOSE	G	Rush	Rec	PR	KOR	IR	Tot	Avg/G
ABERNATHY, RD	13	366	341	0	801	0	1508	116.0
WINN, George	13	1334	128	0	0	0	1462	112.5
KELCE, Travis	13	0	722	0	0	0	722	55.5
MCCLUNG, A.	12	7	539	158	0	0	704	58.7
THOMPCKINS, K.	13	0	541	0	0	0	541	41.6
JULIAN, Damon	12	0	377	0	0	0	377	31.4
KAY, Brendon	11	306	44	0	0	0	350	31.8
LEGAUX, Munchie	11	335	0	0	0	0	335	30.5
MILLIGAN, Danny	13	0	116	94	0	0	210	16.2
CHISUM, Alex	12	0	140	0	0	0	140	11.7
POTEAT, Jameel	11	119	-1	0	16	0	134	12.2
MOORE, Chris	12	0	113	0	0	0	113	9.4
CHEATHAM, C.	13	0	0	0	0	83	83	6.4
GREEN, Tion	7	70	0	0	0	0	70	10.0
DRANE, Deven	12	0	0	0	0	64	64	5.3
TEMPLE, Nick	13	0	0	0	0	55	55	4.2
LUAllen, Jordan	9	51	0	0	0	0	51	5.7
FREY, Drew	11	0	0	0	0	42	42	3.8
BUCKLEY, D.	7	32	0	0	0	0	32	4.6
WILLIAMS, Chris	12	0	0	0	0	25	25	2.1
WASHINGTON, S.	5	1	23	0	0	0	24	4.8
BURRELL, Chris	2	0	0	0	22	0	22	11.0
CHENAULT, Arryn	12	0	0	0	0	21	21	1.8
MOUHON, S.	13	0	16	0	0	0	16	1.2
BLAIR, Greg	13	0	0	0	0	13	13	1.0
FEARING, Adam	12	4	0	0	0	0	4	0.3
RICHARDSON, D.	13	0	3	0	0	0	3	0.2
ANNEN, Blake	10	0	2	0	0	0	2	0.2
<b>TOTAL</b>	<b>13</b>	<b>2619</b>	<b>3104</b>	<b>252</b>	<b>839</b>	<b>303</b>	<b>7117</b>	<b>547.5</b>
<b>OPPONENTS</b>	<b>13</b>	<b>1763</b>	<b>3282</b>	<b>196</b>	<b>1010</b>	<b>167</b>	<b>6418</b>	<b>493.7</b>

## 2012 STATISTICS

		TACKLES				SACKS		PASS DEF		FUMBLES		BLKD	
DEFENSE	GP-GS	Solo	Ast	Total	TFL/Yds	No-Yards	Int-Yds	BrUp	QBH	Rcv-Yds	FF	Kick	Saf
51 BLAIR, Greg	13	68	70	138	9.0-26	2.5-14	2-13	6	4	1-0	2	.	.
40 BOMAR, Maalik	13	51	34	85	3.5-9	.	1-0	2	.	.	.	.	.
21 CHEATHAM, C.	13	37	20	57	4.0-13	1.0-6	3-83	5	.	1-0	1	.	.
99 GIORDANO, Dan	13	24	32	56	6.0-42	5.0-41	.	1	12	2-0	1	.	.
43 TEMPLE, Nick	13	32	22	54	5.5-27	2.5-21	1-55	4	.	.	.	.	.
26 FREY, Drew	11	29	21	50	2.0-5	.	2-42	7	.	.	.	.	.
25 CHENAULT, Arryn	12	32	17	49	1.5-2	.	3-21	3	.	1-0	.	.	.
10 DRANE, Deven	12	26	16	42	1.0-1	.	2-64	7	.	1-76	.	.	.
95 WILLIAMS, John	13	19	17	36	5.0-19	2.5-17	.	1	.	2-0	.	.	.
94 STEPP, Jordan	13	18	18	36	4.0-17	1.5-13	.	2	.	.	.	1	.
58 MILLS, Brandon	13	13	19	32	3.5-13	1.0-6	.	1	3	1-0	1	1	.
90 BEARD, Camaron	13	11	19	30	5.0-14	.	.	1	.	1-0	1	.	.
8 WITTY, Adrian	11	16	9	25	4.5-23	3.0-21	.	2	1	.	1	.	.
90 BATTLE, D.	11	12	11	23	1.0-3	.	1-0	4	.	1-20	.	.	.
54 STEWART, Walter	5	10	12	22	7.0-49	5.0-41	.	1	.	.	2	.	.
17 MURRAY, Malcolm	13	14	7	21	1.0-5	.	.	.	.	.	.	.	.
33 TENTMAN, S.	9	9	11	20	0.5-3	.	.	.	.	.	.	.	.
20 WILLIAMS, Chris	12	11	8	19	3.0-9	1.0-6	1-25	3	1	.	1	.	.
92 MOUHON, S.	13	8	11	19	1.0-3	1.0-3	.	1	1	.	1	.	.
20 ORR, Trenier	8	12	6	18	.	.	.	4	.	.	.	.	.
30 ROBERSON, Aaron	11	14	3	17	2.0-9	1.0-7	.	1	.	.	1	.	.
57 CASSEUS, C.	11	5	7	12	.	.	.	.	.	.	.	.	.
91 DEMPSEY, Adam	12	7	4	11	1.0-2	.	.	.	2	.	.	1	.
40 BROWN, Kevin	9	7	3	10	.	.	.	2	.	.	.	.	.
13 LAMBERT, Pat	13	6	3	9	.	.	.	.	.	.	.	.	.
52 SHULER, Elijah	10	6	3	9	3.0-6	1.0-1	.	2	.	.	.	.	.
32 WINN, George	13	6	2	8	.	.	.	.	.	.	.	.	.
12 PAYNE, L	13	7	1	8	.	.	.	.	.	.	.	.	.
46 MEADOR, Mitch	13	2	5	7	1.0-4	1.0-4	.	.	1	.	1	.	.
44 MASON, Corey	13	3	2	5	.	.	.	.	.	.	.	.	.
85 HORNER, Bruce	11	3	1	4	.	.	.	.	.	.	.	.	.
61 WILLIS, Kirk	13	1	3	4	.	.	.	.	.	.	.	.	.
96 POSLEY, Josh	6	2	1	3	0.5-4	0.5-4	.	.	.	.	.	.	.
31 BUCKLEY, D.	7	2	1	3	.	.	.	.	.	.	1	.	.
87 GRAVES, Jeremy	12	2	.	2	.	.	.	.	.	1-0	.	.	.
83 MILLIGAN, Danny	13	1	1	2	.	.	.	.	.	.	.	.	.
39 BEAL, Demitri	11	2	.	2	.	.	.	.	.	.	.	.	.
47 LOZIER, Colin	3	1	1	2	.	.	.	.	.	.	.	.	.
89 RICHARDSON, D.	13	2	.	2	.	.	.	.	.	.	.	.	.
18 KELCE, Travis	13	1	.	1	.	.	.	.	.	.	.	.	.
34 O'DONNELL, Pat	13	1	.	1	.	.	.	.	.	.	.	.	.
16 JULIAN, Damon	12	1	.	1	.	.	.	.	.	.	.	.	.
35 RUSS, Josh	4	1	.	1	.	.	.	.	.	.	.	.	.
7 THOMPCKINS, K.	13	1	.	1	.	.	.	.	.	.	.	.	.
11 KAY, Brendon	11	1	.	1	.	.	.	.	.	.	.	.	.
15 MOORE, Chris	12	1	.	1	.	.	.	.	.	.	.	.	.
55 LOZANO, Roney	2	.	1	1	0.5-3	0.5-3	.	.	.	.	.	.	.
4 LEGAUX, Munchie	11	1	.	1	.	.	.	1	.	.	.	.	.
<b>TOTAL</b>	<b>13</b>	<b>539</b>	<b>422</b>	<b>961</b>	<b>76-311</b>	<b>31-217</b>	<b>16-303</b>	<b>61</b>	<b>25</b>	<b>12-96</b>	<b>14</b>	<b>3</b>	<b>.</b>
<b>OPPONENTS</b>	<b>13</b>	<b>470</b>	<b>438</b>	<b>908</b>	<b>67.0-230</b>	<b>15-92</b>	<b>11-167</b>	<b>47</b>	<b>23</b>	<b>8-0</b>	<b>12</b>	<b>1</b>	<b>.</b>

## INDIVIDUAL GAME-BY-GAME STATISTICS

## OFFENSE

## PASSING

#4 LEGAUX, Munchie	Att	Comp	Int	Pct	Yards	TD	Long	Sack	Yds	Effc
Pittsburgh	28	14	0	50.0	205	2	42	1	12	135.1
Delaware State	27	20	2	74.1	208	2	36	2	16	148.4
Virginia Tech	42	19	1	45.2	376	3	76	1	8	139.2
Miami (Ohio)	23	13	0	56.5	157	2	22	0	0	142.6
Fordham	24	15	0	62.5	262	2	78	0	0	181.7
Toledo	36	15	2	41.7	227	1	46	0	0	92.7
Louisville	28	13	3	46.4	157	1	31	1	4	83.9
Syracuse	22	11	1	50.0	124	0	35	0	0	88.3
<b>TOTALS</b>	<b>230</b>	<b>120</b>	<b>9</b>	<b>52.2</b>	<b>1716</b>	<b>13</b>	<b>78</b>	<b>5</b>	<b>40</b>	<b>125.7</b>

#11 KAY, Brendon	Att	Comp	Int	Pct	Yards	TD	Long	Sack	Yds	Effc
Virginia Tech	1	1	0	100.0	16	0	16	0	0	234.4
Toledo	1	0	0	0.0	0	0	0	0	0	0.0
Syracuse	3	3	0	100.0	32	1	13	1	1	299.6
Temple	21	13	0	61.9	244	2	75	2	6	190.9
Rutgers	31	17	2	54.8	251	0	30	3	22	109.9
USF	27	17	0	63.0	178	1	48	1	4	130.6
Connecticut	29	19	0	65.5	245	2	26	1	7	159.2
Duke	25	17	0	68.0	332	4	83	2	12	232.4
<b>TOTALS</b>	<b>138</b>	<b>87</b>	<b>2</b>	<b>63.0</b>	<b>1298</b>	<b>10</b>	<b>83</b>	<b>10</b>	<b>52</b>	<b>163.1</b>

#10 LUAllen, Jordan	Att	Comp	Int	Pct	Yards	TD	Long	Sack	Yds	Effc
Syracuse	1	1	0	100.0	14	0	14	0	0	217.6
<b>TOTALS</b>	<b>1</b>	<b>1</b>	<b>0</b>	<b>100.0</b>	<b>14</b>	<b>0</b>	<b>14</b>	<b>0</b>	<b>0</b>	<b>217.6</b>

#18 KELCE, Travis	Att	Comp	Int	Pct	Yards	TD	Long	Sack	Yds	Effc
Connecticut	1	1	0	100.0	39	1	39	0	0	757.6
<b>TOTALS</b>	<b>1</b>	<b>1</b>	<b>0</b>	<b>100.0</b>	<b>39</b>	<b>1</b>	<b>39</b>	<b>0</b>	<b>0</b>	<b>757.6</b>

#32 WINN, George	Att	Comp	Int	Pct	Yards	TD	Long	Sack	Yds	Effc
Syracuse	1	1	0	100.0	37	1	37	0	0	740.8
<b>TOTALS</b>	<b>1</b>	<b>1</b>	<b>0</b>	<b>100.0</b>	<b>37</b>	<b>1</b>	<b>37</b>	<b>0</b>	<b>0</b>	<b>740.8</b>

## RUSHING

PLAYER	No-Yds/TD	PITT	DSU	VT	MIA	FOR	TOL	LOU	SYR	TEM	RUT	USF	CONN	DUKE
WINN, George	243-1334/13	11-95/2	24-147/0	17-76/0	16-128/2	13-75/0	16-86/0	26-125/0	30-165/3	20-83/2	11-35/0	21-119/2	22-70/1	16-130/1
ABERNATHY, RD	69-366/3	5-20/0	7-52/0	3--3/0	8-27/0	5-51/1	9-98/0	10-39/2	6-17/0	6-40/0	2-0/0	6-18/0	2-7/0	-
LEGAUX, Munchie	55-335/4	6-117/0	8-25/0	11-27/0	6-22/1	4-7/1	9-66/1	5-32/1	6-39/0	-	DNP	-	DNP	-
KAY, Brendon	48-306/2	1-2/0	DNP	-	2-18/0	2-29/1	-	DNP	3-18/0	7-71/0	13-46/0	7-48/1	3--2/0	10-76/0
POTEAT, Jameel	34-119/1	8-25/0	8-44/1	-	1-0/0	4-18/0	-	DNP	1--2/0	5-29/0	-	3-5/0	4-0/0	DNP
GREEN, Tion	16-70/1	DNP	DNP	DNP	11-37/1	3-28/0	DNP	-	-	2-5/0	-	-	DNP	DNP
LUAllen, Jordan	15-51/1	DNP	DNP	DNP	2-8/0	2-2/1	1-1/0	-	6-32/0	-	2-9/0	DNP	1--3/0	1-2/0
BUCKLEY, D.	4-32/0	DNP	DNP	DNP	4-32/0	-	DNP	-	-	-	DNP	DNP	-	-
MCCLUNG, A.	3-7/0	-	1--10/0	1-3/0	-	DNP	-	-	-	-	-	-	-	1-14/0
FEARING, Adam	3-4/0	-	-	-	-	-	-	DNP	-	-	-	3-4/0	-	-
WASHINGTON, S.	1-1/0	DNP	1-1/0	DNP	-	-	DNP	DNP	DNP	-	DNP	-	DNP	DNP

## RECEIVING

PLAYER	No-Yds/TD	PITT	DSU	VT	MIA	FOR	TOL	LOU	SYR	TEM	RUT	USF	CONN	DUKE
KELCE, Travis	45-722/8	2-42/0	1-5/0	2-47/0	2-27/1	3-101/1	3-64/0	2-22/0	4-77/2	4-37/0	5-50/0	7-58/1	5-69/2	5-123/1
THOMPSON, K.	34-541/2	2-48/0	3-22/0	7-134/1	1-7/0	3-27/0	2-38/0	3-46/0	2-16/0	2-79/1	2-38/0	3-57/0	2-11/0	2-18/0
MCCLUNG, A.	34-539/2	3-21/0	3-54/1	2-26/0	4-55/0	DNP	2-29/0	1-2/0	5-75/0	1-29/0	3-42/0	1-26/0	6-70/0	3-110/1
JULIAN, Damon	24-377/4	-	4-62/1	4-89/1	3-33/0	1-23/0	2-36/1	4-52/1	-	-	2-34/0	3-22/0	1-26/0	DNP
ABERNATHY, RD	28-341/4	4-71/2	3-23/0	1-76/1	2-24/0	3-16/0	1-1/0	1-5/0	4-30/0	2--2/0	3-52/0	-	1-3/0	3-44/1
CHISUM, Alex	9-140/0	1-7/0	DNP	-	-	2-45/0	2-35/0	-	-	1-29/0	1-5/0	1-8/0	1-11/0	-
WINN, George	15-128/0	-	-	2-2/0	-	-	2-14/0	1-1/0	1-9/0	-	1-30/0	2-7/0	3-55/0	3-12/0
MILLIGAN, Danny	8-116/2	2-16/0	1-17/0	1-2/0	1-11/1	2-39/1	-	1-31/0	-	-	-	-	-	-
MOORE, Chris	4-113/2	DNP	-	-	-	1-11/0	1-12/0	-	-	1-65/1	-	-	-	1-25/1
KAY, Brendon	2-44/1	-	DNP	-	-	-	-	DNP	-	1-5/0	-	-	1-39/1	-
WASHINGTON, S.	3-23/0	DNP	3-23/0	DNP	-	-	DNP	DNP	DNP	-	DNP	-	DNP	DNP
MOUHON, S.	1-16/0	-	-	1-16/0	-	-	-	-	-	-	-	-	-	-
RICHARDSON, D.	1-3/0	-	1-3/0	-	-	-	-	-	-	-	-	-	-	-
ANNEN, Blake	1-2/0	DNP	DNP	-	-	-	DNP	-	-	1-2/0	-	-	-	-
POTEAT, Jameel	1--1/0	-	1--1/0	-	-	-	-	DNP	-	-	-	-	-	DNP

# 2013 UNIVERSITY OF CINCINNATI FOOTBALL

## INDIVIDUAL GAME-BY-GAME DEFENSE

TOTAL TACKLES	UA-A	TOT	PITT	DSU	VT	MIA	FOR	TOL	LOU	SYR	TEM	RUT	USF	CONN	DUKE
BLAIR, Greg	68-70	138	4-6	5-2	5-8	4-2	1-2	7-8	9-10	6-4	5-1	4-8	8-6	4-4	6-9
BOMAR, Maalik	51-34	85	2-5	4-2	9-7	4-1	2-2	5-3	4-2	5-0	6-0	1-4	2-3	1-1	6-4
CHEATHAM, C.	37-20	57	1-3	1-2	3-1	0-1	2-0	4-2	2-2	2-3	3-1	6-1	1-2	3-1	9-1
GIORDANO, Dan	24-32	56	5-4	0-3	0-1	0-1	3-0	3-3	0-3	2-3	1-1	1-4	3-4	3-3	3-2
TEMPLE, Nick	32-22	54	1-4	0-1	1-1	5-1	3-1	-	2-3	-	4-0	3-5	4-2	4-3	5-1
FREY, Drew	29-21	50	4-1	DNP	0-1	1-2	DNP	2-3	3-5	5-0	3-0	2-2	4-1	2-1	3-5
CHENAULT, Arryn	32-17	49	2-4	5-0	2-4	4-1	5-0	4-1	2-2	DNP	1-1	-	1-0	1-2	5-2
DRANE, Deven	26-16	42	0-2	3-0	0-4	0-1	2-2	0-1	4-0	DNP	0-1	3-2	2-0	7-2	5-1
STEPP, Jordan	18-18	36	2-0	0-1	1-1	1-1	-	2-2	2-2	2-2	3-0	2-2	0-3	1-2	2-2
WILLIAMS, John	19-17	36	2-2	0-4	1-1	2-1	3-0	0-2	1-0	5-0	-	0-3	4-2	-	1-2
MILLS, Brandon	13-19	32	0-2	1-1	-	-	1-0	1-1	1-2	1-6	2-0	0-3	3-0	2-2	1-2
BEARD, Camaron	11-19	30	0-2	-	2-3	2-0	1-1	2-3	1-0	-	0-1	0-6	1-0	2-2	0-1
WITTY, Adrian	16-9	25	0-1	DNP	DNP	-	4-0	2-3	2-1	1-0	1-1	1-1	2-1	1-0	2-1
BATTLE, D.	12-11	23	DNP	-	1-0	1-1	2-2	DNP	1-2	2-2	1-0	1-3	1-0	1-0	1-1
STEWART, Walter	10-12	22	5-4	2-0	1-5	1-0	1-3	DNP	DNP	DNP	DNP	DNP	DNP	DNP	DNP
MURRAY, Malcolm	14-7	21	2-1	2-0	2-0	1-1	3-3	-	-	0-1	2-0	-	-	1-1	1-0
TENTMAN, S.	9-11	20	2-3	1-0	DNP	1-1	-	DNP	DNP	DNP	4-0	1-4	0-1	0-1	0-1
WILLIAMS, Chris	11-8	19	3-1	-	1-1	2-1	2-0	0-1	DNP	1-1	1-0	0-1	0-2	-	1-0
MOUHON, S.	8-11	19	1-0	0-1	-	-	1-2	2-2	1-2	1-0	1-0	0-2	1-0	-	0-2
ORR, Trenier	12-6	18	2-1	-	DNP	-	2-1	1-0	0-1	6-3	DNP	DNP	DNP	DNP	1-0
ROBERSON, Aaron	14-3	17	-	2-2	1-0	-	1-1	DNP	DNP	1-0	-	-	4-0	2-0	3-0
CASSEUS, C.	5-7	12	-	0-1	DNP	0-1	1-2	-	-	DNP	2-1	2-2	-	-	-
DEMPSEY, Adam	7-4	11	1-0	-	1-0	0-1	1-1	DNP	1-0	1-1	-	0-1	-	1-0	1-0
BROWN, Kevin DB	7-3	10	DNP	1-0	-	-	1-1	DNP	-	2-1	1-0	DNP	2-1	-	DNP
SHULER, Elijah	6-3	9	1-0	-	DNP	DNP	2-0	-	0-1	1-1	-	-	2-1	-	DNP
LAMBERT, Pat	6-3	9	1-0	-	-	0-1	1-0	2-0	-	-	-	-	-	0-2	2-0
WINN, George	6-2	8	1-0	1-0	0-1	-	-	1-0	-	1-0	-	-	1-1	1-0	-
PAYNE, L	7-1	8	-	-	1-0	1-0	-	-	1-1	1-0	1-0	-	1-0	-	1-0
MEADOR, Mitch	2-5	7	-	-	-	-	-	1-1	0-2	1-0	-	-	-	0-1	0-1
MASON, Corey	3-2	5	1-1	-	1-0	0-1	-	-	-	-	-	1-0	-	-	-
HORNER, Bruce	3-1	4	DNP	-	-	-	1-0	DNP	-	-	-	-	-	2-1	-
WILLIS, Kirk	1-3	4	1-1	-	0-1	-	-	0-1	-	-	-	-	-	-	-
BUCKLEY, D.	2-1	3	DNP	DNP	DNP	-	-	DNP	1-1	1-0	-	DNP	DNP	-	-
POSLEY, Josh	2-1	3	-	DNP	DNP	0-1	-	DNP	DNP	DNP	1-0	-	DNP	DNP	1-0
LOZIER, Colin	1-1	2	-	1-0	DNP	DNP	DNP	DNP	DNP	DNP	DNP	DNP	DNP	0-1	DNP
MILLIGAN, Danny	1-1	2	-	-	-	1-0	-	0-1	-	-	-	-	-	-	-
RICHARDSON, D.	2-0	2	-	-	-	-	-	-	-	-	-	-	-	-	2-0
BEAL, Demitri	2-0	2	-	-	-	-	-	DNP	DNP	1-0	1-0	-	-	-	-
GRAVES, Jeremy	2-0	2	-	-	1-0	-	-	1-0	-	-	-	DNP	-	-	-
LOZANO, Roney	0-1	1	-	DNP	DNP	0-1	DNP	DNP	DNP	DNP	DNP	DNP	DNP	DNP	DNP
KAY, Brendon	1-0	1	-	DNP	-	-	-	1-0	DNP	-	-	-	-	-	-
LEGAUX, Munchie	1-0	1	-	-	-	-	-	-	-	-	-	DNP	-	DNP	1-0
THOMPCKINS, K.	1-0	1	-	-	-	-	-	-	1-0	-	-	-	-	-	-
MOORE, Chris	1-0	1	DNP	-	-	-	-	-	-	-	-	1-0	-	-	-
O'DONNELL, Pat	1-0	1	-	-	-	-	-	-	-	-	1-0	-	-	-	-
RUSS, Josh	1-0	1	-	DNP	DNP	DNP	-	DNP	1-0	DNP	-	DNP	DNP	DNP	DNP
KELCE, Travis	1-0	1	-	1-0	-	-	-	-	-	-	-	-	-	-	-
JULIAN, Damon	1-0	1	-	-	-	-	-	-	1-0	-	-	-	-	-	DNP

SACKS	UA-A	TOT	PITT	DSU	VT	MIA	FOR	TOL	LOU	SYR	TEM	RUT	USF	CONN	DUKE
STEWART, Walter	5-0	5.0	2.0-13	-	1.0-9	1.0-1	1.0-18	DNP	DNP	DNP	DNP	DNP	DNP	DNP	DNP
GIORDANO, Dan	4-2	5.0	0.5-4	-	-	-	1.0-5	1.0-6	-	-	-	-	0.5-5	2.0-21	-
WITTY, Adrian	3-0	3.0	-	DNP	DNP	-	-	1.0-9	-	-	-	-	2.0-12	-	-
TEMPLE, Nick	2-1	2.5	1.0-12	-	-	-	-	-	0.5-3	-	-	-	-	1.0-6	-
BLAIR, Greg	2-1	2.5	-	-	-	-	-	-	1.5-5	-	-	-	-	1.0-9	-
WILLIAMS, John	2-1	2.5	1.5-12	-	-	1.0-5	-	-	-	-	-	-	-	-	-
STEPP, Jordan	1-1	1.5	-	-	-	1.0-8	-	-	-	-	-	-	0.5-5	-	-
SHULER, Elijah	1-0	1.0	1.0-1	-	DNP	DNP	-	-	-	-	-	-	-	-	DNP
CHEATHAM, C.	1-0	1.0	-	-	-	-	-	-	1.0-6	-	-	-	-	-	-
MILLS, Brandon	1-0	1.0	-	1.0-6	-	-	-	-	-	-	-	-	-	-	-
MEADOR, Mitch	1-0	1.0	-	-	-	-	-	1.0-4	-	-	-	-	-	-	-
WILLIAMS, Chris	1-0	1.0	-	-	-	-	-	-	DNP	1.0-6	-	-	-	-	-
MOUHON, S.	1-0	1.0	-	-	-	-	-	-	-	-	-	-	1.0-3	-	-
ROBERSON, Aaron	1-0	1.0	-	1.0-7	-	-	-	DNP	DNP	-	-	-	-	-	-
LOZANO, Roney	0-1	0.5	-	DNP	DNP	0.5-3	DNP	DNP	DNP	DNP	DNP	DNP	DNP	DNP	DNP
POSLEY, Josh	0-1	0.5	-	DNP	DNP	0.5-4	-	DNP	DNP	DNP	-	-	DNP	DNP	-



## INDIVIDUAL GAME-BY-GAME DEFENSE

TFLs	UA-A	TOT	PITT	DSU	VT	MIA	FOR	TOL	LOU	SYR	TEM	RUT	USF	CONN	DUKE
BLAIR, Greg	7-4	9.0	-	1.0-1	-	-	1.0-1	1.0-2	1.5-5	-	-	1.0-1	1.0-3	2.0-12	0.5-1
STEWART, Walter	6-2	7.0	3.5-21	-	1.5-9	1.0-1	1.0-18	DNP	DNP	DNP	DNP	DNP	DNP	DNP	DNP
GIORDANO, Dan	5-2	6.0	0.5-4	-	-	-	1.0-5	2.0-7	-	-	-	-	0.5-5	2.0-21	-
TEMPLE, Nick	4-3	5.5	1.0-12	-	-	-	-	-	1.0-5	-	-	-	-	3.5-10	-
BEARD, Camaron	3-4	5.0	0.5-2	-	1.0-6	1.0-1	1.0-2	0.5-1	-	-	0.5-1	0.5-1	-	-	-
WILLIAMS, John	3-4	5.0	1.5-12	0.5-0	0.5-1	1.0-5	-	-	-	1.0-1	-	0.5-0	-	-	-
WITTY, Adrian	4-1	4.5	-	DNP	DNP	-	-	2.0-10	-	-	0.5-1	-	2.0-12	-	-
CHEATHAM, C.	3-2	4.0	-	1.0-3	-	-	-	0.5-0	1.0-6	-	1.0-3	-	-	0.5-1	-
STEPP, Jordan	3-2	4.0	1.0-1	-	-	1.0-8	-	-	0.5-1	1.0-2	-	-	0.5-5	-	-
BOMAR, Maalik	2-3	3.5	0.5-1	0.5-1	-	-	-	-	1.5-5	-	-	-	-	-	1.0-2
MILLS, Brandon	3-1	3.5	-	1.0-6	-	-	-	-	-	-	-	-	1.0-5	1.0-2	0.5-0
WILLIAMS, Chris	3-0	3.0	-	-	1.0-1	-	1.0-2	-	DNP	1.0-6	-	-	-	-	-
SHULER, Elijah	3-0	3.0	1.0-1	-	DNP	DNP	1.0-2	-	-	-	-	-	1.0-3	-	DNP
ROBERSON, Aaron	2-0	2.0	-	2.0-9	-	-	-	DNP	DNP	-	-	-	-	-	-
FREY, Drew	2-0	2.0	-	DNP	-	-	DNP	1.0-2	-	-	1.0-3	-	-	-	-
CHENAULT, Arryn	1-1	1.5	-	1.0-1	-	-	-	-	0.5-1	DNP	-	-	-	-	-
BATTLE, D.	1-0	1.0	DNP	-	-	-	-	DNP	-	-	1.0-3	-	-	-	-
MOUHON, S.	1-0	1.0	-	-	-	-	-	-	-	-	-	-	1.0-3	-	-
DEMPSEY, Adam	1-0	1.0	-	-	-	-	-	DNP	1.0-2	-	-	-	-	-	-
MEADOR, Mitch	1-0	1.0	-	-	-	-	-	1.0-4	-	-	-	-	-	-	-
DRANE, Deven	1-0	1.0	-	-	-	-	-	-	-	DNP	-	1.0-1	-	-	-
MURRAY, Malcolm	1-0	1.0	-	-	-	-	1.0-5	-	-	-	-	-	-	-	-
LOZANO, Roney	0-1	0.5	-	DNP	DNP	0.5-3	DNP	DNP	DNP	DNP	DNP	DNP	DNP	DNP	DNP
POSLEY, Josh	0-1	0.5	-	DNP	DNP	0.5-4	-	DNP	DNP	DNP	-	-	DNP	DNP	-
TENTMAN, S.	0-1	0.5	0.5-3	-	DNP	-	-	DNP	DNP	DNP	-	-	-	-	-

FUMBLES FORCED	TOTAL	PITT	DSU	VT	MIA	FOR	TOL	LOU	SYR	TEM	RUT	USF	CONN	DUKE
STEWART, Walter	2	1	-	-	-	1	DNP	DNP	DNP	DNP	DNP	DNP	DNP	DNP
BLAIR, Greg	2	-	-	-	-	-	-	-	-	-	-	1	-	1
ROBERSON, Aaron	1	-	1	-	-	-	DNP	DNP	-	-	-	-	-	-
GIORDANO, Dan	1	-	-	-	-	1	-	-	-	-	-	-	-	-
MEADOR, Mitch	1	-	-	-	-	-	1	-	-	-	-	-	-	-
MILLS, Brandon	1	-	-	-	-	-	-	-	-	-	-	-	-	1
WITTY, Adrian	1	-	DNP	DNP	-	-	-	-	-	-	-	1	-	-
MOUHON, S.	1	-	-	-	-	-	-	-	-	-	-	1	-	-
BEARD, Camaron	1	-	-	-	1	-	-	-	-	-	-	-	-	-
BUCKLEY, D.	1	DNP	DNP	DNP	-	-	DNP	-	1	-	DNP	DNP	-	-
CHEATHAM, C.	1	-	-	1	-	-	-	-	-	-	-	-	-	-
WILLIAMS, Chris	1	-	-	-	-	-	-	DNP	1	-	-	-	-	-

FUMBLES RECOVERED	TOTAL	PITT	DSU	VT	MIA	FOR	TOL	LOU	SYR	TEM	RUT	USF	CONN	DUKE
GIORDANO, Dan	2	-	-	-	-	-	-	-	1	-	-	1	-	-
WILLIAMS, John	2	-	1	-	-	-	-	-	-	-	-	-	-	1
GRAVES, Jeremy	1	-	-	-	-	-	-	-	1	-	DNP	-	-	-
BATTLE, D.	1	DNP	-	-	-	-	DNP	-	-	-	-	1	-	-
CHEATHAM, C.	1	-	-	1	-	-	-	-	-	-	-	-	-	-
MILLS, Brandon	1	-	-	-	-	-	1	-	-	-	-	-	-	-
BEARD, Camaron	1	1	-	-	-	-	-	-	-	-	-	-	-	-
BLAIR, Greg	1	-	-	-	-	-	-	-	-	-	-	-	-	1
CHENAULT, Arryn	1	-	-	-	1	-	-	-	DNP	-	-	-	-	-
DRANE, Deven	1	-	-	-	-	1	-	-	DNP	-	-	-	-	-

2013 UNIVERSITY OF CINCINNATI FOOTBALL

INDIVIDUAL GAME-BY-GAME ALL-PURPOSE/SPECIAL TEAMS

ALL-PURPOSE YARDS	TOTAL	PITT	DSU	VT	MIA	FOR	TOL	LOU	SYR	TEM	RUT	USF	CONN	DUKE
ABERNATHY, RD	1508	115	145	126	126	108	192	204	124	38	84	44	85	117
WINN, George	1462	95	147	78	128	75	100	124	174	83	65	126	125	142
KELCE, Travis	722	42	5	47	27	101	64	22	77	37	50	58	69	123
MCCLUNG, A.	704	76	120	39	55	DNP	29	17	77	29	42	26	70	124
THOMPCKINS, K.	541	48	22	134	7	27	38	46	16	79	38	57	11	18
JULIAN, Damon	377	-	62	89	33	23	36	52	-	-	34	22	26	DNP
KAY, Brendon	350	2	DNP	-	18	29	-	DNP	18	76	46	48	37	76
LEGAUX, Munchie	335	117	25	27	22	7	66	32	39	-	DNP	-	DNP	-
MILLIGAN, Danny	210	16	23	16	11	81	-	31	17	15	2	-	-2	-
CHISUM, Alex	140	7	DNP	-	-	45	35	-	-	29	5	8	11	-
POTEAT, Jameel	134	25	43	-	-	18	-	DNP	-2	29	-	21	-	DNP
MOORE, Chris	113	DNP	-	-	-	11	12	-	-	65	-	-	-	25
CHEATHAM, C.	83	-	-	2	68	-	-	-	-	-	13	-	-	-
GREEN, Tion	70	DNP	DNP	DNP	37	28	DNP	-	-	5	-	-	DNP	DNP
DRANE, Deven	64	-	-	-	33	-	-	-	DNP	-	-	-	31	-
TEMPLE, Nick	55	-	-	-	-	-	-	-	-	-	-	-	-	55
LUAllen, Jordan	51	DNP	DNP	DNP	8	2	1	-	32	-	9	DNP	-3	2
FREY, Drew	42	-	DNP	-	-	DNP	-	-	-	20	-	-	22	-
BUCKLEY, D.	32	DNP	DNP	DNP	32	-	DNP	-	-	-	DNP	DNP	-	-
WILLIAMS, Chris	25	-	-	-	-	-	-	DNP	-	-	-	-	25	-
WASHINGTON, S.	24	DNP	24	DNP	-	-	DNP	DNP	DNP	-	DNP	-	DNP	DNP
BURRELL, Chris	22	22	DNP	DNP	DNP	DNP	DNP	DNP	DNP	-	DNP	DNP	DNP	DNP
CHENAULT, Arryn	21	-	-	-	-	-	-	-	DNP	-	-	-	-	21
MOUHON, S.	16	-	-	16	-	-	-	-	-	-	-	-	-	-
BLAIR, Greg	13	-	-	-	13	-	-	-	-	-	-	-	-	-
FEARING, Adam	4	-	-	-	-	-	-	DNP	-	-	-	4	-	-
RICHARDSON, D.	3	-	3	-	-	-	-	-	-	-	-	-	-	-
ANNEN, Blake	2	DNP	DNP	-	-	-	DNP	-	-	2	-	-	-	-
PUNT RETURNS	TOTAL	PITT	DSU	VT	MIA	FOR	TOL	LOU	SYR	TEM	RUT	USF	CONN	DUKE
MCCLUNG, A.	16-158	4-55	4-76	3-10	-	DNP	-	1-15	2-2	-	-	-	2-0	-
MILLIGAN, Danny	10-94	-	1-6	1-14	-	1-42	-	-	1-17	3-15	1-2	-	2--2	-
KICK RETURNS	TOTAL	PITT	DSU	VT	MIA	FOR	TOL	LOU	SYR	TEM	RUT	USF	CONN	DUKE
ABERNATHY, RD	32-801	1-24	2-70	2-53	2-75	2-41	5-95	5-160	3-77	-	2-32	1-26	3-75	4-73
BURRELL, Chris	1-22	1-22	DNP	DNP	DNP	DNP	DNP	DNP	DNP	-	DNP	DNP	DNP	DNP
POTEAT, Jameel	1-16	-	-	-	-	-	-	DNP	-	-	-	1-16	-	DNP
INT RETURNS	TOTAL	PITT	DSU	VT	MIA	FOR	TOL	LOU	SYR	TEM	RUT	USF	CONN	DUKE
CHENAULT, Arryn	3-21	-	1-0	1-0	-	-	-	-	DNP	-	-	-	-	1-21
CHEATHAM, C.	3-83	-	-	1-2	1-68	-	-	-	-	-	1-13	-	-	-
BLAIR, Greg	2-13	1-0	-	-	1-13	-	-	-	-	-	-	-	-	-
FREY, Drew	2-42	-	DNP	-	-	DNP	-	-	-	1-20	-	-	1-22	-
DRANE, Deven	2-64	-	-	-	1-33	-	-	-	DNP	-	-	-	1-31	-
BATTLE, D.	1-0	DNP	-	-	-	-	DNP	-	-	-	1-0	-	-	-
BOMAR, Maalik	1-0	-	-	-	-	-	-	1-0	-	-	-	-	-	-
TEMPLE, Nick	1-55	-	-	-	-	-	-	-	-	-	-	-	-	1-55
WILLIAMS, Chris	1-25	-	-	-	-	-	-	DNP	-	-	-	-	1-25	-
FUMBLE RETURNS	TOTAL	PITT	DSU	VT	MIA	FOR	TOL	LOU	SYR	TEM	RUT	USF	CONN	DUKE
DRANE, Deven	1-76	-	-	-	-	1-76	-	-	DNP	-	-	-	-	-
BATTLE, D.	1-20	DNP	-	-	-	-	DNP	-	-	-	-	1-20	-	-

## INDIVIDUAL SINGLE-GAME CAREER HIGHS

**ABERNATHY IV, Ralph David**

Points scored: 12, Pittsburgh, 09/06/12 ; at Louisville, 10/26/12  
 Touchdowns: 2, Pittsburgh, 09/06/12 ; at Louisville, 10/26/12  
 Rush attempts: 10, at Louisville, 10/26/12  
 Rush yards: 98, at Toledo, 10/20/12 (9 carries)  
 Rush TDs: 2, at Louisville, 10/26/12  
 Long rush: 52, at Toledo, 10/20/12  
 Receptions: 4, Pittsburgh, 09/06/12  
 Receiving yards: 76, vs Virginia Tech, 09/29/12 (1 receptions)  
 Receiving TDs: 2, Pittsburgh, 09/06/12  
 Long reception: 76, vs Virginia Tech, 09/29/12  
 Total offense attempts: 10, at Louisville, 10/26/12 (10 rush,0 pass)  
 Total offense yards: 98, at Toledo, 10/20/12 (98 rush,0 pass)  
 All-purpose yards: 204, at Louisville, 10/26/12  
 Kick returns: 6, Connecticut, 12/03/11  
 Kick return yards: 169, Connecticut, 12/03/11 (6 returns)  
 Long kick return: 90, vs Vanderbilt, 12/31/11

**ANNEN, Blake**

Receptions: 1, at Temple, 11/10/12 ; at Rutgers, 11/19/11 ; Connecticut, 12/03/11  
 Receiving yards: 27, Connecticut, 12/03/11 (1 receptions)  
 Long reception: 27, Connecticut, 12/03/11  
 All-purpose yards: 27, Connecticut, 12/03/11

**BATTLE, D.**

Points scored: 6, Akron, 09/17/11  
 Touchdowns: 1, Akron, 09/17/11  
 All-purpose yards: 36, Akron, 09/17/11  
 Interceptions: 1, 4 times  
 Long interception return: 36, Akron, 09/17/11  
 Tackles: 10, Connecticut, 11/07/09 (8-2)  
 Sacks: 1.0, at NC State, 09/16/10 (1-0)  
 Tackles for loss: 2.0, at Miami (OH), 10/01/11 (2-0)  
 Fumbles forced: 1, at Tennessee, 09/10/11 ; SEMO, 09/12/09  
 Pass breakups: 2, at NC State, 09/16/10

**BEAL, Demetri**

Tackles: 1, 5 times

**BEARD, Camaron**

Tackles: 6, Rutgers, 11/17/12 (0-6)  
 Tackles for loss: 1.0, vs Virginia Tech, 09/29/12 (1-0); Miami (Ohio), 10/06/12 (1-0); Fordham, 10/12/12 (1-0)  
 Fumbles forced: 1, Miami (Ohio), 10/06/12  
 Fumbles recovered: 1, Pittsburgh, 09/06/12  
 Pass breakups: 1, USF, 11/23/12

**BLAIR, Greg**

All-purpose yards: 13, Miami (Ohio), 10/06/12  
 Interceptions: 1, Pittsburgh, 09/06/12 ; Miami (Ohio), 10/06/12  
 Long interception return: 13, Miami (Ohio), 10/06/12  
 Tackles: 19, at Louisville, 10/26/12 (9-10)  
 Sacks: 1.5, at Louisville, 10/26/12 (1-1)  
 Tackles for loss: 2.0, at Connecticut, 12/01/12 (2-0)  
 Fumbles forced: 1, USF, 11/23/12 ; vs Duke, 12/27/12  
 Fumbles recovered: 1, vs Duke, 12/27/12  
 Pass breakups: 1, 6 times

**BOMAR, Maalik**

Points scored: 6, Akron, 09/17/11  
 Touchdowns: 1, Akron, 09/17/11  
 Interceptions: 1, at Louisville, 10/26/12  
 Tackles: 16, vs Virginia Tech, 09/29/12 (9-7)  
 Sacks: 1.0, Indiana State, 09/11/10 (1-0); Rutgers, 11/20/10 (1-0); at Syracuse, 11/26/11 (1-0)  
 Tackles for loss: 2.0, Indiana State, 09/11/10 (2-0); at Syracuse, 11/26/11 (2-0)  
 Fumbles forced: 1, at NC State, 09/16/10 ; Oklahoma, 09/25/10  
 Fumbles recovered: 1, Austin Peay, 09/03/11 ; Akron, 09/17/11  
 Pass breakups: 1, 5 times

**BROWN, Kevin**

Tackles: 3, Syracuse, 11/03/12 (2-1); USF, 11/23/12 (2-1)  
 Pass breakups: 1, Fordham, 10/12/12 ; at Temple, 11/10/12

**BUCKLEY, D.**

Rush attempts: 4, Miami (Ohio), 10/06/12  
 Rush yards: 32, Miami (Ohio), 10/06/12 (4 carries)  
 Long rush: 12, Miami (Ohio), 10/06/12  
 Total offense attempts: 4, Miami (Ohio), 10/06/12 (4 rush,0 pass)  
 Total offense yards: 32, Miami (Ohio), 10/06/12 (32 rush,0 pass)  
 All-purpose yards: 32, Miami (Ohio), 10/06/12  
 Tackles: 2, at Louisville, 10/26/12 (1-1)  
 Fumbles forced: 1, Syracuse, 11/03/12

**BURRELL, Chris**

All-purpose yards: 22, Pittsburgh, 09/06/12  
 Kick returns: 1, Pittsburgh, 09/06/12  
 Kick return yards: 22, Pittsburgh, 09/06/12 (1 returns)  
 Long kick return: 22, Pittsburgh, 09/06/12

**CASSEUS, C.**

Tackles: 5, Akron, 09/17/11 (2-3)  
 Tackles for loss: 1.0, Austin Peay, 09/03/11 (1-0); Akron, 09/17/11 (1-0)

**CHEATHAM, C.**

Points scored: 6, Akron, 09/17/11 ; Miami (Ohio), 10/06/12  
 Touchdowns: 1, Akron, 09/17/11 ; Miami (Ohio), 10/06/12  
 All-purpose yards: 68, Miami (Ohio), 10/06/12  
 Interceptions: 1, 7 times  
 Long interception return: 68, Miami (Ohio), 10/06/12  
 Tackles: 9, at Tennessee, 09/10/11 (5-4)  
 Sacks: 1.0, at Louisville, 10/26/12 (1-0)  
 Tackles for loss: 1.0, 5 times  
 Fumbles forced: 1, Indiana State, 09/11/10 ; vs Virginia Tech, 09/29/12  
 Fumbles recovered: 1, vs Virginia Tech, 09/29/12  
 Pass breakups: 2, vs Virginia Tech, 09/29/12 ; at Connecticut, 11/27/10 ; Connecticut, 12/03/11

**CHENAULT, Arryn**

All-purpose yards: 21, vs Duke, 12/27/12  
 Interceptions: 1, Delaware State, 09/14/12 ; vs Virginia Tech, 09/29/12 ; vs Duke, 12/27/12  
 Long interception return: 21, vs Duke, 12/27/12  
 Tackles: 7, vs Duke, 12/27/12 (5-2)  
 Tackles for loss: 1.0, Delaware State, 09/14/12 (1-0)  
 Fumbles recovered: 1, Miami (Ohio), 10/06/12  
 Pass breakups: 1, 4 times

**CHISUM, Alex**

Points scored: 6, at USF, 10/22/11 ; Connecticut, 12/03/11  
 Touchdowns: 1, at USF, 10/22/11 ; Connecticut, 12/03/11  
 Receptions: 4, Louisville, 10/15/11  
 Receiving yards: 73, at USF, 10/22/11 (3 receptions)  
 Receiving TDs: 1, at USF, 10/22/11 ; Connecticut, 12/03/11  
 Long reception: 30, at USF, 10/22/11  
 All-purpose yards: 73, at USF, 10/22/11

**DEMPSEY, Adam**

Tackles: 2, Fordham, 10/12/12 (1-1); Syracuse, 11/03/12 (1-1)  
 Tackles for loss: 1.0, at Louisville, 10/26/12 (1-0)  
 Blocked kicks: 1, vs Duke, 12/27/12

**DRANE, Deven**

Points scored: 6, Fordham, 10/12/12  
 Touchdowns: 1, Fordham, 10/12/12  
 All-purpose yards: 43, at Miami (OH), 10/01/11  
 Kick returns: 1, at Tennessee, 09/10/11  
 Kick return yards: 20, at Tennessee, 09/10/11 (1 returns)  
 Long kick return: 20, at Tennessee, 09/10/11  
 Interceptions: 1, 5 times  
 Long interception return: 43, at Miami (OH), 10/01/11  
 Tackles: 9, at Connecticut, 12/01/12 (7-2)  
 Tackles for loss: 1.0, Austin Peay, 09/03/11 (1-0); at Pittsburgh, 11/05/11 (1-0); Rutgers, 11/17/12 (1-0)  
 Fumbles recovered: 1, NC State, 09/22/11 ; Fordham, 10/12/12  
 Pass breakups: 2, Pittsburgh, 09/06/12 ; Akron, 09/17/11 ; NC State, 09/22/11

INDIVIDUAL SINGLE-GAME CAREER HIGHS

<b>FEARING, Adam</b> Points scored: 6, Austin Peay, 09/03/11 Touchdowns: 1, Austin Peay, 09/03/11 Rush attempts: 6, Austin Peay, 09/03/11 Rush yards: 43, Austin Peay, 09/03/11 (6 carries) Rush TDs: 1, Austin Peay, 09/03/11 Long rush: 14, Austin Peay, 09/03/11 Total offense attempts: 6, Austin Peay, 09/03/11 (6 rush,0 pass) Total offense yards: 43, Austin Peay, 09/03/11 (43 rush,0 pass) All-purpose yards: 51, Austin Peay, 09/03/11 Kick returns: 1, Austin Peay, 09/03/11 ; Akron, 09/17/11 Kick return yards: 17, Akron, 09/17/11 (1 returns) Long kick return: 17, Akron, 09/17/11
<b>FREY, Drew</b> Points scored: 6, Connecticut, 12/03/11 Touchdowns: 1, Connecticut, 12/03/11 All-purpose yards: 22, at Connecticut, 12/01/12 Interceptions: 1, 8 times Long interception return: 22, at Connecticut, 12/01/12 Tackles: 12, at Oregon State, 09/19/09 (7-5) Sacks: 1.0, at Miami (OH), 10/03/09 (1-0) Tackles for loss: 1.5, at Oregon State, 09/19/09 (1-0) Pass breakups: 2, Louisville, 10/15/11 ; at Temple, 11/10/12 ; vs Vanderbilt, 12/31/11
<b>GIORDANO, Dan</b> Tackles: 9, Pittsburgh, 09/06/12 (5-4); Fresno State, 09/26/09 (5-4) Sacks: 2.0, at Miami (OH), 10/01/11 (2-0); at Connecticut, 12/01/12 (2-0) Tackles for loss: 2.0, 4 times Fumbles forced: 1, at Fresno State, 09/04/10 ; Akron, 09/17/11 ; Fordham, 10/12/12 Fumbles recovered: 1, Akron, 09/17/11 ; Syracuse, 11/03/12 ; USF, 11/23/12 Pass breakups: 1, 4 times
<b>GRAVES, Jeremy</b> Tackles: 1, vs Virginia Tech, 09/29/12 (1-0); at Toledo, 10/20/12 (1-0) Fumbles recovered: 1, Syracuse, 11/03/12
<b>GREEN, Tion</b> Points scored: 6, Miami (Ohio), 10/06/12 Touchdowns: 1, Miami (Ohio), 10/06/12 Rush attempts: 11, Miami (Ohio), 10/06/12 Rush yards: 37, Miami (Ohio), 10/06/12 (11 carries) Rush TDs: 1, Miami (Ohio), 10/06/12 Long rush: 23, Fordham, 10/12/12 Total offense attempts: 11, Miami (Ohio), 10/06/12 (11 rush,0 pass) Total offense yards: 37, Miami (Ohio), 10/06/12 (37 rush,0 pass) All-purpose yards: 37, Miami (Ohio), 10/06/12
<b>HARRAH, Brad</b> Tackles: 2, Austin Peay, 09/03/11 (2-0) Tackles for loss: 1.0, Austin Peay, 09/03/11 (1-0)
<b>HORNER, Bruce</b> Tackles: 3, at Connecticut, 12/01/12 (2-1)
<b>JULIAN, Damon</b> Points scored: 6, 4 times Touchdowns: 1, 4 times Receptions: 4, Delaware State, 09/14/12 ; vs Virginia Tech, 09/29/12 ; at Louisville, 10/26/12 Receiving yards: 89, vs Virginia Tech, 09/29/12 (4 receptions) Receiving TDs: 1, 4 times Long reception: 39, vs Virginia Tech, 09/29/12 All-purpose yards: 89, vs Virginia Tech, 09/29/12 Tackles: 1, at Louisville, 10/26/12 (1-0)
<b>KAY, Brendon</b> Points scored: 6, Fordham, 10/12/12 ; USF, 11/23/12 ; at Connecticut, 12/01/12 Touchdowns: 1, Fordham, 10/12/12 ; USF, 11/23/12 ; at Connecticut, 12/01/12 Rush attempts: 13, Rutgers, 11/17/12 Rush yards: 76, vs Duke, 12/27/12 (10 carries) Rush TDs: 1, Fordham, 10/12/12 ; USF, 11/23/12 Long rush: 40, at Temple, 11/10/12 Pass attempts: 31, Rutgers, 11/17/12 Pass completions: 19, at Connecticut, 12/01/12

Pass yards: 332, vs Duke, 12/27/12  
Pass TDs: 4, vs Duke, 12/27/12  
Had intercepted: 2, Rutgers, 11/17/12  
Long pass: 83, vs Duke, 12/27/12  
Receptions: 1, at Temple, 11/10/12 ; at Connecticut, 12/01/12  
Receiving yards: 39, at Connecticut, 12/01/12 (1 receptions)  
Receiving TDs: 1, at Connecticut, 12/01/12  
Long reception: 39, at Connecticut, 12/01/12  
Total offense attempts: 44, Rutgers, 11/17/12 (13 rush,31 pass)  
Total offense yards: 408, vs Duke, 12/27/12 (76 rush,332 pass)  
All-purpose yards: 76, at Temple, 11/10/12 ; vs Duke, 12/27/12  
Tackles: 1, at Toledo, 10/20/12 (1-0); at Temple, 11/10/12 (0-1)  
Pass breakups: 1, at Tennessee, 09/10/11

<b>KELCE, Travis</b> Points scored: 12, at Rutgers, 09/07/09 ; Syracuse, 11/03/12 ; at Connecticut, 12/01/12 Touchdowns: 2, at Rutgers, 09/07/09 ; Syracuse, 11/03/12 ; at Connecticut, 12/01/12 Rush attempts: 3, at Rutgers, 09/07/09 Rush yards: 19, vs Florida, 01/01/10 (1 carries) Rush TDs: 2, at Rutgers, 09/07/09 Long rush: 19, vs Florida, 01/01/10 Pass attempts: 1, at Connecticut, 12/01/12 Pass completions: 1, at Connecticut, 12/01/12 Pass yards: 39, at Connecticut, 12/01/12 Pass TDs: 1, at Connecticut, 12/01/12 Long pass: 39, at Connecticut, 12/01/12 Receptions: 7, USF, 11/23/12 Receiving yards: 123, vs Duke, 12/27/12 (5 receptions) Receiving TDs: 2, Syracuse, 11/03/12 ; at Connecticut, 12/01/12 Long reception: 83, vs Duke, 12/27/12 Total offense attempts: 3, at Rutgers, 09/07/09 (3 rush,0 pass) Total offense yards: 39, at Connecticut, 12/01/12 (0 rush,39 pass) All-purpose yards: 123, vs Duke, 12/27/12 Kick returns: 1, West Virginia, 11/12/11 Kick return yards: 13, West Virginia, 11/12/11 (1 returns) Long kick return: 13, West Virginia, 11/12/11 Tackles: 1, at Rutgers, 09/07/09 (0-1); Delaware State, 09/14/12 (1-0)
--

<b>KING, Anthony</b> Rush attempts: 5, Akron, 09/17/11 Rush yards: 12, Austin Peay, 09/03/11 (2 carries) Long rush: 11, Akron, 09/17/11 Total offense attempts: 5, Akron, 09/17/11 (5 rush,0 pass) Total offense yards: 12, Austin Peay, 09/03/11 (12 rush,0 pass) All-purpose yards: 12, Austin Peay, 09/03/11 Tackles: 1, Akron, 09/17/11 (1-0)
--

<b>LAMBERT, Pat</b> Interceptions: 1, at Fresno State, 09/04/10 Tackles: 6, Indiana State, 09/11/10 (3-3); Miami (OH), 10/09/10 (3-3) Sacks: .5, Oklahoma, 09/25/10 (0-1) Tackles for loss: .5, Oklahoma, 09/25/10 (0-1); Miami (OH), 10/09/10 (0-0) Pass breakups: 1, Akron, 09/17/11
---

<b>LEGAUX, Munchie</b> Points scored: 6, 6 times Touchdowns: 1, 6 times Rush attempts: 12, at Rutgers, 11/19/11 Rush yards: 117, Pittsburgh, 09/06/12 (6 carries) Rush TDs: 1, 6 times Long rush: 77, Pittsburgh, 09/06/12 Pass attempts: 42, vs Virginia Tech, 09/29/12 Pass completions: 20, Delaware State, 09/14/12 Pass yards: 376, vs Virginia Tech, 09/29/12 Pass TDs: 3, vs Virginia Tech, 09/29/12 ; Connecticut, 12/03/11 Had intercepted: 3, at Louisville, 10/26/12 Long pass: 78, Fordham, 10/12/12 Receptions: 1, Pittsburgh, 12/04/10 Receiving yards: 18, Pittsburgh, 12/04/10 (1 receptions) Long reception: 18, Pittsburgh, 12/04/10 Total offense attempts: 53, vs Virginia Tech, 09/29/12 (11 rush,42 pass) Total offense yards: 403, vs Virginia Tech, 09/29/12 (27 rush,376 pass) All-purpose yards: 117, Pittsburgh, 09/06/12 Tackles: 1, Austin Peay, 09/03/11 (0-1); at USF, 10/22/11 (0-1)
---



## INDIVIDUAL SINGLE-GAME CAREER HIGHS

**LEWIS, Dyjuan**

All-purpose yards: 22, Akron, 09/17/11  
 Kick returns: 1, at Tennessee, 09/10/11; Akron, 09/17/11  
 Kick return yards: 22, Akron, 09/17/11 (1 returns)  
 Long kick return: 22, Akron, 09/17/11

**LOZANO, Roney**

Tackles: 1, Miami (Ohio), 10/06/12 (0-1)  
 Sacks: .5, Miami (Ohio), 10/06/12 (0-1)  
 Tackles for loss: .5, Miami (Ohio), 10/06/12 (0-1)

**LOZIER, Colin**

Tackles: 4, Indiana State, 09/11/10 (4-0)

**LUAllen, Jordan**

Points scored: 6, Austin Peay, 09/03/11; Fordham, 10/12/12  
 Touchdowns: 1, Austin Peay, 09/03/11; Fordham, 10/12/12  
 Rush attempts: 8, at Syracuse, 11/26/11  
 Rush yards: 77, at Syracuse, 11/26/11 (8 carries)  
 Rush TDs: 1, Austin Peay, 09/03/11; Fordham, 10/12/12  
 Long rush: 48, at Syracuse, 11/26/11  
 Pass attempts: 3, at Syracuse, 11/26/11  
 Pass completions: 2, at Syracuse, 11/26/11  
 Pass yards: 14, Syracuse, 11/03/12  
 Long pass: 14, Syracuse, 11/03/12  
 Total offense attempts: 11, at Syracuse, 11/26/11 (8 rush,3 pass)  
 Total offense yards: 87, at Syracuse, 11/26/11 (77 rush,10 pass)  
 All-purpose yards: 77, at Syracuse, 11/26/11  
 Tackles: 2, at Tennessee, 09/10/11 (2-0)

**MASON, Corey**

Tackles: 2, Pittsburgh, 09/06/12 (1-1)

**MCCLUNG, A.**

Points scored: 12, Austin Peay, 09/03/11; Connecticut, 12/03/11  
 Touchdowns: 2, Austin Peay, 09/03/11; Connecticut, 12/03/11  
 Rush attempts: 1, 4 times  
 Rush yards: 14, vs Duke, 12/27/12 (1 carries)  
 Long rush: 14, vs Duke, 12/27/12  
 Receptions: 8, Connecticut, 12/03/11  
 Receiving yards: 142, Connecticut, 12/03/11 (8 receptions)  
 Receiving TDs: 2, Austin Peay, 09/03/11; Connecticut, 12/03/11  
 Long reception: 55, vs Duke, 12/27/12  
 Total offense attempts: 1, 4 times  
 Total offense yards: 14, vs Duke, 12/27/12 (14 rush,0 pass)  
 All-purpose yards: 142, Connecticut, 12/03/11  
 Punt returns: 4, Pittsburgh, 09/06/12; Delaware State, 09/14/12  
 Punt return yards: 76, Delaware State, 09/14/12 (4 returns)  
 Long punt return: 29, Pittsburgh, 09/06/12; Delaware State, 09/14/12  
 Kick returns: 5, at Connecticut, 11/27/10  
 Kick return yards: 81, at Connecticut, 11/27/10 (5 returns)  
 Long kick return: 28, Syracuse, 10/30/10  
 Tackles: 1, at Pittsburgh, 11/05/11 (1-0); Rutgers, 11/20/10 (1-0); Connecticut, 12/03/11 (1-0)

**MEADOR, Mitch**

Tackles: 2, Akron, 09/17/11 (0-2); at Toledo, 10/20/12 (1-1); at Louisville, 10/26/12 (0-2)  
 Sacks: 1.0, at Toledo, 10/20/12 (1-0)  
 Tackles for loss: 1.0, at Toledo, 10/20/12 (1-0)  
 Fumbles forced: 1, at Toledo, 10/20/12

**MILIANO, Tony**

Points scored: 14, NC State, 09/22/11; at Pittsburgh, 11/05/11  
 Kick PATs: 7, Austin Peay, 09/03/11; Akron, 09/17/11; Miami (Ohio), 10/06/12  
 Points by kicking: 14, NC State, 09/22/11; at Pittsburgh, 11/05/11  
 Field goals made: 4, at Pittsburgh, 11/05/11  
 Field goal attempts: 4, at Pittsburgh, 11/05/11; at Syracuse, 11/26/11  
 Longest field goal: 48, NC State, 09/22/11; at Syracuse, 11/26/11  
 Tackles: 1, Austin Peay, 09/03/11 (1-0)

**MILLIGAN, Danny**

Points scored: 6, Miami (Ohio), 10/06/12; Fordham, 10/12/12  
 Touchdowns: 1, Miami (Ohio), 10/06/12; Fordham, 10/12/12  
 Receptions: 2, Pittsburgh, 09/06/12; Fordham, 10/12/12  
 Receiving yards: 39, Fordham, 10/12/12 (2 receptions)  
 Receiving TDs: 1, Miami (Ohio), 10/06/12; Fordham, 10/12/12  
 Long reception: 31, at Louisville, 10/26/12  
 All-purpose yards: 81, Fordham, 10/12/12  
 Punt returns: 3, at Temple, 11/10/12  
 Punt return yards: 42, Fordham, 10/12/12 (1 returns)  
 Long punt return: 42, Fordham, 10/12/12  
 Tackles: 1, Miami (Ohio), 10/06/12 (1-0); at Toledo, 10/20/12 (0-1)

**MILLS, Brandon**

Tackles: 10, Rutgers, 11/20/10 (9-1)  
 Sacks: 3.0, NC State, 09/22/11 (2-2); Rutgers, 11/20/10 (3-0)  
 Tackles for loss: 5.5, Rutgers, 11/20/10 (5-0)  
 Fumbles forced: 1, 4 times  
 Fumbles recovered: 1, at Toledo, 10/20/12; at USF, 10/22/11  
 Pass breakups: 1, at Temple, 11/10/12; Pittsburgh, 12/04/10  
 Blocked kicks: 1, Syracuse, 11/03/12

**MOORE, Chris**

Points scored: 6, at Temple, 11/10/12; vs Duke, 12/27/12  
 Touchdowns: 1, at Temple, 11/10/12; vs Duke, 12/27/12  
 Receptions: 1, 4 times  
 Receiving yards: 65, at Temple, 11/10/12 (1 receptions)  
 Receiving TDs: 1, at Temple, 11/10/12; vs Duke, 12/27/12  
 Long reception: 65, at Temple, 11/10/12  
 All-purpose yards: 65, at Temple, 11/10/12  
 Tackles: 1, Rutgers, 11/17/12 (1-0)

**MOUHON, S.**

Receptions: 1, vs Virginia Tech, 09/29/12  
 Receiving yards: 16, vs Virginia Tech, 09/29/12 (1 receptions)  
 Long reception: 16, vs Virginia Tech, 09/29/12  
 All-purpose yards: 16, vs Virginia Tech, 09/29/12  
 Tackles: 4, at Toledo, 10/20/12 (2-2)  
 Sacks: 1.0, USF, 11/23/12 (1-0)  
 Tackles for loss: 1.0, USF, 11/23/12 (1-0)  
 Fumbles forced: 1, USF, 11/23/12  
 Pass breakups: 1, Miami (Ohio), 10/06/12

**MURRAY, Malcolm**

Tackles: 6, Fordham, 10/12/12 (3-3)  
 Tackles for loss: 1.0, Fordham, 10/12/12 (1-0)

**O'DONNELL, Pat**

Punt attempts: 8, at Fresno State, 09/04/10; at WVU, 11/13/10; Connecticut, 12/03/11  
 Punt yards: 326, at WVU, 11/13/10 (8 punts)  
 Longest punt: 76, NC State, 09/22/11  
 Tackles: 1, West Virginia, 11/12/11 (1-0); Rutgers, 11/20/10 (1-0)

**ORR, Trenier**

Tackles: 9, Syracuse, 11/03/12 (6-3)  
 Pass breakups: 2, Syracuse, 11/03/12

**PAYNE, L**

Tackles: 1, vs Virginia Tech, 09/29/12 (1-0); Miami (Ohio), 10/06/12 (1-0)

**POSLEY, Josh**

Tackles: 1, Miami (Ohio), 10/06/12 (0-1); at Temple, 11/10/12 (1-0); vs Duke, 12/27/12 (1-0)  
 Sacks: .5, Miami (Ohio), 10/06/12 (0-1)  
 Tackles for loss: .5, Miami (Ohio), 10/06/12 (0-1)

2013 UNIVERSITY OF CINCINNATI FOOTBALL	
INDIVIDUAL SINGLE-GAME CAREER HIGHS	
<b>POTEAT, Jameel</b> Points scored: 6, Delaware State, 09/14/12 ; Akron, 09/17/11 Touchdowns: 1, Delaware State, 09/14/12 ; Akron, 09/17/11 Rush attempts: 10, Akron, 09/17/11 Rush yards: 55, Akron, 09/17/11 (10 carries) Rush TDs: 1, Delaware State, 09/14/12 ; Akron, 09/17/11 Long rush: 23, Pittsburgh, 09/06/12 Receptions: 1, Delaware State, 09/14/12 Receiving yards: -1, Delaware State, 09/14/12 (1 receptions) Total offense attempts: 10, Akron, 09/17/11 (10 rush,0 pass) Total offense yards: 55, Akron, 09/17/11 (55 rush,0 pass) All-purpose yards: 58, Austin Peay, 09/03/11 Kick returns: 2, at Pittsburgh, 11/05/11 Kick return yards: 39, at Pittsburgh, 11/05/11 (2 returns) Long kick return: 28, Austin Peay, 09/03/11	<b>THOMPKINS, K.</b> Points scored: 6, 4 times Touchdowns: 1, 4 times Receptions: 7, vs Virginia Tech, 09/29/12 Receiving yards: 134, vs Virginia Tech, 09/29/12 (7 receptions) Receiving TDs: 1, 4 times Long reception: 75, at Temple, 11/10/12 All-purpose yards: 134, vs Virginia Tech, 09/29/12 Interceptions: 1, at Miami (OH), 10/01/11 Tackles: 1, at Louisville, 10/26/12 (1-0); at Pittsburgh, 11/05/11 (1-0)
<b>RICHARDSON, D.</b> Receptions: 1, Delaware State, 09/14/12 Receiving yards: 3, Delaware State, 09/14/12 (1 receptions) Long reception: 3, Delaware State, 09/14/12 All-purpose yards: 3, Delaware State, 09/14/12	<b>WASHINGTON, S.</b> Rush attempts: 1, Delaware State, 09/14/12 Rush yards: 1, Delaware State, 09/14/12 (1 carries) Long rush: 1, Delaware State, 09/14/12 Receptions: 3, Delaware State, 09/14/12 Receiving yards: 23, Delaware State, 09/14/12 (3 receptions) Long reception: 16, Delaware State, 09/14/12 Total offense attempts: 1, Delaware State, 09/14/12 (1 rush,0 pass) Total offense yards: 1, Delaware State, 09/14/12 (1 rush,0 pass) All-purpose yards: 24, Delaware State, 09/14/12
<b>ROBERSON, Aaron</b> All-purpose yards: 21, Austin Peay, 09/03/11 Interceptions: 1, Austin Peay, 09/03/11 Long interception return: 21, Austin Peay, 09/03/11 Tackles: 4, Delaware State, 09/14/12 (2-2); USF, 11/23/12 (4-0) Sacks: 1.0, Delaware State, 09/14/12 (1-0) Tackles for loss: 2.0, Delaware State, 09/14/12 (2-0) Fumbles forced: 1, Delaware State, 09/14/12 Pass breakups: 1, Miami (Ohio), 10/06/12	<b>WILLIAMS, Chris</b> All-purpose yards: 25, at Connecticut, 12/01/12 Interceptions: 1, at Connecticut, 12/01/12 Long interception return: 25, at Connecticut, 12/01/12 Tackles: 7, Louisville, 10/15/11 (3-4) Sacks: 1.0, 4 times Tackles for loss: 2.0, Austin Peay, 09/03/11 (2-0); at Pittsburgh, 11/05/11 (2-0) Fumbles forced: 1, Syracuse, 11/03/12 Fumbles recovered: 1, Austin Peay, 09/03/11 Pass breakups: 1, 4 times
<b>SHULER, Elijah</b> Tackles: 3, USF, 11/23/12 (2-1) Sacks: 1.0, Pittsburgh, 09/06/12 (1-0) Tackles for loss: 1.0, Pittsburgh, 09/06/12 (1-0); Fordham, 10/12/12 (1-0); USF, 11/23/12 (1-0) Pass breakups: 1, at Louisville, 10/26/12 ; Syracuse, 11/03/12	<b>WILLIAMS, John</b> Tackles: 6, USF, 11/23/12 (4-2) Sacks: 1.5, Pittsburgh, 09/06/12 (1-1) Tackles for loss: 1.5, Pittsburgh, 09/06/12 (1-1) Fumbles recovered: 1, Delaware State, 09/14/12 Pass breakups: 1, at Louisville, 10/26/12
<b>STEPP, Jordan</b> Tackles: 6, Syracuse, 10/30/10 (5-1); West Virginia, 11/12/11 (4-2) Sacks: 1.0, Miami (Ohio), 10/06/12 (1-0) Tackles for loss: 1.0, 7 times Fumbles forced: 1, Syracuse, 10/30/10 Pass breakups: 1, Fordham, 10/12/12 ; at Temple, 11/10/12 Blocked kicks: 1, Rutgers, 11/17/12	<b>WILLIS, Kirk</b> Tackles: 2, Pittsburgh, 09/06/12 (1-1)
<b>STEWART, Walter</b> Points scored: 6, Connecticut, 12/03/11 Touchdowns: 1, Connecticut, 12/03/11 All-purpose yards: -2, Louisville, 10/24/09 Interceptions: 1, Louisville, 10/24/09 Tackles: 13, Syracuse, 10/30/10 (11-2) Sacks: 2.5, at Oregon State, 09/19/09 (2-1); West Virginia, 11/12/11 (2-1) Tackles for loss: 3.5, Pittsburgh, 09/06/12 (3-0) Fumbles forced: 1, 8 times Fumbles recovered: 1, 4 times Pass breakups: 2, at Pittsburgh, 11/05/11 ; at Syracuse, 11/26/11	<b>WINN, George</b> Points scored: 18, Syracuse, 11/03/12 Touchdowns: 3, Syracuse, 11/03/12 Rush attempts: 30, Syracuse, 11/03/12 Rush yards: 165, Syracuse, 11/03/12 (30 carries) Rush TDs: 3, Syracuse, 11/03/12 Long rush: 69, vs Vanderbilt, 12/31/11 Pass attempts: 1, Syracuse, 11/03/12 Pass completions: 1, Syracuse, 11/03/12 Pass yards: 37, Syracuse, 11/03/12 Pass TDs: 1, Syracuse, 11/03/12 Long pass: 37, Syracuse, 11/03/12 Receptions: 3, at Connecticut, 12/01/12 ; vs Duke, 12/27/12 Receiving yards: 55, at Connecticut, 12/01/12 (3 receptions) Long reception: 30, Rutgers, 11/17/12 Total offense attempts: 31, Syracuse, 11/03/12 (30 rush,1 pass) Total offense yards: 202, Syracuse, 11/03/12 (165 rush,37 pass) All-purpose yards: 174, Syracuse, 11/03/12 Tackles: 2, Akron, 09/17/11 (1-1); USF, 11/23/12 (1-1)
<b>TEMPLE, Nick</b> Points scored: 6, vs Duke, 12/27/12 Touchdowns: 1, vs Duke, 12/27/12 All-purpose yards: 55, vs Duke, 12/27/12 Interceptions: 1, vs Duke, 12/27/12 ; vs Vanderbilt, 12/31/11 Long interception return: 55, vs Duke, 12/27/12 Tackles: 8, Rutgers, 11/17/12 (3-5); vs Vanderbilt, 12/31/11 (3-5) Sacks: 1.0, Pittsburgh, 09/06/12 (1-0); at Connecticut, 12/01/12 (1-0) Tackles for loss: 3.5, at Connecticut, 12/01/12 (3-0) Fumbles forced: 1, vs Vanderbilt, 12/31/11 Pass breakups: 1, 4 times	<b>WITTY, Adrian</b> Tackles: 5, Austin Peay, 09/03/11 (5-0); at Toledo, 10/20/12 (2-3) Sacks: 2.0, USF, 11/23/12 (2-0) Tackles for loss: 2.0, at Toledo, 10/20/12 (2-0); USF, 11/23/12 (2-0) Fumbles forced: 2, Austin Peay, 09/03/11 Pass breakups: 2, USF, 11/23/12
<b>TENTMAN, S.</b> Tackles: 5, Pittsburgh, 09/06/12 (2-3); Rutgers, 11/17/12 (1-4) Tackles for loss: .5, Pittsburgh, 09/06/12 (0-0)	

## SUPERLATIVES

## INDIVIDUAL GAME HIGHS

Rushes	30.....	WINN, George vs Syracuse (11/03/12)
Yards Rushing	165.....	WINN, George vs Syracuse (11/03/12)
TD Rushes	3.....	WINN, George vs Syracuse (11/03/12)
Long Rush	77.....	LEGAUX, Munchie vs Pittsburgh (09/06/12)
Pass attempts	42.....	LEGAUX, Munchie vs Virginia Tech (09/29/12)
Pass completions	20.....	LEGAUX, Munchie vs Delaware State (09/14/12)
Yards Passing	376.....	LEGAUX, Munchie vs Virginia Tech (09/29/12)
TD Passes	4.....	KAY, Brendon vs Duke (12/27/12)
Long Pass	83.....	KAY, Brendon vs Duke (12/27/12)
Receptions	7.....	THOMPSON, K. vs Virginia Tech (09/29/12)
		KELCE, Travis vs USF (11/23/12)
Yards Receiving	134.....	THOMPSON, K. vs Virginia Tech (09/29/12)
TD Receptions	2.....	ABERNATHY, RD vs Pittsburgh (09/06/12)
		KELCE, Travis vs Syracuse (11/03/12)
		KELCE, Travis vs Connecticut (12/01/12)
Long Reception	83.....	KELCE, Travis vs Duke (12/27/12)
Field Goals	3.....	MILIANO, Tony at Toledo (10/20/12)
Long Field Goal	47.....	MILIANO, Tony at Louisville (10/26/12)
Punts	7.....	O'DONNELL, Pat vs USF (11/23/12)
Punting Avg	49.0.....	O'DONNELL, Pat vs Fordham (10/12/12)
Long Punt	65.....	O'DONNELL, Pat vs USF (11/23/12)
Punts inside 20	4.....	O'DONNELL, Pat vs Virginia Tech (09/29/12)
		O'DONNELL, Pat vs USF (11/23/12)
Long Punt Return	42.....	MILLIGAN, Danny vs Fordham (10/12/12)
Long Kickoff Return	58.....	ABERNATHY, RD vs Miami (Ohio) (10/06/12)
Tackles	19.....	BLAIR, Greg at Louisville (10/26/12)
Sacks	2.0.....	STEWART, Walter vs Pittsburgh (09/06/12)
		WITTY, Adrian vs USF (11/23/12)
		GIORDANO, Dan at Connecticut (12/01/12)
Tackles For Loss	3.5.....	STEWART, Walter vs Pittsburgh (09/06/12)
		TEMPLE, Nick at Connecticut (12/01/12)
Interceptions	1.....	16 times, last by TEMPLE, Nick vs Duke (12/27/12)

## TEAM GAME HIGHS

Rushes	53.....	vs Syracuse (11/03/12)
Yards Rushing	272.....	vs Miami (Ohio) (10/06/12)
Yards Per Rush	8.4.....	vs Pittsburgh (09/06/12)
TD Rushes	4.....	vs Miami (Ohio) (10/06/12)
		vs Fordham (10/12/12)
Pass attempts	43.....	vs Virginia Tech (09/29/12)
Pass completions	20.....	vs Delaware State (09/14/12)
		vs Virginia Tech (09/29/12)
		at Connecticut (12/01/12)
Yards Passing	392.....	vs Virginia Tech (09/29/12)
Yards Per Pass	13.3.....	vs Duke (12/27/12)
TD Passes	4.....	vs Duke (12/27/12)
Total Plays	80.....	vs Syracuse (11/03/12)
Total Offense	554.....	vs Duke (12/27/12)
Yards Per Play	10.5.....	vs Duke (12/27/12)
Points	52.....	vs Miami (Ohio) (10/06/12)
Sacks By	6.....	vs Pittsburgh (09/06/12)
First Downs	26.....	vs Delaware State (09/14/12)
Penalties	9.....	vs Miami (Ohio) (10/06/12)
Penalty Yards	90.....	vs Syracuse (11/03/12)
Turnovers	6.....	vs Delaware State (09/14/12)
Interceptions By	3.....	vs Miami (Ohio) (10/06/12)
		at Connecticut (12/01/12)
Punts	7.....	vs USF (11/23/12)
Punting Avg	49.0.....	vs Fordham (10/12/12)
Long Punt	65.....	vs USF (11/23/12)
Punts inside 20	4.....	vs Virginia Tech (09/29/12)
		vs USF (11/23/12)
Long Punt Return	42.....	vs Fordham (10/12/12)

## OPPONENT INDIVIDUAL GAME HIGHS

Rushes	41.....	Huggins, Savon, vs Rutgers (11/17/12)
Yards Rushing	179.....	Huggins, Savon, vs Rutgers (11/17/12)
TD Rushes	1.....	10 times, last by B Connette, vs Duke (12/27/12)
Long Rush	60.....	WILLIAMS, Mal., vs Delaware State (09/14/12)
Pass attempts	49.....	DYSERT, Zac, vs Miami (Ohio) (10/06/12)
		S Renfree, vs Duke (12/27/12)
Pass completions	37.....	S Renfree, vs Duke (12/27/12)
Yards Passing	416.....	BRIDGEWATER, T., at Louisville (10/26/12)
TD Passes	2.....	DYSERT, Zac, vs Miami (Ohio) (10/06/12)
		BRIDGEWATER, T., at Louisville (10/26/12)
Long Pass	74.....	WHITMER, Chan., at Connecticut (12/01/12)
Receptions	10.....	C Vernon, vs Duke (12/27/12)
Yards Receiving	121.....	Wetzel, Brian, vs Fordham (10/12/12)
TD Receptions	2.....	PARKER, DeVante, at Louisville (10/26/12)
Long Reception	74.....	GRIFFIN, Ryan, at Connecticut (12/01/12)
Field Goals	5.....	DETMER, Jeremiah, at Toledo (10/20/12)
Long Field Goal	55.....	Murray, Patrick, vs Fordham (10/12/12)
Punts	8.....	KANO, M., vs Delaware State (09/14/12)
Punting Avg	79.0.....	W Monday, vs Duke (12/27/12)
Long Punt	79.....	W Monday, vs Duke (12/27/12)
Punts inside 20	3.....	McMANUS, B., at Temple (11/10/12)
Long Punt Return	22.....	BROWN, Matt, at Temple (11/10/12)
Long Kickoff Return	91.....	REEDY, Bernard, at Toledo (10/20/12)
Tackles	14.....	THOMAS, S., vs Syracuse (11/03/12)
Sacks	2.0.....	YOUBOTY, John, at Temple (11/10/12)
		Greene, Khaseem, vs Rutgers (11/17/12)
Tackles For Loss	3.5.....	Greene, Khaseem, vs Rutgers (11/17/12)
Interceptions	1.....	11 times, last by Beauharnais, St, vs Rutgers (11/17/12)

## OPPONENT TEAM GAME HIGHS

Rushes	47.....	vs Rutgers (11/17/12)
Yards Rushing	234.....	vs Rutgers (11/17/12)
Yards Per Rush	5.3.....	at Toledo (10/20/12)
TD Rushes	2.....	vs Virginia Tech (09/29/12)
		at Louisville (10/26/12)
		vs Syracuse (11/03/12)
Pass attempts	53.....	vs Miami (Ohio) (10/06/12)
Pass completions	38.....	vs Duke (12/27/12)
Yards Passing	416.....	at Louisville (10/26/12)
Yards Per Pass	10.1.....	at Louisville (10/26/12)
TD Passes	2.....	vs Miami (Ohio) (10/06/12)
		at Louisville (10/26/12)
		vs Duke (12/27/12)
Total Plays	89.....	vs Duke (12/27/12)
Total Offense	560.....	vs Duke (12/27/12)
Yards Per Play	6.7.....	at Louisville (10/26/12)
Points	34.....	at Louisville (10/26/12)
		vs Duke (12/27/12)
Sacks By	3.....	vs Rutgers (11/17/12)
First Downs	36.....	vs Duke (12/27/12)
Penalties	12.....	vs Syracuse (11/03/12)
Penalty Yards	104.....	vs Syracuse (11/03/12)
Turnovers	4.....	vs Miami (Ohio) (10/06/12)
		vs Duke (12/27/12)
Interceptions By	3.....	at Louisville (10/26/12)
Punts	8.....	vs Delaware State (09/14/12)
Punting Avg	79.0.....	vs Duke (12/27/12)
Long Punt	79.....	vs Duke (12/27/12)
Punts inside 20	3.....	at Temple (11/10/12)
Long Punt Return	22.....	at Temple (11/10/12)

# 2013 UNIVERSITY OF CINCINNATI FOOTBALL

## PLAYER PARTICIPATION

	Name	GP/GS	PITT	DSU	VT	MIA	FOR	TOL	LOU	SYR	TEM	RUT	USF	CONN	DUKE
1	ABERNATHY, RD	13/4	XXX	XXX	XXX	START	XXX	START	XXX	START	XXX	XXX	XXX	START	START
86	ANNEN, Blake	10/2	...	...	XXX	XXX	XXX	...	XXX	XXX	XXX	START	XXX	START	XXX
9D	BATTLE, D.	11/3	...	XXX	XXX	XXX	XXX	...	XXX	START	XXX	XXX	START	START	XXX
39	BEAL, Demitri	11/-	XXX	XXX	XXX	XXX	XXX	...	...	XXX	XXX	XXX	XXX	XXX	XXX
90	BEARD, Camaron	13/11	XXX	XXX	START	START	START	START	START	START	START	START	START	START	START
51	BLAIR, Greg	13/13	START	START	START	START	START	START	START	START	START	START	START	START	START
4D	BOMAR, Maalik	13/12	START	START	START	START	START	START	START	START	START	START	START	XXX	START
40	BROWN, Kevin	9/-	...	XXX	XXX	XXX	XXX	...	XXX	XXX	XXX	...	XXX	XXX	...
31	BUCKLEY, D.	7/-	...	...	...	XXX	XXX	...	XXX	XXX	XXX	...	...	XXX	XXX
76	BUJNOCH, Austen	13/13	START	START	START	START	START	START	START	START	START	START	START	START	START
24	BURRELL, Chris	2/-	XXX	...	...	...	...	...	...	...	XXX	...	...	...	...
57	CASSEUS, C.	11/-	XXX	XXX	...	XXX	XXX	XXX	XXX	...	XXX	XXX	XXX	XXX	XXX
21	CHEATHAM, C.	13/13	START	START	START	START	START	START	START	START	START	START	START	START	START
25	CHENAU, Arryn	12/10	START	START	START	START	START	START	START	...	START	START	XXX	XXX	START
80	CHISUM, Alex	12/4	START	...	START	XXX	XXX	XXX	XXX	XXX	XXX	XXX	START	XXX	START
84	COLE, Nate	1/-	XXX	...	...	...	...	...	...	...	...	...	...	...	...
79	CURETON, Andre	4/-	...	...	...	XXX	XXX	...	...	...	XXX	...	XXX	...	...
91	DEMPSEY, Adam	12/2	START	START	XXX	XXX	XXX	...	XXX	XXX	XXX	XXX	XXX	XXX	XXX
1D	DRANE, Deven	12/12	START	START	START	START	START	START	START	...	START	START	START	START	START
78	EHINGER, Parker	13/12	XXX	START	START	START	START	START	START	START	START	START	START	START	START
38	FEARING, Adam	12/-	XXX	XXX	XXX	XXX	XXX	XXX	...	XXX	XXX	XXX	XXX	XXX	XXX
26	FREY, Drew	11/11	START	...	START	START	...	START	START	START	START	START	START	START	START
99	GIORDANO, Dan	13/13	START	START	START	START	START	START	START	START	START	START	START	START	START
4G	GOLDEN, Jared	13/-	XXX	XXX	XXX	XXX	XXX	XXX	XXX	XXX	XXX	XXX	XXX	XXX	XXX
87	GRAVES, Jeremy	12/-	XXX	XXX	XXX	XXX	XXX	XXX	XXX	XXX	XXX	...	XXX	XXX	XXX
23	GREEN, Tion	7/-	...	...	...	XXX	XXX	...	XXX	XXX	XXX	XXX	XXX	...	...
93	HARRAH, Brad	11/-	XXX	XXX	...	XXX	XXX	...	XXX	XXX	XXX	XXX	XXX	XXX	XXX
77	HOOEY, Sean	6/2	START	START	...	...	...	...	...	...	XXX	XXX	XXX	XXX	...
85	HORNER, Bruce	11/-	...	XXX	XXX	XXX	XXX	...	XXX	XXX	XXX	XXX	XXX	XXX	XXX
41	HYLAND, Kevin	4/-	XXX	XXX	XXX	XXX	...	...	...	...	...	...	...	...	...
16	JULIAN, Damon	12/6	XXX	START	XXX	START	XXX	START	START	START	START	XXX	XXX	XXX	...
11	KAY, Brendon	11/5	XXX	...	XXX	XXX	XXX	XXX	...	XXX	START	START	START	START	START
62	KEEBLER, Cory	13/-	XXX	XXX	XXX	XXX	XXX	XXX	XXX	XXX	XXX	XXX	XXX	XXX	XXX
18	KELCE, Travis	13/12	START	START	START	START	START	XXX	START	START	START	START	START	START	START
49	KING, Anthony	8/-	XXX	XXX	XXX	XXX	XXX	XXX	...	XXX	XXX	...	...	...	...
13	LAMBERT, Pat	13/-	XXX	XXX	XXX	XXX	XXX	XXX	XXX	XXX	XXX	XXX	XXX	XXX	XXX
71	LEFELD, Eric	13/13	START	START	START	START	START	START	START	START	START	START	START	START	START
4	LEGAUX, Munchie	11/8	START	START	START	START	START	START	START	START	XXX	...	XXX	...	XXX
60	LONGO, Sam	13/12	START	XXX	START	START	START	START	START	START	START	START	START	START	START
55	LOZANO, Roney	2/-	XXX	...	...	XXX	...	...	...	...	...	...	...	...	...
47	LOZIER, Colin	3/-	XXX	XXX	...	...	...	...	...	...	...	...	...	XXX	...
10	LUALLAN, Jordan	9/-	...	...	...	XXX	XXX	XXX	XXX	XXX	XXX	XXX	...	XXX	XXX
69	MAINELO, D.	6/-	XXX	...	...	XXX	XXX	...	...	XXX	...	...	XXX	XXX	...
44	MASON, Corey	13/-	XXX	XXX	XXX	XXX	XXX	XXX	XXX	XXX	XXX	XXX	XXX	XXX	XXX
66	MCCLELLAN, Sean	2/-	...	...	...	XXX	XXX	...	...	...	...	...	...	...	...
6	MCLUNG, A.	12/10	START	START	START	XXX	...	START	START	XXX	START	START	START	START	START
46	MEADOR, Mitch	13/-	XXX	XXX	XXX	XXX	XXX	XXX	XXX	XXX	XXX	XXX	XXX	XXX	XXX
14	MILIANO, Tony	13/-	XXX	XXX	XXX	XXX	XXX	XXX	XXX	XXX	XXX	XXX	XXX	XXX	XXX
83	MILLIGAN, Danny	13/1	XXX	XXX	XXX	XXX	START	XXX	XXX	XXX	XXX	XXX	XXX	XXX	XXX
58	MILLS, Brandon	13/8	XXX	XXX	XXX	XXX	XXX	START	START	START	START	START	START	START	START
15	MOORE, Chris	12/-	...	XXX	XXX	XXX	XXX	XXX	XXX	XXX	XXX	XXX	XXX	XXX	XXX
82	MORRISON, Max	11/-	XXX	XXX	XXX	XXX	XXX	XXX	XXX	XXX	XXX	...	XXX	XXX	...
92	MOUHON, S.	13/-	XXX	XXX	XXX	XXX	XXX	XXX	XXX	XXX	XXX	XXX	XXX	XXX	XXX
74	MURRAY, Justin	1/-	...	...	...	XXX	...	...	...	...	...	...	...	...	...
17	MURRAY, Malcolm	13/2	XXX	START	XXX	XXX	START	XXX	XXX	XXX	XXX	XXX	XXX	XXX	XXX
34	O'DONNELL, Pat	13/-	XXX	XXX	XXX	XXX	XXX	XXX	XXX	XXX	XXX	XXX	XXX	XXX	XXX
2D	ORR, Trenier	8/1	XXX	XXX	...	XXX	XXX	XXX	XXX	START	...	...	...	...	XXX
12	PAYNE, L	13/-	XXX	XXX	XXX	XXX	XXX	XXX	XXX	XXX	XXX	XXX	XXX	XXX	XXX
96	POSLEY, Josh	6/-	XXX	...	...	XXX	XXX	...	...	...	XXX	XXX	...	...	XXX
22	POTEAT, Jameel	11/-	XXX	XXX	XXX	XXX	XXX	XXX	...	XXX	XXX	XXX	XXX	XXX	XXX
89	RICHARDSON, D.	13/1	XXX	XXX	XXX	XXX	START	XXX	XXX	XXX	XXX	XXX	XXX	XXX	XXX
30	ROBERSON, Aaron	11/-	XXX	XXX	XXX	XXX	XXX	...	...	XXX	XXX	XXX	XXX	XXX	XXX
35	RUSS, Josh	4/-	XXX	...	...	...	XXX	...	XXX	...	XXX	...	...	...	...
75	SCHLOEMER, K.	4/-	...	...	...	XXX	XXX	...	...	...	XXX	...	...	...	XXX
52	SHULER, Elijah	10/-	XXX	XXX	...	...	XXX	XXX	XXX	XXX	XXX	XXX	XXX	XXX	...
63	SPRAGUE, Dan	13/13	START	START	START	START	START	START	START	START	START	START	START	START	START
94	STEPP, Jordan	13/9	XXX	XXX	START	START	START	START	START	START	START	START	XXX	XXX	START
54	STEWART, Walter	5/5	START	START	START	START	START	...	...	...	...	...	...	...	...
43	TEMPLE, Nick	13/8	START	XXX	START	XXX	XXX	XXX	START	XXX	START	START	START	START	START
33	TENTMAN, S.	9/1	XXX	XXX	...	XXX	XXX	...	...	...	XXX	XXX	XXX	START	XXX
7	THOMPSON, K.	13/13	START	START	START	START	START	START	START	START	START	START	START	START	START
19	WASHINGTON, S.	5/-	...	XXX	...	XXX	XXX	...	...	...	XXX	...	XXX	...	...
20	WILLIAMS, Chris	12/4	XXX	START	XXX	START	START	START	...	XXX	XXX	XXX	XXX	XXX	XXX
95	WILLIAMS, John	13/4	START	START	XXX	XXX	XXX	XXX	XXX	XXX	XXX	XXX	START	START	XXX
61	WILLIS, Kirk	13/-	XXX	XXX	XXX	XXX	XXX	XXX	XXX	XXX	XXX	XXX	XXX	XXX	XXX
32	WINN, George	13/12	START	START	START	START	START	START	START	START	START	START	START	START	XXX
8	WITTY, Adrian	11/1	XXX	...	...	XXX	XXX	XXX	XXX	START	XXX	XXX	XXX	XXX	XXX



2013 UNIVERSITY OF CINCINNATI FOOTBALL											
GAME-BY-GAME STARTERS											
OFFENSE	LT	LG	C	RG	RT	TE/WR	WR/TE	WR	WR/RB	RB	QB
Pittsburgh	Lefeld	Bujnoch	Sprague	Longo	Hooey	Kelce	Thompkins	McClung	Chisum	Winn	Legaux
Delaware State	Lefeld	Bujnoch	Sprague	Ehinger	Hooey	Kelce	Thompkins	McClung	Julian	Winn	Legaux
Virginia Tech	Lefeld	Bujnoch	Sprague	Longo	Ehinger	Kelce	Thompkins	McClung	Chisum	Winn	Legaux
Miami (OH)	Lefeld	Bujnoch	Sprague	Longo	Ehinger	Kelce	Thompkins	Abernathy	Julian	Winn	Legaux
Fordham	Lefeld	Bujnoch	Sprague	Longo	Ehinger	Kelce	Richardson	Thompkins	Milligan	Winn	Legaux
at Toledo	Lefeld	Bujnoch	Sprague	Longo	Ehinger	Thompkins	McClung	Julian	Abernathy	Winn	Legaux
at Louisville	Lefeld	Bujnoch	Sprague	Longo	Ehinger	Kelce	Thompkins	McClung	Julian	Winn	Legaux
Syracuse	Lefeld	Bujnoch	Sprague	Longo	Ehinger	Kelce	Thompkins	Julian	Abernathy	Winn	Legaux
at Temple	Lefeld	Bujnoch	Sprague	Longo	Ehinger	Kelce	Thompkins	McClung	Julian	Winn	Kay
Rutgers	Lefeld	Bujnoch	Sprague	Longo	Ehinger	Kelce	Annen	Thompkins	McClung	Winn	Kay
USF	Lefeld	Bujnoch	Sprague	Longo	Ehinger	Kelce	Thompkins	McClung	Chiusm	Winn	Kay
at Connecticut	Lefeld	Bujnoch	Sprague	Longo	Ehinger	Kelce	Annen	Thompkins	McClung	Winn	Kay
vs. Duke	Lefeld	Bujnoch	Sprague	Longo	Ehinger	Kelce	Thompkins	McClung	Chisum	Abernathy	Kay
DEFENSE	L	T	N	E	WLB	MLB	SLB/DB	DB	FS	SS	DB
Pittsburgh	Stewart	Dempsey	J. Williams	Giordano	Bomar	Blair	Temple	Drane	Chenault	Frey	Cheatham
Delaware State	Stewart	Dempsey	J. Williams	Giordano	Bomar	Blair	C. Willaims	Drane	Chenault	M. Murray	Cheatham
Virginia Tech	Stewart	Beard	Stepp	Giordano	Bomar	Blair	Temple	Drane	Chenault	Frey	Cheatham
Miami (OH)	Stewart	Beard	Stepp	Giordano	Bomar	Blair	C. Williams	Drane	Chenault	Frey	Cheatham
Fordham	Stewart	Beard	Stepp	Giordano	Bomar	Blair	C. Williams	Drane	Chenault	M. Murray	Cheatham
at Toledo	Mills	Beard	Stepp	Giordano	Bomar	Blair	C. Williams	Drane	Chenault	Frey	Cheatham
at Louisville	Mills	Beard	Stepp	Giordano	Bomar	Blair	Temple	Drane	Chenault	Frey	Cheatham
Syracuse	Mills	Beard	Stepp	Giordano	Bomar	Blair	Witty	Orr	Battle	Frey	Cheatham
at Temple	Mills	Beard	Stepp	Giordano	Bomar	Blair	Temple	Drane	Chenault	Frey	Cheatham
Rutgers	Mills	Beard	Stepp	Giordano	Bomar	Blair	Temple	Drane	Chenault	Frey	Cheatham
USF	Mills	Beard	J. Williams	Giordano	Bomar	Blair	Temple	Drane	Battle	Frey	Cheatham
at Connecticut	Mills	Beard	J. Williams	Giordano	Blair	Tentman	Temple	Drane	Battle	Frey	Cheatham
vs. Duke	Mills	Beard	Stepp	Giordano	Bomar	Blair	Temple	Drane	Chenault	Frey	Cheatham
START CHART											
PLAYER	2012	CAR.	CONS.	PLAYER	2012	CAR.	CONS.	PLAYER	2012	CAR.	CONS.
Ralph David Abenathy IV, RB	3	3	1	Damon Julian, WR	6	6	1	Solomon Tentman, LB	1	1	1
Blake Annen, TE	2	2	1	Brendon Kay, QB	4	4	4	Kenbrell Thompkins, WR	12	24	12
Dominique Battle, DB	3	23	2	Travis Kelce, TE	11	11	6	Shaq Washington, WR	0	1	1
Camaron Beard, DL	10	10	10	Eric Lefeld, OL	12	19	17	Chris Williams, DB	4	14	3
Greg Blair, LB	12	12	12	Munchie Legaux, QB	8	12	8	John Williams, DL	4	34*	2
Maalik Bomar, LB	11	36	36	Sam Longo, OL	11	11	10	George Winn, RB	12	12	12
Austen Bujnoch, OL	12	24	24	Anthony McClung, WR	9	24	4	Adrian Witty, DB	1	1	1
Arryn Chenault, DB	9	9	2	Danny Milligan, WR	1	1	1	* - John Williams started 30 career games at Central Michigan			
Camerron Cheatham, DB	12	36	33	Brandon Mills, DL	7	21	17				
Alex Chisum, WR	3	5	1	Malcolm Murray, DB	2	2	1				
Adam Dempsey, DL	2	2	2	Trenier Orr, DB	1	1	1				
Deven Drane, DB	11	20	4	Demetrius Richardson, TE	1	1	1				
Parker Ehinger, OL	11	11	11	Dan Sprague, OL	12	12	12				
Drew Frey, DB	10	46	7	Jordan Stepp, DL	8	9	8				
Dan Giordano, DL	12	36	36	Walter Stewart, DL	5	41	40				
Sean Hooey, OL	2	11	2	Nick Temple, LB	7	14	13				

2013 UNIVERSITY OF CINCINNATI FOOTBALL

GAME BY GAME TEAM TOTALS

	SCORE	1ST DOWNS	RUSHING (NO-YDS-TD)	PASSING (C-A-I-YDS-TD)	TOTAL OFF (PLY-YDS)	PUNTS NO-AVG	FUMBLES NO-LOST	PENALTIES NO-YDS	KOR NO-YDS	PR NO-YDS	INT RET NO-YDS	3RD-DN CONV	TIME OF POSS
CINCINNATI	34	19	31-259-2	14-28-0-205-2	59-464	5-43.2	0-0	7-52	2-46	4-55	1-0	6-13	23:48
Pittsburgh	10	23	42-137-0	24-37-1-278-1	79-415	7-45.3	1-1	8-62	3-80	3-33	0-0	7-18	36:12
CINCINNATI	24	26	49-259-1	20-27-2-208-2	76-467	2-38.0	4-4	3-40	2-70	5-82	1-0	5-11	32:13
Delaware State	7	13	26-110-1	18-36-1-151-0	62-261	8-39.8	2-1	9-66	1-18	0-0	2-19	3-14	27:47
CINCINNATI	27	24	34-160-2	20-43-1-392-3	75-495	5-44.6	2-1	8-50	2-53	4-24	2-2	8-18	30:10
Virginia Tech	24	16	32-103-0	17-30-2-242-1	64-402	7-45.9	2-1	7-82	5-114	3-3	1-0	4-13	29:50
CINCINNATI	52	24	50-272-4	13-23-0-157-2	73-429	3-41.3	2-0	9-84	2-75	0-0	3-114	8-13	33:01
Miami (OH)	14	21	19-59-0	27-53-3-320-2	72-379	3-37.7	1-1	8-57	2-40	1-11	0-0	5-14	26:59
CINCINNATI	49	19	33-210-4	15-24-0-262-2	57-472	2-49.0	2-0	5-55	2-41	1-42	0-0	7-11	23:54
Fordham	17	18	29-42-0	31-42-0-262-1	71-304	4-47.2	3-1	3-38	3-84	0-0	0-0	6-17	36:06
CINCINNATI	23	23	35-251-1	15-37-2-227-1	72-478	5-41.6	0-0	4-45	5-95	0-0	0-0	6-14	27:52
at Toledo	29	18	43-229-0	13-24-0-126-0	67-355	4-44.2	2-1	4-35	5-160	3-38	2-117	6-16	32:08
CINCINNATI	31	20	41-196-3	13-28-3-157-1	69-353	5-38.2	1-0	6-59	5-160	1-15	1-0	5-15	30:31
at Louisville	34 (OT)	24	37-108-2	24-41-1-416-2	78-524	5-37.6	1-0	6-65	4-82	2 (-2)	3-13	7-17	29:29
CINCINNATI	35	23	53-263-3	16-27-1-207-2	80-470	6-41.5	4-2	8-90	3-77	3-19	0-0	7-15	33:45
Syracuse	24	24	41-193-2	23-47-0-286-1	88-479	6-34.8	2-2	12-104	1-28	4-13	1-0	9-21	26:15
CINCINNATI	34	18	40-228-2	13-21-0-244-2	61-472	5-41.6	0-0	2-15	0-0	3-15	1-20	5-13	29:35
at Temple	10	15	35-125-0	12-32-1-142-1	67-267	7-48.9	0-0	4-45	5-105	3-28	0-0	7-17	30:25
CINCINNATI	3	16	28-90-0	17-31-2-251-0	59-341	4-43.8	0-0	4-40	2-32	1-2	2-13	3-11	22:47
Rutgers	10	19	47-234-0	11-20-2-186-1	67-420	4-35.2	0-0	7-50	0-0	0-0	2-18	6-14	37:13
CINCINNATI	27	18	40-210-3	17-27-0-178-1	67-372	7-42.9	0-0	4-50	2-42	0-0	0-0	5-13	28:46
USF	10	22	38-130-1	21-39-0-176-0	77-306	7-43.0	7-2	1-5	3-55	2-1	0-0	8-18	31:14
CINCINNATI	34	18	32-72-1	20-30-0-284-3	62-356	6-40.3	2-1	7-56	3-75	4-(-2)	3-78	5-14	30:39
at Connecticut	17	19	29-36-1	23-47-3-337-1	76-373	6-37.7	0-0	9-79	6-120	1-0	0-0	6-17	29:21
CINCINNATI	48	18	28-222-1	17-25-0-332-4	53-554	5-31.4	0-0	6-59	4-73	0-0	2-76	3-10	26:18
vs. Duke	34	36	39-200-1	38-50-2-360-2	89-560	1-79.0	3-2	5-48	7-124	4-71	0-0	7-13	33:42

INDIVIDUAL SINGLE-GAME SUPERLATIVES

300-YARD PASSING GAMES

#4 MUNCHIE LEGAUX (1)

Opp	Date	C-A-I	Yards	TD	Long
vs. Virginia Tech	09/29/12	19-42-1	376	3	76

#11 BRENDON KAY (1)

Opp	Date	C-A-I	Yards	TD	Long
Duke	12/27/12	17-25-0	332	4	83

100-YARD RECEIVING GAMES

#1 KENBRELL THOMPKINS (2)

Opp	Date	Rec	Yards	TD	Long
at USF	10/22/11	6	114	0	39
vs. Virginia Tech	09/29/12	7	134	1	37

#6 ANTHONY MCCLUNG (2)

Opp	Date	Rec	Yards	TD	Long
Connecticut	12/03/11	8	142	2	36
Duke	12/27/12	3	110	1	55

#18 TRAVIS KELCE (2)

Opp	Date	Rec	Yards	TD	Long
Fordham	10/13/12	3	101	1	78
Duke	12/27/12	5	123	1	83

100-YARD RUSHING GAMES

#4 MUNCHIE LEGAUX (1)

Opp	Date	Att	Yards	TD	Long
Pittsburgh	09/06/12	6	117	0	77

#32 GEORGE WINN (6)

Opp	Date	Att	Yards	TD	Long
Delaware State	09/15/12	24	147	0	31
Miami (Ohio)	10/06/12	16	128	2	57
at Louisville	10/26/12	26	125	0	25
Syracuse	11/03/12	30	168	3	20
USF	11/23/12	21	119	2	23
Duke	12/27/12	16	130	1	46

## TEAM GAME-BY-GAME STATISTICS

Date	Opponent	RUSHING				RECEIVING				PASSING				KICK RET				PUNT RET				TOT OFF
		No.	Yds	TD	Lg	No.	Yds	TD	Lg	Cmp-Att-Int	Yds	TD	Lg	No	Yds	TD	Lg	No	Yds	TD	Lg	
09/06/12	Pittsburgh	31	259	2	77	14	205	2	42	14-28-0	205	2	42	2	46	0	24	4	55	0	29	464
09/15/12	Delaware State	49	259	1	31	20	208	2	36	20-27-2	208	2	36	2	70	0	47	5	82	0	29	467
09/29/12	Virginia Tech	32	103	0	18	20	392	3	76	20-43-1	392	3	76	2	53	0	38	4	24	0	14	495
10/06/12	Miami (OH)	50	272	4	57	13	157	2	22	13-23-0	157	2	22	2	75	0	58	0	0	0	0	429
10/13/12	Fordham	33	210	4	36	15	262	2	78	15-24-0	262	2	78	2	41	0	21	1	42	0	42	472
10/20/12	at Toledo	35	251	1	52	15	227	1	46	15-37-2	227	1	46	5	95	0	29	0	0	0	0	478
10/26/12	at Louisville	41	196	3	25	13	157	1	31	13-28-3	157	1	31	5	160	0	41	1	15	0	15	353
11/03/12	Syracuse	53	263	3	24	16	207	2	37	16-27-1	207	2	37	3	77	0	32	3	19	0	17	470
11/10/12	at Temple	40	228	2	40	13	244	2	75	13-21-0	244	2	75	0	0	0	0	3	15	0	12	472
11/17/12	Rutgers	28	90	0	24	17	251	0	30	17-31-2	251	0	30	2	32	0	30	1	2	0	2	341
11/23/12	USF	40	194	3	23	17	178	1	48	17-27-0	178	1	48	2	42	0	26	0	0	0	0	372
12/01/12	at Connecticut	32	72	1	8	20	284	3	39	20-30-0	284	3	39	3	75	0	39	4	-2	0	2	356
12/27/12	vs. Duke	28	222	1	46	17	332	4	83	17-25-0	332	4	83	4	73	0	22	0	0	0	0	554
<b>Totals</b>		<b>492</b>	<b>2619</b>	<b>25</b>	<b>77</b>	<b>210</b>	<b>3104</b>	<b>25</b>	<b>83</b>	<b>210-371-11</b>	<b>3104</b>	<b>25</b>	<b>83</b>	<b>34</b>	<b>839</b>	<b>0</b>	<b>58</b>	<b>26</b>	<b>252</b>	<b>0</b>	<b>42</b>	<b>5723</b>
<b>Opponent</b>		<b>459</b>	<b>1763</b>	<b>10</b>	<b>60</b>	<b>282</b>	<b>3282</b>	<b>13</b>	<b>74</b>	<b>282-498-16</b>	<b>3282</b>	<b>13</b>	<b>74</b>	<b>45</b>	<b>1010</b>	<b>1</b>	<b>91</b>	<b>26</b>	<b>196</b>	<b>1</b>	<b>22</b>	<b>5045</b>

Date	Opponent	TACKLES				SACKS No-Yds	FUMBLE		Int-Yds	PASS		BLKD Kick	KICKS Att-Mad	XPTS		Saf	Pts
		Solo	Ast	Total	TFL-Yds		FF	FR-Yds		QBH	Brk			Run	Rcv		
09/06/12	Pittsburgh	44	48	92	10.0-57	6.0-42	1	1-0	1-0	4	3	0	4-4	0	0	0	34
09/15/12	Delaware State	30	20	50	7.0-21	2.0-13	1	1-0	1-0	1	5	0	3-2	0	0	0	23
09/29/12	Virginia Tech	34	40	74	4.0-17	1.0-9	1	1-0	2-2	1	5	0	3-3	0	0	0	27
10/06/12	Miami (OH)	31	22	53	5.0-22	3.0-20	1	1-0	3-114	2	6	0	7-7	0	0	0	52
10/13/12	Fordham	46	24	70	7.0-35	2.0-23	2	1-76	0-0	2	4	0	7-7	0	0	0	49
10/20/12	at Toledo	41	38	79	8.0-26	3.0-19	1	1-0	0-0	1	1	0	2-2	0	0	0	23
10/26/12	at Louisville	41	42	83	7.0-25	3.0-14	0	0-0	1-0	2	4	0	4-4	0	0	0	31
11/03/12	Syracuse	49	28	77	3.0-9	1.0-6	2	2-0	0-0	5	7	1	5-5	0	0	0	35
11/10/12	at Temple	45	8	53	4.0-11	0.0-0	0	0-0	1-20	0	7	0	4-4	0	0	0	34
11/17/12	Rutgers	29	54	83	3.0-3	0.0-0	0	0-0	2-13	2	3	1	0-0	0	0	0	3
11/23/12	USF	47	30	77	7.0-36	4.0-25	3	2-20	0-0	4	7	0	4-3	0	0	0	27
12/01/12	at Connecticut	39	30	69	9.0-46	4.0-36	0	0-0	3-78	0	5	0	4-4	0	0	0	34
12/27/12	vs. Duke	63	38	101	2.0-3	0.0-0	2	2-0	2-76	1	4	1	6-6	0	0	0	48
	Totals	539	422	961	76.0-311	30.0-208	14	12-96	16-303	25	61	3	53-51	0	0	0	420
	Opponent	470	438	908	67.0-230	15.0-92	12	8-0	11-167	23	47	1	22-21	1	2	0	240

Date	Opponent	No	Yds	Avg	PUNTING						FIELD GOALS			KICKOFFS				
					Long	Blkd	TB	FC	50+	I20	Att-Made	Lg	Blkd	No	Yds	Avg	TB	OB
09/06/12	Pittsburgh	5	216	43.2	46	0	1	1	0	1	2-2	46	0	7	471	67.3	4	0
09/15/12	Delaware State	2	76	38.0	44	0	1	0	0	1	1-1	18	0	5	325	65.0	4	0
09/29/12	Virginia Tech	5	223	44.6	51	0	0	1	2	4	3-2	43	0	6	379	63.2	1	0
10/06/12	Miami (OH)	3	124	41.3	54	0	0	1	1	0	2-1	24	0	9	583	64.8	7	0
10/13/12	Fordham	2	98	49.0	63	0	0	0	1	1	1-0	0	0	8	511	63.9	5	0
10/20/12	at Toledo	5	208	41.6	49	0	0	1	0	2	3-3	41	0	6	352	58.7	1	0
10/26/12	at Louisville	5	191	38.2	53	0	0	0	1	3	2-1	47	0	6	388	64.7	2	0
11/03/12	Syracuse	6	249	41.5	54	0	1	0	1	2	0-0	0	0	6	375	62.5	5	0
11/10/12	at Temple	5	208	41.6	58	0	0	0	1	0	2-2	23	0	7	428	61.1	2	0
11/17/12	Rutgers	4	175	43.8	54	0	2	1	1	2	2-1	36	0	1	65	65.0	1	0
11/23/12	USF	7	300	42.9	65	0	1	1	2	4	0-0	0	0	5	312	62.4	2	0
12/01/12	at Connecticut	6	242	40.3	43	0	0	2	0	3	2-2	42	0	7	432	61.7	1	0
12/27/12	vs. Duke	5	157	31.4	45	1	0	0	0	0	2-2	45	0	9	547	60.8	2	0
	Totals	60	2467	41.1	65	1	6	8	10	23	22-17	47	0	82	5168	63.0	37	0
	Opponent	69	2921	42.3	79	0	5	21	14	18	26-19	55	2	56	3451	61.6	20	2

# 2013 UNIVERSITY OF CINCINNATI FOOTBALL

## INDIVIDUAL SEASON/CAREER STATS

SEASON										CAREER									
Rushing	gp	att	gain	loss	net	avg	td	lg	avg/g	gp	att	gain	loss	net	avg	td	lg	avg/g	
WINN, George	13	243	1370	36	1334	5.5	13	58	102.6	37	321	1761	51	1710	5.3	15	69	46.2	
ABERNATHY, RD	13	69	394	28	366	5.3	3	52	28.2	26	83	446	42	404	4.9	3	52	15.5	
LEGAUX, Munchie	11	55	407	72	335	6.1	4	77	30.5	29	96	648	128	520	5.4	6	77	17.9	
KAY, Brendon	11	48	362	56	306	6.4	2	40	27.8	17	57	423	57	366	6.4	2	40	21.5	
POTEAT, Jameel	11	34	139	20	119	3.5	1	23	10.8	21	57	248	21	227	4.0	2	23	10.8	
GREEN, Tion	7	16	72	2	70	4.4	1	23	10.0	7	16	72	2	70	4.4	1	23	10.0	
LUALLEN, Jordan	9	15	54	3	51	3.4	1	12	5.7	16	37	210	24	186	5.0	2	48	11.6	
BUCKLEY, D.	7	4	32	0	32	8.0	0	12	4.6	7	4	32	0	32	8.0	0	12	4.6	
MCCLUNG, A.	12	3	17	10	7	2.3	0	14	0.6	35	4	21	10	11	2.8	0	14	0.3	
FEARING, Adam	12	3	5	1	4	1.3	0	3	0.3	15	12	57	1	56	4.7	1	14	3.7	
WASHINGTON, S.	5	1	1	0	1	1.0	0	1	0.2	10	1	1	0	1	1.0	0	1	0.1	
TEAM	2	1	0	6	-6	-6.0	0	0	-3.0										
Total	13	492	2853	234	2619	5.3	25	77	201.5										
Opponents	13	459	2080	317	1763	3.8	10	60	135.6										
Passing	gp	effic	comp-att-int	pct	yds	td	lg	avg/g		gp	effic	comp-att-int	pct	yds	td	lg	avg/g		
LEGAUX, Munchie	11	125.67	120-230-9	52.2	1716	13	78	156.0		29	120.08	175-346-13	50.6	2465	18	78	85.0		
KAY, Brendon	11	163.07	87-138-2	63.0	1298	10	83	118.0		17	160.26	92-146-2	63.0	1345	10	83	79.1		
KELCE, Travis	13	757.60	1-1-0	100.0	39	1	39	3.0		35	757.60	1-1-0	100.0	39	1	39	1.1		
LUALLEN, Jordan	9	217.60	1-1-0	100.0	14	0	14	1.6		16	100.32	3-5-0	60.0	24	0	14	1.5		
WINN, George	13	740.80	1-1-0	100.0	37	1	37	2.8		37	740.80	1-1-0	100.0	37	1	37	1.0		
Total	13	143.19	210-371-11	56.6	3104	25	83	238.8											
Opponents	13	114.17	282-498-16	56.6	3282	13	74	252.5											
Receiving	gp	no.	yds	avg	td	lg	avg/g			gp	no.	yds	avg	td	lg	avg/g			
KELCE, Travis	13	45	722	16.0	8	83	55.5			35	59	875	14.8	10	83	25.0			
THOMPSON, K.	13	34	541	15.9	2	75	41.6			26	78	1077	13.8	4	75	41.4			
MCCLUNG, A.	12	34	539	15.9	2	55	44.9			35	105	1439	13.7	10	55	41.1			
ABERNATHY, RD	13	28	341	12.2	4	76	26.2			26	29	337	11.6	4	76	13.0			
JULIAN, Damon	12	24	377	15.7	4	39	31.4			15	24	377	15.7	4	39	25.1			
WINN, George	13	15	128	8.5	0	30	9.8			37	19	159	8.4	0	30	4.3			
CHISUM, Alex	12	9	140	15.6	0	29	11.7			25	28	442	15.8	2	30	17.7			
MILLIGAN, Danny	13	8	116	14.5	2	31	8.9			37	9	131	14.6	2	31	3.5			
MOORE, Chris	12	4	113	28.2	2	65	9.4			12	4	113	28.2	2	65	9.4			
WASHINGTON, S.	5	3	23	7.7	0	16	4.6			10	6	37	6.2	0	16	3.7			
KAY, Brendon	11	2	44	22.0	1	39	4.0			17	2	44	22.0	1	39	2.6			
MOUHON, S.	13	1	16	16.0	0	16	1.2			13	1	16	16.0	0	16	1.2			
RICHARDSON, D.	13	1	3	3.0	0	3	0.2			26	1	3	3.0	0	3	0.1			
ANNEN, Blake	10	1	2	2.0	0	2	0.2			31	3	35	11.7	0	27	1.1			
POTEAT, Jameel	11	1	-1	-1.0	0	0	-0.1			21	1	-1	-1.0	0	0	0.0			
Total	13	210	3104	14.8	25	83	238.8												
Opponents	13	282	3282	11.6	13	74	252.5												
Total Offense	g	plays	rush	pass	total	avg/g				g	plays	rush	pass	total	avg/g				
LEGAUX, Munchie	11	285	335	1716	2051	186.5				29	442	520	2465	2985	102.9				
KAY, Brendon	11	186	306	1298	1604	145.8				17	203	366	1345	1711	100.6				
WINN, George	13	244	1334	37	1371	105.5				37	322	1710	37	1747	47.2				
ABERNATHY, RD	13	69	366	0	366	28.2				26	83	404	0	404	15.5				
POTEAT, Jameel	11	34	119	0	119	10.8				21	57	227	0	227	10.8				
GREEN, Tion	7	16	70	0	70	10.0				7	16	70	0	70	10.0				
LUALLEN, Jordan	9	16	51	14	65	7.2				16	42	186	24	210	13.1				
KELCE, Travis	13	1	0	39	39	3.0				35	9	47	39	86	2.5				
BUCKLEY, D.	7	4	32	0	32	4.6				7	4	32	0	32	4.6				
MCCLUNG, A.	12	3	7	0	7	0.6				35	4	11	0	11	0.3				
FEARING, Adam	12	3	4	0	4	0.3				15	12	56	0	56	3.7				
WASHINGTON, S.	5	1	1	0	1	0.2				10	1	1	0	1	0.1				
TEAM	2	1	-6	0	-6	-3.0													
Total	13	863	2619	3104	5723	440.2													
Opponents	13	957	1763	3282	5045	388.1													



## INDIVIDUAL SEASON/CAREER STATS

SEASON								CAREER																
Scoring	td	fg	PAT				dxd	saf	pts	td	fg	PAT				dxd	saf	pts						
			kick	rush	rcv	pass						kick	rush	rcv	pass									
MILIANO, Tony	-	17-22	51-53	-	-	-	-	-	102	-	34-47	98-103	-	-	-	-	-	200						
WINN, George	13	-	-	-	-	-	-	-	78	15	-	-	-	-	-	-	-	90						
KELCE, Travis	8	-	-	-	-	-	-	-	48	12	-	-	-	-	-	-	-	72						
ABERNATHY, RD	7	-	-	-	-	-	-	-	42	8	-	-	-	-	-	-	-	48						
LEGAUX, Munchie	4	-	-	-	-	-	-	-	24	6	-	-	-	-	-	-	-	36						
JULIAN, Damon	4	-	-	-	-	-	-	-	24	4	-	-	-	-	-	-	-	24						
KAY, Brendon	3	-	-	-	-	-	-	-	18	3	-	-	-	-	-	-	-	18						
MOORE, Chris	2	-	-	-	-	-	-	-	12	2	-	-	-	-	-	-	-	12						
MCCLUNG, A.	2	-	-	-	-	-	-	-	12	10	-	-	-	-	-	-	-	60						
THOMPkins, K.	2	-	-	-	-	-	-	-	12	4	-	-	-	-	-	-	-	24						
MILLIGAN, Danny	2	-	-	-	-	-	-	-	12	2	-	-	-	-	-	-	-	12						
CHEATHAM, C.	1	-	-	-	-	-	-	-	6	2	-	-	-	-	-	-	-	12						
DRANE, Deven	1	-	-	-	-	-	-	-	6	1	-	-	-	-	-	-	-	6						
POTEAT, Jameel	1	-	-	-	-	-	-	-	6	2	-	-	-	-	-	-	-	12						
LUALLEN, Jordan	1	-	-	-	-	-	-	-	6	2	-	-	-	-	-	-	-	12						
TEMPLE, Nick	1	-	-	-	-	-	-	-	6	1	-	-	-	-	-	-	-	6						
GREEN, Tion	1	-	-	-	-	-	-	-	6	1	-	-	-	-	-	-	-	6						
Total	53	17-22	51-53	-	-	-	-	-	420															
Opponents	26	19-26	21-22	1-2	2	2-2	-	-	240															
Punt Returns	no.	yds	avg	td	lg														no.	yds	avg	td	lg	
MCCLUNG, A.	16	158	9.9	0	29														17	164	9.6	0	29	
MILLIGAN, Danny	10	94	9.4	0	42														16	136	8.5	0	42	
Total	26	252	9.7	0	42																			
Opponents	26	196	7.5	1	22																			
Kick Returns	no.	yds	avg	td	lg														no.	yds	avg	td	lg	
ABERNATHY, RD	32	801	25.0	0	58														71	1835	25.8	1	90	
BURRELL, Chris	1	22	22.0	0	22														1	22	22.0	0	22	
POTEAT, Jameel	1	16	16.0	0	16														4	83	20.8	0	28	
Total	34	839	24.7	0	58																			
Opponents	45	1010	22.4	1	91																			
Interceptions	no.	yds	avg	td	lg														no.	yds	avg	td	lg	
CHENAULT, Arryn	3	21	7.0	0	21														3	21	7.0	0	21	
CHEATHAM, C.	3	83	27.7	1	68														7	154	22.0	2	68	
FREY, Drew	2	42	21.0	0	22														8	72	9.0	1	22	
BLAIR, Greg	2	13	6.5	0	13														2	13	6.5	0	13	
DRANE, Deven	2	64	32.0	0	33														5	107	21.4	0	43	
BOMAR, Maalik	1	0	0.0	0	0														1	0	0.0	0	0	
BATTLE, D.	1	0	0.0	0	0														5	42	8.4	1	36	
TEMPLE, Nick	1	55	55.0	1	55														2	67	33.5	1	55	
WILLIAMS, Chris	1	25	25.0	0	25														1	25	25.0	0	25	
Total	16	303	18.9	2	68																			
Opponents	11	167	15.2	1	75																			
Fumble Returns	no.	yds	avg	td	lg														no.	yds	avg	td	lg	
BATTLE, D.	1	20	20.0	0	20														1	20	20.0	0	20	
DRANE, Deven	1	76	76.0	1	76														1	76	76.0	1	76	
Total	2	96	48.0	1	76																			
Opponents	0	0	0.0	0	0																			

## INDIVIDUAL SEASON/CAREER STATS

SEASON									CAREER								
All Purpose	g	rush	rcv	pr	kr	ir	total	avg/g	g	rush	rcv	pr	kr	ir	total	avg/g	
ABERNATHY, R	13	366	341	0	801	0	1508	116.0	26	404	337	0	1835	0	2576	99.1	
WINN, George	13	1334	128	0	0	0	1462	112.5	37	1710	159	0	0	0	1869	50.5	
KELCE, Travis	13	0	722	0	0	0	722	55.5	35	47	875	0	13	0	935	26.7	
MCCLUNG, A.	12	7	539	158	0	0	704	58.7	35	11	1439	164	198	0	1812	51.8	
THOMPCKINS, K.	13	0	541	0	0	0	541	41.6	26	0	1077	0	0	0	1077	41.4	
JULIAN, Damon	12	0	377	0	0	0	377	31.4	15	0	377	0	0	0	377	25.1	
KAY, Brendon	11	306	44	0	0	0	350	31.8	17	366	44	0	0	0	410	24.1	
LEGAUX, Munch	11	335	0	0	0	0	335	30.5	29	520	18	0	0	0	538	18.6	
MILLIGAN, Dann	13	0	116	94	0	0	210	16.2	37	0	131	136	0	0	267	7.2	
CHISUM, Alex	12	0	140	0	0	0	140	11.7	25	0	442	0	0	0	442	17.7	
POTEAT, Jameel	11	119	-1	0	16	0	134	12.2	21	227	-1	0	83	0	309	14.7	
MOORE, Chris	12	0	113	0	0	0	113	9.4	12	0	113	0	0	0	113	9.4	
CHEATHAM, C.	13	0	0	0	0	83	83	6.4	51	0	0	0	0	154	154	3.0	
GREEN, Tion	7	70	0	0	0	0	70	10.0	7	70	0	0	0	0	70	10.0	
DRANE, Deven	12	0	0	0	0	64	64	5.3	33	0	0	0	20	107	127	3.8	
TEMPLE, Nick	13	0	0	0	0	55	55	4.2	26	0	0	0	0	67	67	2.6	
LUALLEN, Jorda	9	51	0	0	0	0	51	5.7	16	186	0	0	0	0	186	11.6	
FREY, Drew	11	0	0	0	0	42	42	3.8	51	0	0	0	0	72	72	1.4	
BUCKLEY, D.	7	32	0	0	0	0	32	4.6	7	32	0	0	0	0	32	4.6	
WILLIAMS, Chris	12	0	0	0	0	25	25	2.1	46	0	0	0	0	25	25	0.5	
WASHINGTON,	5	1	23	0	0	0	24	4.8	10	1	37	0	0	0	38	3.8	
BURRELL, Chris	2	0	0	0	22	0	22	11.0	2	0	0	0	22	0	22	11.0	
CHENAULT, Arry	12	0	0	0	0	21	21	1.8	33	0	0	0	0	21	21	0.6	
MOUHON, S.	13	0	16	0	0	0	16	1.2	13	0	16	0	0	0	16	1.2	
BLAIR, Greg	13	0	0	0	0	13	13	1.0	14	0	0	0	0	13	13	0.9	
FEARING, Adam	12	4	0	0	0	0	4	0.3	15	56	0	0	25	0	81	5.4	
RICHARDSON,	13	0	3	0	0	0	3	0.2	26	0	3	0	0	0	3	0.1	
ANNEN, Blake	10	0	2	0	0	0	2	0.2	31	0	35	0	0	0	35	1.1	
TEAM	2	-6	0	0	0	0	-6	-3.0									
Total	13	2619	3104	252	839	303	7117	547.5									
Opponents	13	1763	3282	196	1010	167	6418	493.7									

Field Goals	att	good	long	blkd	att	good	long	blkd
MILIANO, Tony	22	17	47	0	47	34	48	4
Total	22	17	47	0				
Opponents	26	19	55	2				

Punting	no.	yds	avg	lg	blk	no.	yds	avg	lg	blk
O'DONNELL, Pat	59	2467	41.8	65	1	174	7405	42.6	76	1
TEAM	1	0	0.0	0	0					
Total	60	2467	41.1	65	1					
Opponents	69	2921	42.3	79	0					

Kickoffs	no.	yds	avg	tb	ob	no.	yds	avg	tb	ob
O'DONNELL, Pat	75	4755	63.4	36	0	136	8670	63.8	43	2
MILIANO, Tony	7	413	59.0	1	0	29	1812	62.5	3	2
Total	82	5168	63.0	37	0					
Opponents	56	3451	61.6	20	2					

## INDIVIDUAL SEASON/CAREER STATS

SEASON												CAREER											
##	Defensive Leaders	gp	ua	a	total	tfl	sack	int	pbu	fr	ff	blk	gp	ua	a	total	tfl	sack	int	pbu	fr	ff	blk
51	BLAIR, Greg	13	68	70	138	9.0	2.5	2	6	1	2	.	14	69	70	139	10.0	2.5	2	6	1	2	.
4D	BOMAR, Maalik	13	51	34	85	3.5	.	1	2	.	.	.	47	133	90	223	15.0	3.0	1	5	2	2	.
21	CHEATHAM, C.	13	37	20	57	4.0	1.0	3	5	1	1	.	51	114	58	172	6.5	1.0	7	17	1	2	.
99	GIORDANO, Dan	13	24	32	56	6.0	5.0	.	1	2	1	.	51	74	94	168	30.0	16.5	.	4	3	3	.
43	TEMPLE, Nick	13	32	22	54	5.5	2.5	1	4	.	.	.	26	51	38	89	8.0	2.5	2	4	.	1	.
26	FREY, Drew	11	29	21	50	2.0	.	2	7	.	.	.	51	153	96	249	10.0	1.0	8	20	.	.	.
25	CHENAULT, Arryn	12	32	17	49	1.5	.	3	3	1	.	.	33	40	24	64	1.5	.	3	4	1	.	.
1D	DRANE, Deven	12	27	16	43	1.0	.	2	7	1	.	.	33	63	31	94	3.0	.	5	16	2	.	.
94	STEPP, Jordan	13	18	18	36	4.0	1.5	.	2	.	.	1	37	54	35	89	9.5	2.0	.	2	.	1	1
95	WILLIAMS, John	13	19	17	36	5.0	2.5	.	1	2	.	.	13	19	17	36	5.0	2.5	.	1	2	.	.
58	MILLS, Brandon	13	13	19	32	3.5	1.0	.	1	1	1	1	50	87	58	145	31.0	16.0	.	2	2	4	1
90	BEARD, Camaron	13	11	19	30	5.0	.	.	1	1	1	.	18	13	21	34	5.0	.	.	1	1	1	.
8	WITTY, Adrian	11	16	9	25	4.5	3.0	.	2	.	1	.	27	27	14	41	4.5	3.0	.	3	.	2	.
9D	BATTLE, D.	11	12	11	23	1.0	.	1	4	1	.	.	46	85	46	131	11.5	1.0	5	11	1	2	.
54	STEWART, Walter	5	10	12	22	7.0	5.0	.	1	.	2	.	43	114	71	185	34.5	17.5	1	10	4	8	.
17	MURRAY, Malcolm	13	14	7	21	1.0	.	.	.	.	.	.	13	14	7	21	1.0	.	.	.	.	.	.
33	TENTMAN, S.	9	9	11	20	0.5	.	.	.	.	.	.	14	11	12	23	0.5	.	.	.	.	.	.
92	MOUHON, S.	13	8	11	19	1.0	1.0	.	1	.	1	.	13	8	11	19	1.0	1.0	.	1	.	1	.
20	WILLIAMS, Chris	12	11	8	19	3.0	1.0	1	3	.	1	.	46	41	37	78	9.5	4.0	1	5	1	1	.
2D	ORR, Trenier	8	12	6	18	0.0	.	.	4	.	.	.	8	12	6	18	0.0	.	.	4	.	.	.
30	ROBERSON, Aaron	11	14	3	17	2.0	1.0	.	1	.	1	.	30	18	4	22	2.0	1.0	1	1	.	1	.
57	CASSEUS, C.	11	5	7	12	0.0	.	.	.	.	.	.	13	10	10	20	2.0	.	.	.	.	.	.
91	DEMPSEY, Adam	12	7	4	11	1.0	.	.	.	.	.	1	14	7	4	11	1.0	.	.	.	.	.	1
40	BROWN, Kevin	9	7	3	10	0.0	.	.	2	.	.	.	9	7	3	10	0.0	.	.	2	.	.	.
52	SHULER, Elijah	10	6	3	9	3.0	1.0	.	2	.	.	.	10	6	3	9	3.0	1.0	.	2	.	.	.
13	LAMBERT, Pat	13	6	3	9	0.0	.	.	.	.	.	.	50	31	22	53	1.0	0.5	1	1	.	.	.
12	PAYNE, L	13	7	1	8	0.0	.	.	.	.	.	.	13	7	1	8	0.0	.	.	.	.	.	.
32	WINN, George	13	6	2	8	0.0	.	.	.	.	.	.	37	11	7	18	0.0	.	.	.	.	.	.
46	MEADOR, Mitch	13	2	5	7	1.0	1.0	.	.	.	1	.	38	7	9	16	1.5	1.5	.	.	.	1	.
44	MASON, Corey	13	3	2	5	0.0	.	.	.	.	.	.	23	3	2	5	0.0	.	.	.	.	.	.
85	HORNER, Bruce	11	3	1	4	0.0	.	.	.	.	.	.	38	11	3	14	0.0	.	.	.	.	.	.
61	WILLIS, Kirk	13	1	3	4	0.0	.	.	.	.	.	.	13	1	3	4	0.0	.	.	.	.	.	.
96	POSLEY, Josh	6	2	1	3	0.5	0.5	.	.	.	.	.	6	2	1	3	0.5	0.5	.	.	.	.	.
31	BUCKLEY, D.	7	2	1	3	0.0	.	.	.	.	1	.	7	2	1	3	0.0	.	.	.	.	1	.
47	LOZIER, Colin	3	1	1	2	0.0	.	.	.	.	.	.	25	7	1	8	0.0	.	.	.	.	.	.
87	GRAVES, Jeremy	12	2	.	2	0.0	.	.	.	1	.	.	12	2	.	2	0.0	.	.	.	1	.	.
39	BEAL, Demitri	11	2	.	2	0.0	.	.	.	.	.	.	24	4	1	5	0.0	.	.	.	.	.	.
83	MILLIGAN, Danny	13	1	1	2	0.0	.	.	.	.	.	.	37	1	1	2	0.0	.	.	.	.	.	.
89	RICHARDSON, D.	13	2	.	2	0.0	.	.	.	.	.	.	26	2	.	2	0.0	.	.	.	.	.	.
55	LOZANO, Roney	2	.	1	1	0.5	0.5	.	.	.	.	.	7	.	1	1	0.5	0.5	.	.	.	.	.
35	RUSS, Josh	4	1	.	1	0.0	.	.	.	.	.	.	4	1	.	1	0.0	.	.	.	.	.	.
15	MOORE, Chris	12	1	.	1	0.0	.	.	.	.	.	.	12	1	.	1	0.0	.	.	.	.	.	.
4	LEGAUX, Munchie	11	1	.	1	0.0	.	.	1	.	.	.	29	1	1	2	0.0	.	.	1	.	.	.
16	JULIAN, Damon	12	1	.	1	0.0	.	.	.	.	.	.	15	1	.	1	0.0	.	.	.	.	.	.
7	THOMPkins, K.	13	1	.	1	0.0	.	.	.	.	.	.	26	2	.	2	0.0	.	.	.	.	.	.
18	KELCE, Travis	13	1	.	1	0.0	.	.	.	.	.	.	35	1	1	2	0.0	.	.	.	.	.	.
34	O'DONNELL, Pat	13	1	.	1	0.0	.	.	.	.	.	.	38	3	.	3	0.0	.	.	.	.	.	.
Total		13	539	422	961	76	31	16	61	12	14	3											
Opponents		13	470	438	908	67	15	11	47	8	12	1											

2013 UNIVERSITY OF CINCINNATI FOOTBALL

RED ZONE/TIME OF POSSESSION ANALYSIS

RED ZONE ANALYSIS

CINCINNATI										---- Failed to score inside RZ ----					
Date	Opponent	Score	Times In RZ	Times Scored	Total Pts	TDs	Rush TDs	Pass TDs	FGs Made	FGA	Downs	Int	Fumb	Half	Game
09/06/12	Pittsburgh	W, 34-10	5	5	27	3	1	2	2	0	0	0	0	0	0
09/15/12	Delaware State	W, 23-7	6	4	23	3	1	2	1	0	0	1	1	0	0
09/29/12	Virginia Tech	W, 27-24	3	2	6	0	0	0	2	0	1	0	0	0	0
10/06/12	Miami (OH)	W, 52-14	8	7	45	6	4	2	1	0	0	0	0	1	0
10/13/12	Fordham	W, 49-17	3	3	21	3	3	0	0	0	0	0	0	0	0
10/20/12	at Toledo	L, 23-29	2	2	10	1	1	0	1	0	0	0	0	0	0
10/26/12	at Louisville	L, 31-34	3	3	21	3	3	0	0	0	0	0	0	0	0
11/03/12	Syracuse	W, 35-24	5	4	28	4	3	1	0	0	0	0	1	0	0
11/10/12	at Temple	W, 34-10	4	4	20	2	2	0	2	0	0	0	0	0	0
11/17/12	Rutgers	L, 3-10	3	1	3	0	0	0	1	1	1	0	0	0	0
11/23/12	USF	W, 27-10	4	4	27	4	3	1	0	0	0	0	0	0	0
12/01/12	at Connecticut	W, 34-17	2	1	7	1	1	0	0	0	1	0	0	0	0
12/27/12	vs. Duke	W, 48-34	1	1	3	0	0	0	1	0	0	0	0	0	0
TOTALS			49	41	241	30	22	8	11	1	3	1	2	1	0
41 OF 49 (83.7%)															
OPPONENTS										---- Failed to score inside RZ ----					
Date	Opponent	Score	Times In RZ	Times Scored	Total Pts	TDs	Rush TDs	Pass TDs	FGs Made	FGA	Downs	Int	Fumb	Half	Game
09/06/12	Pittsburgh	W, 34-10	4	2	10	1	0	1	1	0	0	1	0	1	0
09/15/12	Delaware State	W, 23-7	0	0	0	0	0	0	0	0	0	0	0	0	0
09/29/12	Virginia Tech	W, 27-24	4	3	17	2	2	0	1	0	0	1	0	0	0
10/06/12	Miami (OH)	W, 52-14	4	2	14	2	0	2	0	0	2	0	0	0	0
10/13/12	Fordham	W, 49-17	3	2	11	1	0	1	1	0	0	0	1	0	0
10/20/12	at Toledo	L, 23-29	2	2	6	0	0	0	2	0	0	0	0	0	0
10/26/12	at Louisville	L, 31-34	4	4	20	2	2	0	2	0	0	0	0	0	0
11/03/12	Syracuse	W, 35-24	5	4	24	3	2	1	1	1	0	0	0	0	0
11/10/12	at Temple	W, 34-10	2	2	10	1	0	1	1	0	0	0	0	0	0
11/17/12	Rutgers	L, 3-10	3	0	0	0	0	0	0	1	0	2	0	0	0
11/23/12	USF	W, 27-10	2	2	10	1	1	0	1	0	0	0	0	0	0
12/01/12	at Connecticut	W, 34-17	1	1	7	1	1	0	0	0	0	0	0	0	0
12/27/12	vs. Duke	W, 48-34	6	4	24	3	1	2	1	0	0	0	2	0	0
TOTALS			40	28	153	17	9	8	11	2	2	4	3	1	0
28 OF 40 (70.0%)															

TIME OF POSSESSION

Date	Opponent	Score	Overall	1st Qtr	2nd Qtr	3rd Qtr	4th Qtr
09/06/12	Pittsburgh	W, 34-10	23:48	5:59	4:22	4:51	8:36
09/15/12	Delaware State	W, 23-7	32:13	6:16	7:54	6:55	11:08
09/29/12	Virginia Tech	W, 27-24	30:10	9:28	7:54	5:02	7:46
10/06/12	Miami (OH)	W, 52-14	33:01	4:28	9:23	10:38	8:32
10/13/12	Fordham	W, 49-17	23:54	2:49	4:56	9:13	6:56
10/20/12	at Toledo	L, 23-29	27:52	10:14	8:15	5:40	3:43
10/26/12	at Louisville	L, 31-34	30:31	8:19	5:34	7:08	9:30
11/03/12	Syracuse	W, 35-24	33:45	5:50	8:34	8:19	11:02
11/10/12	at Temple	W, 34-10	29:35	4:13	7:09	7:30	10:43
11/17/12	Rutgers	L, 3-10	22:47	6:51	4:02	6:14	5:40
11/23/12	USF	W, 27-10	28:46	4:56	9:23	6:11	8:16
12/01/12	at Connecticut	W, 34-17	30:39	7:39	5:31	5:56	11:33
12/27/12	vs. Duke	W, 48-34	26:18	6:27	7:43	7:59	4:09
CINCINNATI		Total	373:19	83:29	90:40	91:36	107:34
		Avg.	28:43	6:25	6:58	7:02	8:16
OPPONENTS		Total	406:41	111:31	104:20	103:24	87:26
		Avg.	31:17	8:34	8:01	7:57	6:43



3RD-DOWN CONVERSIONS

Date	Opponent	Score	Overall	1st Qtr		2nd Qtr		3rd Qtr		4th Qtr		OT	
09/06/12	Pittsburgh	W, 34-10	6-13	46.2%	1-3	33.3%	1-3	33.3%	2-3	66.7%	2-4	50.0%	
09/15/12	Delaware State	W, 23-7	5-11	45.5%	0-1	0.0%	3-3	100.0%	0-1	0.0%	2-6	33.3%	
09/29/12	Virginia Tech	W, 27-24	8-18	44.4%	3-7	42.9%	1-4	25.0%	2-3	66.7%	2-4	50.0%	
10/06/12	Miami (OH)	W, 52-14	8-13	61.5%	1-3	33.3%	4-6	66.7%	2-2	100.0%	1-2	50.0%	
10/13/12	Fordham	W, 49-17	7-11	63.6%	0-1	0.0%	2-5	40.0%	2-2	100.0%	3-3	100.0%	
10/20/12	at Toledo	L, 23-29	6-14	42.9%	4-6	66.7%	1-3	33.3%	1-3	33.3%	0-2	0.0%	
10/26/12	at Louisville	L, 31-34	5-15	33.3%	3-5	60.0%	1-4	25.0%	1-2	50.0%	0-3	0.0%	0-1 0.0%
11/03/12	Syracuse	W, 35-24	7-15	46.7%	1-4	25.0%	1-2	50.0%	4-5	80.0%	1-4	25.0%	
11/10/12	at Temple	W, 34-10	5-13	38.5%	0-1	0.0%	1-4	25.0%	2-4	50.0%	2-4	50.0%	
11/17/12	Rutgers	L, 3-10	3-11	27.3%	0-2	0.0%	1-3	33.3%	0-1	0.0%	2-5	40.0%	
11/23/12	USF	W, 27-10	5-13	38.5%	1-3	33.3%	3-5	60.0%	1-3	33.3%	0-2	0.0%	
12/01/12	at Connecticut	W, 34-17	5-14	35.7%	2-3	66.7%	0-4	0.0%	1-2	50.0%	2-5	40.0%	
12/27/12	vs. Duke	W, 48-34	3-10	30.0%	0-3	0.0%	1-2	50.0%	1-3	33.3%	1-2	50.0%	
	<b>CINCINNATI</b>		<b>73-171</b>	<b>42.7%</b>	<b>16-42</b>	<b>38.1%</b>	<b>20-48</b>	<b>41.7%</b>	<b>19-34</b>	<b>55.9%</b>	<b>18-46</b>	<b>39.1%</b>	<b>0-1 0.0%</b>
	<b>OPPONENTS</b>		<b>81-209</b>	<b>38.8%</b>	<b>26-59</b>	<b>44.1%</b>	<b>25-61</b>	<b>41.0%</b>	<b>18-44</b>	<b>40.9%</b>	<b>12-44</b>	<b>27.3%</b>	<b>0-1 0.0%</b>

4TH-DOWN CONVERSIONS

Date	Opponent	Score	Overall	1st Qtr		2nd Qtr		3rd Qtr		4th Qtr		OT	
09/06/12	Pittsburgh	W, 34-10	0-0	0.0%	0-0	0.0%	0-0	0.0%	0-0	0.0%	0-0	0.0%	
09/15/12	Delaware State	W, 23-7	1-1	100.0%	1-1	100.0%	0-0	0.0%	0-0	0.0%	0-0	0.0%	
09/29/12	Virginia Tech	W, 27-24	1-2	50.0%	0-1	0.0%	1-1	100.0%	0-0	0.0%	0-0	0.0%	
10/06/12	Miami (OH)	W, 52-14	0-0	0.0%	0-0	0.0%	0-0	0.0%	0-0	0.0%	0-0	0.0%	
10/13/12	Fordham	W, 49-17	0-0	0.0%	0-0	0.0%	0-0	0.0%	0-0	0.0%	0-0	0.0%	
10/20/12	at Toledo	L, 23-29	0-0	0.0%	0-0	0.0%	0-0	0.0%	0-0	0.0%	0-0	0.0%	
10/26/12	at Louisville	L, 31-34	0-0	0.0%	0-0	0.0%	0-0	0.0%	0-0	0.0%	0-0	0.0%	0-0 0.0%
11/03/12	Syracuse	W, 35-24	1-1	100.0%	0-0	0.0%	1-1	100.0%	0-0	0.0%	0-0	0.0%	
11/10/12	at Temple	W, 34-10	1-1	100.0%	0-0	0.0%	1-1	100.0%	0-0	0.0%	0-0	0.0%	
11/17/12	Rutgers	L, 3-10	0-2	0.0%	0-0	0.0%	0-0	0.0%	0-1	0.0%	0-1	0.0%	
11/23/12	USF	W, 27-10	0-0	0.0%	0-0	0.0%	0-0	0.0%	0-0	0.0%	0-0	0.0%	
12/01/12	at Connecticut	W, 48-34	0-0	0.0%	0-0	0.0%	0-0	0.0%	0-0	0.0%	0-0	0.0%	
12/27/12	vs. Duke												
	<b>CINCINNATI</b>		<b>4-8</b>	<b>50.0%</b>	<b>1-2</b>	<b>50.0%</b>	<b>3-3</b>	<b>100.0%</b>	<b>0-1</b>	<b>0.0%</b>	<b>0-2</b>	<b>0.0%</b>	<b>0-0 0.0%</b>
	<b>OPPONENTS</b>		<b>11-22</b>	<b>50.0%</b>	<b>2-4</b>	<b>50.0%</b>	<b>2-4</b>	<b>50.0%</b>	<b>1-2</b>	<b>50.0%</b>	<b>6-12</b>	<b>50.0%</b>	<b>0-0 0.0%</b>

OVERTIME GAMES

YEAR	OPPONENT	W/L	LENGTH	REGULATION	FINAL	CINCINNATI'S RECORDS IN...
1996	Miami (Ohio)	W	30T	17-17	30-23	All Overtime Games ..... 6-5 One Overtime: ..... 3-3 Two Overtimes:..... 1-2 Three Overtimes:..... 2-0
1997	at Houston *	L	20T	31-31	41-38	
	at Miami (Ohio)	W	20T	24-24	34-31	
1999	UAB *	L	OT	21-21	24-21	
2000	at Wisconsin	L	OT	22-22	28-25	Overtime at Home..... 3-1
	at Memphis *	W	OT	10-10	13-10	Overtime on the Road ..... 3-4
2002	TCU *	W	OT	29-29	36-29	Overtime Conference Games..... 3-4
						Overtime Non-Conference Games ..... 3-1
2003	Temple	W	30T	24-24	30-24	Overtime Coin Toss..... 4-7
		L	20T	10-10	24-17	
2008	at No. 20 West Virginia *	W	OT	20-20	26-23	
2012	at No. 16/14 Louisville *	L	OT	31-31	34-31	

\* - Conference Game

POSSESSION RESULT	CINCINNATI	OPP.
Touchdowns.....	7	5
Field Goals.....	5	5
Missed Field Goals.....	0	3
Turnovers.....	4	4

2013 UNIVERSITY OF CINCINNATI FOOTBALL

20-YARD PLAYS

YDS.	TYPE	PLAYER(S)	OPP.
*83	Pass	KELCE, Travis from KAY, Brendon	Duke
*78	Pass	KELCE, Travis from LEGAUX, Munchie	Fordham
77	Rush	LEGAUX, Munchie	Pittsburgh
*76	FR	DRANE, Deven	Fordham
*76	Pass	ABERNATHY, RD from LEGAUX, Munchie	Virginia Tech
*75	Pass	THOMPCKINS, K. from KAY, Brendon	Temple
*68	INT	CHEATHAM, C.	Miami (Ohio)
*65	Pass	MOORE, Chris from KAY, Brendon	Temple
58	KR	ABERNATHY, RD	Miami (Ohio)
*58	Rush	WINN, George	Pittsburgh
57	Rush	WINN, George	Miami (Ohio)
55	Pass	MCCLUNG, A. from KAY, Brendon	Duke
*55	INT	TEMPLE, Nick	Duke
52	Rush	ABERNATHY, RD	Toledo
48	Pass	THOMPCKINS, K. from KAY, Brendon	USF
47	KR	ABERNATHY, RD	Delaware State
*46	Rush	WINN, George	Duke
46	Pass	KELCE, Travis from LEGAUX, Munchie	Toledo
42	Pass	THOMPCKINS, K. from LEGAUX, Munchie	Pittsburgh
42	PR	MILLIGAN, Danny	Fordham
*41	Pass	ABERNATHY, RD from KAY, Brendon	Duke
41	KR	ABERNATHY, RD	Louisville
40	Rush	KAY, Brendon	Temple
40	KR	ABERNATHY, RD	Louisville
*39	Pass	KAY, Brendon from KELCE, Travis	Connecticut
*39	Pass	JULIAN, Damon from LEGAUX, Munchie	Virginia Tech
39	KR	ABERNATHY, RD	Connecticut
38	KR	ABERNATHY, RD	Virginia Tech
*37	Pass	KELCE, Travis from WINN, George	Syracuse
37	Pass	THOMPCKINS, K. from LEGAUX, Munchie	Virginia Tech
36	Pass	MCCLUNG, A. from LEGAUX, Munchie	Delaware State
*36	Rush	ABERNATHY, RD	Fordham
35	Pass	KELCE, Travis from KAY, Brendon	Duke
35	Pass	MCCLUNG, A. from LEGAUX, Munchie	Syracuse
33	Pass	THOMPCKINS, K. from LEGAUX, Munchie	Toledo
33	Pass	JULIAN, Damon from LEGAUX, Munchie	Delaware State
33	INT	DRANE, Deven	Miami (Ohio)
32	KR	ABERNATHY, RD	Syracuse
32	Rush	ABERNATHY, RD	Temple
31	Pass	MILLIGAN, Danny from LEGAUX, Munchie	Louisville
31	Rush	WINN, George	Delaware State
31	INT	DRANE, Deven	Connecticut
30	Pass	WINN, George from KAY, Brendon	Rutgers
30	KR	ABERNATHY, RD	Rutgers
30	Pass	JULIAN, Damon from LEGAUX, Munchie	Virginia Tech
30	Pass	MCCLUNG, A. from KAY, Brendon	Duke
*29	Pass	MILLIGAN, Danny from LEGAUX, Munchie	Fordham
29	KR	ABERNATHY, RD	Toledo
29	PR	MCCLUNG, A.	Delaware State
29	PR	MCCLUNG, A.	Delaware State
29	PR	MCCLUNG, A.	Pittsburgh
*29	Pass	THOMPCKINS, K. from LEGAUX, Munchie	Virginia Tech
29	KR	ABERNATHY, RD	Louisville
29	Pass	CHISUM, Alex from KAY, Brendon	Temple
29	Pass	MCCLUNG, A. from KAY, Brendon	Temple
28	Rush	KAY, Brendon	Fordham

20-PLUS YARD PLAYS BY PLAYER

PLAYER	NO.	TD	R	P	KR	PR	IR	FR
ABERNATHY, RD	29	3	4	4	21	0	0	0
MCCLUNG, A.	16	1	0	13	0	3	0	0
WINN, George	13	2	10	3	0	0	0	0
THOMPCKINS, K.	9	2	0	8	0	0	0	1
KELCE, Travis	8	5	0	8	0	0	0	0
KAY, Brendon	8	1	7	1	0	0	0	0
JULIAN, Damon	7	3	0	7	0	0	0	0
LEGAUX, Munchie	5	0	5	0	0	0	0	0
CHISUM, Alex	4	0	0	4	0	0	0	0
DRANE, Deven	3	1	0	0	0	0	2	1
MILLIGAN, Danny	3	1	0	2	0	1	0	0
MOORE, Chris	2	2	0	2	0	0	0	0
FREY, Drew	2	0	0	0	0	0	2	0

PLAYER	NO.	TD	R	P	KR	PR	IR	FR
CHEATHAM, C.	1	1	0	0	0	0	1	0
TEMPLE, Nick	1	1	0	0	0	0	1	0
CHENAULT, Arryn	1	0	0	0	0	0	1	0
BATTLE, D.	1	0	0	0	0	0	0	1
BURRELL, Chris	1	0	0	0	1	0	0	0
GREEN, Tion	1	0	1	0	0	0	0	0
WILLIAMS, Chris	1	0	0	0	0	0	1	0
POTEAT, Jameel	1	0	1	0	0	0	0	0
TOTAL	117	23	28	52	22	4	8	3

LONG PLAYS BY THE NUMBERS

Plays by Yards	No.	TD
100+	0	0
90-99	0	0
80-89	1	1
70-79	5	4
60-69	2	2
50-59	6	2
40-49	10	2
30-39	22	4
20-29	71	8

Plays by Type	No.	TD
Rushing	28	3
Passing	52	17
Punt returns	4	0
Kick returns	22	0
Interceptions	8	2
Fumble returns	3	1
Other	0	0
TOTAL	117	23

LONGEST PLAYS OF THE YEAR

Rushing	
77	LEGAUX, Munchie vs Pittsburgh (9/6/2012)

Rushing Touchdown	
58	WINN, George vs Pittsburgh (9/6/2012)

Passing	
83	KELCE, Travis from KAY, Brendon vs Duke (12/27/2012)

Passing Touchdown	
83	KELCE, Travis from KAY, Brendon vs Duke (12/27/2012)

Punt Return	
42	MILLIGAN, Danny vs Fordham (10/12/2012)

Kick Return	
58	ABERNATHY, RD vs Miami (Ohio) (10/6/2012)

Interception Return	
68	CHEATHAM, C. vs Miami (Ohio) (10/6/2012)

Fumble Return	
76	DRANE, Deven vs Fordham (10/12/2012)

Punt	
65	O'DONNELL, Pat vs USF (11/23/2012)

Field Goal	
47	MILIANO, Tony vs Louisville (10/26/2012)

## SCORING DRIVES/PLAYS

OPPONENT	QTR.	PLAYS	YDS.	TOP	RESULT	SCORING PLAY	OPPONENT	QTR.	PLAYS	YDS.	TOP	RESULT	SCORING PLAY
Pittsburgh	1	1	58	0:08	TD	Winn 58-yard TD run	USF	1	2	19	0:34	TD	Kay 18-yard run
Pittsburgh	1	4	38	1:43	TD	Abernathy 15-yard pass from Legaux	USF	2	11	81	3:50	TD	Kelce 3-yard pass from Kay
Pittsburgh	2	9	58	2:58	FG	Miliano 39-yard field goal	USF	3	2	51	0:30	TD	Winn 3-yard run
Pittsburgh	3	2	86	0:47	TD	Winn 9-yard run	USF	4	6	66	2:39	TD	Winn 4-yard run
Pittsburgh	4	9	99	3:01	TD	Abernathy 12-yard pass from Legaux							
Pittsburgh	4	8	25	4:04	FG	Miliano 46-yard field goal	at Connecticut	1	6	76	2:03	TD	Kelce 25-yard pass from Kay
Delaware State	1	10	65	3:35	TD	Poteat 1-yard run	at Connecticut	2	1	39	0:11	TD	Kay 39-yard pass from Kay
Delaware State	1	4	45	1:21	TD	McClung 8-yard pass from Legaux	at Connecticut	3	7	65	3:36	TD	Kelce 21-yard pass from Kay
Delaware State	2	12	70	4:50	TD	Julian 11-yard pass from Legaux	at Connecticut	4	8	51	3:13	FG	Miliano 38-yard field goal
Delaware State	4	8	43	4:47	FG	Miliano 18-yard field goal	at Connecticut	4	1	4	0:09	TD	Winn 4-yard TD run
Virginia Tech	1	12	74	5:56	FG	Miliano 20-yard field goal	at Connecticut	4	8	40	4:16	FG	Miliano 42-yard field goal
Virginia Tech	2	12	34	5:53	FG	Miliano 43-yard field goal	vs. Duke	1	8	50	2:56	FG	Miliano 47-yard field goal
Virginia Tech	3	8	80	3:53	TD	Thompkins 29-yard pass from Legaux	vs. Duke	2	5	54	2:08	TD	McClung 25-yard pass from Kay
Virginia Tech	4	2	75	0:46	TD	Abernathy 76-yard pass from Legaux	vs. Duke	2	6	98	1:46	TD	Abernathy 41-yard pass from Kay
Virginia Tech	4	9	85	1:30	TD	Julian 39-yard pass from Legaux	vs. Duke	3	8	70	4:52	FG	Miliano 27-yard field goal
Miami (Ohio)	1	1	68		TD	Cheatham 68-yard interception return	vs. Duke	3	2	60	0:41	TD	Winn 46-yard run
Miami (Ohio)	1	2	15	0:29	TD	Milligan 11-yard pass from Legaux	vs. Duke	4	4	77	1:18	TD	Moore 25-yard pass from Kay
Miami (Ohio)	2	10	57	4:48	TD	Winn 6-yard run	vs. Duke	4	4	94	0:36	TD	Kelce 83-yard pass from Kay
Miami (Ohio)	2	11	92	4:19	FG	Miliano 24-yard field goal	vs. Duke	4	1	55		TD	Temple 55-yard interception return
Miami (Ohio)	3	5	39	2:05	TD	Kelce 19-yard pass from Legaux							
Miami (Ohio)	3	10	62	4:55	TD	Winn 3-yard run							
Miami (Ohio)	3	7	51	2:57	TD	Legaux 1-yard run							
Miami (Ohio)	4	3	13	1:27	TD	Green 2-yard run							
Fordham	1	1	76		TD	Drane 76-yard fumble recovery							
Fordham	1	2	75	1:03	TD	Kelce 78-yard pass from Legaux							
Fordham	3	9	79	3:59	TD	Legaux 8-yard run							
Fordham	3	5	81	1:38	TD	Abernathy 36-yard run							
Fordham	3	5	26	2:02	TD	Luallen 1-yard run							
Fordham	4	8	80	3:34	TD	Milligan 29-yard pass from Legaux							
Fordham	4	8	75	4:44	TD	Kay 1-yard run							
at Toledo	2	6	75	2:33	TD	2-yard run by Legaux							
at Toledo	2	6	22	1:15	FG	Miliano 40-yard field goal							
at Toledo	2	8	57	3:40	FG	Miliano 37-yard field goal							
at Toledo	3	4	70	1:25	TD	Julian 25-yard pass from Legaux							
at Toledo	4	7	44	1:56	FG	Miliano 41-yard field goal							
at Louisville	1	7	17	2:36	FG	Miliano 47-yard field goal							
at Louisville	1	9	67	3:50	TD	Abernathy 14-yard run							
at Louisville	2	4	19	1:50	TD	Legaux 4-yard run							
at Louisville	3	10	73	4:34	TD	Abernathy 4-yard run							
at Louisville	4	3	59	0:53	TD	Julian 26-yard pass from Legaux							
Syracuse	1	4	28	1:39	TD	Winn 4-yard run							
Syracuse	1	6	73	1:46	TD	Kelce 37-yard pass from Winn							
Syracuse	3	12	75	4:07	TD	Winn 1-yard run							
Syracuse	3	3	15	1:35	TD	Kelce 13-yard pass from Kay							
Syracuse	4	4	47	1:04	TD	Winn 2-yard run							
at Temple	1	6	74	2:09	TD	Winn 1-yard run							
at Temple	1	2	75	0:15	TD	Thompkins 71-yard pass from Kay							
at Temple	2	8	80	4:16	TD	Winn 1-yard run							
at Temple	2	5	38	0:48	FG	Miliano 22-yard field goal							
at Temple	3	6	94	2:50	TD	Moore 65-yard pass from Kay							
at Temple	4	13	71	7:05	FG	Miliano 23-yard field goal							
Rutgers	4	9	58	1:16	FG	Miliano 36-yard field goal							

## DRIVES SUMMARY

## AVERAGE SCORING DRIVE/PLAY STATS

Plays: 6.4 per drive; Yards: 59.1 per drive; Avg. Drive Time: 2:34  
67 scoring drives, 427 plays, 3,962 yards, 10,312 seconds

## HIGHS/LOWS

Longest drive (time):  
7:05 at Temple (13 plays, 71 yards, Miliano 23-yard field goal)

Shortest drive (time):  
0:08 vs. Pittsburgh (1 play, 58 yards, Winn 58-yard run)

Longest drive (yards):  
99 yards vs. Pittsburgh (9 plays, 99 yards, Abernathy 12-yard pass from Legaux)

Shortest drive (yards):  
13 yards vs. Miami Ohio (3 plays, 13 yards, Green 2-yard run)

# 2013 UNIVERSITY OF CINCINNATI FOOTBALL

GAME 1 • SEPT. 6, 2012 • NIPPERT STADIUM • CINCINNATI, OHIO • ATT.: 33,562



Pittsburgh



Delaware State

Cincinnati

Cincinnati

10

34

7

23

**CAPTAINS:** Drew Frey, Dan Giordano, Munchie Legaux, Walter Stewart • **CINCINNATI FLAG:** Adam Dempsey

**CAPTAINS:** Austen Bujnoch, Camerron Cheatham, Walter Stewart, George Winn • **CINCINNATI FLAG:** Danny Milligan

**CINCINNATI** - Junior quarterback Munchie Legaux rushed for a career-high 132 yards and passed for another 205 and two touchdowns to lead the University of Cincinnati football team to a season-opening 34-10 win over Pittsburgh in front of 33,562 Thursday night at Nippert Stadium.

In addition to Legaux's career day, UC senior running back George Winn rushed for a career-best 101 yards on just 11 carries and added two touchdowns, while sophomore Ralph David Abernathy IV produced a game-high 71 receiving yards and two scores of his own - both personal bests.

Cincinnati's defense, which finished 2011 second in the NCAA FBS in sacks and first in tackles for loss, picked up where it left off a year ago, sacking Pitt quarterback Tino Suneri six times and recording 11 tackles behind the line of scrimmage.

Bearcats middle linebacker Greg Blair led the UC defense by produced a career-high 10 total tackles. Senior defensive ends Walter Stewart and Dan Giordano followed after each produced nine stops and combined for 2½ sacks.

Cincinnati built a 14-0 lead just 4 minutes, 56 seconds into the game with two quick scoring drives and never looked back.

After the Bearcats defense forced a three-and-out on Pitt's opening drive, Winn ripped a 58-yard touchdown run on their first offensive play from scrimmage for a 7-0 UC lead. Winn's score marked the second year in a row Cincinnati recorded a touchdown on its season-opening play from scrimmage after Isiah Pead produced a 40-yard scamper against Austin Peay on Sept. 3, 2011.

Cincinnati executed a four-play, 38-yard drive on its second possession that was capped by Abernathy IV's first-career touchdown reception; a 15-yard catch-and-run down the left sideline that doubled the Bearcats lead to 14 points.

Bearcats sophomore kicker Tony Miliano's 39-yard field goal with 2:51 left in the second quarter put Cincinnati in front 17-0. UC outgained Pitt 220-206 in the first half, including 113 yards on 8-of-16 passing from Legaux.

Legaux and Abernathy IV connected on their second touchdown pass with 13:54 left in the game, putting the game out of reach after increasing Cincinnati's advantage to 31-3. Miliano added a second field goal - a 46-yarder with 3:55 left in the fourth - to increase the Bearcats lead to 34-3.

**CINCINNATI** - Senior running back George Winn rushed for a career-high 147 yards and the University of Cincinnati football team defeated Delaware State University 23-7 at Nippert Stadium.

Winn is the third different Bearcat to run past the 100-yard mark in their last three games.

Making his first career start for Cincinnati (2-0) was senior wide receiver Damon Julian, who produced a team-high 62 yards on four receptions, including his first career touchdown in the second quarter. UC outgained DSU 467-261, including a 259-101 rushing advantage, but managed just 23 points largely due to six turnovers.

Junior QB Munchie Legaux ended the game 20 of 27 passing for 207 yards and two touchdowns, but ended the night with two interceptions and two fumbles.

Defensively, UC linebacker Greg Blair led the Bearcats with seven total tackles, including one tackle for loss. Senior defensive tackle Brandon Mills and senior defensive back Aaron Roberson each produced one sack, while junior free safety Arryn Chenault came up with the first pick of his career.

The UC offense continued its struggles with ball security in the second half as the Bearcats' first two possessions ended with red-zone turnovers. The first T.O. occurred on a forced pass in the end zone from Legaux that was picked off by Hornets junior free safety Davon Moore, while the second arrived via a muffed handoff exchange by Legaux at the DSU 11-yard line.

Delaware State (1-1) got on the board at the 11:41 mark of the fourth quarter when junior running back Malcolm Williams broke away for a 60-yard touchdown run that decreased UC's lead to 20-7.

UC built a 20-point halftime lead after outgaining the Hornets 327-107 through the first 30 minutes. UC's lead potentially could have been larger had it not been for three turnovers - one interception and two fumbles.

Sophomore running back Jameel Poteat's one-yard touchdown rush capped a 10-play, 65-yard opening drive for the Bearcats, lifting UC to an early 6-0 lead with 8:17 left in the first quarter. Poteat's score, the second of his career, was set up by Winn's four carries and 43 rushing yards, which included a 31-yard run on Cincinnati's second play from scrimmage.

SCORE BY QUARTERS	1	2	3	4	F
Pittsburgh	0	0	3	7	- 10
Cincinnati	14	3	7	10	- 34

SCORE BY QUARTERS	1	2	3	4	F
Delaware State	0	0	0	7	- 7
Cincinnati	13	7	0	3	- 23

SCORING SUMMARY					
QTR	TIME	TEAM	SCORING PLAY	DRIVE	TIME
1st	13:36	CIN	Winn 58 yd run (Miliano kick)	1-58	0:08
	10:04	CIN	Abernathy 15 yd pass from Legaux (Miliano kick)	4-38	1:43
2nd	02:51	CIN	Miliano 39 yd field goal	9-58	2:58
	07:00	PITT	Harper 37 yd field goal	12-69	5:59
3rd	06:05	CIN	Winn 9 yd run (Miliano kick)	2-86	0:47
	13:54	CIN	Abernathy 12 yd pass from Legaux (Miliano kick)	9-99	3:01
4th	03:55	CIN	Miliano 46 yd field goal	8-25	4:04
	00:34	PITT	Carswell 9 yd pass from Sunseri (Harper kick)	10-76	3:16

SCORING SUMMARY					
QTR	TIME	TEAM	SCORING PLAY	DRIVE	TIME
1st	08:17	CIN	Poteat 1 yd run (Miliano kick failed)	10-65	3:35
	00:00	CIN	McClung 8 yd pass from Legaux (Miliano kick)	4-46	1:21
2nd	03:03	CIN	Julian 11 yd pass from Legaux (Miliano kick)	12-70	4:50
	11:41	DSU	Williams, Mal. 60 yd run (Ward kick)	4-80	1:32
4th	00:54	CIN	Miliano 18 yd field goal	8-43	4:47

TEAM STATISTICS	PITT	UC
FIRST DOWNS	23	19
RUSHES-YARDS (NET)	42-137	31-259
PASSING YDS (NET)	278	205
Passes Att-Comp-Int	37-24-1	28-14-0
TOTAL OFF. PLAYS-YARDS	79-415	59-464
Fumble Returns-Yards	0-0	0-0
Punt Returns-Yards	3-33	4-55
Kickoff Returns-Yards	3-80	2-46
Interception Returns-Yards	0-0	1-0
Punts (Number-Avg)	7-45.3	5-43.2
Fumbles-Lost	1-1	0-0
Penalties-Yards	8-62	7-52
Possession Time	36:12	23:48
Third-Down Conversions	7 of 18	6 of 13
Fourth-Down Conversions	2 of 2	0 of 0
Red-Zone Scores-Chances	2-4	5-5
Sacks By: Number-Yards	1-12	6-42

INDIVIDUAL STATISTICS
<b>RUSHING:</b> Pittsburgh-GRAHAM, Ray 19-103; SHELL, Rushel 8-31; BENNETT, Isaac 5-24; SADDLER, Cameron 2-10; SUNSERI, Tino 8-minus 31. Cincinnati-LEGAUX, Munchie 6-117; WINN, George 11-95; POTEAT, Jameel 8-25; ABERNATHY, RD 5-20; KAY, Brendon 1-2.
<b>PASSING:</b> Pittsburgh-SUNSERI, Tino 24-37-1-278. Cincinnati-LEGAUX, Munchie 14-28-0-205.
<b>RECEIVING:</b> Pittsburgh-SHANAHAN, Mike 5-59; STREET, Devin 5-54; GRAHAM, Ray 4-51; BENNETT, Isaac 4-42; CARSWELL, Drew 2-29; BRINSON, Joshua 2-24; SADDLER, Cameron 1-11; GRAHAM, Hubie 1-8. Cincinnati-ABERNATHY, RD 4-71; MCCLUNG, A. 3-21; THOMPSON, K. 2-48; KELCE, Travis 2-42; MILLIGAN, Danny 2-16; CHISUM, Alex 1-7.

TEAM STATISTICS	DSU	UC
FIRST DOWNS	13	26
RUSHES-YARDS (NET)	26-110	49-259
PASSING YDS (NET)	151	208
Passes Att-Comp-Int	36-18-1	27-20-2
TOTAL OFF. PLAYS-YARDS	62-261	76-467
Fumble Returns-Yards	0-0	0-0
Punt Returns-Yards	0-0	5-82
Kickoff Returns-Yards	1-18	2-70
Interception Returns-Yards	2-19	1-0
Punts (Number-Avg)	8-39.8	2-38.0
Fumbles-Lost	2-1	4-4
Penalties-Yards	9-66	3-40
Possession Time	27:47	32:13
Third-Down Conversions	3 of 14	5 of 11
Fourth-Down Conversions	1 of 2	1 of 1
Red-Zone Scores-Chances	0-0	4-6
Sacks By: Number-Yards	2-16	2-13

INDIVIDUAL STATISTICS
<b>RUSHING:</b> Delaware State-WILLIAMS, Mal. 20-120; CHEUNG, D. 2-8; TEAM 1-minus 3; ELKO, N. 3-minus 15. Cincinnati-WINN, George 24-147; ABERNATHY, RD 7-52; POTEAT, Jameel 8-44; LEGAUX, Munchie 8-25; WASHINGTON, S. 1-1; MCCLUNG, A. 1-minus 10.
<b>PASSING:</b> Delaware State-ELKO, N. 18-36-1-151. Cincinnati-LEGAUX, Munchie 20-27-2-208.
<b>RECEIVING:</b> Delaware State-TARPLEY, T. 9-75; BAILEY, J. 4-33; WILSON, J. 2-25; WILLIAMS, Mal. 2-11; BREWTON, J. 1-7. Cincinnati-JULIAN, Damon 4-62; MCCLUNG, A. 3-54; ABERNATHY, RD 3-23; WASHINGTON, S. 3-23; THOMPSON, K. 3-22; MILLIGAN, Danny 1-17; KELCE, Travis 1-5; RICHARDSON, D. 1-3; POTEAT, Jameel 1-minus 1.



GAME 3 • SEPT. 29, 2012 • FEDEX FIELD • LANDOVER, MD. • ATT.: 46,026

**No. 25 Virginia Tech****24****Cincinnati****27****CAPTAINS:** Camerron Cheatham, Drew Frey, Walter Stewart, Austen Bujnoch • **CINCINNATI FLAG:** Tony Miliano

**LANDOVER, MD.** - Munchie Legaux hit Damon Julian for a 39-yard touchdown pass with 13 seconds to play, and Cincinnati beat Virginia Tech 27-24 Saturday.

Trailing by four after a Hokies touchdown, the Bearcats (3-0) took over at their own 15 with 1:43 to play and moved downfield in nine plays for the score, capping a seesaw fourth quarter that brought to life a sleepy game.

Cincinnati dominated in every way but the scoreboard, piling on the yards all game, and managed to finally escape with the win. Legaux completed 19 of 42 passes for a career-high 376 yards with three touchdowns and one interception. Kenbrell Thompkins also set career highs for Cincinnati with seven catches for 134 yards and a score.

The game was played at the Washington Redskins stadium, with Cincinnati giving up a home game for a chance to play in the vicinity of the nation's capital. Still, the Bearcats fans were an overwhelming minority compared to the Hokies' faithful, who had to travel half the distance of their counterparts.

The teams combined for 21 points in the fourth quarter after putting up just 20 in the first three. Michael Holmes spun into the end zone from 3 yards out with 8:37 to play to put Virginia Tech ahead 17-13, but Ralph David Abernathy IV's 76-yard catch-and-run score put the Bearcats back in front less than a minute later.

The Hokies then responded with Corey Fuller's 56-yard touchdown catch with 1:49 remaining.

The Bearcats run a spread offense, but they had more success with conventional drop-back pass plays. They took a 13-7 lead midway through the third quarter when Legaux, with plenty of time to throw, hit Thompkins wide open over the middle for a 29-yard touchdown.

Virginia Tech was outgained 165 to 72 - yet the Hokies had a just 7-6 lead to show for it. They didn't get a first down until Fuller's 15-yard reception with 5:17 to go in the half.

GAME 4 • OCT. 6, 2012 • NIPPERT STADIUM • CINCINNATI, OHIO • ATT.: 35,097

**Miami (Ohio)****14****No. 23 Cincinnati****52****CAPTAINS:** Dan Giordano, Munchie Legaux, Walter Stewart, Kenbrell Thompkins • **CINCINNATI FLAG:** Colin Lozier

**CINCINNATI** - The No. 23 University of Cincinnati football team downed Miami University 52-14 in the 117th Battle for the Victory Bell at Nippert Stadium.

The crowd of 35,097 on hand for the Homecoming game marked the first sellout at Nippert Stadium since Nov. 27, 2009 when the fifth-ranked Bearcats topped Illinois 49-36.

The 52 points scored was the highest total of the season for the Bearcats and the most scored in the series since a 52-42 victory at Miami on Oct. 30, 1999.

UC (4-0) put up a season-high 290 rushing yards, led by senior George Winn with 131 yards on 16 carries and two touchdowns. Junior Munchie Legaux threw for 157 yards and two touchdowns.

Senior Danny Milligan and freshman Tion Green both scored their first career touchdowns for the Bearcats. Milligan's came by way of an 11-yard reception from Legaux in the first quarter for a 14-6 lead. Green closed the scoring in the fourth quarter with a 1-yard rush to give the Bearcats the 52-14 advantage.

Defensively, Cincinnati picked off three interceptions, including senior Camerron Cheatham's 68-yard touchdown return to open the scoring for the Bearcats. It was his second career interception return for a touchdown. Junior Deven Drane and senior Greg Blair also recorded interceptions for UC. The Bearcats also forced one Miami fumble when sophomore Camaron Beard stripped the ball from Jamire Westbrook. Junior Arryn Chenault recovered the ball for his first career fumble recovery.

The RedHawks drove the ball down the field on the first drive of the game, going 75 yards on seven plays. The touchdown was a 19-yard pass from Zac Dysert to Dawon Scott at the 11:31 mark to put Miami up 6-0. A bad snap forced a failure on the point after to keep the lead at six.

The Bearcats entered the half with a 24-14 lead and a 122 to 57 advantage in rushing yardage. Miami held a 203 to 80 advantage in passing yards and a 260 to 202 advantage in overall yards.

A 58-yard return on the opening kickoff of the second half by sophomore Ralph David Abernathy IV started a five play, 39-yard scoring drive for the Bearcats. The drive was capped by a 19-yard touchdown pass from Legaux to senior Travis Kelce to give UC a 31-14 lead. Kelce's touchdown reception was his first of the season and the third of his career.

**SCORE BY QUARTERS**

	1	2	3	4	F
No. 25 Virginia Tech	0	7	0	17	- 24
Cincinnati	3	3	7	14	- 27

**SCORING SUMMARY**

QTR	TIME	TEAM	SCORING PLAY	DRIVE	TIME
1st	06:02	CIN	Miliano 20 yd field goal	13-74	5:46
2nd	08:25	CIN	Miliano 43 yd field goal	12-34	5:53
	02:41	VT	Thomas 5 yd run (Journell kick)	4-13	1:08
3rd	06:59	CIN	Thompkins 29 yd pass from Legaux (Miliano kick)	8-80	3:53
4th	14:56	VT	Journell 28 yd field goal	9-62	4:08
	08:37	VT	Holmes 3 yd run (Journell kick)	8-76	3:02
	07:51	CIN	Abernathy 76 yd pass from Legaux (Miliano kick)	2-75	0:46
	01:49	VT	Fuller 56 yd pass from Thomas (Journell kick)	6-93	2:43
	00:13	CIN	Julian 39 yd pass from Legaux (Miliano kick)	9-85	1:30

**SCORE BY QUARTERS**

	1	2	3	4	F
Miami (Ohio)	6	8	0	0	- 14
No. 23 Cincinnati	14	10	21	7	- 52

**SCORING SUMMARY**

QTR	TIME	TEAM	SCORING PLAY	DRIVE	TIME
1st	11:31	MIAMI	Scott 19 yd pass from Dysert (Patterson rush failed)	7-75	3:29
	07:36	CIN	Cheatham 68 yd interception return (Miliano kick)		
	04:51	CIN	Milligan 11 yd pass from Legaux (Miliano kick)	2-15	0:29
2nd	11:56	CIN	Winn 6 yd run (Miliano kick)	10-57	4:48
	03:15	CIN	Miliano 24 yd field goal	11-92	4:19
	02:05	MIAMI	Harwell 10 yd pass from Dysert (Dysert rush)	6-75	1:10
3rd	12:45	CIN	Kelce 19 yd pass from Legaux (Miliano kick)	5-39	2:05
	06:57	CIN	Winn 3 yd run (Miliano kick)	10-62	4:55
	01:11	CIN	Legaux 1 yd run (Miliano kick)	7-51	2:57
4th	14:04	CIN	Green 2 yd run (Miliano kick)	3-13	1:27

**TEAM STATISTICS**

	VT	UC
FIRST DOWNS	16	24
RUSHES-YARDS (NET)	34-160	32-103
PASSING YDS (NET)	242	392
Passes Att-Comp-Int	30-17-2	43-20-1
TOTAL OFF. PLAYS-YARDS	64-402	75-495
Fumble Returns-Yards	0-0	0-0
Punt Returns-Yards	3-3	4-24
Kickoff Returns-Yards	5-114	2-53
Interception Returns-Yards	1-0	2-2
Punts (Number-Avg)	7-45.9	5-44.6
Fumbles-Lost	2-1	2-1
Penalties-Yards	7-82	8-50
Possession Time	29:50	30:10
Third-Down Conversions	4 of 13	8 of 18
Fourth-Down Conversions	1 of 1	1 of 2
Red-Zone Scores-Chances	3-4	2-3
Sacks By: Number-Yards	1-8	1-9

**INDIVIDUAL STATISTICS**

**RUSHING:** Virginia Tech-Holmes, M 11-60; Roberts, D 5-51; Coleman, JC 7-32; Thomas, L 9-10; Scales, M 2-7. Cincinnati-WINN, George 17-76; LEGAUX, Munchie 11-27; MCCLUNG, A. 1-3; ABERNATHY, RD 3-minus 3.

**PASSING:** Virginia Tech-Thomas, L 17-30-2-242. Cincinnati-LEGAUX, Munchie 19-42-1-376; KAY, Brendon 1-1-0-16.

**RECEIVING:** Virginia Tech-Davis, M 5-101; Fuller, C 4-80; Coleman, JC 2-33; Martin, E 2-11; Malleck, R 2-6; Roberts, D 1-7; Holmes, M 1-4. Cincinnati-THOMPSON, K. 7-134; JULIAN, Damon 4-89; KELCE, Travis 2-47; MCCLUNG, A. 2-26; WINN, George 2-2; ABERNATHY, RD 1-76; MOUHON, S. 1-16; MILLIGAN, Danny 1-2.

**TEAM STATISTICS**

	MU	UC
FIRST DOWNS	21	24
RUSHES-YARDS (NET)	19-59	50-272
PASSING YDS (NET)	320	157
Passes Att-Comp-Int	53-27-3	23-13-0
TOTAL OFF. PLAYS-YARDS	72-379	73-429
Fumble Returns-Yards	0-0	0-0
Punt Returns-Yards	1-11	0-0
Kickoff Returns-Yards	2-40	2-75
Interception Returns-Yards	0-0	3-114
Punts (Number-Avg)	3-37.7	3-41.3
Fumbles-Lost	1-1	2-0
Penalties-Yards	8-57	9-84
Possession Time	26:59	33:01
Third-Down Conversions	5 of 14	8 of 13
Fourth-Down Conversions	1 of 4	0 of 0
Red-Zone Scores-Chances	2-4	7-8
Sacks By: Number-Yards	0-0	3-20

**INDIVIDUAL STATISTICS**

**RUSHING:** Miami (Ohio)-SCOTT, Dawan 1-22; WESTBROOK, J. 4-17; DYSERT, Zac 7-13; FINKLEA, Erik 2-4; TREADWELL, S. 1-3; WILLIAMS, R. 1-3; BOUCHER, Austin 3-minus 3. Cincinnati-WINN, George 16-128; GREEN, Tion 11-37; BUCKLEY, D. 4-32; ABERNATHY, RD 8-27; LEGAUX, Munchie 6-22; KAY, Brendon 2-18; LUALLAN, Jordan 2-8; POTEAT, Jameel 1-0.

**PASSING:** Miami (Ohio)-DYSERT, Zac 25-49-3-303; BOUCHER, Austin 2-4-0-17. Cincinnati-LEGAUX, Munchie 13-23-0-157.

**RECEIVING:** Miami (Ohio)-SWIFT, Luke 5-67; SCOTT, Dawan 5-60; HARWELL, Nick 5-40; CRUSE, Andy 4-60; WHITE, Dustin 3-34; MARCK, Steve 2-37; DAVID, Orlando 2-16; TREADWELL, S. 1-6. Cincinnati-MCCLUNG, A. 4-55; JULIAN, Damon 3-33; KELCE, Travis 2-27; ABERNATHY, RD 2-24; MILLIGAN, Danny 1-11; THOMPSON, K. 1-7.

# 2013 UNIVERSITY OF CINCINNATI FOOTBALL

GAME 5 • OCT. 13, 2012 • NIPPERT STADIUM • CINCINNATI, OHIO • ATT.: 26,317



**Fordham**

**17**

**No. 21/20 Cincinnati**

**49**

**CAPTAINS:** Dan Giordano, Travis Kelce, Walter Stewart, George Winn • **CINCINNATI FLAG:** Adam Fearing

**CINCINNATI** - Munchie Legaux passed for two scores and ran for another and 21st-ranked Cincinnati scored on every second-half possession to roll over Fordham, 49-17 on Saturday night.

Deven Drane scooted 76 yards for a touchdown after picking up a fumble and Legaux tossed a 78-yard scoring pass to Travis Kelce in the first half before the Bearcats methodically dominated on both sides of the ball with long, impressive drives in the second half.

The Bearcats (5-0) stayed perfect but the Rams (4-3), playing up a level from the Football Championship Subdivision, hung around for a half. The win was Cincinnati's 24th straight in nonconference games at Nippert Stadium and upped its overall winning streak to eight in a row.

After a sloppy first two quarters, the Bearcats came alive on offense. Legaux, Ralph David Abernathy IV and Jordan Luallen scored on runs to start the third quarter and the rout was on.

Legaux raced eight yards for the score on the Bearcats' first possession to start the second half. After the defense forced a punt, Cincinnati came right back down the field. This time Abernathy took a handoff from Legaux, slashed inside left tackle and sped down the middle of the field on a 36-yard scoring run for a 28-6 lead. Milligan's 42-yard punt return led to another quick score, with wide receiver Jordan Luallen taking the direct snap and skirting left end from 1 yard out to cap a five-play sprint to the end zone.

Milligan then caught a 29-yard touchdown pass from Legaux to swell the lead to 42-14 early in the fourth quarter. Brendon Kay also scored on a 1-yard keeper.

Cincinnati's defense held Fordham running back Carlton Koonce, averaging 135 yards rushing a game, to 72 on 22 carries.

In a weird start, the Rams ran off the first 22 offensive plays of the game - and still trailed 7-3.

Taking the opening kickoff, they moved quickly to a first down at the Cincinnati 17. But Higgins was sacked by defensive end Dan Giordano and the ball popped loose. Drane picked it up almost in stride and raced untouched down the field for the touchdown.

GAME 6 • OCT. 20, 2012 • GLASS BOWL • TOLEDO, OHIO • ATT.: 24,124



**No. 21/18 Cincinnati**

**23**

**Toledo**

**29**

**CAPTAINS:** Cammerson Cheatham, Dan Giordano, Travis Kelce Munchie Legaux • **CINCINNATI FLAG:** Solomon Tentman

**TOLEDO, Ohio** - Bernard Reedy scored on a 91-yard kickoff return and Toledo beat No. 21/18 Cincinnati 29-23 on Saturday night, handing the Bearcats their first loss of the season.

Cincinnati's only lead came late in the third quarter, and it only lasted a few seconds. Reedy was barely touched as he scampered up the field to put the Rockets in front 26-20.

Toledo (6-1) also got five field goals from Jeremiah Detmer, the last one coming with 42 seconds left after the Rockets ate up seven minutes with a pivotal drive. The Rockets have won six straight an after opening loss at Arizona.

The Bearcats (5-1) had one last chance, Munchie Legaux's second interception of the game ended any hope for the Bearcats. Jermaine Robinson returned Legaux's first interception for a 75-yard touchdown in the first half.

UC's defense held the Rocket's potent offensive attack without an offensive touchdown and to 355 yards of total offense, a low for the Bearcats against an FBS team in 2012.

Legaux had 228 yards passing and 66 yards on the ground, but never seemed to get on track. His 25-yard touchdown pass to leaping receiver Damon Julian gave the Bearcats a short-lived 20-19 lead. Nothing went right for the Bearcats early on.

They fell behind 10-0 when Legaux floated a pass into the chest of Robinson, who ran down the sideline midway into the first quarter.

Cincinnati appeared set to build some momentum when Deven Drane recovered what was initially was ruled a Toledo fumble caused by Greg Blair inside its own 10-yard line, but the officials changed the call after looking at the replay.

Toledo punted just once in the first half and controlled the game early on, but a handful of long plays for the Bearcats brought them back.

Ralph David Abernathy IV's 52-yard run set up Legaux's 2-yard scoring plunge, cutting Toledo's lead to 13-7. Tony Miliano added a pair of field goals on the Bearcats' next two possessions to get them within three at the half.

Blair set a career and game high with 15 tackles.

## SCORE BY QUARTERS

	1	2	3	4	F
Fordham	3	3	8	3	- 17
No. 21/20 Cincinnati	14	0	21	14	- 49

## SCORING SUMMARY

QTR	TIME	TEAM	SCORING PLAY	DRIVE	TIME
1st	09:47	CIN	Drane 76 yd fumble recovery (Miliano kick)		
	04:42	FOR	Murray 46 yd field goal	10-47	5:05
	03:39	CIN	Kelce 78 yd pass from Legaux (Miliano kick)	2-75	1:03
	00:43	FOR	Murray 55 yd field goal	4-0	1:01
2nd	10:55	CIN	Legaux 8 yd run (Miliano kick)	9-79	3:59
	07:53	CIN	Abernathy 36 yd run (Miliano kick)	5-81	1:38
	04:04	CIN	Luallen 1 yd run (Miliano kick)	5-26	2:02
	01:28	FOR	Wetzel 12 yd pass from Higgins (Halter pass from Higgins)	7-68	2:30
4th	12:48	CIN	Milligan 29 yd pass from Legaux (Miliano kick)	8-80	3:34
	06:40	FOR	Murray 38 yd field goal	13-54	6:08
	01:56	CIN	Kay 1 yd run (Miliano kick)	8-75	4:44

## SCORE BY QUARTERS

	1	2	3	4	F
No. 21/18 Cincinnati	0	13	7	3	- 23
Toledo	10	6	10	3	- 29

## SCORING SUMMARY

QTR	TIME	TEAM	SCORING PLAY	DRIVE	TIME
1st	11:23	TOLEDO	Detmer 43 yd field goal	7-29	2:24
	07:50	TOLEDO	Robinson 75 yd interception return (Detmer kick)		
2nd	14:09	TOLEDO	Detmer 42 yd field goal	10-62	3:13
	11:34	CIN	Legaux 2 yd run (Miliano kick)	6-75	2:35
	09:13	CIN	Miliano 40 yd field goal	6-22	1:15
	06:06	TOLEDO	Detmer 47 yd field goal	6-54	2:58
	02:20	CIN	Miliano 37 yd field goal	8-57	3:40
3rd	08:58	TOLEDO	Detmer 20 yd field goal	13-75	5:57
	02:08	CIN	Julian 25 yd pass from Legaux (Miliano kick)	4-70	1:25
	01:55	TOLEDO	Reedy 91 yd kickoff return (Detmer kick)		
4th	11:30	CIN	Miliano 41 yd field goal	7-44	1:56
	00:42	TOLEDO	Detmer 25 yd field goal	15-59	6:53

## TEAM STATISTICS

	FOR	UC
FIRST DOWNS	18	19
RUSHES-YARDS (NET)	29-42	33-210
PASSING YDS (NET)	262	262
Passes Att-Comp-Int	42-31-0	24-15-0
TOTAL OFF. PLAYS-YARDS	71-304	57-472
Fumble Returns-Yards	0-0	1-76
Punt Returns-Yards	0-0	1-42
Kickoff Returns-Yards	3-84	2-41
Interception Returns-Yards	0-0	0-0
Punts (Number-Avg)	4-47.2	2-49.0
Fumbles-Lost	3-1	2-0
Penalties-Yards	3-38	5-55
Possession Time	36:06	23:54
Third-Down Conversions	6 of 17	7 of 11
Fourth-Down Conversions	2 of 2	0 of 0
Red-Zone Scores-Chances	2-3	3-3
Sacks By: Number-Yards	0-0	3-32

## INDIVIDUAL STATISTICS

**RUSHING:** Fordham-Koonce, Carlton 22-72; Erenberg, Andre 3-9; Higgins, Ryan 4-minus 40; Talbert, Nick 0-1. Cincinnati-WINN, George 13-75; ABERNATHY, RD 5-51; KAY, Brendon 2-29; GREEN, Tion 3-28; POTEAT, Jameel 4-18; LEGAUX, Munchie 4-7; LUALLEN, Jordan 2-2.

**PASSING:** Fordham-Higgins, Ryan 31-42-0-262. Cincinnati-LEGAUX, Munchie 15-24-0-262.

**RECEIVING:** Fordham-Wetzel, Brian 9-121; Light, Dan 8-53; Koonce, Carlton 8-16; Talbert, Nick 3-37; Wilson, Greg 3-35. Cincinnati-KELCE, Travis 3-101; THOMPkins, K. 3-27; ABERNATHY, RD 3-16; CHISUM, Alex 2-45; MILLIGAN, Danny 2-39; JULIAN, Damon 1-23; MOORE, Chris 1-11.

## TEAM STATISTICS

	UC	UT
FIRST DOWNS	23	18
RUSHES-YARDS (NET)	35-251	43-229
PASSING YDS (NET)	227	126
Passes Att-Comp-Int	37-15-2	24-13-0
TOTAL OFF. PLAYS-YARDS	72-478	67-355
Fumble Returns-Yards	0-0	0-0
Punt Returns-Yards	0-0	3-38
Kickoff Returns-Yards	5-95	5-160
Interception Returns-Yards	0-0	2-117
Punts (Number-Avg)	5-41.6	4-44.2
Fumbles-Lost	0-0	2-1
Penalties-Yards	4-45	4-35
Possession Time	27:52	32:08
Third-Down Conversions	6 of 14	6 of 16
Fourth-Down Conversions	0 of 0	0 of 0
Red-Zone Scores-Chances	2-2	2-2
Sacks By: Number-Yards	3-19	0-0

## INDIVIDUAL STATISTICS

**RUSHING:** Cincinnati-ABERNATHY, RD 9-98; WINN, George 16-86; LEGAUX, Munchie 9-66; LUALLEN, Jordan 1-1. Toledo-FLUELLEN, David 25-161; OWENS, Terrance 14-50; McDOWELL, C. 2-21; TEAM 1-minus 1; REEDY, Bernard 1-minus 2.

**PASSING:** Cincinnati-LEGAUX, Munchie 15-36-2-227; KAY, Brendon 0-1-0-0. Toledo-OWENS, Terrance 13-24-0-126.

**RECEIVING:** Cincinnati-KELCE, Travis 3-64; THOMPkins, K. 2-38; JULIAN, Damon 2-36; CHISUM, Alex 2-35; MCCLUNG, A. 2-29; WINN, George 2-14; MOORE, Chris 1-12; ABERNATHY, RD 1-minus 1. Toledo-REEDY, Bernard 5-72; RUSSELL, Alonzo 4-38; MACON, Dwight 3-9; FLUELLEN, David 1-7.

GAME 7 • OCT. 26, 2012 • PAPA JOHN'S CARDINAL STADIUM • LOUISVILLE, KY. • ATT.: 53,271

GAME 8 • NOV. 3, 2012 • NIPPERT STADIUM • CINCINNATI, OHIO • ATT.: 24,124

**Cincinnati****OT****31****No. 16/14 Louisville****34****CAPTAINS:** Maalik Bomar, Camerron Cheatham, Dan Giordano, Travis Kelce • **CINCINNATI FLAG:** Deyshawn Bond

**LOUISVILLE, Ky. (AP)** - John Wallace's kicked a 30-yard field goal in overtime to lead No. 16 Louisville to a 34-31 victory over Cincinnati.

Cincinnati (5-2, 1-1 Big East) led 24-14 with 10:26 remaining in the third quarter, but needed a late touchdown pass by Munchie Legaux just to get to overtime.

Louisville (8-0, 3-0) stopped a four-game slide in the series against Cincinnati and captured the Keg of Nails trophy that goes to the winner of the rivalry.

Teddy Bridgewater connected with DeVante Parker for two terrific touchdowns after the Cardinals fell behind by 10 in the third.

Parker's tying 30-yard grab in the fourth was initially ruled incomplete. He juggled the ball near the back of the end zone but brought it in with one foot inbounds, and it was changed to a touchdown after a replay review.

Parker gave the Cardinals the lead with a 64-yard catch-and-run with 1:56 remaining, but the Bearcats tied it at 31 on Legaux's 26-yard pass to Damon Julian with just over a minute left.

Bridgewater overcame a slow start and completed 24 of 41 passes for 416 yards and the pair of TD strikes to Parker, who had four catches for 120 yards. Legaux ran for a score but tossed three interceptions, including the costly mistake in overtime.

George Winn rushed for 125 yards on 26 carries for the Bearcats, who led by 10 points twice but dropped their second consecutive game after a 5-0 start. Ralph David Abernathy had touchdown runs of 14 and 4 yards.

Louisville grabbed a 7-3 lead on Jeremy Wright's 1-yard plunge but Cincinnati bounced back with Abernathy's first scoring run and Legaux's TD to build a 17-7 advantage with 8:05 left in the first half.

The Cardinals responded with their best drive of the night, marching 80 yards down the field. Senior Perry's 8-yard touchdown run trimmed Cincinnati's lead to 17-14 at the break.

It was a rough half for both quarterbacks. Bridgewater was just 9 of 22 for 154 yards and his fourth interception of the season, while Legaux was 4 of 15 for 54 with two INTs.

Cincinnati began the second half with another impressive drive, going 73 yards in 10 plays for another 10-point cushion on Abernathy's 4-yard TD run.

SCORE BY QUARTERS	1	2	3	4	OT	F
Cincinnati	10	7	7	7	0	- 31
No. 16/14 Louisville	7	7	3	14	3	- 34

**SCORING SUMMARY**

QTR	TIME	TEAM	SCORING PLAY	DRIVE	TIME
1st	11:24	CIN	Miliano 47 yd field goal	7-17	2:36
	08:42	LOU	Wright 1 yd run (Wallace kick)	6-75	2:42
	01:24	CIN	Abernathy 14 yd run (Miliano kick)	9-67	3:50
2nd	08:05	CIN	Legaux 4 yd run (Miliano kick)	4-19	1:50
	02:38	LOU	Perry 8 yd run (Wallace kick)	13-80	5:27
3rd	10:26	CIN	Abernathy 4 yd run (Miliano kick)	10-73	4:34
	03:27	LOU	Wallace 26 yd field goal	14-66	6:59
4th	11:10	LOU	Parker 30 yd pass from Bridgewater (Wallace kick)	4-93	1:46
	01:56	LOU	Parker 64 yd pass from Bridgewater (Wallace kick)	2-71	0:39
	01:03	CIN	Julian 26 yd pass from Legaux (Miliano kick)	3-59	0:53
OT	15:00	LOU	Wallace 30 yd field goal	6-12	0:00

**TEAM STATISTICS**

	UC	UofL
FIRST DOWNS	20	24
RUSHES-YARDS (NET)	41-196	37-108
PASSING YDS (NET)	157	416
Passes Att-Comp-Int	28-13-3	41-24-1
TOTAL OFF. PLAYS-YARDS	69-353	78-524
Fumble Returns-Yards	0-0	0-0
Punt Returns-Yards	1-15	2--2
Kickoff Returns-Yards	5-160	4-82
Interception Returns-Yards	1-0	3-13
Punts (Number-Avg)	5-38.2	5-37.6
Fumbles-Lost	1-0	1-0
Penalties-Yards	6-59	6-65
Possession Time	30:31	29:29
Third-Down Conversions	5 of 15	7 of 17
Fourth-Down Conversions	0 of 0	1 of 2
Red-Zone Scores-Chances	3-3	4-4
Sacks By: Number-Yards	3-14	1-4

**INDIVIDUAL STATISTICS**

**RUSHING:** Cincinnati-WINN, George 26-125; ABERNATHY, RD 10-39; LEGAUX, Munchie 5-32. Louisville-WRIGHT, Jeremy 18-74; PERRY, Seniorise 13-36; BRIDGEWATER, T. 6-minus 2.

**PASSING:** Cincinnati-LEGAUX, Munchie 13-28-3-157. Louisville-BRIDGEWATER, T. 24-41-1-416.

**RECEIVING:** Cincinnati-JULIAN, Damon 4-52; THOMPSON, K. 3-46; KELCE, Travis 2-22; MILLIGAN, Danny 1-31; ABERNATHY, RD 1-5; MCCLUNG, A. 1-2; WINN, George 1-minus 1. Louisville-COPELAND, D. 5-96; PARKER, DeVante 4-120; ROGERS, Eli 4-39; PERRY, Seniorise 3-21; SMITH, Andrell 2-63; WRIGHT, Jeremy 2-22; GAINES, Charles 2-9; RADCLIFF, Scott 1-30; HUBBELL, Ryan 1-16.

**Syracuse****24****Cincinnati****35****CAPTAINS:** Austen Bujnoch, Camerron Cheatham, Dan Giordano, George Winn • **CINCINNATI FLAG:** Corey Mason

**CINCINNATI** - Senior running back George Winn set career highs in rushing yards (165), attempts (30) and total touchdowns (4) to lead the University of Cincinnati football team to a 35-24 win over Syracuse University at Nippert Stadium.

Cincinnati outscored SU 21-7 in the second half and received contributions from three quarterbacks to notch its second BIG EAST Conference win of the season in a game that featured six lead changes.

Senior quarterback Brendon Kay came off the bench in the third quarter in relief of junior Munchie Legaux and led the Bearcats to two straight touchdown drives. Kay would finish the game 3 for 3 passing for 32 yards and his first-career touchdown. Legaux went 11 of 22 for 124 passing yards, while adding 39 rushing yards on six carries, and redshirt junior Jordan Luallen totaled 32 rushing yards and 14 through the air.

With Syracuse leading 24-21 midway through the third quarter, UC senior defensive back Chris Williams blitzed off the right edge and sacked SU quarterback Ryan Nassib from behind, forcing a fumble that was recovered by senior defensive lineman Dan Giordano at the SU 15-yard line.

Three plays later on third-and-eight, Kay rolled to his right before throwing a cross-field pass to senior tight end Travis Kelce on the left side. With two blockers and just one defender in front of him, Kelce trotted into the end zone for Kay's first career touchdown pass and a 28-24 UC lead. Kelce ended the day with career highs in receptions (4) and touchdowns (2) for a team-best 77 yards.

The Bearcats pulled away 35-24 on their next possession. Winn accounted for all 42 yards of the four-play drive, which included back-to-back 18-yard rushes, before he ran it in from two yards out for his third rushing TD of the game with 14:22 to go in fourth.

Cincinnati scored 1:47 into the game after Winn punched in a five-yard touchdown run. The four-play scoring drive was set up by Bearcats freshman Deionte Buckley, who forced SU sophomore Jeremiah Kobena to fumble the opening kickoff, which was recovered by UC freshman Jeremy Graves at the Orange 28-yard line.

With the Bearcats facing a fourth-and-two to begin the second quarter, Winn took the handoff and threw a 37-yard jump pass to Kelce to put UC ahead 14-10 at the 14:53 mark. It was the first-career touchdown pass for Winn.

SCORE BY QUARTERS	1	2	3	4	F
Syracuse	10	7	7	0	- 24
Cincinnati	7	7	14	7	- 35

**SCORING SUMMARY**

QTR	TIME	TEAM	SCORING PLAY	DRIVE	TIME
1st	13:13	CIN	Winn 5 yd run (Miliano kick)	4-28	1:39
	03:46	SYR	Nassib 1 yd run (Krautman kick)	4-11	1:00
	01:45	SYR	Krautman 24 yd field goal	9-38	1:53
2nd	14:53	CIN	Kelce 37 yd pass from Winn (Miliano kick)	6-73	1:46
	05:22	SYR	Lemon 14 yd pass from Nassib (Krautman kick)	10-89	3:06
3rd	10:53	CIN	Winn 1 yd run (Miliano kick)	12-75	4:07
	06:39	SYR	Smith 1 yd run (Krautman kick)	11-75	4:14
	02:03	CIN	Kelce 13 yd pass from Kay (Miliano kick)	3-15	1:35
4th	14:22	CIN	Winn 2 yd run (Miliano kick)	4-47	1:04

**TEAM STATISTICS**

	SU	UC
FIRST DOWNS	24	23
RUSHES-YARDS (NET)	41-193	53-263
PASSING YDS (NET)	286	207
Passes Att-Comp-Int	47-23-0	27-16-1
TOTAL OFF. PLAYS-YARDS	88-479	80-470
Fumble Returns-Yards	0-0	0-0
Punt Returns-Yards	4-13	3-19
Kickoff Returns-Yards	1-28	3-77
Interception Returns-Yards	1-0	0-0
Punts (Number-Avg)	6-34.8	6-41.5
Fumbles-Lost	2-2	4-2
Penalties-Yards	12-104	8-90
Possession Time	26:15	33:45
Third-Down Conversions	9 of 21	7 of 15
Fourth-Down Conversions	1 of 2	1 of 1
Red-Zone Scores-Chances	4-5	4-5
Sacks By: Number-Yards	1-1	1-6

**INDIVIDUAL STATISTICS**

**RUSHING:** Syracuse-SMITH, Jerome 21-116; GULLEY, P-T 13-61; BROYLD, Ashton 2-10; NASSIB, Ryan 5-6. Cincinnati-WINN, George 30-165; LEGAUX, Munchie 6-39; LUALLEN, Jordan 6-32; KAY, Brendon 3-18; ABERNATHY, RD 6-17; POTEAT, Jameel 1-minus 2; TEAM 1-minus 6.

**PASSING:** Syracuse-NASSIB, Ryan 23-47-0-286. Cincinnati-LEGAUX, Munchie 11-22-1-124; KAY, Brendon 3-3-0-32; LUALLEN, Jordan 1-1-0-14; WINN, George 1-1-0-37.

**RECEIVING:** Syracuse-LEMON, Alec 7-101; WALES, Beckett 7-87; SALES, Marcus 4-52; WEST, Jarrod 3-40; SMITH, Jerome 1-3; GULLEY, P-T 1-3. Cincinnati-MCCLUNG, A. 5-75; KELCE, Travis 4-77; ABERNATHY, RD 4-30; THOMPSON, K. 2-16; WINN, George 1-9.

**GAME 9 • NOV. 10, 2012 • LINCOLN FINANCIAL FIELD • PHILADELPHIA, PA. • ATT.: 20,192**

**CAPTAINS:** Austen Bujnoch, Camerron Cheatham, Dan Giordano, Travis Kelce • **CINCINNATI FLAG:** Chris Williams

The UC defense was guided by linebackers Maalik Bomar and Greg Blair who had six tackles apiece and safety Drew Frey who added three tackles, one for a loss, two pass breakups and an interception.

SCORING SUMMARY					
QTR	TIME	TEAM	SCORING PLAY	DRIVE	TIME
1st	07:29	CIN	Winn 1 yd run (Miliano kick)	6-74	2:09
	02:36	TEMPLE	McManus 20 yd field goal	12-72	4:53
	02:21	CIN	Thompkins 75 yd pass from Kay (Miliano kick)	2-75	0:15
2nd	08:00	CIN	Winn 1 yd run (Miliano kick)	8-80	4:16
	00:16	CIN	Miliano 22 yd field goal	5-38	0:48
3rd	08:55	TEMPLE	Booth 4 yd pass from Granger (McManus kick)	8-75	3:55
	00:21	CIN	Moore 65 yd pass from Kay (Miliano kick)	6-94	2:50
4th	03:16	CIN	Miliano 23 yd field goal	13-71	7:05

CINCINNATI FOOTBALL • 93

No. 22/20 Putgers	10
-------------------	----

**CAPTAINS:** Brendon Kay, Travis Kelce, Camerron Cheatham, Dan Giordano • **CINCINNATI FLAG:** Jordan Luallen

A Kay interception set up a Rutgers drive the saw the Knights erase 6:11 off the play clock as they moved the ball down the to the UC 5-yard line. However, Rutgers kicker Nick Borgese's attempted 22-yard field goal was blocked by Jordan Stepp, which kept the Bearcats within one possession.

SCORING SUMMARY					
QTR	TIME	TEAM	SCORING PLAY	DRIVE	TIME
2nd	06:13	RU	Harrison 71 yd pass from Nova,Gary (Borgese kick)	5-97	2:17
4th	07:59	RU	Borgese 42 yd field goal	12-62	6:49
	00:11	CIN	Miliano 36 yd field goal	9-58	1:16

TEAM STATISTICS	RU	UC	INDIVIDUAL STATISTICS
FIRST DOWNS	19	16	<b>RUSHING:</b> Rutgers-Huggins,Savon 41-179; Jamison,Jawan 4-37; Deering,Jeremy 1-20; Team 1-minus 2. Cincinnati-KAY, Brendon 13- 46; WINN, George 11-35; LUALLLEN, Jordan 2-9; ABERNATHY, RD 2-0.
RUSHES-YARDS (NET)	47-234	28-90	
PASSING YDS (NET)	186	251	
Passes Att-Comp-Int	20-11-2	31-17-2	
TOTAL OFF. PLAYS-YARDS	67-420	59-341	
Fumble Returns-Yards	0-0	0-0	<b>PASSING:</b> Rutgers-Nova,Gary 11-19-2-186; Wright,Tim 0-1-0-0. Cincinnati-KAY, Brendon 17-31-2-251.
Punt Returns-Yards	0-0	1-2	
Kickoff Returns-Yards	0-0	2-32	
Interception Returns-Yards	2-18	2-13	<b>RECEIVING:</b> Rutgers-Harrison,Mark 4-106; Coleman,Brandon 2-49; Wright,Tim 1-11; Shuler,Miles 1-10; Carrezola,Paul 1-7; Pratt,Quron 1-3; Jamison,Jawan 1-0. Cincinnati-KELCE, Travis 5-50; ABERNATHY, RD 3-52; MCCLUNG, A. 3-42; THOMPkins, K. 2-38; JULIAN, Damon 2-34; WINN, George 1-30; CHISUM, Alex 1-5.
Points (Number-Avg)	4-35.2	4-43.8	
Fumbles-Lost	0-0	0-0	
Penalties-Yards	7-50	4-40	
Possession Time	37:13	22:47	
Third-Down Conversions	6 of 14	3 of 11	
Fourth-Down Conversions	0 of 1	0 of 2	
Red-Zone Scores-Chances	0-3	1-3	
Sacks By: Number-Yards	3-22	0-0	



GAME 11 • NOV. 23, 2012 • NIPPERT STADIUM • CINCINNATI, OHIO • ATT.: 21,171

GAME 12 • DEC. 1, 2012 • RENTSCHLER FIELD • E. HARTFORD, CONN. • ATT.: 33,112



USF

10

Cincinnati

27

**CAPTAINS:** Camerron Cheatham, Dan Giordano, Travis Kelce, Walter Stewart • **CINCINNATI FLAG:** Maalik Bomar

**CINCINNATI** - The University of Cincinnati football team defeated South Florida 27-10 on Senior Day at Nippert Stadium, keeping alive the program's goal of a fourth 10-win season in five years.

UC (8-3, 4-2 BIG EAST) RB George Winn rushed for 119 yards on 21 carries with two touchdowns, while QB Brendon Kay passed for 178 yards and one TD while adding 52 yards and a score on the ground.

Travis Kelce produced a career-high seven receptions for 58 yards and a touchdown to lead the Bearcats offensive attack. Kelce now has 507 receiving yards on the season, which surpassed Joe Koydock's 1990 mark of 496 yard for the UC all-time single-season leader for a tight end.

Defensively, LB Greg Blair recorded a game-high 14 total tackles, while DL Dan Giordano and John Williams added seven and six stops, respectively, to lead the Bearcats defense.

Winn scored his second touchdown with 12:12 left in the game when he muscled his way to the end zone on a 4-yard rush that capped a six-play, 66-yard drive and gave Cincinnati a 27-3 lead.

USF (3-8, 1-5 BIG EAST) reached the 10-point plateau at the 7:19 mark in the fourth quarter when senior running back Demetrius Murray scampered in the end zone from five yards out.

UC took a 13-point lead into halftime after outgaining USF 188-95, including a 101-48 advantage in rushing yardage.

The Bearcats defense set up the first points of the game when Giordano recovered Murray's unforced fumble at the USF 17-yard line at the 7:24 mark of the first quarter. Two players later, Kay rushed 18 yards to the left pile-on for the touchdown and a 7-0 UC lead.

Cincinnati took a double-digit lead with 2:58 remaining in the second quarter after completing an 11-play, 81-yard drive when Kay threw a 3-yard touchdown strike to Kelce, who was wide open in the back of the end zone. A missed point-after attempt by Tony Miliano made the score 13-0 Bearcats.

USF produced its first points of the game on its opening drive of the second half. Starting on their own 27-yardline, the Bulls move the ball 65 yards in the nine plays before place kicker Maikon Bonani made a 25-yard field goal, which cut Cincinnati's lead to 13-3 with 8:01 left in the third quarter.

On UC's third possession of the second half, a 48-yard pass from Kay to senior receiver Kenbrell Thompkins preceded a 3-yard touchdown run by Winn that gave the Bearcats a 20-3 lead at the 3:06 mark of the third quarter.

**SCORE BY QUARTERS**

	1	2	3	4	F
USF	0	0	3	7	- 10
Cincinnati	7	6	7	7	- 27

**SCORING SUMMARY**

QTR	TIME	TEAM	SCORING PLAY	DRIVE	TIME
1st	06:50	CIN	Kay 18 yd run (Miliano kick)	2-19	0:34
2nd	02:58	CIN	Kelce 3 yd pass from Kay (Miliano kick failed)	11-81	3:50
3rd	08:01	USF	Bonani 25 yd field goal	10-65	4:56
	03:06	CIN	Winn 3 yd run (Miliano kick)	2-51	0:30
4th	12:12	CIN	Winn 4 yd run (Miliano kick)	6-66	2:39
	07:19	USF	Murray 5 yd run (Bonani kick)	12-73	4:46

**TEAM STATISTICS**

	USF	UC
FIRST DOWNS	22	18
RUSHES-YARDS (NET)	38-130	40-194
PASSING YDS (NET)	176	178
Passes Att-Comp-Int	39-21-0	27-17-0
TOTAL OFF. PLAYS-YARDS	77-306	67-372
Fumble Returns-Yards	0-0	1-20
Punt Returns-Yards	2-1	0-0
Kickoff Returns-Yards	3-55	2-42
Interception Returns-Yards	0-0	0-0
Punts (Number-Avg)	7-43.0	7-42.9
Fumbles-Lost	7-2	0-0
Penalties-Yards	1-5	4-50
Possession Time	31:14	28:46
Third-Down Conversions	8 of 18	5 of 13
Fourth-Down Conversions	1 of 1	0 of 0
Red-Zone Scores-Chances	2-2	4-4
Sacks By: Number-Yards	1-4	4-25

**INDIVIDUAL STATISTICS**

**RUSHING:** USF-MURRAY, Demetri 19-68; SHAW, Marcus 10-60; FLOYD, Matt 8-7; MITCHELL, Terre 1-minus 5. Cincinnati-WINN, George 21-119; KAY, Brendon 7-48; ABERNATHY, RD 6-18; POTEAT, Jameel 3-5; FEARING, Adam 3-4.

**PASSING:** USF-FLOYD, Matt 21-39-0-176. Cincinnati-KAY, Brendon 17-27-0-178.

**RECEIVING:** USF-DAVIS, Andre 5-40; PRICE, Sean 5-29; MARC, Victor 4-40; WELCH, Deonte 4-35; MURRAY, Demetri 1-18; MONTGOMERY, D 1-9; HAWKINS, Jeff 1-5. Cincinnati-KELCE, Travis 7-58; THOMPSON, K. 3-57; JULIAN, Damon 3-22; WINN, George 2-7; MCCLUNG, A. 1-26; CHISUM, Alex 1-8.



Cincinnati

34

Connecticut

17

**CAPTAINS:** Camerron Cheatham, Dan Giordano, Travis Kelce and George Winn • **CINCINNATI FLAG:** Austen Bujnoch

**E. HARTFORD, Conn.** - Brendon Kay threw two touchdown passes to Travis Kelce, and caught one from the big tight end on a trick play as Cincinnati beat Connecticut 34-17 on Saturday to earn UC's fourth BIG EAST Conference Championship in five years.

UC (9-3) was part of a four-way split for the league title, along with Louisville, Rutgers and Syracuse, all of which ended the season with 5-2 conference records. Cincinnati's two conference losses came to the Cardinals and Scarlet Knights and the Bearcats were not in the running for the conference's Bowl Championship Series bowl berth.

Kelce caught five balls for 69 yards and the two scores. Kay completed 19 of his 29 passes for 245 yards and the two scores.

Chandler Whitmer threw for 264 yards and a touchdown for UConn (5-7, 2-5), before leaving the game with a head injury in the third quarter.

Kay hit Kelce for a 25-yard touchdown on the Bearcats' opening drive, one of three passes of at least 25 yards during the six-play, 76-yard march.

Kelce returned the favor in the second quarter. An interception return by Chris Williams set the Bearcats up on the UConn 39. On first down, Kelce took a backward screen pass from Kay and threw the ball back across the field to his quarterback, who ran down the right side for a touchdown that made it 14-0.

Kay found Kelce from 21-yards out on the opening drive of the second half to give the Bearcats a 21-10 lead. Kelce and Kay came into the program together as quarterbacks.

Whitmer started for UConn despite being knocked out of last week's win over Louisville with a head injury. He left this game in the third quarter after taking a shot from Greg Blair on a trick play and hitting his head on the turf.

A bad pass by backup QB Johnny McEntee that was intercepted by Drane set up another Bearcats touchdown, a 4-yard run by George Winn, his 12th touchdown this season. That came after Tony Miliano had made it a seven-point game, hitting a 38-yard field goal with 12 minutes left. His 42-yarder with 6 minutes left put a bow on the game.

**SCORE BY QUARTERS**

	1	2	3	4	F
Cincinnati	7	7	7	13	- 34
Connecticut	0	10	7	0	- 17

**SCORING SUMMARY**

QTR	TIME	TEAM	SCORING PLAY	DRIVE	TIME
1st	11:33	CIN	Kelce 25 yd pass from Kay (Miliano kick)	6-76	2:03
2nd	11:20	CIN	Kay 39 yd pass from Kelce (Miliano kick)	1-39	0:11
	06:43	UCONN	Puyol 40 yd field goal	5-53	1:11
	05:23	UCONN	Griffin 74 yd pass from Whitmer (Puyol kick)	1-74	0:13
3rd	11:24	CIN	Kelce 21 yd pass from Kay (Miliano kick)	7-65	3:36
	00:17	UCONN	McCombs 1 yd run (Puyol kick)	15-69	7:01
4th	12:04	CIN	Miliano 38 yd field goal	8-51	3:13
	10:52	CIN	Winn 4 yd run (Miliano kick)	1-4	0:09
	06:03	CIN	Miliano 42 yd field goal	8-40	4:16

**TEAM STATISTICS**

	UC	UConn
FIRST DOWNS	18	19
RUSHES-YARDS (NET)	32-72	29-36
PASSING YDS (NET)	284	337
Passes Att-Comp-Int	30-20-0	47-23-3
TOTAL OFF. PLAYS-YARDS	62-356	76-373
Fumble Returns-Yards	0-0	0-0
Punt Returns-Yards	4--2	1-0
Kickoff Returns-Yards	3-75	6-120
Interception Returns-Yards	3-78	0-0
Punts (Number-Avg)	6-40.3	6-37.7
Fumbles-Lost	2-1	0-0
Penalties-Yards	7-56	9-79
Possession Time	30:39	29:21
Third-Down Conversions	5 of 14	6 of 17
Fourth-Down Conversions	0 of 1	0 of 2
Red-Zone Scores-Chances	1-2	1-1
Sacks By: Number-Yards	4-36	1-7

**INDIVIDUAL STATISTICS**

**RUSHING:** Cincinnati-WINN, George 22-70; ABERNATHY, RD 2-7; POTEAT, Jameel 4-0; KAY, Brendon 3-minus 2; LUALLAN, Jordan 1-minus 3. Connecticut-McCOMBS, Lyle 21-60; McCUMMINGS, Sc. 2-4; WILLIAMS, Nick 1-3; WHITMER, Chan. 5-minus 31.

**PASSING:** Cincinnati-KAY, Brendon 19-29-0-245; KELCE, Travis 1-1-0-39. Connecticut-WHITMER, Chan. 16-31-1-264; McENTEE, Johnny 7-16-2-73.

**RECEIVING:** Cincinnati-McCLUNG, A. 6-70; KELCE, Travis 5-69; WINN, George 3-55; THOMPSON, K. 2-11; KAY, Brendon 1-39; JULIAN, Damon 1-26; CHISUM, Alex 1-11; ABERNATHY, RD 1-3. Connecticut-PHILLIPS, Shak. 7-93; DAVIS, Jeremy 5-46; GRIFFIN, Ryan 3-85; SMITH, Michael 3-54; WILLIAMS, Nick 2-38; McCOMBS, Lyle 2-18; DELAHUNT, John 1-3.



Cincinnati

48

Duke

34

CAPTAINS: Cammeron Cheatham, Dan Giordano, Travis Kelce, George Winn • CINCINNATI FLAG: Brandon Mills



**CHARLOTTE, N.C.** - The last month was pure chaos for quarterback Brendon Kay and the Cincinnati Bearcats. That made Thursday night's Belk Bowl victory all the more rewarding.

Duke running back Josh Snead fumbled at the Cincinnati five with 1:20 left and Kay threw an 83-yard touchdown pass to tight end Travis Kelce with 44 seconds to go, lifting the Bearcats to an improbable 48-34 win over the Blue Devils.

The Bearcats won without former head coach Butch Jones and both coordinators who helped guided them to the postseason.

Kay, who set a Belk Bowl record with four touchdown passes and was named the game's MVP, called it a "huge win."

"It's really been chaos for the last month ... pure chaos," Kay said. "We've played it off as it hasn't been but it was pure chaos from the time we found out (Jones) he was leaving."

Almost as chaotic as their latest win.

With the score tied at 34 and Duke driving for a go-ahead score, Snead fumbled and Kay capitalized with his go-ahead scoring pass to Kelce. Nick Temple capped the wild finish with a 55-yard interception return with 14 seconds left.

"We were figuring we might get one more shot as an offense and when we got the fumble we looked at each other and said we've worked way too hard to quit now," Kay said.

Kay quickly took advantage of the change in momentum after the Snead fumble, finding Kelce down the middle on a seam route. Kelce got behind the Duke defense and caught the ball in stride, racing the final 60 yards to the end zone as Blue Devils fans looked on in stunned silence.

It was a play called Left Texas 60, Y Go Burst, with three receivers running seam routes.

"I threw the ball and I was just hoping he would turn and look," Kay said. "He wasn't looking until the last second and it worked out great."

Kay also threw a 41-yard touchdown pass to Ralph David Abernathy, and 25-yard scoring strikes to Anthony McClung and Chris Moore. George Winn also ran for a 46-yard touchdown for Cincinnati.

"I felt like a point guard dishing out the ball," Kay said. "The guys were making plays."

Cincinnati (10-3) finished with its fifth 10-win season in six years.

"That was one of our goals," said Bearcats interim coach Steve Stripling.

Duke quarterback Sean Renfree threw for 358 yards - another Belk Bowl record - for the Blue Devils (6-7), who were seeking their first bowl win since 1961. Conner Vernon, the ACC's all-time leader in receptions and receiving yards, had 10 catches for 119 yards and a touchdown in his final game for the Blue Devils.

But the big play for Duke was Snead's fumble.

"It's heartbreaking because we wanted to win this game for our seniors," Snead said. "But as a team, we're going to learn from this and build off the momentum from this. I've got great teammates. They encouraged me to keep my head up. If you have a little adversity, you've got to face it."

Duke coach David Cutcliffe said the loss was tough to swallow.

"This feeling in our guts is not very good right now," Cutcliffe said. "But we're going to move forward with this. The biggest insult we can give our seniors is to not move forward from this and we will do this."

Duke, which came in having allowed 51 points and an average of 294.5 yards rushing over its previous four games, struggled to stop Cincinnati after the first quarter.

The Bearcats piled up 554 total yards of offense, including 130 yards on the ground by Winn. Duke wasn't too shabby on offense, either, combining with the Bearcats for a Belk Bowl-record 1,114 yards.

Cincinnati trailed 16-0 before rattling off 27 straight points to seemingly take control, and the big turning point came courtesy of linebacker Greg Blair.

With Duke leading 16-3 and looking for more, Renfree fired a pass over the middle for running back Jela Duncan, who lunged for the goal line but was hit by Blair and fumbled. Blair recovered and suddenly the Bearcats had a shot.

"That seemed to fire us up on the sidelines," Blair said. "It gave us some life."

A short time later, Kay connected with McClung to cut the Duke lead to 16-10. Kay's second scoring pass to Abernathy capped a 98-yard drive in the final two minutes of the first half and gave the Bearcats their first lead.

## BELK BOWL POSTGAME NOTES

- » UC has won two straight postseason games and moves to 8-6 all-time in bowl games.
- » UC is one of only four NCAA FBS AQ programs to have won 10 games in five of the past six seasons, joining Alabama, Oklahoma and Oregon as teams who have achieved the mark.
- » UC has six double-digit win seasons in 125 years of football.
- » UC has won 65 games over the past seven seasons, the most among the current membership of the BIG EAST Conference.
- » Over the past two years, UC has gone 20-6, won a pair of BIG EAST titles and has won two bowl games, the 2011 AutoZone Liberty Bowl and 2012 Belk Bowl.
- » UC wore red helmets in a game for the first time since 1982.
- » UC scored a rushing touchdown in 12 of 13 games this season.
- » The Bearcats intercepted 15 passes on the season
- » UC topped 425 yards of total offense in nine of 13 games this season.
- » Duke blocked a UC punt in the first quarter and Tony Foster returned it for a score. It was the first time UC had a punt blocked for a touchdown since Nov. 27, 2004 when Louisville's Tiger Jones returned a blocked punt for a TD.
- » UC's offense averaged 10.5 yards per play against Duke and achieved its third-highest point total of 2012.
- » UC's 332 yards passing was its second-highest total of the season.
- » UC blocked its third kick of the season on Duke's first extra point attempt.
- » After trailing 16-0 in the first quarter, UC led 17-16 and scored 21 points in the fourth quarter, including a pair of touchdowns in the final 44 seconds to earn the 48-34 win.
- » UC set school records for points scored in a bowl game (48), total offense (554 yds), fewest offensive plays (53) and tied the marks for most passing TDs (4) and most total TDs (5).
- » UC set or tied six Belk Bowl team records, including highest per play average (10.5), most passing TDs (4), highest yards per rush average (7.9), most points by the winning team (48), most turnovers forced (4) and tying the mark for most points in one quarter (21/WVU, 2008; Virginia, 2002).
- » The two teams combined to set or tie seven Belk Bowl records, including the marks for most combined points (82), first downs (54), total yards (1,114), pass completions (55), passing yards (692), yards penalized (107) while tying the record for most TD passes (6/WVU-UNC, 2008).

## SCORE BY QUARTERS

	1	2	3	4	F
Cincinnati	3	14	10	21	- 48
Duke	16	0	8	10	- 34

## SCORING SUMMARY

QTR	TIME	TEAM	SCORING PLAY	DRIVE	TIME
1st	11:48	DUKE	Connette 5 yd run (Martin kick blocked)	8-79	3:12
	06:12	DUKE	Martin 33 yd field goal	11-44	3:38
	04:45	DUKE	Foster 0 yd blocked punt return (Martin kick)		
	01:43	CIN	Miliano 45 yd field goal	8-50	2:56
2nd	04:02	CIN	McClung 25 yd pass from Kay (Miliano kick)	5-54	2:08
	00:42	CIN	Abernathy 41 yd pass from Kay (Miliano kick)	6-98	1:46
3rd	10:02	CIN	Miliano 27 yd field goal	8-70	4:52
	07:41	CIN	Winn 46 yd run (Miliano kick)	2-60	0:41
	03:00	DUKE	Vernon 10 yd pass from Renfree (Blakeney pass from Renfree)	11-86	4:34
4th	12:45	DUKE	Reeves 2 yd pass from Connette (Martin kick)	9-68	2:55
	11:19	CIN	Moore 25 yd pass from Kay (Miliano kick)	4-77	1:18
	07:24	DUKE	Martin 52 yd field goal	10-46	3:48
	00:44	CIN	Kelce 83 yd pass from Kay (Miliano kick)	4-94	0:36
	00:14	CIN	Temple 55 yd interception return (Miliano kick)		

## TEAM STATISTICS

	UC	DUKE
FIRST DOWNS	18	36
RUSHES-YARDS (NET)	28-222	39-200
PASSING YDS (NET)	332	360
Passes Att-Comp-Int	25-17-0	50-38-2
TOTAL OFFENSE PLAYS-YARDS	553-554	89-560
Fumble Returns-Yards	0-0	0-0
Punt Returns-Yards	0-0	4-71
Kickoff Returns-Yards	4-73	7-124
Interception Returns-Yards	2-76	0-0
Punts (Number-Avg)	5-31.4	1-79.0
Fumbles-Lost	0-0	3-2
Penalties-Yards	6-59	5-48
Possession Time	26:18	33:42
Third-Down Conversions	3 of 10	7 of 13
Fourth-Down Conversions	0 of 0	1 of 2
Red-Zone Scores-Chances	1-1	4-6
Sacks By: Number-Yards	0-0	2-12

## INDIVIDUAL STATISTICS

**RUSHING:** Cincinnati-WINN, George 16-130; KAY, Brendon 10-76; MCCLUNG, A. 1-14; LUALLAN, Jordan 1-2. Duke-J Snead 17-107; J Duncan 10-37; J Thompson 4-30; J Crowder 1-12; B Connette 5-8; S Renfree 2-6.

**PASSING:** Cincinnati-KAY, Brendon 17-25-0-332. Duke-S Renfree 37-49-2-358; B Connette 1-1-0-2.

**RECEIVING:** Cincinnati-KELCE, Travis 5-123; MCCLUNG, A. 3-110; ABERNATHY, RD 3-44; WINN, George 3-12; THOMPSON, K. 2-18; MOORE, Chris 1-25. Duke-C Vernon 10-119; J Crowder 6-49; D Scott 5-60; J Duncan 5-27; B Connette 4-31; I Blakeney 3-26; J Thompson 2-35; D Reeves 2-8; J Snead 1-5.

**SCORING**

Scored 30 or more points	48 vs. Duke (12/27/12)
Scored 40 or more points	48 vs. Duke (12/27/12)
Scored 50 or more points	52 vs. Miami Ohio (10/06/12)
Scored 60 or more points	69 vs. Rutgers (11/20/10)
Scored 70 or more points	72 vs. Austin Peay (09/03/11)

**TOTAL OFFENSE**

Had more than 400 total yards	554 vs. Duke (12/27/12)
Had more than 450 total yards	554 vs. Duke (12/27/12)
Had more than 500 total yards	554 vs. Duke (12/27/12)
Had more than 550 total yards	554 vs. Duke (12/27/12)
Had more than 600 total yards	661 vs. Rutgers (11/20/10)
Had more than 650 total yards	661 vs. Rutgers (11/20/10)
Had more than 700 total yards	711 vs. Connecticut (11/07/09)

**RUSHING OFFENSE**

Rushed for 150 or more yards	222 vs. Duke (12/27/12)
Rushed for 200 or more yards	222 vs. Duke (12/27/12)
Rushed for 250 or more yards	263 vs. Syracuse (11/03/12)
Rushed for 300 or more yards	387 vs. Austin Peay (09/03/11)
Rushed for 350 or more yards	387 vs. Austin Peay (09/03/11)
Rushed for 400 or more yards	464 vs. Case Western Reserve & VMI (10/24/53 & 11/14/53)
Rushed for 425 or more yards	464 vs. Case Western Reserve & VMI (10/24/53 & 11/14/53)

**PASSING OFFENSE**

Passed for 250 or more yards	332 vs. Duke (12/27/12)
Passed for 300 or more yards	332 vs. Duke (12/27/12)
Passed for 350 or more yards	392 vs. Virginia Tech (09/29/12)
Passed for 400 or more yards	512 vs. USF (10/22/10)
Passed for 450 or more yards	512 vs. USF (10/22/10)
Passed for 500 or more yards	512 vs. USF (10/22/10)

**SCORING DEFENSE**

Allowed 0 points	0 at Miami (OH) (10/01/11)
Allowed 3 or fewer points	3 at Syracuse (11/26/11)
Allowed 7 or fewer points	7 vs. Delaware State (09/15/12)
Allowed 10 or fewer points	10 vs. USF (11/23/12)
Allowed 14 or fewer points	10 vs. USF (11/23/12)

**TOTAL DEFENSE**

Allowed fewer than 75 total yards	53 vs. Kansas (09/20/97)
Allowed fewer than 100 total yards	53 vs. Kansas (09/20/97)
Allowed fewer than 125 total yards	53 vs. Kansas (09/20/97)
Allowed fewer than 150 total yards	134 vs. Marshall (12/23/04 - Fort Worth Bowl)
Allowed fewer than 175 total yards	134 vs. Marshall (12/23/04 - Fort Worth Bowl)
Allowed fewer than 200 total yards	176 vs. Southeast Missouri State (09/12/09)
Allowed fewer than 225 total yards	176 vs. Southeast Missouri State (09/12/09)
Allowed fewer than 250 total yards	176 vs. Southeast Missouri State (09/12/09)
Allowed fewer than 275 total yards	267 at Temple (11/10/12)
Allowed fewer than 300 total yards	267 at Temple (11/10/12)

**RUSHING DEFENSE**

Allowed 0 or fewer yards	-3 at Miami (OH) (10/01/11)
Allowed 10 or fewer yards	-3 at Miami (OH) (10/01/11)
Allowed 20 or fewer yards	18 vs. Connecticut (12/03/11)
Allowed 30 or fewer yards	32 vs. West Virginia (11/12/11)
Allowed 40 or fewer yards	36 at Connecticut (12/01/12)
Allowed 50 or fewer yards	36 at Connecticut (12/01/12)
Allowed 60 or fewer yards	36 at Connecticut (12/01/12)
Allowed 70 or fewer yards	36 at Connecticut (12/01/12)
Allowed 80 or fewer yards	36 at Connecticut (12/01/12)
Allowed 90 or fewer yards	36 at Connecticut (12/01/12)
Allowed 100 or fewer yards	36 at Connecticut (12/01/12)

**PASSING DEFENSE**

Allowed 0 passing yards	-1 vs. Xavier (10/09/11)
Allowed 50 or fewer yards	49 vs. UAB (11/30/02)
Allowed 100 or fewer yards	59 vs. Syracuse (11/29/08)
Allowed 150 or fewer yards	142 at Temple (11/10/12)
Allowed 175 or fewer yards	176 vs. USF (11/23/12)
Allowed 200 or fewer yards	176 vs. USF (11/23/12)

**INDIVIDUAL RUSHING**

Had a player rush for 100 or more yards	130 by George Winn vs. Duke (12/27/12)
Had a player rush for 150 or more yards	165 by George Winn vs. Syracuse (11/03/12)
Had a player rush for 200 or more yards	222 by Isaiah Pead vs. Rutgers (11/20/10)
Had a player rush for 225 or more yards	238 by Richard Hall vs. Miami (OH) (09/11/04)
Had a player rush for 2 or more TDs	2 by George Winn vs. USF (11/23/12)
Had a player rush for 3 or more TDs	3 by George Winn vs. Syracuse (11/03/12)
Had a player rush for 4 or more TDs	4 by Isaiah Pead vs. Rutgers (11/20/10)
Had a player rush for 5 or more TDs	6 by Ike Stewart vs. Transylvania (10/05/12)

**INDIVIDUAL PASSING**

Had a player pass for 200 or more yards	332 by Brendon Kay vs. Duke (12/27/12)
Had a player pass for 250 or more yards	332 by Brendon Kay vs. Duke (12/27/12)
Had a player pass for 300 or more yards	332 by Brendon Kay vs. Duke (12/27/12)
Had a player pass for 350 or more yards	376 by Munchie Legaux vs. Virginia Tech (09/29/12)
Had a player pass for 400 or more yards	463 by Zach Collaros vs. USF (10/22/10)
Had a player pass for 450 or more yards	480 by Zach Collaros vs. Connecticut (11/07/09)
Had a player pass for 500 or more yards	554 by Greg Cook vs. Ohio (11/16/68)
Had a player pass for 2 or more TDs	4 by Brendon Kay vs. Duke (12/27/12)
Had a player pass for 3 or more TDs	4 by Brendon Kay vs. Duke (12/27/12)
Had a player pass for 4 or more TDs	4 by Brendon Kay vs. Duke (12/27/12)
Had a player pass for 5 or more TDs	5 by Zach Collaros at Louisville (10/15/10)
Had a player pass for 6 or more TDs	6 by Tony Pike vs. Illinois (11/27/09)
Had a player complete 20 passes	20 by Munchie Legaux vs. Delaware State (09/15/12)
Had a player complete 25 passes	29 by Zach Collaros vs. Connecticut (11/07/09)
Had a player complete 30 passes	31 by Zach Collaros at USF (10/22/11)
Had a player complete 35 passes	35 by Deontey Kenner at Southern Miss (10/23/99)
Had a player complete 10 straight passes	11 by Zach Collaros at Connecticut (11/27/10)
Had a player throw 30 passes	36 by Munchie Legaux at Toledo (10/20/12)
Had a player throw 35 passes	36 by Munchie Legaux
Had a player throw 40 passes	42 by Munchie Legaux vs. Virginia Tech (09/29/12)
Had a player throw 45 passes	50 by Zach Collaros at Connecticut (11/27/10)
Had a player throw 50 passes	50 by Zach Collaros at Connecticut (11/27/10)

**INDIVIDUAL RECEIVING**

Had a player with 10 or more receptions in a game	10 by Armon Binns at West Virginia (11/13/10)
Had a player with 11 or more receptions in a game	12 by Armon Binns vs. USF (10/22/10)
Had a player with 12 or more receptions in a game	12 by Armon Binns vs. USF (10/22/10)
Had a player with 13 or more receptions in a game	13 by Jon Olinger vs. Miami (OH) (10/05/02)
Had a player receive 100 or more yards	123 by Travis Kelce/110 by Anthony McClung vs. Duke (12/27/12)
Had a player receive 150 or more yards	175 by Armon Binns at Louisville (10/15/10)
Had a player receive 200 or more yards	210 by Marcus Barnett vs. West Virginia (11/17/07)
Had a player receive 250 or more yards	254 by Tom Rossley vs. Louisville (11/09/68)
Had a player receive for 2 or more TDs	2 by Travis Kelce at Connecticut (12/01/12)
Had a player receive for 3 or more TDs	3 by Armon Binns at Louisville (10/15/10)

**GAMES AGAINST RANKED TEAMS**

Beat a top 25 team	vs. No. 25 Virginia Tech (09/29/12)
Beat a top 10 team	No. 7 Rutgers, 30-11 (11/18/06)
Beat a ranked opponent at home	No. 21 USF, 34-17 (10/15/09)
Beat a ranked opponent on the road	at No. 14 Pittsburgh, 45-44 (12/05/09)
Beat a ranked opponent at the neutral site	vs. No. 25 vs. Virginia Tech (FedEx Field/09/29/12)
Beat back-to-back ranked opponents	10/30/08-11/08/08 #24 USF & @ #20 West Virginia
Lost to a ranked opponent at home	No. 22/20 Rutgers, 10-7 (11/17/12)
Lost to a ranked opponent on the road	at No. 16/14 Louisville, 34-31 (OT) (10/26/12)
Lost to a ranked opponent at a neutral site	No. 5 Florida, 51-24 (01/01/10 - Allstate Sugar Bowl)
Lost to an unranked opponent at home	West Virginia, 24-21 (11/12/11 - Paul Brown Stadium)
Lost to an unranked opponent on the road	at Toledo, 29-23 (10/20/12)

**SPECIAL SITUATIONS**

Scored on the first play from scrimmage	George Winn 58-yard run from scrimmage vs. Pittsburgh (09/06/12)
UC shutout its opponent	at Miami (Ohio) (10/01/11, W 27-0)
UC was shutout	vs. No. 16 West Virginia (11/09/05, L 38-0)

**RETURNS/SPECIAL TEAMS/DEFENSE**

Returned a KO for a TD	Ralph David Abernathy IV, 90 yards (12/31/11 vs. Vanderbilt)
Returned a Punt for a TD	Mardy Gilyard, 53 yards (9/12/09 vs. SEMO)
Returned an INT for a TD	Nick Temple, 55 yards vs. Duke (12/27/12)
Returned 2 INTs for TDs	2 vs. Akron (D. Battle-30 yards and C. Cheatham-53 yards) (9/17/11)
Recovered a fumble in endzone for a TD	Walter Stewart, fumbled by Johnny McEntee (12/03/11 vs. Connecticut)
Returned a fumble for a TD	Deven Drane, 76 yards vs. Fordham (10/13/12)
Blocked a FG	Jordan Stepp vs. Rutgers (11/17/12 - 22-yard third quarter attempt)
Blocked a punt	Connor Barwin at Connecticut (10/25/08)

## CINCINNATI'S RECORD

	2012	2011	2010	2009	2008	2007	Since 2007
When playing at home	6-1	5-1	3-4	6-0	6-0	4-2	30-8
When playing on road	2-2	4-2	1-4	6-0	5-2	5-1	23-11
At Neutral Sites	2-0	1-0	0-0	0-1	0-1	1-0	4-2
When playing on natural grass	4-0	2-1	0-3	2-0	0-3	3-1	11-8
When playing on artificial turf	6-3	8-2	4-5	10-1	11-0	7-2	46-13
When playing during the day	4-1	7-3	1-4	8-0	3-2	4-1	27-11
When playing at night	6-2	3-0	3-4	4-1	8-1	6-2	30-10
When scoring first	8-1	6-2	3-3	9-0	10-2	6-2	42-10
When opponent scores first	2-2	4-1	1-5	3-1	1-1	4-1	15-11
When leading after first quarter	8-1	5-0	3-2	8-0	9-1	8-2	41-6
When trailing after first quarter	2-2	3-1	0-5	2-1	1-1	1-0	9-10
When tied after first quarter	0-0	2-2	1-1	2-0	1-1	1-1	7-5
When leading at halftime	8-1	7-0	3-0	10-0	9-1	9-1	46-3
When trailing at halftime	2-2	2-3	1-7	1-1	2-2	1-1	9-16
When tied at halftime	0-0	1-0	0-1	1-0	0-0	0-1	2-2
When leading after three quarters	10-1	6-0	4-0	11-0	10-0	10-0	51-1
When trailing after three quarters	0-2	2-2	0-8	1-1	1-3	0-2	4-19
When tied after three quarters	0-0	2-1	0-0	0-0	0-0	0-1	2-2
In overtime	0-1	0-0	0-0	0-0	1-0	0-0	1-1
When Cincinnati has more rushing yards	9-2	9-2	3-1	8-0	8-0	8-1	45-6
When opponent has more rushing yards	1-1	1-1	1-6	4-1	3-3	2-2	12-14
When Cincinnati rushes for 200 or more yards	7-1	3-0	3-0	3-0	2-0	3-0	21-1
When Cincinnati rushes for 150 or more yards	8-2	6-2	4-2	4-0	2-0	4-0	28-6
When Cincinnati holds opponent to 100 rushing yards or less	3-0	5-1	3-3	3-0	6-0	8-1	28-5
When Cincinnati holds opponent to 150 rushing yards or less	6-1	8-2	3-4	4-0	7-0	8-1	36-8
When Cincinnati has more passing yards	4-2	1-0	1-4	11-0	8-2	5-2	30-10
When opponent has more passing yards	5-1	9-3	3-5	1-1	3-1	5-1	26-12
When Cincinnati passes for 300 or more yards	2-0	1-0	1-3	7-0	3-0	3-2	17-5
When Cincinnati passes for 200 or more yards	8-2	6-2	3-4	5-0	4-2	10-2	36-12
When Cincinnati holds opponent to 150 passing yards or less	1-1	1-0	0-1	2-0	2-0	1-1	7-3
When Cincinnati holds opponent to 100 passing yards or less	0-0	1-0	0-0	0-0	1-0	1-0	3-0
When Cincinnati has more total yards	7-1	7-0	4-4	10-0	10-0	7-1	45-6
When opponent has more total yards	3-2	3-2	0-4	2-1	1-3	3-2	12-14
When Cincinnati has more first downs	5-1	7-0	4-3	7-0	6-1	7-1	36-6
When opponent has more first downs	5-2	3-3	0-5	5-1	3-2	3-2	19-15
When first downs are equal	0-0	0-0	0-0	0-0	2-0	0-0	2-0
When Cincinnati forces more turnovers	8-0	6-1	1-0	8-0	2-0	8-0	33-1
In games decided by three points or less	1-1	2-1	0-1	3-0	3-0	1-0	10-3
In games decided by seven points or less	1-3	3-1	0-1	0-0	5-0	2-3	11-8
In black jerseys	6-3	5-0	3-2	3-0	6-1	5-2	28-8
In white jerseys	4-0	5-2	1-4	7-1	4-2	5-1	26-9
In red jerseys	0-0	0-1	0-2	2-0	1-0	0-0	3-3





2013 CINCINNATI FOOTBALL

# HISTORY

## BEARCATS FOOTBALL HISTORY

THE 1924 BEARCATS



JONATHAN RUFFIN



CONNOR BARWIN



The University of Cincinnati football team, under the direction of 17-year veteran head coach Tommy Tuberville, will play its 126th season of football in 2013.

The Bearcats program dates to 1885 and ranks as one of the 10 oldest in major college football and following a 10-3 campaign in 2012, holds an all-time mark of 571-556-51.

UC has won four of the past five BIG EAST Championships, played in a bowl game in six of the past seven seasons and won 65 games over the last six years, the most among current members of the American Athletic Conference.

In 2010, UC reached as high as No. 3 in all three major polls (Associated Press, USA Today, Bowl Championship Series).

UC's football program is one of the nation's oldest — only Rutgers (1869), Michigan (1879), Navy (1880), and Minnesota (1883), among NCAA Division I institutions, predate Cincinnati, which began the sport in 1885.

UC has been involved in several historic college football milestones starting with Dec. 8, 1888. That day, the Bearcats and Miami (Ohio) University engaged in the first college football game played in the state of Ohio, launching a rivalry that is tied for the oldest in the game among major universities — North Carolina vs. Wake Forest began playing that same year. The Battle for the Victory Bell is the fifth-most played rivalry series in college football.

A few years later in 1897, UC received an invitation to visit New Orleans to play a football game as a reward for a successful season. The game was a precursor to the current postseason football bowl games.

In the 1930s, a UC football player wore a device with his helmet to protect his broken nose. The device was a forerunner of the now standard face mask. The first soccer-style place kick was also attempted by a Bearcat, Hank Hartong, in the early 1960s.

Coaching luminaries have patrolled the sidelines at Cincinnati. College Football Hall of Fame coach Frank Cavanaugh began his 24-season career at UC. Sid Gillman, a member of the College and NFL Halls of Fame, was the architect of one of the top eras of Cincinnati football history. He directed the Bearcats to three conference titles and a pair of bowl game appearances during his six seasons (1949-54) before leaving for the professional ranks. Cincinnati, with Gillman developing the passing offenses which would make him successful in the pro ranks, became known for its aerial attack in the early 1950s. That notoriety continued long after his departure.

In 1968, the Bearcats were the nation's top passing team with quarterback Greg Cook leading the NCAA in total offense, while receiver/kicker Jim O'Brien captured the national scoring title. A year later, Cook earned Rookie of the Year honors as a Cincinnati Bengal, and two years later, O'Brien kicked the game-winning field goal for the Baltimore Colts in Super Bowl V.

With more than 100 players advancing into the professional ranks and nine earning Super Bowl wins, 41 earning all-America honors, and 11 garnering academic all-America recognition, Cincinnati football has clearly made an important impact on college football with its long history of accomplishments.

**>> BOWL-CATS** Cincinnati has been to 10 bowl games over the last 13 seasons and 14 in the program's 125 seasons. UC played in the first Bowl Championship Series game in school history, taking on Virginia Tech in the 75th FedEx Orange Bowl on Jan. 1, 2009.

**>> ALL-AMERICA TRADITION** Forty-one Bearcats have earned All-America recognition. Mike Woods garnered first-team honors in 1977, earning him an appearance on Bob Hope's television special. Punter Kevin Huber became the first two-time First-Team Associated Press all-American in UC history when he earned the honor in 2007 and 2008.

**>> "THE TOE"** Jonathan Ruffin received the Lou Groza Award as the nation's top kicker in 2000 after booting a record 26 field goals. He was presented the award by ESPN's Chris Fowler. Ruffin was also a consensus all-American that year.

**>> TROPHY GAMES** The Bearcats are involved in three trophy games. Cincinnati's annual clash with the Miami RedHawks is the nation's eighth-oldest and 11th longest running rivalry in NCAA Football Bowl Subdivision. The winner of the yearly fall battle claims the Victory Bell. The winner of the UC-Louisville contest takes home the Keg of Nails, while the winner of the UC-Pittsburgh game stakes claim to the recently created River City Rivalry Trophy. UC currently holds two of the three trophies.

**>> UPSET CATS** UC football has been dangerous to top teams over the years, knocking off the likes of No. 8 Wisconsin, 17-12, at home in 1999, going to defending national champion Penn State in 1983 and upending the Nittany Lions, 14-3, and dominating Virginia Tech, 16-0, in 1995 while allowing just 41 yards of offense. However, possibly the biggest upset in UC history came in 2006 as the Bearcats beat its highest-ranked opponent in Nippert Stadium history, blowing away then-No. 7 Rutgers, 30-11.

**>> CHAMPIONSHIP FOOTBALL** With a 57-21 record since the 2007 season, the Bearcats have become relevant on the national stage once again. In 2008, UC claimed the BIG EAST Conference title, the school's first outright conference crown since 1946. The Bearcats climbed as high as No. 12 in the Associated Press, and USA Today Top 25 polls on the way to a school-record 11 wins. In 2009, UC set a school-record with 12 wins, finished No. 3 in the final Bowl Championship Series rankings, won its second-straight BIG EAST crown, and played in the Allstate Sugar Bowl. The Bearcats played in four straight bowl games for the first time in school history. In 2011, UC won its third BIG EAST crown in four years and finished ranked in both the final Associated Press and USA Today Coaches polls. In 2012, UC became the only FBS AQ school in the country to win its fourth conference title in the past five years.

## BEARCATS FOOTBALL HISTORY

**1885** UC fielded its first football team under the organization of Arch Carson, who served as the first coach. The team won a pair of games over a club from neighboring Mt. Auburn.

**1888** Cincinnati and Miami faced off in Oxford for the first college football game in the state of Ohio. The game ended in a scoreless tie but launched a rivalry that is tied for the honors of being the oldest among major college schools.

**1897** Following a 7-1-1 season--the lone loss was to the fabled Carlisle Indians--Cincinnati was invited to celebrate New Years in New Orleans and play a contest against the host Southern Athletic Club. A day after their victory, the Bearcats accepted a challenge from LSU and also defeated the Tigers.

**1898** Frank Cavanaugh, immortalized as the Iron Major, began his head coaching career at Cincinnati. He was elected to the National Football Foundation Hall of Fame at the conclusion of his illustrious career.

**1901** Cincinnati played its first home game at the current site of Nippert Stadium, defeating Hanover, 18-0.

**1912** Cincinnati scored a school-record 124 points in a shutout win over Transylvania. Ike Stewart and Bob Heuck each tallied six TDs and Alonzo Wells kicked 12 PATs, all UC records.

**1914** Cincinnati teams first used the nickname Bearcats.

**1915** Construction began on permanent stadium seating and facilities.

**1922** George McLauren, another UC mentor to be elected to the College Football Hall of Fame, began his four-season tenure as UC's head coach.

**1923** Nippert Stadium was the site of the first night football game in the Midwest as Cincinnati defeated Kentucky Wesleyan, 17-0. In the season-ending game vs. Miami, Jimmy Nippert sustained a spike wound and died a month later of blood poisoning. His grandfather, James Gamble, donated the money needed to finish the stadium construction.

**1924** Nippert Stadium was dedicated.

**1933** UC won the first of two straight Buckeye Athletic Association titles.

**1934** UC played its first Homecoming game, defeating Marshall, 7-0.

**1935** The Bearcats' first NFL players, Bill Feldhaus (Detroit) and Ray Nolting (Chicago), lead UC to a 7-2 record before embarking on their pro careers.

**1942** UC hosted No. 2 Georgia at Nippert Stadium. The Bulldogs won, 35-13, and won the Rose Bowl a few months later. The other lone blemish on UC's 8-2 record was to Sugar Bowl victor Tennessee.

**1943-44** Football suspended due to World War II.

**1946** Cincinnati defeated defending Big 10 Conference champion Indiana in the season opener en route to a 9-2 record. The season was capped by the Bearcats' first bowl appearance. UC defeated Virginia Tech, 18-6, in the Sun Bowl.

**1947** UC won its first Mid-American Conference championship. The Bearcats won four crowns in their six-year association with the league.

**1949** Sid Gillman took over as head coach and promptly piloted UC to a Mid-American Conference title and a win over Toledo in the Glass Bowl. Tom O'Malley's 1,617 passing yards led the nation.

**1950** The Bearcats advanced to the Sun Bowl but are edged by West Texas State, 14-13.

**1951** UC posted an all-time best record of 10-1. Gene Rossi and Bob Stratton became the first Bearcats to earn all-America recognition.

**1953** Cincinnati led the nation in both total offense (409.5 yards per game) and total defense (184.3), a feat accomplished by only three other teams in college football history.

**1954** Sid Gillman left for the Los Angeles Rams after directing UC to an 8-2 ledger. In six seasons under the eventual college and pro hall of fame coach, the Bearcats posted a 50-13-1 record and won three Mid-American Conference titles.

**1956** UC led the nation in punt return average, averaging 17.7 yards per return.

**1959** Dave Canary became the first of 11 Bearcats to earn academic all-America honors. Canary eschewed pro football possibilities to pursue a successful acting career and became a regular in several TV series. Teammates Jack Lee and Jim Leo were named MVP of the Senior Bowl and College All-Star games, respectively.

**1963-64** Cincinnati won back-to-back Missouri Valley Conference titles under Chuck Studley, who went on to become head coach of the Houston Oilers. UC compiled a 14-6 record during those two seasons.

**1968** Cincinnati led the nation in passing offense, averaging 335.8 yards per game. Greg Cook led the nation in total offense, amassing 3,210 yards, while receiver/kicker Jim O'Brien was the nation's leading scorer with 142 points.

**1970** Bob Bell became the second Bearcat in as many seasons to be a first-round selection in the NFL Draft.

**1976** Cincinnati defeated Arizona State and Vanderbilt en route to a 9-2 ledger. Co-Captain Mike Woods earned first-team all-America honors and was a second-round draft pick by the Baltimore Colts.

**1983** UC opened the season with a 14-3 upset of defending national champion Penn State at Beaver Stadium.

**1985** The Bearcats upset a pair of 1984 bowl teams, Virginia Tech and Boston College.

**1986** UC hosted the No. 1 Miami Hurricanes at Nippert Stadium. The Hurricanes validated its ranking with a 45-13 win.

**1992** Nippert Stadium reopened to full use following an extensive renovation. The Bearcats hosted No. 8 Penn State in the season opener, and nearly pulled off the upset before falling, 24-20.

**1995** Robert Tate led the nation in kickoff return average, averaging 34.3 yards on 15 returns. Tate was named both Offensive and Special Teams MVP in Conference USA.

**1996** Cincinnati began competition in Conference USA. The Bearcats posted back-to-back crowds of 30,729 for Kentucky and 30,887 for Miami University, breaking the old stadium attendance record.

**1997** Cincinnati ended a draught of 47 seasons without a bowl game appearance when it was selected to play in the inaugural Humanitarian Bowl. The Bearcats defeated Utah State, 35-19, to finish the year at 8-4.

**1999** Cincinnati upset No. 8 Wisconsin, 17-12 in Nippert Stadium.

**2000** UC won five of its last six games to finish second in Conference USA and earn a bid to play Marshall in the Motor City Bowl. Jonathan Ruffin became a first consensus first-team all-America choice and received the 2000 Lou Groza Award after leading the nation in field goals.

**2001** The Bearcats opened the season against No. 25 Purdue in front of a sellout Nippert Stadium crowd. UC won its first four league games en route to a second-place finish in Conference USA and second straight trip to the Motor City Bowl. Quarterback Gino Guidugli is named the C-USA Freshman of the Year after setting school and league freshman records by throwing for 2,573 yards and 16 touchdowns.

**2002** Cincinnati set school and Conference USA single-game attendance marks when 66,319 packed Paul Brown Stadium to see UC play eventual national champion Ohio State. UC won its final five league games to claim a share of the C-USA title, its first league championship since 1964. Quarterback Gino Guidugli threw for 3,543 yards, one of five season records set by the sophomore. UC earned a bowl bid for a record third straight year, playing in the New Orleans Bowl.

**2004** The Bearcats recovered from a 2-4 start to win five of their last six games, including a convincing 52-24 victory over No. 21 Southern Miss. UC was selected for the Fort Worth Bowl where the Bearcats defeated Marshall, 32-14.

**2005** Cincinnati began play in the BIG EAST Conference

**2006** The Bearcats posted a 7-5 regular-season mark, playing a schedule that featured five teams ranked in the Top 10 at the time they faced UC. After a couple of near misses against those ranked foes, UC downed No. 7 Rutgers, 30-11, before a national television audience. Cincinnati earned a berth in the inaugural International Bowl in Toronto, Ont. The UC squad earned a 27-24 win over Western Michigan.

**2007** The program equaled the school single-season record for wins, posting a 10-3 record and earning a No. 17 ranking in the final Associated Press poll. It marked the first time UC ended the season among the nation's Top 25 programs. Three Bearcats earned all-America honors, including punter Kevin Huber, who was the school's second consensus selection.

**2008** The Bearcats had a banner season that included 11 wins, the program's first BIG EAST Conference Championship, a final ranking of No. 17 in both the Associated Press and USA Today Top 25 polls, and a Bowl Championship Series appearance in the 75th FedEx Orange Bowl on Jan. 1, 2009. Five UC players earned all-America honors while punter Kevin Huber became the first two-time First Team Associated Press all-America selection in school history.

**2009** Cincinnati ran off a school-record 12-straight wins, achieved a best-ever ranking of No. 3 in the country (AP/USA Today/BCS) and won its second-straight BIG EAST Conference Championship before falling to Florida in the 2010 Allstate Sugar Bowl. Wide receiver Mardy Gilyard re-wrote parts of the UC record book on the way to earning AFCA First-Team All-America honors.


**2010** In 2010, the Bearcats led the BIG EAST in scoring offense (27.1 ppg), total offense (417.3 ypg), passing offense (260.7 ypg), first downs (21.9 pg), third-down conversions (45.6 pct.), and touchdown passes (27). Wide receiver Armon Binns and quarterback Zach Collaros were both First-Team All-BIG EAST selections while five other teammates earned All-BIG EAST honors. Nineteen players were named Academic All-BIG EAST and John Goebel earned the 2010 American Eagle Outfitters BIG EAST Football Scholar-Athlete of the Year award.

**2011** UC was the most improved NCAA FBS AQ team in 2011, finishing with a 10-3 mark, a Top-25 final ranking, winning its third BIG EAST Conference title in four years and knocking off SEC foe Vanderbilt in the 2011 AutoZone Liberty Bowl, the program's first bowl win over a BCS opponent. Eight student-athletes earned All-BIG EAST accolades in 2011, including BIG EAST Offensive Player of the Year Isaiah Pead and BIG EAST Co-Defensive Player of the Year Derek Wolfe. Wolfe, a senior defensive tackle, earned spots on five All-America teams and JK Schaffer was named the 2011 American Eagle Outfitters BIG EAST Football Scholar-Athlete of the Year.

**2012** UC closed out its sixth 10-win season in 125 years of football. The Bearcats are one of only four NCAA FBS AQ programs to have won 10 games in five of the past six seasons, joining Alabama, Oklahoma and Oregon as teams who have achieved the mark. UC also won its fourth conference championship in the past five seasons and earned a victory over Duke in a thrilling come-from-behind effort in the 2012 Belk Bowl.



## BOWL HISTORY



Cincinnati's proud football history includes a number of firsts, possibly including the first postseason bowl game.

The NCAA Official Football Records recognizes the Rose Bowl, which was started in 1902, as being the first collegiate bowl game. A manuscript written by former UC athletic director Bill Schwarberg points to a bowl appearance by Cincinnati that pre-dates the Rose Bowl by five years.

Schwarberg, who played for the Bearcats from 1933-36 and served as interim Director of Athletics in 1976, cited a record in the University's McMicken Review. It indicated that following the 1897 season, Cincinnati became the first institution from Ohio to make a trip south to play in a postseason game.

Cincinnati posted a 7-1-1 record that year, which included a 34-0 win over Ohio State. The lone team to beat UC was the powerful Carlisle Indians.

Shortly after Thanksgiving, management of the Cincinnati team received an invitation from the Southern Athletic Club to play a game in New Orleans on New Year's Day. A travel party of 14, which included the substitutes and the coach and manager, departed for New Orleans on Dec. 30 where they were hosted by the Southern Athletic Club. Accounts of the game have UC winning with ease by a score of 16-0.

At a victory party that evening, players from Louisiana State challenged the Bearcats to a game the next day in Baton Rouge. UC accepted the challenge and overwhelmed the LSU team, 28-0. Accounts of the trip describe lavish entertainment provided during the trip.

If this was indeed UC's first bowl game, it was 49 years before the Bearcats again experienced postseason play.

The post-World War II influx of veterans into colleges rejuvenated college athletics, and with that came a surge of new bowls. Cincinnati capped a successful 1946 season with a trip to the Sun Bowl in El Paso, Texas. There, the Bearcats defeated Virginia Tech, 18-6.

UC made appearances in the Glass Bowl in Toledo in 1949 and returned to the Sun Bowl at the end of the 1950 campaign.

Cincinnati then went 47 years without a bowl appearance. That drought was broken when the Bearcats played in the inaugural Humanitarian Bowl in Boise, Idaho in 1997.

With Conference USA developing alliances with five bowls, the Bearcats made three straight bowl appearances in 2000, 2001 and 2002--the first two in the Motor City Bowl in Detroit and the third in the New Orleans Bowl.

In 2004, UC was selected to represent Conference USA in

the PlainsCapital Fort Worth Bowl, the Bearcats' fourth bowl appearance in the past five years. UC defeated Marshall, 32-14, in that contest.

After the 2006 season, Cincinnati earned its first BIG EAST Conference bowl appearance after knocking off Connecticut in the season finale. In unusual circumstances following Mark Dantonio and his staff's departure to Michigan State before the bowl game, UC hired Brian Kelly from Central Michigan who came in and in just 34 days prepared UC and defeated Western Michigan University, 27-24, in the inaugural International Bowl in Toronto, Ontario.

Following a 9-3 regular season in 2007, the Bearcats earned victory number 10 in the Papajohns.com Bowl with a 31-21 win against former Conference USA foe Southern Mississippi.

UC made history again in 2008, following a school-record 11 wins in the regular season and the programs' first BIG EAST Championship. The Bearcats earned their first ever trip to a Bowl Championship Series Game, taking on Virginia Tech in the 75th FedEx Orange Bowl.

The Bearcats followed up their 2008 successes by winning their second-straight BIG EAST Championship in 2009 after a perfect 12-0 regular season. Climbing to No. 3 in the final Bowl Championship Series rankings, UC earned a spot in the 2010 Allstate Sugar Bowl against the Florida Gators, coached by UC alum Urban Meyer.

UC has an 8-6 all-time bowl record and has played in the postseason in four of the past five seasons, including back-to-back victories in the Liberty (2011) and Belk (2012) bowls.

## UC BOWLS GAME-BY-GAME

BOWL	LOCATION	DATE	OPPONENT	RESULT
Sun Bowl	El Paso, Texas	Jan. 1, 1947	Virginia Tech	W, 18-6
Glass Bowl	Toledo, Ohio	Dec. 3, 1949	Toledo	W, 33-13
Sun Bowl	El Paso, Texas	Jan. 1, 1951	West Texas A&M	L, 14-13
Humanitarian Bowl	Boise, Idaho	Dec. 29, 1997	Utah State	W, 35-19
Motor City Bowl	Pontiac, Mich.	Dec. 27, 2000	Marshall	L, 25-14
Motor City Bowl	Pontiac, Mich.	Dec. 29, 2001	Toledo	L, 23-16
New Orleans Bowl	New Orleans, La.	Dec. 17, 2002	North Texas	L, 24-19
PlainsCapital Fort Worth Bowl	Fort Worth, Texas	Dec. 23, 2004	Marshall	W, 32-14
International Bowl	Toronto, Ontario	Jan. 6, 2007	Western Michigan	W, 27-24
Papajohns.com Bowl	Birmingham, Ala.	Dec. 22, 2007	Southern Mississippi	W, 31-21
FedEx Orange Bowl	Miami, Fla.	Jan. 1, 2009	Virginia Tech	L, 20-7
Allstate Sugar Bowl	New Orleans, La.	Jan. 1, 2010	Florida	L, 51-24
Autozone Liberty Bowl	Memphis, Tenn.	Dec. 31, 2011	Vanderbilt	W, 31-24
Belk Bowl	Charlotte, N.C.	Dec. 27, 2012	Duke	W, 48-34

ALL-TIME BOWL RECORD

8-6





The University of Cincinnati has been well-represented on the lists of professional and college coaching greats, a legacy which continues into 2012 with a proliferation of former Bearcats mentors, assistant coaches and players in the NFL, CFL and major university ranks.

Sid Gillman has long been the standard-bearer for Bearcat coaching greats. Gillman, whose 50-13-1 record in his six seasons in the late 1940s and early 1950s is one of the winningest marks at UC, is one of the few coaches to earn induction into both the college and professional football halls of fame. His UC success vaulted him into the NFL, with the Los Angeles Rams.

Two other members of the College Football Hall of Fame, Frank Cavanaugh, George Little, launched their head coaching careers at UC. Cavanaugh, the legendary "Iron Major" for his accomplishments as a coach and war hero at Army, in 1898, and Little, who earned fame at Michigan and Wisconsin, in 1914-15. Former UC assistants Dick MacPherson and Don Nehlen are also in the College Football Hall of Fame. MacPherson, a UC assistant in the early 1960s, concluded a distinguished career at Syracuse. Nehlen, on the 1963 UC staff, was West Virginia's winningest coach following his 21 seasons there.

One-time Bearcats mentors Homer Rice (1967-68), and Chuck Studley (1961-66) were NFL head coaches at Cincinnati and Houston, respectively, as were former assistants Leeman Bennett (Atlanta) and Jack Faulkner (Denver).

Nick Skorich, a member of the UC Athletic Hall of Fame for his football prowess in the 1940s, was head coach of the Philadelphia Eagles and Cleveland Browns.

Twenty-seven former UC players or assistants went on to head coaching jobs in the college or NFL ranks and a trio of former Bearcats assistants, John Harbaugh (Baltimore Ravens), Rex Ryan (New York Jets), and Mike Tomlin (Pittsburgh Steelers) are current NFL head coaches. Harbaugh was a UC assistant from 1989-96, Ryan from 1996-97, and Tomlin was on the UC staff from 1999-2000.

Both Harbaugh and Tomlin have assistants on their staff with UC ties. Amos Jones (1999-2002) is an assistant special teams coach in Pittsburgh. Jerry Rosburg (1992-95) serves on Harbaugh's staff in Baltimore as the Assistant Head Coach/Special Teams and has coached in the NFL for over 10 years. Don Martindale (1997-98), a former UC defensive line coach, joined the Ravens staff in 2012 coaching the inside linebackers and senior offensive assistant Craig Ver Steeg was on the UC staff from 1990-93 and has coached nearly 30 years at all levels of football.

The Cleveland Browns staff features former UC letterwinner in offensive line coach George Warhop (1981-82). Warhop, a center during his time at UC, has coached in the NFL for 17 seasons during stints for the Browns, Arizona Cardinals, Dallas Cowboys, and St. Louis Rams.

Bill Davis, a quarterback at UC (1985-88) is a 21-year veteran as an NFL assistant, currently serving as defensive coordinator of the Philadelphia Eagles. He previously was a coordinator for the Arizona Cardinals and San Francisco 49ers. Eagles inside linebackers coach Rick Minter was UC's head coach from 1994-2003 and Philly's defensive backs coach John Lovett coached for 35 years in the college ranks, including two stops at Cincinnati (1989-92, 2013) before heading to the NFL.

Bob Wylie has four decades of coaching football under his belt that includes 18 years at the professional level. He coached at UC in the mid 1990s and spent time as the Oakland Raiders offensive line coach. He currently works for Blesto and is consulting with EA Sports on the Madden Football video game franchise.

Former UC offensive line coach Larry Zierlein (1997-2000) recently wrapped up a 40-year coaching career that included nearly 10 years in the NFL and a win in Super Bowl XLII I with the Pittsburgh

Steelers in 2008. Rick Christophel (1983) was the head coach at Austin Peay from 2007-12 and is now the tight ends coach for the Arizona Cardinals.

Former UC aide Bill Sheridan (1989-91) is defensive coordinator for the Tampa Bay Buccaneers while Tracy Rocker (1997) is coaching with the Tennessee Titans after a storied collegiate career that included a stint with 2010 National Champion Auburn.

Former defensive coordinator Mark Duffner (1977-80) was a collegiate head coach at Holy Cross and Maryland before coaching in the NFL for the Cincinnati Bengals and Green Bay Packers. He is currently the Jacksonville Jaguars linebackers coach.

In Canada, former Bearcats player and coach Dave Ritchie directed British Columbia and Winnipeg to Grey Cup titles, the Canadian Football League's Super Bowl, and former UC quarterback Danny Barrett spent six years as the head coach of the Saskatchewan Roughriders (2000-06). Barrett is now the running backs coach at UCF.

UC's representation in the college coaching ranks is highlighted by a trio of former assistants. Paul Dietzel, an aide to Gillman in 1949-50, directed LSU to the national title in 1958 and later coached at Army and South Carolina. Other UC assistants to garner head coaching positions include Foge Fazio (Pittsburgh), Mark Duffner (Holy Cross, Maryland), Chuck Stobart (Toledo, Utah, Memphis), Lou West (Indiana State) and Ron Zook (Florida, Illinois).

Joe Morrison, a standout as a Bearcats player and later for the New York Giants in the NFL, achieved similar success during his 15 seasons as a major college head coach. His grandson Max is a sophomore wide receiver on UC's 2013 squad.

Urban Meyer, a Bearcat in the mid-1980s and later a student assistant coach, carved out an impressive career at Florida following successful stints at Bowling Green and Utah, spent a year as a college football analyst for ESPN and is now the head coach at Ohio State.

Six former UC assistants are current head coaches at the collegiate level, including Dan Enos (Central Michigan), Jeff Filkovski (North Carolina Wesleyan), Jimbo Fisher (Florida State), Charley Molnar (Massachusetts), Don Treadwell (Miami OH) and Jeff Quinn (Buffalo).

Former UC assistant Greg Hudson (1997-2000) is Fisher's Assistant Head Coach/Defense at Florida State and former assistant Joker Phillips (1997-98) was the head coach at Kentucky and is now Florida's wide receivers coach and recruiting coordinator.

Several former UC assistants are coordinators at NCAA FBS schools including former UC letterwinner Mike Bajakian (OC Tennessee) Tim Banks (DC Illinois), Bob Diaco (DC Notre Dame), Greg Hudson (DC Purdue) John Jancek (DC Tennessee), William Inge (Co-DC Indiana), Pat Narduzzi (DC Michigan State) and Joe Tressey (DC Youngstown State).

Former UC letterwinner Dana Bible just wrapped up a storied career as a collegiate assistant, with his last stop coming as the OC at NC State.

Tom Rossley, who set many UC receiving records, spent nearly four decades in the coaching ranks at the college and NFL levels, including a stint as head coach at SMU and six seasons as the offensive coordinator for the Green Bay Packers. He most recently was the quarterbacks coach at Texas A&M.

Former assistant Harry Hiestand (1987-93) spent five years with the Chicago Bears and now serves as the offensive line coach at Notre Dame.



Entering its 112th season, Carson Field at Nippert Stadium is the venerable home of the University of Cincinnati football team and provides the Bearcats with one of the best home-field environments in college football.

An \$86-million renovation and expansion project to Nippert Stadium was formally approved by the UC Board of Trustees in June. Construction on both the west and east sides of the stadium is due to begin in December 2013 and is scheduled for completion in August 2015.

On the west side, a new press box structure will be built, adding suites, scholarship club seats and patio suites/loge boxes. The west concourse will also be renovated, including concession stands and restrooms.

Improvements on the east side include expanded and additional concession offerings and restroom facilities along with enhanced fan traffic flow, including the building of skywalks to connect the upper deck with the gameday brick plaza on O'Varsity Way.

Construction began on Nippert Stadium in 1916 and was completed in 1924. UC has used the Nippert site as a playing field since 1901, making it the second-oldest playing site in the nation for college football behind Penn's Franklin Field (1895).

Among NCAA FBS schools, Nippert is the third-oldest stadium still in use, behind Bobby Dodd Stadium (Georgia Tech - 1913), Davis Wade Stadium (Mississippi State - 1914) and ahead of Wisconsin's Camp Randall Stadium, which was built in 1917.

USA Today recently named Nippert as the best home-field venue in the BIG EAST Conference and ESPN's Scott Van Pelt cited Nippert as a "one of the gems of college football."

The Bearcats have established program attendance standards over the last six seasons. UC drew a total of 30,246 fans in 2007 before setting back-to-back-to-back regular season average records with program-best clips of 31,965, 33,957 and 35,067 in 2008, 2009 and 2010, respectively.

Through numerous renovations, the structure situated in the middle of the Clifton campus has retained its early-century brickwork, wrought iron gates, and trim giving Nippert a comfortable old-time stadium charm and appeal, while remaining a classic showplace for college football. On Nov. 27, 2009 in a game against the University of Illinois, a crowd of 35,106 filled the stadium, setting a single-game attendance record for the fourth time in 2009.

Prior to the 2013 season, UBU Sports' Speed Series S5-M synthetic turf system was installed as the playing surface at Nippert, the same product used at Paul Brown Stadium, the Mercedes Benz Superdome in New Orleans and the Metrodome in Minneapolis, Minn. The same surface is scheduled to be installed into MetLife Stadium in New Jersey, the home field of the New York Giants and New York Jets and the home of Super Bowl XLVIII.

The stadium's field orientation was shifted slightly north and west to even out the sideline areas and add a run-off area around the south endzone.

The last major renovation occurred in 2005 when a new, permanent grandstand added new and improved seating in the North endzone. Underneath the structure are new game locker rooms for both the Bearcats and the visiting team. The scoreboard features a new video board, nearly twice as large as the previous display.

The stadium's founder was Arch Carson, who as captain and principal organizer played a significant role in starting football on the UC campus in 1885. In 1901 as physical director of the university, Carson guided the construction of the field which was later named for him -- the playing surface is still called Carson Field.

In 1916, construction began on a permanent brick-and-concrete stadium structure, which was completed, section-by-section, as funds were raised.

During the season-ending clash with rival Miami (Ohio) in 1923, Jimmy Nippert sustained a spike wound injury and died a month later from blood poisoning. His grandfather, James N. Gamble of Procter and Gamble, provided the funds needed to complete the horseshoe-shaped structure, and the James Gamble Nippert Memorial Stadium was dedicated on Nov. 8, 1924.

In 1936, the playing field was lowered 12 feet to allow spectator seating to increase to 24,000. The Reed Shank Pavilion was added in 1954 to bring the capacity to 28,000. In 1991, the capacity was upped to 35,000 through extending the upper deck, now called the Herschede-Shank Pavilion, and a new pressbox was constructed.

Artificial turf was first installed in 1970 and in 2000, the stadium became one of the first in the U.S. to utilize FieldTurf, a grass-like synthetic surface.

The stadium served as home for the American Football League expansion team, the Cincinnati Bengals, in 1968 and 1969, while their eventual permanent home at Riverfront Stadium was being constructed.

Along with this, the stadium has served as a venue for concerts by Britney Spears, Michael Jackson, NSYNC, Janet Jackson, KT Tunstall, The North Mississippi All-Stars, The Roots, the Cincinnati Opera Company and many more.

On November 2, 2008, President Barack Obama held a campaign rally at Nippert two days before the 2008 Presidential Election to an estimated 27,000 attendees.

For more information on the Nippert Stadium Renovation & Expansion Project, please visit [www.GoBEARCATS.com/nippert](http://www.GoBEARCATS.com/nippert).

#### TOP-10 CROWDS IN NIPPERT HISTORY

Rank	Attendance	Date	Opponent
1	35,106	11/27/2009	Illinois
2	35,105	11/13/2009	West Virginia
3	35,100	11/7/2009	Connecticut
4	35,099	10/24/2009	Louisville
5	35,098	11/22/2008	Pittsburgh
6	35,097	11/17/2007	West Virginia
7	35,097	10/13/2007	Louisville
8	35,097	09/22/2007	Marshall
9	35,097	09/02/2001	Purdue
10	34,603	11/29/2008	Syracuse



2013 CINCINNATI FOOTBALL

# RECORDS

## ALL-TIME LEADERS

## ALL-TIME PASSING LEADERS

Player	Att.	Comp.	Yards	Pct.	TDs	Int.
1. Gino Guidugli (2001-04)	1,556	880	11,453	.566	78	48
2. Danny McCoin (1984-87)	899	544	6,801	.605	39	26
3. Zach Collaros (2008-11)	783	485	6,278	.619	51	26
Deontey Kenner (1997-00)	922	498	6,278	.540	31	37
5. Tony Pike (2007-09)	682	421	5,018	.617	49	20
6. Greg Cook (1966-68)	655	332	4,906	.507	34	35
7. Lance Harp (1991-93)	788	397	4,803	.504	33	33
8. Dustin Grutza (2005-08)	646	388	4,476	.601	29	25
9. Danny Barrett (1979-82)	658	352	4,407	.535	27	37
10. Gene Rossi (1950-52)	492	257	4,003	.522	37	34

## ALL-TIME RUSHING LEADERS

Player	Att.	Yds.	Avg.	TDs
1. Reggie Taylor (1983-86)	876	4,242	4.84	24
2. DeMarco McCleskey (1998-02)	777	3,487	4.49	37
3. Isaiah Pead (2008-11)	545	3,288	6.03	27
4. Allen Harvin (1978-82)	593	2,998	5.06	15
5. David Small (1991-93)	630	2,963	4.70	31
6. Robert Cooper (1996-99)	561	2,786	4.97	16
7. James Bettis (1978-81)	533	2,498	4.69	8
8. Al McKinney (1985-88)	480	2,223	4.63	12
9. Reggie Harrison (1971-73)	484	2,197	4.54	25
10. Richard Hall (2002-04)	454	2,053	4.52	17

## ALL-TIME SCORING LEADERS

Player	TDs	PATs	FGs	Pts.
1. Jacob Rogers (2007-10)	0	186	51	339
2. Jonathan Ruffin (1999-02)	0	129	62	315
3. DeMarco McCleskey (1998-02)	41	0	0	248
4. Jim O'Brien (1967-69)	21	61	20	247
5. Steve Schultz (1976-79)	0	98	35	203
6. Eric Richards (1994-97)	0	79	35	202
7. Tony Miliano (2011-)	0	98	34	200
8. Isaiah Pead (2008-11)	33	0	0	198
David Small (1991-93)	33	0	0	198
10. Mardy Gilyard (2005-09)	31	0	0	186

## ALL-TIME RECEIVING LEADERS (Receptions)

Player	No.	Yds.	Avg./C	TDs
1. Mardy Gilyard (2005-09)	204	3,003	15.5	25
Dominick Goodman (2005-08)	204	2,512	12.3	22
LaDaris Vann (1999-02)	204	2,483	12.2	14
4. D.J. Woods (2008-11)	152	2,156	13.6	14
5. Armon Binns (2007-10)	138	2,008	14.6	21
6. Tye Keith (1999-02)	135	1,832	13.6	9
7. Marcus Barnett (2007-10)	127	1,567	12.3	17
8. Marlon Pearce (1990-92)	125	2,096	16.8	12
9. Roosevelt Mukes (1985-88)	111	1,350	12.2	13
10. Deno Foster (1981-84)	108	1,849	17.1	17

## ALL-TIME INTERCEPTION LEADERS

Player	No.	Yds.	Avg.	TDs
1. Mike Mickens (2005-08)	14	296	21.1	3
2. DeAngelo Smith (2005-08)	12	179	14.9	2
Blue Adams (1998-02)	12	177	14.8	2
Jocelyn Brogella (1990-93)	12	263	21.9	0
5. Ed Bolis (1970-72)	11	80	7.3	0
6. Daven Holly (2001-04)	9	58	6.4	1
Doug Monaghan (2001-04)	9	49	5.4	0
Zach Norton (2000-03)	9	107	11.9	2
Sam Garnes (1993-96)	9	157	17.4	0
Keith Jenkins (1975-76)	9	173	19.2	1
Billy Hunter (1970-72)	9	63	7.0	0
Don Fritz (1951-53)	9	83	9.2	

## ALL-TIME SACKS LEADERS

Player	QB Sacks
1. Antwan Peek (1998-2002)	27.0
2. Andre Frazier (2001-04)	22.5
3. Anthony Hoke (2004-07)	22.0
4. Derek Wolfe (2008-11)	19.5
5. Trent Cole (2002-04)	18.5
6. Nate Dingle (1990-93)	18.0
George Jamison (1980-83)	18.0
8. Walter Stewart (2008-12)	17.5
9. Dan Giordano (2008-12)	16.5
Terrill Byrd (2005-08)	16.5

## ALL-TIME TACKLES LEADERS

Player	Solos	Asst.	Total
1. Karl Woods (1977-80)	211	291	502
2. Phillip Curry (1994-97)	268	219	487
3. Brad Jackson (1994-97)	216	176	392
4. Mike Brookins (1979-81)	190	166	356
5. Alex Gordon (1983-86)	160	192	352
6. Hassan Champion (1995-98)	184	167	351
Joe Olding (1979-82)	176	175	351
8. Doug Monaghan (2001-04)	200	138	338
9. JK Schaffer (2008-11)	182	155	337
10. DeJuan Gossett (1997-00)	222	105	327

## ALL-TIME TACKLES FOR A LOSS LEADERS

Player	TFLs
1. Antwan Peek (1998-2002)	56.0
2. Trent Cole (2002-04)	48.0
3. Nate Dingle (1990-93)	46.0
4. Phillip Curry (1994-97)	45.0
5. Andre Frazier (2001-04)	44.5
6. Terrill Byrd (2005-08)	42.0
7. Alex Gordon (1983-86)	38.0
8. Derek Wolfe (2008-11)	37.0
George Jamison (1980-83)	37.0
10. Andrew Stewart (1986-88)	36.0

## ALL-TIME KICKOFF RETURN LEADERS

Player	No.	Yds.	Avg.	TDs
1. Mardy Gilyard (2005-09)	93	2,657	28.6	4
2. Ralph David Abernathy IV (2011-)	71	1,835	25.8	1
3. Brian Jenkins (1990-93)	62	1,506	24.3	0
4. Dominick Goodman (2005-08)	55	1,199	21.8	0
5. Robert Tate (1993-96)	41	1,083	26.4	1
6. Lloyd Pate (1966-68)	50	994	19.9	1
7. Al McKinney (1985-88)	49	985	20.1	0
8. Joe Abrams (1988-92)	44	870	19.8	0
9. Dick James (1970-72)	38	837	22.0	1
10. Bobby Brown (1989-90)	41	823	20.1	0

## ALL-TIME PUNT RETURN LEADERS

Player	No.	Yds.	Avg.	TDs
1. Tinker Keck (1997-99)	68	804	11.8	4
2. Gene Gibson (1949-50)	37	760	20.5	5
3. Robert Tate (1993-96)	73	637	8.7	0
4. Tom Marvaso (1974-75)	73	575	7.9	2
5. Billy Hunter (1970-72)	55	473	8.6	1
6. Lamont Patterson (1979-82)	60	443	7.4	0
7. Dom Del Bene (1951-53)	38	396	10.4	1
8. D.J. Woods (2008-11)	45	375	8.3	0
9. Charley Bland (1973)	38	302	7.9	1
10. Jack Delaney (1950-52)	21	301	14.3	0



## SINGLE-GAME RECORDS

## SINGLE-GAME TEAM OFFENSE

<b>Most Points</b>	124 vs. Transylvania (1912)
<b>Most Touchdowns</b>	14 vs. Transylvania (1912)
<b>Most Rushing Attempts</b>	83 vs. Louisiana-Monroe (1977)
<b>Most Rushing Yards</b>	464 vs. Case-Western Reserve (1953) 464 vs. Virginia Military Institute (1953)
<b>Most Rushing Touchdowns</b>	14 vs. Transylvania (1912)
<b>Most Passing Attempts</b>	61 vs. USF (2010)
<b>Most Passes Completed</b>	36 vs. Ohio (1968)
<b>Most Passing Yards</b>	584 vs. Ohio (1968)
<b>Most Interceptions Thrown</b>	6 vs. Xavier (1972)
<b>Most Touchdown Passes</b>	6 vs. Illinois (2009)
<b>Most Offensive Plays</b>	99 vs. Miami (OH) (1996)
<b>Most Yards Total Offense</b>	711 vs. Connecticut (2009)
<b>Most First Downs</b>	36 vs. Ohio (1968)
<b>Most Fumbles</b>	15 vs. Louisville (1970)
<b>Most Fumbles Lost</b>	7 vs. Virginia Military Institute (1951)
<b>Most Turnovers</b>	9 vs. Xavier (1955) 9 vs. Hardin-Simmons (1955) 9 vs. Virginia Military Institute (1951)
<b>Most Penalties</b>	18 vs. Kansas State (1951)
<b>Most Penalty Yards</b>	176 vs. Louisville (1968)
<b>Most Punts</b>	13 vs. Pittsburgh (1981) 13 vs. Mississippi State (1948)
<b>Most Punting Yards</b>	510 vs. Louisville (1996)
<b>Most Punt Return Yards</b>	177 vs. Ohio (1949)
<b>Most Kickoff Return Yards</b>	295 vs. Memphis (1971)
<b>Fewest Rushing Attempts</b>	15 vs. Illinois (2009)
<b>Fewest Rushing Yards</b>	-23 vs. Rutgers (2005)
<b>Fewest Passes Completed</b>	0 vs. Dayton (1970)
<b>Fewest Passing Yards</b>	0 vs. Dayton (1970)
<b>Fewest Yards Total Offense</b>	46 vs. North Texas State (1959)
<b>Fewest First Downs</b>	3 vs. West Virginia (1989)
<b>Fewest Penalties</b>	1 vs. Rutgers (1994) 1 vs. Louisville (1966) 1 vs. Memphis (1966) 1 vs. Army (1963) 1 vs. Hawai'i (1954)
<b>Fewest Yards Penalized</b>	4 vs. Memphis (1966)
<b>Fewest Punts</b>	0 vs. Miami (OH) (2008) 0 vs. Memphis (1998) 0 vs. Miami (OH) (1954)

## SINGLE-GAME TEAM DEFENSE

<b>Fewest Rushing Attempts Allowed</b>	17 vs. Dayton (1961)
<b>Fewest Rushing Yards Allowed</b>	-46 vs. Kansas (1997)
<b>Fewest Passing Attempts</b>	1 vs. Boston College (1964)
<b>Fewest Pass Completions Allowed</b>	0 vs. Louisville (1974) 0 vs. Ohio (1973) 0 vs. Boston College (1964) 0 vs. Indiana (1963) 0 vs. Ohio (1949) -1 vs. Xavier (1971)
<b>Fewest Passing Yards Allowed</b>	-1 vs. Xavier (1971)
<b>Fewest Yards Total Offense Allowed</b>	18 vs. Louisiana-Lafayette (1973)
<b>Most Points Allowed</b>	81 vs. Penn State (1991)
<b>Most Rushing Attempts Allowed</b>	86 vs. West Virginia (1969)
<b>Most Rushing Yards Allowed</b>	539 vs. Northern Illinois (1989)
<b>Most Passing Attempts Allowed</b>	67 vs. Louisville (1997)
<b>Most Pass Completions Allowed</b>	37 vs. East Carolina (1997)
<b>Most Passing Yards Allowed</b>	482 vs. Florida (2010)
<b>Most Yards Total Defense Allowed</b>	742 vs. Louisville (1998)
<b>Most Passes Intercepted</b>	7 vs. Kansas State (1951)
<b>Most Interception Return Yards</b>	162 vs. Dayton (1956)
<b>Most Turnovers Forced</b>	8 vs. Rice (1974)

## SINGLE-GAME INDIVIDUAL OFFENSE

<b>Rushing Attempts</b>	45 by Steve Cowan vs. Ohio (1970)
<b>Rushing Yards</b>	306 by Bob Hynes vs. Case Western Reserve (1923)
<b>Yards Per Rush</b>	17.0 by Richard Hall vs. Miami (OH) (14 carries, 238 yards) (2004)
<b>Rushing Touchdowns</b>	6 by Ike Stewart vs. Transylvania (1912) 6 by Bob Heuck vs. Transylvania (1912)
<b>Passing Attempts</b>	59 by Deontey Kenner vs. Southern Miss (1999)
<b>Passing Completions</b>	35 by Deontey Kenner vs. Southern Miss (1999) 35 by Greg Cook vs. Ohio (1968)
<b>Passing Yards</b>	554 by Greg Cook vs. Ohio (1968)
<b>Passing Touchdowns</b>	6 by Tony Pike vs. Illinois (2009)
<b>Interceptions Thrown</b>	6 by Mike Shoemaker vs. Xavier (1972)
<b>Receptions</b>	13 by Tom Rossley vs. Wichita State (1968) 13 by Jon Olinger vs. Miami (OH) (2002)
<b>Receiving Yards</b>	254 by Tom Rossley vs. Louisville (1968)
<b>Yards Per Reception</b>	23.6 by Jim O'Brien vs. Ohio (9 receptions, 212 yards) (1968)
<b>Receiving Touchdowns</b>	3 by six players, last by Armon Binns at Louisville (2010)
<b>All-Purpose Yards</b> (Rsh., Rec. and Ret.)	381 by Mardy Gilyard at Pittsburgh (2009)
<b>Total Yards</b>	555 by Zach Collaros vs. Connecticut (2009)
<b>Total Points</b>	51 by Ike Stewart vs. Transylvania (1912)
<b>Touchdowns</b>	8 by Ike Stewart vs. Transylvania (1912)
<b>Extra Points Made</b>	12 by Alonzo Weiss vs. Transylvania (1912)
<b>Field Goals Made</b>	4 by nine players, last by Tony Miliano at Pittsburgh (2011)
<b>Punts</b>	13 by Phil Peckich at Pittsburgh (1981)
<b>Punting Yards</b>	510 by Steve Smith at Louisville (1996)
<b>Punting Average</b>	59.7 by Kevin Huber vs. Marshall (3 punts) (2007)
<b>Kickoff Returns</b>	8 by Mardy Gilyard at Pittsburgh (2009) 8 by LaDaris Vann vs. East Carolina (1999)
<b>Kickoff Return Yards</b>	256 by Mardy Gilyard at Pittsburgh (2009)
<b>Kickoff Returns For Touchdowns</b>	1 by 20 players, last by Mardy Gilard at Pittsburgh (2009)
<b>Punt Returns</b>	7 by Mike Daniels vs. Western Carolina (2005) 7 by Tinker Keck vs. Kansas (1997) 7 by Charley Bland vs. Villanova (1973)
<b>Punt Return Yards</b>	161 by Gene Gibson vs. Ohio (1949)
<b>Punt Return Touchdowns</b>	2 by Tinker Keck vs. Louisville (1997) 2 by Gene Gibson vs. Ohio (1949)

## SINGLE-GAME INDIVIDUAL DEFENSE

<b>Total Tackles</b>	31 by Karl Woods at South Carolina (1980)
<b>Solo Tackles</b>	xx
<b>Assisted Tackles</b>	xx
<b>Tackles For A Loss</b>	xx
<b>Sacks</b>	xx
<b>Forced Fumbles</b>	xx
<b>Fumble Recoveries</b>	xx
<b>Interceptions</b>	4 by Bob Hynes vs. Ohio Northern (1923)
<b>Interception Return Yards</b>	123 by Shawn Ferguson vs. Memphis (1998)
<b>Interception Returns for Touchdowns</b>	2 by Shawn Ferguson vs. Memphis (1998)

## RUSHING RECORDS

## YEAR-BY-YEAR LEADERS

Year	Player	Att.	Yards	TD
1946	Roger Stephens	96	768	8
1947	Roger Stephens	136	959	7
1948	Jim Dougherty	108	495	4
1949	Howie Bellamah	97	473	2
1950	Bob Stratton	93	539	5
1951	Bob Daugherty	96	528	10
1952	Joe Concilla	96	488	8
1953	Dick Goist	64	561	7
1954	Joe Miller	128	717	11
1955	Joe Miller	90	399	2
1956	Bob Del Rosa	57	242	3
1957	Barry Maroney	98	346	4
1958	Joe Morrison	99	467	5
1959	Ed Kovac	134	515	9
1960	Ed Banks	104	404	3
1961	Phil Goldner	70	277	1
1962	Royce Starks	91	408	4
1963	Brig Owens	121	556	6
1964	Al Nelson	201	973	13
1965	Bill Bailey	139	694	7
1966	Clem Turner	153	840	7
1967	Lloyd Pate	198	658	5
1968	Lloyd Pate	135	623	2
1969	Steve Cowan	165	676	2
1970	Steve Cowan	239	1,197	9
1971	Mel Riggins	131	663	2
1972	Reggie Harrison	173	844	6
1973	Reggie Harrison	211	883	11
1974	Santo Atkinson	196	708	2
1975	Jay Bonds	158	567	8
1976	Curtiss Williams	102	399	4
1977	Curtiss Williams	162	845	1
1978	Allen Harvin	233	1,283	6
1979	James Bettis	75	343	0
1980	James Bettis	212	1,106	2
1981	James Bettis	246	1,226	6
1982	Allen Harvin	191	1,161	5
1983	Reggie Taylor	158	784	2
1984	Reggie Taylor	198	1,021	8
1985	Reggie Taylor	264	1,112	3
1986	Reggie Taylor	256	1,325	11
1987	Al McKinney	208	950	5
1988	Al McKinney	168	829	1
1989	Terry Strong	105	411	2
1990	Terry Strong	172	803	5
1991	David Small	198	1,004	4
1992	David Small	209	780	10
1993	David Small	223	1,179	17
1994	Craedel Kimbrough	132	565	0
1995	Orlando Smith	126	471	4
1996	Daryl Royal	167	853	3
1997	Robert Cooper	137	611	4
1998	DeMarco McCleskey	162	861	11
1999	Robert Cooper	228	1,245	7
2000	Ray Jackson	201	808	6
2001	DeMarco McCleskey	179	765	7
2002	DeMarco McCleskey	315	1,361	15
2003	Richard Hall	185	777	8
2004	Richard Hall	210	1,012	6
2005	Bradley Glatthaar	139	620	7
2006	Greg Moore	162	709	4
2007	Butler Benton	100	499	2
2008	Jacob Ramsey	152	664	2
2009	Jacob Ramsey	121	806	9
2010	Isaiah Pead	157	1,029	6
2011	Isaiah Pead	237	1,259	12
2012	George Winn	243	1,334	13



DEMARCO MCCLESKEY

## GAME RECORDS

## Rushing Attempts

1.	45	Steve Cowan vs. Ohio.....	1970
2.	41	DeMarco McCleskey vs. East Carolina.....	1998
3.	39	Lloyd Pate vs. Wichita State.....	1967
4.	37	Robert Cooper vs. Miami (OH).....	1999
5.	36	Robert Cooper vs. Memphis.....	1999
	36	Daryl Royal vs. Miami (OH).....	1996
	36	Reggie Taylor vs. Miami (OH).....	1986
	36	David Small vs. Toledo.....	1993
9.	35	Reggie Harrison at Ohio.....	1973
	35	DeMarco McCleskey vs. Houston.....	1998

## Rushing Yards

1.	306	Bob Hynes vs. Case Western Reserve.....	1923
2.	282	Daryl Royal vs. Miami (OH).....	1996
3.	267	Clem Turner vs. Kansas State.....	1966
4.	266	Steve Cowan vs. Ohio.....	1970
5.	259	Reggie Taylor vs. Miami (OH).....	1986
6.	238	Richard Hall vs. Miami (OH).....	2004
7.	234	DeMarco McCleskey vs. East Carolina.....	1998
8.	233	David Small vs. Kent State.....	1992
9.	219	David Small vs. Middle Tennessee State.....	1991
10.	213	Isaiah Pead vs. Rutgers.....	2010

## Rushing Touchdowns

1.	6	Ike Stewart vs. Transylvania.....	1912
	6	Bob Heuck vs. Transylvania.....	1912
3.	4	Isaiah Pead vs. Rutgers.....	2010
	4	DeMarco McCleskey vs. Arkansas State.....	1998
	4	DeMarco McCleskey vs. Houston.....	1998
	4	David Small vs. Houston.....	1993
	4	David Small vs. Kent State.....	1992

## Three Backs with 100+ Yards in a Game

1970	vs. Xavier	Albert Johnson.....	130
		Dick James.....	119
		Steve Cowan.....	105

## Two Backs with 100+ Yards in a Game

2003	vs. East Carolina	Derrick Eddington.....	138
		Richard Hall.....	117
1991	at Kent State	Vince Powell.....	121
		David Small.....	118
1991	at Louisville	Vince Powell.....	140
		David Small.....	111
1985	at Louisville	Reggie Taylor.....	126
		Robert Williams.....	100
1977	vs. Tulsa	Gus Tucker.....	143
		Bob Massong.....	101
1966	vs. Kansas State	Clem Turner.....	267
		Tony Jackson.....	118
1964	vs. Tulsa	Brig Owens.....	163
		Al Nelson.....	106

## SEASON RECORDS

## Rushing Attempts

1.	315	DeMarco McCleskey.....	2002
2.	264	Reggie Taylor.....	1985
3.	256	Reggie Taylor.....	1986
4.	246	James Bettis.....	1981
5.	243	George Winn.....	2012
6.	239	Steve Cowan.....	1970
7.	237	Isaiah Pead.....	2011
8.	233	Allen Harvin.....	1978
9.	228	Robert Cooper.....	1999
10.	223	David Small.....	1993

## Rushing Yards

1.	1,361	DeMarco McCleskey.....	2002
2.	1,334	George Winn.....	2012
3.	1,325	Reggie Taylor.....	1986
4.	1,283	Allen Harvin.....	1978
5.	1,259	Isaiah Pead.....	2011
6.	1,245	Robert Cooper.....	1999
7.	1,226	James Bettis.....	1981
8.	1,197	Steve Cowan.....	1970
9.	1,179	David Small.....	1993
10.	1,161	Allen Harvin.....	1982

## RUSHING RECORDS



REGGIE TAYLOR

## Rushing Average (Minimum 50 Attempts)

1.	8.77	Dick Goist	1953
2.	7.62	Joe Miller	1953
3.	7.54	Jim Niemann	1954
4.	7.05	Roger Stephens	1947
5.	6.70	Isaiah Pead	2010
6.	6.60	Isaiah Pead	2010
7.	6.34	Dolph Banks	1965
8.	6.09	Munchie Legaux	2012
	6.09	Leonard Cry	1987
10.	6.08	Allen Harvin	1982

## Rushing Touchdowns

1.	17	David Small	1993
2.	15	DeMarco McCleskey	2002
3.	13	George Winn	2012
	13	Al Nelson	1964
5.	12	Isaiah Pead	2011
6.	11	DeMarco McCleskey	1998
	11	Reggie Taylor	1986
	11	Reggie Harrison	1972
	11	Joe Miller	1954
	11	Tony Kapetanias	1979

## 100-Yard Games

1.	8	Reggie Taylor	1986
2.	7	James Bettis	1981
	7	Allen Harvin	1978
4.	6	George Winn	2012
	6	Isaiah Pead	2011
	6	DeMarco McCleskey	2002
	6	David Small	1991
	6	David Small	1993
	6	Reggie Taylor	1985
	6	James Bettis	1980

## Consecutive 100-Yard Games

1.	5	Allen Harvin	1978
	5	James Bettis	1980
	5	Reggie Taylor	1986
	5	David Small	1993
5.	4	Al Nelson	1964
	4	Curtis Williams	1977
	4	James Bettis	1981
	4	Terry Strong	1990
	4	David Small	1991
	4	DeMarco McCleskey	1998

## CAREER RECORDS

## Rushing Attempts

1.	876	Reggie Taylor	1983-86
2.	777	DeMarco McCleskey	1998, 2000-02
3.	630	David Small	1991-93
4.	593	Allen Harvin	1978-82
5.	561	Robert Cooper	1996-99
6.	545	Isaiah Pead	2008-11
7.	533	James Bettis	1978-81
8.	495	Al Johnson	1969-71
9.	484	Reggie Harrison	1971-73
10.	480	Al McKinney	1985-89

## Rushing Yards

1.	4,242	Reggie Taylor	1983-86
2.	3,487	DeMarco McCleskey	1998, 2000-02
3.	3,288	Isaiah Pead	2008-11
4.	2,998	Allen Harvin	1978-82
5.	2,963	David Small	1991-93
6.	2,786	Robert Cooper	1996-99
7.	2,498	James Bettis	1978-81
8.	2,223	Al McKinney	1985-88
9.	2,197	Reggie Harrison	1971-73
10.	2,053	Richard Hall	2002-04

## Rushing Average (Min. 150 Attempts)

1.	6.65	Roger Stephens	1946-48
2.	6.07	Dom Del Bene	1951-53
3.	6.00	Isaiah Pead	2008-11
4.	5.72	Joe Miller	1953-55
5.	5.52	Bill Bailey	1963-65
6.	5.33	George Winn	2009-12
7.	5.25	Jim Niemann	1954-56
8.	5.07	Joe Concilla	1951-53
9.	5.06	Allen Harvin	1978-82
10.	5.04	Daryl Royal	1994-97

## Rushing Touchdowns

1.	37	DeMarco McCleskey	1998, 2000-02
2.	31	David Small	1991-93
3.	27	Isaiah Pead	2008-11
4.	25	Reggie Harrison	1971-73
5.	24	Reggie Taylor	1983-86
6.	22	Bob Heuck	1910-12
7.	21	Joe Concilla	1951-53
	21	Bradley Gatthaar	2004-07
9.	19	Tony Kapetanias	1977-79
10.	18	Al Johnson	1969-71

## 100-Yard Games

1.	21	Reggie Taylor	1983-86
2.	14	DeMarco McCleskey	1998, 2000-02
	14	David Small	1991-93
4.	13	James Bettis	1978-81
5.	12	Allen Harvin	1978-82
6.	11	Isaiah Pead	2008-11
7.	9	Robert Cooper	1996-99
	9	Al McKinney	1985-88
9.	7	Steve Cowan	1970-72
	7	Reggie Harrison	1971-73
	7	Al Nelson	1962-64

## 200-Yard Games

1.	4	David Small	1991-93
2.	2	Robert Cooper	1999
3.	1	Bill Bailey	1965
	1	Clem Turner	1966
	1	Steve Cowan	1970
	1	James Bettis	1981
	1	Reggie Taylor	1986
	1	Daryl Royal	1996
	1	DeMarco McCleskey	1998
	1	Richard Hall	2004
	1	Isaiah Pead	2010

## 300-Yard Games

1.	1	Bob Hynes	1923
----	---	-----------	------

## Longest Rush From Scrimmage

1.	91	Joe Miller vs. Xavier (TD)	1953
2.	80	Isaiah Pead vs. Miami (OH) (TD)	2010
	80	Allen Harvin vs. Miami (OH)	1982
	80	Art Bailey vs. Southern Miss (TD)	1977
	80	Bill Bailey vs. Kansas State (TD)	1965
	80	Dick Goist vs. William & Mary (TD)	1953
6.	79	Reggie Harrison vs. Louisville (TD)	1972
	79	Richard Hall vs. Miami (OH)	2004
8.	78	Reggie Harrison vs. Ohio (TD)	1971



## 100-YARD RUSHING GAMES

Rk	Yds	Name	Opponent	Date
1.	306	Bob Hynes	vs. Case Western-Rsrv.	11/17/23
2.	282	Daryl Royal	vs. Miami (OH)	09/28/96
3.	267	Clem Turner	vs. Kansas State	10/22/66
4.	266	Steve Cowan	vs. Ohio	10/17/70
5.	259	Reggie Taylor	vs. Miami (OH)	09/06/86
6.	238	Richard Hall	vs. Miami (OH)	09/11/04
7.	234	DeMarco McCleskey	vs. East Carolina	11/05/98
8.	233	David Small	vs. Kent State	10/03/92
9.	213	Isaiah Pead	vs. Rutgers	11/20/10
10.	219	David Small	vs. Middle Tennessee St.	11/09/91
11.	209	Robert Cooper	vs. Miami (OH)	10/30/99
12.	206	David Small	vs. East Carolina	11/20/93
13.	204	Robert Cooper	vs. Memphis	11/29/99
14.	203	James Bettis	vs. Richmond	10/10/81
	203	David Small	at Houston	11/13/93
	203	Bill Bailey	vs. North Texas State	10/30/65
17.	197	Isaiah Pead	vs. Miami (OH)	10/09/10
	197	David Small	at Toledo	10/23/93
19.	191	Robert Cooper	at UAB	11/16/96
20.	188	Curtis Williams	vs. Southern Miss.	10/01/77
21.	187	Carl Jones	vs. Rhode Island	11/08/03
22.	186	Allen Harvin	vs. Miami (OH)	11/20/82
23.	185	Howie Bellamah	vs. Miami (OH)	11/24/49
24.	183	Craedel Kimbrough	vs. Kentucky	11/14/92
25.	182	Allen Harvin	vs. Louisiana-Monroe	11/04/78
26.	181	James Bettis	vs. Memphis	11/01/80
27.	180	Reggie Taylor	vs. Louisville	10/27/84
28.	179	DeMarco McCleskey	vs. Houston	11/14/98
29.	177	Albert Johnson	at North Texas State	11/07/70
30.	176	Clem Turner	at Memphis	11/19/66
31.	175	Isaiah Pead	vs. West Virginia	11/13/09
32.	174	Robert Cooper	vs. UAB	10/16/99
	174	Reggie Taylor	vs. Cornell	10/01/83
34.	170	Allen Harvin	vs. Long Beach State	10/09/82
35.	169	Isaiah Pead	vs. Oklahoma	09/25/10
36.	167	Isaiah Pead	vs. NC State	09/22/11
	167	James Bettis	at Ohio	10/03/81
38.	165	George Winn	vs. Syracuse	11/03/12
	165	Reggie Taylor	vs. Temple	10/05/85
	165	Reggie Harrison	vs. Louisville	10/28/72
	165	Dom Del Bene	vs. Miami (OH)	11/24/51
42.	164	DeMarco McCleskey	at Arkansas State	11/21/98
43.	163	Brig Owens	vs. Tulsa	10/24/64
44.	162	Tom McKeever	vs. Xavier	11/18/50
45.	161	Robert Cooper	vs. Indiana	09/26/98
	161	Richard Hall	at Miami (OH)	09/27/03
	161	Paul Blackwood	vs. Tulsa	11/19/94
48.	158	Allen Harvin	vs. Youngstown State	09/25/82
49.	155	Isaiah Pead	at Tennessee	09/10/11
	155	Steve Cowan	vs. Louisville	11/14/70
	155	Don Jansen	vs. Hardin-Simmons	09/24/49
52.	153	Reggie Taylor	at Auburn	11/08/86
	153	Chad Plummer	vs. Tulsa	08/29/97
	153	Allen Harvin	at Memphis	11/25/78
55.	151	Isaiah Pead	vs. Louisville	10/15/11
	151	Steve Cowan	vs. William & Mary	09/20/69
	151	Reggie Taylor	at Wichita State	10/25/86
58.	150	Lloyd Pate	at Wichita State	10/19/68
	150	Lloyd Pate	vs. Wichita State	10/07/67
	150	James Bettis	vs. Youngstown State	09/05/81
	150	James Bettis	vs. Wichita State	09/27/80
62.	149	Isaiah Pead	vs. Vanderbilt	12/31/11
	149	Craedel Kimbrough	vs. Vanderbilt	10/08/94
	149	Reggie Harrison	at Wichita State	10/14/72
65.	148	Reggie Taylor	vs. Indiana State	11/01/86
	148	James Bettis	vs. Rutgers	09/26/81
67.	147	George Winn	vs. Delaware State	09/14/12
	147	Allen Harvin	at Louisiana-Lafayette	10/28/78
69.	145	Isaiah Pead	at Louisville	10/15/10
	145	Reggie Taylor	vs. Austin Peay	09/07/85
	145	Reggie Taylor	vs. Miami (FL)	10/13/84
	145	Mel Riggins	vs. Xavier	10/09/71
73.	144	Reggie Taylor	at Louisville	09/12/87
	144	Al Nelson	at Houston	11/28/64
75.	143	Robert Cooper	vs. Wisconsin	09/18/99
76.	143	Richard Hall	vs. TCU	10/30/04
	143	Gus Tucker	vs. Tulsa	10/22/77
78.	143	David Small	vs. Ball State	10/16/93

Rk	Yds	Name	Opponent	Date
	143	Curtis Williams	at Florida State	10/08/77
80.	142	Harry Andreadis	vs. Virginia Military	09/15/51
	142	Al McKinney	at Virginia Tech	11/21/87
82.	141	Joe Miller	vs. Xavier	10/17/53
83.	140	Vince Powell	at Louisville	10/05/91
	140	Reggie Harrison	vs. Ohio	11/13/71
	140	Ray Jackson	vs. Houston	10/07/00
86.	139	DeMarco McCleskey	vs. Tulane	10/06/01
87.	138	Steve Cowan	at Wichita State	10/24/70
	138	Derrick Eddington	vs. East Carolina	09/01/03
89.	137	Ray Jackson	at Tulane	09/30/00
90.	136	Mike Smith	at Louisville	09/27/75
91.	135	Reggie Harrison	vs. Wichita State	10/20/73
92.	134	James Bettis	vs. Temple	10/17/81
	134	Al Nelson	vs. Miami (OH)	11/21/64
94.	133	Clem Turner	at Wichita State	10/01/66
	133	Chad Plummer	vs. Southern Miss.	11/01/97
96.	132	Brig Owens	vs. Detroit	10/19/63
	132	Allen Harvin	at Memphis	10/16/82
	132	Allen Harvin	vs. Ohio	11/11/78
	132	Al McKinney	vs. Tennessee Tech	10/31/87
	132	Zach Collaros	at USF	10/15/09
101.	131	James Bettis	at Richmond	10/25/80
	131	David Small	vs. East Carolina	11/23/91
	131	Curtis Williams	at Louisville	09/17/77
	131	Bob Stratton	at Western Michigan	10/21/50
	131	Bill Bailey	vs. Kansas State	11/06/65
106.	130	George Winn	vs. Duke	12/27/12
	130	Reggie Taylor	vs. Miami (FL)	10/19/86
	130	Albert Johnson	vs. Xavier	10/10/70
109.	129	Robert Cooper	at Tulane	09/06/97
110.	128	George Winn	vs. Miami (OH)	10/06/12
	128	Ray Jackson	vs. Army	09/04/00
	128	Reggie Taylor	vs. Rutgers	11/05/83
	128	Allen Harvin	at Miami (OH)	11/18/78
114.	127	Butler Benton	at East Carolina	09/25/04
115.	126	Reggie Taylor	at Virginia Tech	09/13/86
	126	Reggie Taylor	at Louisville	10/19/85
	126	Allen Harvin	vs. Morgan State	11/13/82
	126	Al McKinney	vs. Miami (OH)	09/26/87
119.	125	George Winn	at Louisville	10/26/12
	125	Reggie Taylor	vs. Penn State	11/09/85
	125	Allen Harvin	at Temple	10/14/78
122.	124	DeMarco McCleskey	vs. Miami (OH)	10/24/98
	124	Bert Johnson	vs. Kent State	09/18/71
124.	123	Terry Strong	vs. Louisville	11/03/90
	123	Richard Hall	vs. Army	10/25/03
	123	John Ziegler	at Tulane	09/11/76
	123	Bradley Glatthaar	vs. Connecticut	10/15/05
128.	122	Reggie Harrison	at Ohio	11/10/73
	122	James Bettis	at Temple	10/18/80
	122	Al McKinney	vs. Indiana State	11/12/88
131.	121	Vince Powell	at Kent State	10/12/91
	121	Reggie Taylor	vs. Virginia Tech	08/31/85
	121	Reggie Taylor	vs. Youngstown State	09/15/84
	121	David Small	at Virginia Tech	10/19/91
	121	Al McKinney	vs. Austin Peay	11/14/87
136.	120	Tom Liggins	vs. La.-Lafayette	10/25/75
	120	Reggie Taylor	at Rutgers	09/29/84
	120	Orlando Smith	vs. East Carolina	10/07/95
	120	DeMarco McCleskey	at Memphis	11/24/01
140.	119	George Winn	vs. USF	11/23/12
	119	Greg Moore	vs. Miami (OH)	09/30/06
	119	Dick James	vs. Xavier	10/10/70
143.	118	Isaiah Pead	at Pittsburgh	11/05/11
	118	DeMarco McCleskey	vs. West Virginia	09/14/02
	118	David Small	at Kent State	10/12/91
	118	Steve Cowan	at Tulsa	10/25/69
	118	Tony Jackson	vs. Kansas State	10/22/66
148.	117	Munchie Legaux	vs. Pittsburgh	09/06/12
	117	Darrin Williams	vs. Indiana State	09/11/10
	117	Richard Hall	vs. East Carolina	09/01/03
	117	Daryl Royal	vs. Memphis	10/04/97
	117	Reggie Taylor	vs. Alabama	11/17/84
	117	Al Nelson	at Detroit	11/09/62
	117	Joe Miller	vs. Miami (OH)	11/26/53
	117	Dick Pardini	vs. Tulsa	10/02/54
156.	116	Dom Del Bene	vs. Virginia Military	11/14/53

Rk	Yds	Name	Opponent	Date
	116	Dick Goist	vs. Case Western-Rsrv.	10/24/53
	116	David Small	vs. Southern Miss.	10/26/91
	116	Craedel Kimbrough	at Miami (OH)	09/17/94
	116	Al McKinney	vs. West Virginia	11/05/88
161.	115	Joe Miller	vs. Hardin-Simmons	10/16/54
162.	114	Richard Hall	vs. Southern Miss.	10/04/03
	114	George Ruth	vs. Hardin-Simmons	11/12/55
	114	Barry Maroney	at Indiana	11/09/57
	114	Al Nelson	at Wichita State	11/14/64
166.	113	Isaiah Pead	vs. West Virginia	11/12/11
	113	Leonard Cry	at Indiana State	11/06/87
	113	Curtis Williams	at Ohio	11/15/75
	113	Howie Bellamah	at Ohio	11/05/49
170.	112	Lloyd Pate	vs. North Texas State	10/28/67
	112	David Small	at Tulsa	10/02/93
	112	Al Nelson	vs. Xavier	10/10/64
173.	111	Terry Strong	at Tulane	10/27/90
	111	DeMarco McCleskey	vs. Miami (OH)	10/05/02
	111	David Small	at Louisville	10/05/91
	111	Daryl Royal	vs. Boston College	10/12/96
	111	Curtis Williams	vs. La.-Monroe	09/24/77
	111	Al Nelson	at North Texas State	11/07/64
	110	Bill Bailey	vs. South Dakota	11/13/65
180.	109	Reggie Harrison	at Colorado	09/16/72
	109	James Bettis	at Penn State	09/12/81
182.	108	Walt Gordon	vs. Wichita State	09/27/58
	108	Joe Miller	vs. Marquette	10/15/55
	108	James Bettis	vs. Louisville	11/14/81
	108	Chad Plummer	vs. La.-Monroe	11/23/96
	108	Allen Harvin	at Richmond	09/30/78
187.	107	Tom Liggins	at Tulsa	10/11/75
	107	Orlando Smith	vs. Memphis	10/21/95
	107	David Small	vs. Memphis	10/30/93
	107	Bradley Glatthaar	vs. Western Carolina	09/17/05
191.	106	Jim Dougherty	vs. Case Western-Rsrv.	11/13/48
	106	James Bettis	at South Carolina	10/11/80
	106	Al Nelson	vs. Tulsa	10/24/64
194.	105	Steve Cowan	vs. Xavier	10/10/70
	105	Reggie Taylor	vs. Kentucky	09/27/86
	105	Daryl Royal	at Memphis	10/05/96
197.	104	Santo Atkins	at Wichita State	10/19/74
	104	Reggie Taylor	at East Carolina	11/15/86
	104	Ray Jackson	at Indiana	09/23/00
	104	Dick James	vs. Dayton	09/19/70
	104	Al McKinney	vs. Miami (OH)	09/24/88
202.	103	Jacob Ramsey	vs. Miami (OH)	10/03/10
	103	David Small	at East Carolina	10/17/79
	103	Terry Strong	at Florida State	11/10/90
	103	Terry Strong	vs. Miami (OH)	09/22/90
	103	James Bettis	at Louisville	11/08/80
	103	Jack Gordon	vs. Detroit	11/03/56
208.	102	Terry Strong	at Alabama	11/17/90
	102	Steve Cowan	vs. Miami (OH)	11/21/70
	102	Reggie Taylor	vs. Boston College	10/26/85
	102	Orlando Smith	vs. Southern Miss.	10/14/95
	102	Freddie Smith	vs. Troy State	11/05/94
	102	Al McKinney	vs. Austin Peay	09/17/88
214.	101	Ernie Lewis	vs. Boston College	11/04/67
	101	DeMarco McCleskey	vs. Connecticut	11/03/01
	101	Bob Massong	vs. Tulsa	10/22/77
	101	Butler Benton	vs. SE Missouri State	08/30/07
218.	100	Robert Williams	at Louisville	10/19/85
	100	Robert Cooper	at Ohio State	09/25/99
	100	Reggie Harrison	at North Texas State	11/04/72
	100	Mel Riggins	vs. Wichita State	10/16/71
	100	Lloyd Pate	vs. Dayton	09/23/67
	100	Joe Miller	at Marquette	10/09/54
	100	Dolph Banks	vs. Xavier	10/09/65
	100	DeMarco McCleskey	at Houston	10/20/01



## PASSING RECORDS

## YEAR-BY-YEAR LEADERS

Year	Player	Att	Cmp	Int	Pct.	Yards	TD
1947	Tom O'Malley	81	40	—	.494	634	7
1948	Tom O'Malley	147	71	11	.483	899	7
1949	Tom O'Malley	225	108	15	.480	1,617	16
1950	Gene Rossi	149	68	11	.456	1,000	14
1951	Gene Rossi	173	89	15	.514	1,444	11
1952	Gene Rossi	170	100	8	.588	1,559	12
1953	Mike Murphy	70	44	3	.629	809	7
1954	Mike Murphy	101	51	3	.505	764	4
1955	Mike Murphy	66	30	9	.455	450	1
1956	Joe Morrison	78	29	5	.372	438	4
1957	Jack Lee	52	25	8	.481	328	1
1958	Jack Lee	130	71	11	.546	951	5
1959	Jack Lee	232	132	6	.569	1,535	7
1960	Larry Harp	116	39	8	.336	581	1
1961	Larry Harp	107	40	7	.373	426	1
1962	Bruce Vogelgesang	93	41	5	.441	424	2
1963	Brig Owens	124	67	6	.540	974	7
1964	Brig Owens	111	54	9	.486	790	6
1965	Mike Flaherty	41	20	7	.488	304	4
1966	Tony Jackson	127	63	3	.496	702	1
1967	Greg Cook	179	81	14	.453	1,221	7
1968	Greg Cook	411	219	17	.533	3,272	25
1969	Albert Johnson	123	50	3	.407	937	8
1970	Albert Johnson	130	39	10	.306	516	1
1971	Albert Johnson	101	30	7	.297	434	2
1972	Mike Shoemaker	175	70	14	.400	787	5
1973	Mike Campbell	83	41	4	.494	538	1
1974	Henry Miller	140	61	11	.436	796	6
1975	Henry Miller	150	73	8	.487	886	3
1976	Art Bailey	77	36	8	.467	491	5
1977	Art Bailey	77	33	11	.428	524	4
1978	Tim Morris	139	64	8	.460	839	8
1979	Tony Kapetanias	224	99	13	.441	1,414	3
1980	Danny Barrett	130	73	13	.562	888	3
1981	Danny Barrett	177	92	9	.520	1,186	5
1982	Danny Barrett	324	179	12	.552	2,222	17
1983	Troy Bodine	209	127	8	.608	1,643	13
1984	Troy Bodine	350	171	20	.489	2,056	15
1985	Danny McCoin	201	115	5	.572	1,576	12
1986	Danny McCoin	369	237	11	.642	2,831	13
1987	Danny McCoin	268	158	8	.590	2,013	13
1988	Glenn Farkas	204	114	7	.559	1,279	8
1989	Paul Anderson	163	84	12	.515	982	4
1990	Lance Harp	238	123	14	.517	1,453	8
1991	Lance Harp	204	107	10	.525	1,443	7
1992	Lance Harp	292	151	16	.517	1,785	7
1993	Lance Harp	292	139	7	.476	1,575	9
1994	Eric Vibberts	182	114	8	.626	1,335	6
1995	Eric Vibberts	264	136	19	.515	1,851	10
1996	Chad Plummer	198	102	8	.515	1,335	7
1997	Chad Plummer	190	87	10	.458	1,178	6
1998	Deontey Kenner	270	148	13	.548	2,047	6
1999	Deontey Kenner	379	208	15	.549	2,430	14
2000	Deontey Kenner	265	137	7	.517	1,717	10
2001	Gino Guidugli	317	185	9	.584	2,573	16
2002	Gino Guidugli	472	258	21	.547	3,543	22
2003	Gino Guidugli	425	227	10	.534	2,704	14
2004	Gino Guidugli	342	210	8	.614	2,633	26
2005	Dustin Grutza	300	168	11	.560	1,799	11
2006	Dustin Grutza	225	137	13	.609	1,632	9
2007	Ben Mauk	386	235	9	.609	3,121	31
2008	Tony Pike	324	199	11	.614	2,407	19
2009	Tony Pike	338	211	6	.624	2,520	29
2010	Zach Collaros	383	225	14	.587	2,902	26
2011	Zach Collaros	166	272	10	.610	1,940	15
2012	Munchie Legaux	120	230	9	.522	1,716	13

## GAME RECORDS

## Passing Attempts

1.	59	Deontey Kenner vs. Southern Miss.	1999
2.	56	Greg Cook vs. Ohio	1968
3.	53	Zach Collaros vs. USF	2010
4.	52	Ben Mauk vs. Southern Miss.	2007
	52	Gino Guidugli vs. UAB	2004
	52	Gino Guidugli vs. Ohio State	2002
	52	Deontey Kenner vs. Ohio State	1999
	52	Greg Cook vs. Miami (OH)	1968
9.	50	Zach Collaros at Connecticut	2010
	50	Deontey Kenner vs. Troy State	1999
	50	Greg Cook vs. North Texas State	1968

## Passing Completions

1.	35	Deontey Kenner vs. Southern Miss.	1999
	35	Greg Cook vs. Ohio	1968
3.	32	Tony Pike vs. Illinois	2009
4.	31	Gino Guidugli vs. Army	2001
	31	Greg Cook vs. Miami (OH)	1968
6.	30	Zach Collaros vs. USF	2010
	30	Ben Mauk vs. Southern Miss.	2007
	30	Gino Guidugli vs. USF	2004
	30	Danny McCoin vs. Virginia Tech	1986
10.	29	Zach Collaros vs. Connecticut	2009
	29	Gino Guidugli vs. UAB	2004
	29	Gino Guidugli vs. Temple	2003
	29	Gino Guidugli vs. Toledo	2001
	29	Deontey Kenner at Ohio State	1999
	29	Danny McCoin at Rutgers	1986

## Passing Yards

1.	554	Greg Cook vs. Ohio	1968
2.	480	Zach Collaros vs. Connecticut	2009
3.	463	Zach Collaros vs. USF	2010
4.	431	Ben Mauk vs. Syracuse	2007
5.	407	Deontey Kenner vs. Southern Miss.	1999
	407	Greg Cook vs. Miami (OH)	1968
7.	399	Tony Pike vs. Illinois	2009
	399	Danny McCoin vs. Miami (OH)	1987
9.	396	Greg Cook vs. Louisville	1968
10.	377	Gino Guidugli vs. USF	2004

## Passing Touchdowns

1.	6	Tony Pike vs. Illinois	2009
2.	5	Zach Collaros at Louisville	2010
	5	Gino Guidugli vs. Southern Miss.	2004
3.	4	Brendon Kay vs. Duke	2012
	4	Zach Collaros vs. Rutgers	2010
	4	Zach Collaros at Syracuse	2009
	4	Ben Mauk vs. Southern Miss.	2007
	4	Ben Mauk vs. Syracuse	2007
	4	Ben Mauk vs. San Diego State	2007
	4	Gino Guidugli at Army	2004
	4	Gino Guidugli vs. East Carolina	2002
	4	Gino Guidugli vs. Tulane	2001
	4	Danny McCoin at East Carolina	1987
	4	Troy Bodine vs. Akron	1984
	4	Danny Barrett vs. Louisville	1982
	4	Tim Morris at Louisiana-Lafayette	1978
	4	Greg Cook vs. Ohio	1968
	4	Greg Cook at North Texas State	1968
	4	Gene Rossi vs. Tulsa	1951
	4	Gene Rossi vs. Xavier	1950

## Pass Interceptions

1.	6	Mike Shoemaker vs. Xavier	1972
2.	5	Paul Anderson at West Virginia	1990
	5	Eric Vibberts vs. Toledo	1995
	5	Gino Guidugli vs. North Texas State	2002
	5	Dustin Grutza at Miami (OH)	2005

## SEASON RECORDS

## Passing Attempts

1.	472	Gino Guidugli	2002
2.	425	Gino Guidugli	2003
3.	411	Greg Cook	1968
4.	386	Ben Mauk	2007
5.	383	Zach Collaros	2010
6.	379	Deontey Kenner	1999
7.	369	Danny McCoin	1986
8.	350	Troy Bodine	1984
9.	342	Gino Guidugli	2004
10.	338	Tony Pike	2009

## Passing Completions

1.	258	Gino Guidugli	2002
2.	237	Danny McCoin	1986
3.	235	Ben Mauk	2007
4.	227	Gino Guidugli	2003
5.	225	Zach Collaros	2010
6.	219	Greg Cook	1968
7.	211	Tony Pike	2009
8.	210	Gino Guidugli	2004
9.	208	Deontey Kenner	1999
10.	199	Tony Pike	2008

## Passing Yards

1.	3,543	Gino Guidugli	2002
2.	3,272	Greg Cook	1968
3.	3,121	Ben Mauk	2007
4.	2,902	Zach Collaros	2010
5.	2,831	Danny McCoin	1986
6.	2,704	Gino Guidugli	2003
7.	2,633	Gino Guidugli	2004
8.	2,573	Gino Guidugli	2001
9.	2,520	Tony Pike	2009
10.	2,430	Deontey Kenner	1999

## Passing Completion Percentage (Min. 100 Att.)

1.	.750	Zach Collaros	2009
2.	.642	Danny McCoin	1986
3.	.630	Brendon Kay	2012
4.	.626	Eric Vibberts	1994
5.	.624	Tony Pike	2009
6.	.614	Gino Guidugli	2004
	.614	Tony Pike	2008
8.	.609	Dustin Grutza	2006
	.609	Ben Mauk	2007
10.	.608	Troy Bodine	1983

## Passing Yards per Completion (Min. 50 Completions)

1.	18.74	Albert Johnson	1969
2.	16.22	Gene Rossi	1951
3.	15.59	Gene Rossi	1952
4.	15.42	Zach Collaros	2009
5.	15.07	Greg Cook	1967
6.	14.98	Mike Murphy	1954
7.	14.97	Tom O'Malley	1949
8.	14.94	Greg Cook	1968
9.	14.92	Brendon Kay	2012
10.	14.71	Gene Rossi	1950

## PASSING RECORDS

## Passing Efficiency (Min. 100 Attempts)

1.	195.53	Zach Collaros.....	2009
3.	163.07	Brendon Kay .....	2012
3.	151.85	Nick Davila .....	2006
4.	150.64	Ben Mauk .....	2007
5.	149.82	Tony Pike .....	2009
6.	149.74	Gene Rossi .....	1952
7.	146.48	Gino Guidugli .....	2004
8.	139.67	Troy Bodine .....	1983
9.	137.80	Danny McCoin .....	1985
10.	137.52	Gino Guidugli .....	2001

## Passing Touchdowns

1.	31	Ben Mauk .....	2007
2.	29	Tony Pike .....	2009
3.	26	Zach Collaros.....	2010
	26	Gino Guidugli .....	2004
5.	25	Greg Cook .....	1968
6.	22	Gino Guidugli .....	2002
7.	19	Tony Pike .....	2008
8.	17	Danny Barrett .....	1982
9.	16	Gino Guidugli .....	2001
	16	Tom O'Malley .....	1949

## Pass Interceptions

1.	21	Gino Guidugli .....	2002
2.	20	Troy Bodine .....	1984
3.	19	Eric Vibberts .....	1995
4.	17	Greg Cook .....	1968
5.	16	Lance Harp .....	1992
6.	15	Deontey Kenner .....	1999
	15	Tom O'Malley .....	1949
	15	Gene Rossi .....	1951
9.	14	Zach Collaros.....	2010
	14	Paul Anderson.....	1991
	14	Mike Shoemaker.....	1972
	14	Greg Cook .....	1967

## Passing Touchdown-Interception Margin

1.	+23	Tony Pike .....	2009
2.	+22	Ben Mauk .....	2007
3.	+18	Gino Guidugli .....	2004
4.	+12	Zach Collaros.....	2010
5.	+8	Brendon Kay .....	2012
	+8	Tony Pike .....	2008
	+8	Greg Cook .....	1968
8.	+7	Danny McCoin .....	1985
	+7	Gino Guidugli .....	2001
	+7	Danny McCoin .....	1985

## CAREER RECORDS

## Passing Attempts

1.	1,556	Gino Guidugli .....	2001-04
2.	922	Deontey Kenner .....	1997-2000
3.	899	Danny McCoin .....	1984-87
4.	788	Lance Harp .....	1991-93
5.	682	Tony Pike .....	2007-09
6.	658	Danny Barrett .....	1980-82
7.	655	Greg Cook .....	1966-68
8.	646	Dustin Grutza .....	2005-08
9.	559	Troy Bodine .....	1983-84
10.	511	Zach Collaros.....	2008-10

## Passing Completions

1.	880	Gino Guidugli .....	2001-04
2.	544	Danny McCoin .....	1984-87
3.	498	Deontey Kenner .....	1997-2000
4.	421	Tony Pike .....	2007-09
5.	397	Lance Harp .....	1991-93



GINO GUIDUGLI

6.	388	Dustin Grutza .....	2005-08
7.	352	Danny Barrett .....	1980-82
8.	332	Greg Cook .....	1966-68
9.	319	Zach Collaros.....	2008-10
10.	298	Troy Bodine .....	1983-84

## Completion Percentage (Min. 200 Att.)

1.	.624	Zach Collaros.....	2008-10
2.	.617	Tony Pike .....	2007-09
3.	.609	Ben Mauk .....	2007
4.	.605	Danny McCoin .....	1984-87
5.	.601	Dustin Grutza .....	2005-08
6.	.566	Gino Guidugli .....	2001-04
7.	.557	Eric Vibberts .....	1993-95
8.	.551	Jack Lee .....	1957-59
9.	.540	Deontey Kenner .....	1997-2000
	.540	Glenn Farkas .....	1987-90

## Passing Yards

1.	11,453	Gino Guidugli .....	2001-04
2.	6,801	Danny McCoin .....	1984-87
3.	6,278	Deontey Kenner .....	1997-2000
4.	5,018	Tony Pike .....	2007-09
5.	4,906	Greg Cook .....	1966-68
6.	4,803	Lance Harp .....	1991-93
7.	4,476	Dustin Grutza .....	2005-078
8.	4,407	Danny Barrett .....	1979-82
9.	4,338	Zach Collaros.....	2008-10
10.	4,003	Gene Rossi .....	1950-52

## Passing Yards Per Completion (Min. 100 Comp.)

1.	16.18	Mike Murphy .....	1953-55
2.	15.86	Albert Johnson.....	1969-71
3.	15.58	Gene Rossi .....	1949-52
4.	14.78	Greg Cook .....	1966-68
5.	14.38	Tom O'Malley .....	1947-49
6.	14.33	Brig Owens .....	1963-64
7.	14.09	Munchie Legaux.....	2010-pres
8.	13.84	Tony Kapetanis .....	1977-79
9.	13.82	Chad Plummer.....	1995-98
10.	13.59	Zach Collaros.....	2008-10

## Longest Pass Play

1.	95	Greg Cook to Tom Rossley vs. Louisville (TD) .....	1968
2.	91	Eric Vibberts to James Scott vs. East Carolina (TD) .....	1994
3.	83	Brendon Kay to Travis Kelce vs. Duke (TD) .....	2012
	83	Nick Davila to Brent Celek vs. Rutgers (TD) .....	2006
5.	82	Eric Vibberts to Robert Tate vs. Kansas (TD) .....	1995
	82	Brig Owens to Errol Prisby vs. Dayton (TD) .....	1964
7.	81	Zach Collaros to Armon Binns at Syracuse (TD).....	2009
8.	80	Gino Guidugli to Hannibal Thomas vs. Southern Miss.....	2004
	80	Lance Harp to Marlon Pearce vs. Rutgers (TD) .....	1992
	80	Danny McCoin to Jason Stargel vs. Wichita State (TD) .....	1986
	80	Albert Johnson to Denny Jackson vs. Miami (OH) (TD).....	1969
	80	Ben Mauk to Marcus Barnett vs. San Diego State (TD) .....	2007

## Touchdown Passes

1.	78	Gino Guidugli .....	2001-04
2.	49	Tony Pike .....	2007-09
3.	39	Danny McCoin .....	1984-87
4.	37	Gene Rossi .....	1949-52
5.	36	Zach Collaros.....	2008-10
6.	34	Greg Cook .....	1966-68
7.	31	Ben Mauk .....	2007
	31	Deontey Kenner .....	1997-2000
9.	30	Tom O'Malley .....	1947-49
10.	29	Dustin Grutza .....	2005-08

## Pass Interceptions

1.	48	Gino Guidugli .....	2001-04
2.	37	Deontey Kenner .....	1997-2000
	37	Danny Barrett .....	1979-82
4.	35	Greg Cook .....	1966-68
5.	34	Gene Rossi .....	1949-52
	34	Tony Kapetanis .....	1977-79
7.	33	Lance Harp .....	1991-93
8.	28	Troy Bodine .....	1983-84
	28	Henry Miller.....	1973-76
10.	27	Eric Vibberts .....	1993-95

## Passing Touchdown-Interception Margin

1.	+30	Gino Guidugli .....	2001-04
2.	+29	Tony Pike .....	2007-09
3.	+22	Ben Mauk .....	2007
4.	+20	Zach Collaros.....	2008-10
5.	+13	Danny McCoin .....	1984-87

## Consecutive 250+ Yard Passing Games

1.	8	Greg Cook .....	1968
----	---	-----------------	------



GREG COOK

## 250-YARD PASSING GAMES

Rk	Yds	Name	Opponent	Date
1.	554	Greg Cook	vs. Ohio	11/16/68
2.	480	Zach Collaros	vs. Connecticut	11/07/09
3.	463	Zach Collaros	vs. USF	10/22/10
4.	431	Ben Mauk	at Syracuse	11/24/07
5.	407	Deontey Kenner	at Southern Miss.	10/23/99
	407	Greg Cook	vs. Miami (OH)	11/23/68
7.	399	Tony Pike	vs. Illinois	11/27/09
	399	Danny McCoin	vs. Miami (OH)	09/26/87
9.	396	Greg Cook	vs. Louisville	11/09/68
10.	389	Zach Collaros	at USF	10/22/11
11.	377	Gino Guidugli	vs. USF	11/20/04
12.	376	Munchie Legaux	vs. Virginia Tech	09/29/12
13.	373	Troy Bodine	vs. Akron	09/08/84
14.	366	Zach Collaros	vs. Rutgers	11/20/10
15.	362	Tony Pike	at Rutgers	09/07/09
16.	353	Gino Guidugli	vs. Miami (OH)	10/05/02
17.	352	Greg Cook	at Houston	10/04/68
18.	351	Deontey Kenner	vs. UAB	11/04/00
19.	350	Gino Guidugli	at Army	10/09/04
	350	Danny McCoin	at Virginia Tech	09/06/86
21.	348	Gino Guidugli	at Memphis	11/24/01
	348	Deontey Kenner	at Syracuse	10/10/98
23.	343	Deontey Kenner	at Ohio State	09/25/99
24.	338	Danny McCoin	vs. Tennessee Tech	10/31/87
25.	336	Gino Guidugli	vs. Louisville	11/28/03
26.	335	Danny McCoin	at Rutgers	09/20/86
27.	334	Ben Mauk	vs. Southern Miss.	12/22/07
28.	332	Brendon Kay	vs. Duke	12/27/12
	332	Tony Pike	at Oregon State	09/19/09
	332	Gino Guidugli	vs. Rhode Island	11/08/03
31.	324	Gino Guidugli	vs. Ohio State	09/21/02
	324	Ben Mauk	vs. Louisville	10/24/07
33.	323	Ben Mauk	vs. West Virginia	11/17/07
34.	321	Gino Guidugli	vs. Temple	09/20/03
	321	Troy Bodine	vs. Oklahoma State	09/17/83
36.	320	Tony Pike	at Akron	09/27/08
37.	317	Gino Guidugli	at Houston	10/20/01
38.	314	Troy Bodine	vs. Temple	10/08/83
39.	312	Gino Guidugli	at Temple	09/28/02
	312	Gino Guidugli	vs. Tulane	10/06/01
41.	311	Gino Guidugli	at Army	09/08/01
	311	Danny Barrett	vs. Louisville	09/11/82
43.	310	Zach Collaros	at NC State	09/16/10
	310	Greg Cook	at Wichita State	10/19/68
45.	309	Tony Pike	vs. Pittsburgh	11/22/08
46.	308	Gino Guidugli	at Southern Miss.	11/06/04
	308	Lance Harp	vs. Louisville	10/31/92
	308	Greg Cook	vs. Tampa	10/12/68
49.	305	Zach Collaros	vs. Oklahoma	09/25/10
	303	Danny McCoin	vs. Kentucky	09/27/86
51.	302	Tony Pike	at Pittsburgh	12/05/09
	302	Eric Vibberts	vs. Toledo	09/30/95
52.	301	Troy Bodine	at Louisville	09/24/83
53.	300	Tony Pike	vs. Fresno State	09/26/09
	300	Gino Guidugli	vs. UAB	10/02/04
55.	297	Deontey Kenner	vs. Houston	11/14/98
56.	296	Dustin Grutza	vs. Eastern Kentucky	08/28/08
57.	295	Zach Collaros	at Syracuse	10/31/09
	295	Gino Guidugli	at Louisville	10/27/01
59.	294	Eric Vibberts	at Kansas	09/02/95
60.	290	Dustin Grutza	at Miami (OH)	09/15/07
61.	288	Zach Collaros	at Connecticut	11/27/10
	287	Gino Guidugli	vs. TCU	09/02/02
63.	286	Dustin Grutza	at Penn State	09/10/05

Rk	Yds	Name	Opponent	Date
64.	283	Gino Guidugli	vs. Toledo	12/29/01
	283	Lance Harp	vs. East Carolina	11/23/91
66.	282	Jack Lee	at Tulsa	11/07/59
67.	281	Tony Pike	vs. USF	10/30/08
	281	Deontey Kenner	at Memphis	10/17/98
69.	277	Nick Davila	vs. Rutgers	11/18/06
70.	277	Gene Rossi	vs. Tulsa	09/29/51
71.	276	Ben Mauk	vs. Connecticut	11/10/07
72.	275	Zach Collaros	at Louisville	10/15/10
	275	Gino Guidugli	vs. West Virginia	09/14/02
	275	Jack Lee	vs. Marquette	11/14/59
75.	272	Tony Pike	vs. Syracuse	11/29/08
	272	Gino Guidugli	at Memphis	11/22/03
77.	271	Art Bailey	at Southern Miss.	10/02/76
78.	270	Tony Pike	at Miami (OH)	10/03/09
79.	268	Adam Hoover	vs. Houston	10/07/00
	268	Danny McCoin	at East Carolina	10/10/87
	268	Danny McCoin	vs. Miami (OH)	09/13/86
	268	Danny McCoin	vs. Indiana State	11/01/8
	268	Danny McCoin	at Youngstown State	09/14/85
84.	266	Troy Bodine	vs. Youngstown State	09/15/84
85.	263	Zach Collaros	vs. NC State	09/22/11
	264	Greg Cook	at North Texas State	11/02/68
87.	262	Munchie Legaux	vs. Fordham	10/13/12
	262	Greg Cook	vs. Tulsa	10/26/68
89.	261	Chad Plummer	vs. Tulane	08/30/96
	261	Greg Cook	at Texas Tech	09/21/68
91.	260	Deontey Kenner	at Houston	10/09/99
	260	Danny McCoin	at East Carolina	11/15/86
93.	258	Gino Guidugli	vs. Miami (OH)	09/11/04
94.	256	Paul Anderson	at West Virginia	10/13/90
95.	257	Ben Mauk	at San Diego State	09/29/07
	257	Ben Mauk	at Rutgers	10/06/07
97.	256	Glenn Farkas	at Rutgers	10/01/88
	256	Tom O'Malley	vs. Western Michigan	10/08/49
99.	255	Gene Rossi	vs. West Texas State	10/27/51
100.	254	Gino Guidugli	at TCU	11/15/03
	254	Danny McCoin	at Penn State	10/11/86
	254	Tom O'Malley	vs. Case-Western Reserve	10/22/49
103.	253	Zach Collaros	vs. Louisville	10/24/09
104.	252	Tim Morris	vs. Tulsa	10/21/78
105.	251	Brendon Kay	vs. Rutgers	11/17/12
	251	Zach Collaros	at Miami (OH)	10/01/11
107.	250	Tony Pike	at Louisville	11/14/08
	250	Chad Plummer	vs. Boston College	10/12/96
	250	Eric Vibberts	at Rutgers	10/15/94
	250	Danny McCoin	at Louisville	10/19/85

## RECEIVING RECORDS

## YEAR-BY-YEAR LEADERS

Year	Player	Rec.	Yards	TD
1947	Alkie Richards	18	400	4
1948	Joe Hawk	20	263	2
1949	Jim Kelly	42	468	2
1950	Jim Kelly	29	455	9
1951	Dick Jarvis	31	554	5
1952	Dom Del Bene	28	372	1
1953	Glen Dillhoff	13	265	2
1954	Ferd Maccioli	13	179	0
1955	Jim Niemann	9	177	0
1956	Gene Johnson	9	200	3
1957	Don Reinhold	9	90	0
1958	Joe Morrison	27	303	3
1959	Ed Kovac	31	332	5
1960	Fred Oblak	23	386	2
1961	Jim Paris	16	185	1
1962	Jim Curry	12	167	0
	Phil Higgins	12	117	0
	Frank Shaut	12	197	1
1963	Jim Curry	39	621	3
1964	Al Nelson	13	133	0
1965	Mike Turner	8	76	2
1966	Ed Ford	25	279	0
1967	Jim O'Brien	26	547	4
1968	Tom Rossley	80	1,072	4
1969	Jim O'Brien	34	631	5
1970	Rod Warren	13	204	1
1971	Steve Cowan	15	226	1
1972	Zeke Harden	29	330	1
1973	Jim Kelly	20	215	0
1974	Jim Kelly	25	345	1
1975	Jim Kelly	31	404	0
1976	Napolean Outlaw	20	309	0
1977	Napolean Outlaw	14	223	2
1978	Allen Harvin	21	150	1
1979	Aaron Hagans	27	531	0
1980	Ralph Williams	34	418	1
1981	Deno Foster	22	427	3
1982	Bill Booze	36	571	3
1983	Don Goodman	51	343	1
1984	Deno Foster	49	754	7
1985	Joe Hice	27	358	1
1986	Joe Hice	44	584	1
1987	Bill Davis	41	626	4
1988	Al McKinney	31	199	2
1989	Bryant Hatcher	34	520	2
1990	Joe Koynock	44	496	4
1991	Marlon Pearce	42	758	4
1992	Marlon Pearce	56	891	5
1993	Albert Sweet	29	460	6
1994	Anthony Ladd	35	446	3
1995	Robert Tate	46	895	5
1996	Robert Tate	23	247	2
1997	Cornelius Bonner	27	366	1
1998	Chad Plummer	61	852	0
1999	Tony Smikle	45	429	3
2000	Antonio Chatman	46	609	2
2001	LaDaris Vann	73	902	3
2002	LaDaris Vann	71	844	5
2003	George Murray	30	270	0
2004	Hannibal Thomas	64	1,028	9
2005	Derek Ross	33	338	1
2006	Dominick Goodman	40	452	5
2007	Dominick Goodman	68	869	8
2008	Dominick Goodman	84	1,028	7
2009	Mardy Gilyard	87	1,191	11
2010	Armon Binns	75	1,101	10
2011	Anthony McClung	49	683	6
2012	Travis Kelce	45	722	8

## GAME RECORDS

Receptions	
1.	13 Tom Rossley vs. Wichita State.....1968
	13 Jon Olinger vs. Miami (OH) .....2002
3.	12 Armon Binns vs. USF .....2010
	12 Mardy Gilyard vs. Connecticut .....2009
	12 LaDaris Vann vs. Tulane.....2002
	12 LaDaris Vann vs. Army.....2001
	12 Zeke Harden vs. North Texas State .....1972

## Receiving Yards

1.	254 Tom Rossley vs. Louisville.....1968
2.	240 Jon Olinger vs. Miami (OH) .....2002
3.	212 Jim O'Brien vs. Ohio.....1968
4.	210 Marcus Barnett vs. West Virginia .....2007
5.	196 Jim O'Brien vs. Tampa.....1968
6.	194 Jon Olinger at East Carolina .....2002
7.	185 Marlon Pearce vs. Louisville .....1992
8.	183 Marlon Pearce vs. East Carolina .....1991
9.	177 Robert Tate at Kansas .....1995
10.	175 Armon Binns at Louisville.....2010
	175 Hannibal Thomas vs. Miami (OH) .....2004
	175 Marlon Pearce vs. Akron .....1992

## Receiving Touchdowns

1.	3 Armon Binns at Louisville.....2010
	3 Marcus Barnett vs. Syracuse.....2007
	3 Hannibal Thomas vs. Southern Miss.....2004
	3 Jon Olinger at East Carolina .....2002
	3 Deno Foster at Louisville .....1983
	3 Jim O'Brien vs. Tampa.....1968

## SEASON RECORDS

Receptions	
1.	87 Mardy Gilyard.....2009
2.	84 Dominick Goodman.....2008
3.	81 Mardy Gilyard.....2008
4.	80 Tom Rossley.....1968
5.	75 Armon Binns .....2010
6.	73 LaDaris Vann .....2001
7.	71 LaDaris Vann .....2002
8.	68 Dominick Goodman.....2007
9.	64 Hannibal Thomas .....2004
10.	62 Marcus Barnett.....2007

## Receiving Yards

1.	1,276 Mardy Gilyard.....2008
2.	1,191 Mardy Gilyard.....2009
3.	1,114 Jon Olinger.....2002
4.	1,107 Jim O'Brien .....1968
5.	1,101 Armon Binns .....2010
6.	1,072 Tom Rossley.....1968
7.	1,028 Dominick Goodman.....2008
	1,028 Hannibal Thomas .....2004
9.	902 LaDaris Vann .....2001
10.	895 Robert Tate.....1995

## Yards Per Reception (Min. 20 Rec.)

1.	25.16 Jim O'Brien .....1968
2.	21.75 Jason Stargel .....1985
3.	21.25 Jason Stargel .....1983
4.	21.04 Jim O'Brien .....1969
5.	20.62 Jon Olinger.....2002
6.	19.67 Aaron Hagans .....1979
7.	19.48 Anthony Ladd .....1996
8.	19.46 Robert Tate.....1995
9.	19.41 Deno Foster.....1981
10.	19.19 Jason Stargel .....1986

## Touchdown Receptions

1.	13 Marcus Barnett.....2007
2.	12 Jim O'Brien .....1968
3.	11 Armon Binns .....2009
	11 Mardy Gilyard.....2009
	11 Mardy Gilyard.....2008
6.	10 Armon Binns .....2010
7.	9 Hannibal Thomas .....2004
	9 Jim Kelly.....1950
9.	8 Travis Kelce.....2012
	8 Brent Celek.....2004
	8 Dominick Goodman.....2007

## CAREER RECORDS

## Receptions

1.	204 Mardy Gilyard.....2005; 2007-09
	204 Dominick Goodman.....2005-08
	204 LaDaris Vann .....1999-2002
4.	159 D.J. Woods.....2008-11
5.	138 Armon Binns .....2007-10
6.	135 Tye Keith.....1999-2002
7.	127 Marcus Barnett .....2007-10
8.	125 Marlon Pearce.....1990-92
9.	117 Mardy Gilyard.....2006-08
10.	111 Roosevelt Mukes .....1985-88

## Receiving Yards

1.	3,003 Mardy Gilyard.....2005; 2007-09
2.	2,512 Dominick Goodman.....2005-08
3.	2,483 LaDaris Vann .....1999-2002
4.	2,285 Jim O'Brien .....1967-69
5.	2,156 D.J. Woods.....2008-11
6.	2,096 Marlon Pearce.....1990-92
7.	2,088 Jason Stargel .....1982-86
8.	2,008 Armon Binns .....2007-10
9.	1,849 Deno Foster.....1981-84
10.	1,832 Tye Keith.....1999-2002

## Yards Per Reception (Min. 50 Rec.)

1.	21.97 Jim O'Brien .....1967-69
2.	19.70 Jason Stargel .....1982-86
3.	18.75 Jon Olinger.....1999-2002
4.	18.48 Glen Dillhoff.....1951-54
5.	18.11 Denny Jackson.....1968-69
6.	17.12 Deno Foster.....1981-84
7.	16.96 Dick Jarvis.....1950-51
8.	16.77 Marlon Pearce.....1990-92
9.	16.76 Hannibal Thomas .....2003-04
10.	15.50 Mardy Gilyard.....2005-08

## Touchdown Receptions

1.	25 Mardy Gilyard.....2005; 2007-09
2.	22 Dominick Goodman.....2005-08
3.	21 Armon Binns .....2007-10
	21 Jim O'Brien .....1967-69
5.	17 Marcus Barnett .....2007-10
	17 Deno Foster.....1981-84
7.	14 D.J. Woods.....2008-11
	14 Brent Celek.....2003-06
	14 LaDaris Vann .....1999-2002
	14 Jon Olinger.....1999-2002

## Consecutive Games With A Reception

1.	46 LaDaris Vann .....1999-2002
2.	33 Jason Stargel .....1982-86
3.	32 Dominick Goodman.....2005-08
4.	27 Tye Keith.....2000-02
5.	26 Jon Olinger.....2001-02



## RECEIVING RECORDS

Rk	Yds	Name	Opponent	Date	Rk	Yds	Name	Opponent	Date
1.	254	Tom Rossley	vs. Louisville	11/09/68	79.	123	Travis Kelce	vs. Duke	12/27/12
2.	240	Jon Olinger	vs. Miami (OH)	10/05/02		123	Glen Dillhoff	at Case-Western Rsrv.	11/01/52
3.	212	Jim O'Brien	vs. Ohio	11/16/68	81.	122	Damon Bryant	at Virginia Tech	10/19/91
4.	210	Marcus Barnett	vs. West Virginia	11/17/07	82.	120	Joe Koynock	at East Carolina	10/20/90
5.	196	Jim O'Brien	vs. Tampa	10/12/68		120	Jim O'Brien	vs. Wichita State	10/18/69
6.	194	Jon Olinger	at East Carolina	12/06/02		120	Joe Koynock	at West Virginia	10/13/90
7.	185	Marlon Pearce	vs. Louisville	10/31/92		120	Denny Jackson	at Tulsa	10/25/69
8.	183	Marlon Pearce	vs. East Carolina	11/23/91	86.	119	Mardy Gilyard	at Oklahoma	09/06/08
9.	177	Mardy Gilyard	vs. Fresno State	09/26/09		119	Antonio Chatman	at Wisconsin	09/16/00
	177	Robert Tate	vs. Toledo	09/30/95		119	Fred Oblak	at Tulsa	11/07/59
11.	175	Armon Binns	at Louisville	10/15/10		119	Cornelius Bonner	at Syracuse	10/10/98
	175	Marlon Pearce	vs. Akron	11/21/92		119	Roosevelt Mukes	vs. Tennessee Tech	10/31/87
	175	Hanibal Thomas	vs. Miami (OH)	09/11/04		119	Fred Oblak	vs. Miami (OH)	11/17/60
14.	174	Marcus Barnett	vs. USF	10/22/10	92.	118	Mardy Gilyard	at Pittsburgh	12/05/09
15.	173	Hanibal Thomas	at Memphis	11/22/03	93.	117	D.J. Woods	at Oregon State	09/19/09
16.	172	Mardy Gilyard	vs. Connecticut	11/07/09		117	Jim O'Brien	vs. Miami (OH)	11/23/68
17.	171	D.J. Woods	vs. Oklahoma	09/25/10		117	Jason Stargell	vs. Temple	10/08/83
18.	169	Robert Tate	at Kansas	09/02/95	96.	116	Marlon Pearce	at Kentucky	11/02/91
19.	168	Hanibal Thomas	vs. Southern Miss.	11/06/04		116	Jim O'Brien	at Texas Tech	09/21/68
20.	166	Derrick Stewart	at Connecticut	11/25/06	98.	115	Armon Binns	at West Virginia	11/13/10
21.	165	Robert Tate	vs. Troy State	11/05/94		115	Armon Binns	vs. Miami (OH)	10/09/10
	165	Jason Stargell	vs. Kentucky	09/27/86		115	Anthony Ladd	vs. Syracuse	09/10/94
23.	163	Denny Jackson	vs. Miami (OH)	11/22/69		115	Jim O'Brien	vs. North Texas State	10/28/67
24.	162	Hanibal Thomas	vs. USF	11/20/04	102.	114	Kenbrell Thompkins	at USF	10/22/11
	162	Jim Curry	at Tulsa	10/12/63		114	Mardy Gilyard	vs. Syracuse	11/29/08
26.	160	Chad Plummer	vs. Miami (FL)	09/12/98		114	Jim O'Brien	vs. Miami (OH)	11/18/67
	160	Cornelius Bonner	at Louisville	10/03/98	105.	113	Dick Jarvis	vs. West Texas State	10/27/51
28.	158	Armon Binns	vs. USF	10/22/10	106.	112	Isaiah Pead	at Syracuse	11/26/11
	158	Mardy Gilyard	vs. Virginia Tech	01/01/09		112	Tye Keith	vs. Houston	10/07/00
30.	155	Deno Foster	vs. Louisville	09/11/82	108.	111	DJ Woods	at Tennessee	09/10/11
31.	153	Tom Rossley	vs. Ohio	11/16/68		111	Mardy Gilyard	vs. SEMO	09/12/09
32.	149	Ben Guidugli	vs. Illinois	11/27/09		111	LaDaris Vann	at Houston	10/09/99
	149	Deno Foster	vs. Akron	09/08/84		111	Deno Foster	vs. Youngstown State	09/25/82
34.	148	Tom Rossley	at Wichita State	10/19/68	112.	110	Anthony McClung	vs. Duke	12/27/12
	148	Marlon Pearce	at East Carolina	10/17/92		110	Mardy Gilyard	vs. Pittsburgh	11/22/08
36.	146	D.J. Woods	at NC State	09/16/10		110	Tom Rossley	vs. Tulsa	10/26/68
	146	Mardy Gilyard	at Akron	09/27/08		110	Tom Rossley	at Tulsa	10/21/67
	146	Jim Curry	at Indiana	10/26/63		110	Bob Stratton	vs. Xavier	11/18/50
39.	145	Jason Stargell	at Wichita State	10/25/86	117.	109	Dominick Goodman	vs. Western Michigan	01/06/07
40.	144	Dominick Goodman	vs. Eastern Kentucky	08/28/08		109	Jim O'Brien	vs. Louisville	11/09/68
	144	Jon Olinger	at Memphis	11/24/01		109	Connor Barwin	at Miami (OH)	09/15/07
42.	143	Robert Tate	at Northern Illinois	10/28/95	120.	108	Armon Binns	vs. Connecticut	11/07/09
43.	142	Anthony McClung	vs. Connecticut	12/03/11		108	Jim Kelly	at Kentucky	10/29/49
	142	Napoleon Outlaw	at Southern Miss.	10/02/76		108	Tom Rossley	at Houston	10/04/68
45.	141	LaDaris Vann	at Temple	09/28/02		108	Ed Ford	vs. Miami (OH)	11/26/66
	141	Bill Booze	vs. Oklahoma State	09/17/83	124.	107	Armon Binns	at Connecticut	11/27/10
	141	Dominick Goodman	vs. Louisville	10/13/07		107	LaDaris Vann	at East Carolina	11/13/99
48.	139	Armon Binns	vs. Rutgers	11/20/10	126.	106	Zeke Harden	at North Texas State	11/04/72
49.	138	Armon Binns	at Syracuse	10/31/09		106	LaDaris Vann	at Ohio State	09/25/99
	138	Hanibal Thomas	vs. Army	10/09/04	128.	105	Antonio Chatman	vs. Louisville	11/06/99
	138	Cornelius Bonner	vs. Houston	11/14/98		105	Jim O'Brien	at Wichita State	10/19/68
52.	137	D.J. Woods	vs. USF	10/22/10	130.	104	Armon Binns	at Pittsburgh	12/05/09
53.	136	Mardy Gilyard	at Hawai'i	12/06/08		104	Jason Collins-Baker	vs. Kent State	09/04/99
	136	Tom Rossley	vs. Miami (OH)	11/23/68		104	Cornelius Bonner	at Tulane	09/06/97
55.	134	Kenbrell Thompkins	vs. Virginia Tech	09/29/12		104	Harold Lee	vs. Louisville	11/20/76
	134	Dominick Goodman	at Louisville	11/14/08	134.	103	Bill Davis	at West Virginia	10/17/87
	134	Mardy Gilyard	vs. SE Missouri St.	08/30/07		103	LaDaris Vann	vs. East Carolina	11/10/01
	134	LaDaris Vann	at Army	09/08/01		103	Derick Ross	at Miami (OH)	09/27/03
59.	133	Jim O'Brien	vs. North Texas State	11/01/69		103	Aaron Hagans	at Pittsburgh	10/13/79
60.	132	Dick Jarvis	vs. Tulsa	09/29/51		103	Steve Cowan	vs. Xavier	10/09/71
61.	131	Deno Foster	at Miami (OH)	11/21/81	139.	102	Mardy Gilyard	vs. Illinois	11/27/09
62.	130	LaDaris Vann	vs. Louisville	10/27/01		102	Hanibal Thomas	vs. Marshall	12/23/04
	130	Antonio Chatman	at Southern Miss.	10/23/99		102	LaDaris Vann	vs. Purdue	09/02/01
	130	Albert Sweet	vs. Ball State	10/16/93		102	Tye Keith	at Houston	10/20/01
65.	129	Joe Hice	at Virginia Tech	09/06/86	143.	101	Travis Kelce	vs. Fordham	10/12/12
66.	128	Chad Plummer	at Army	09/19/98		101	Dominick Goodman	vs. Pittsburgh	11/22/08
	128	Jon Olinger	vs. TCU	09/02/02		101	Mardy Gilyard	vs. Eastern Kentucky	08/28/08
68.	127	Sean Stewart	vs. Ball State	10/16/93		101	Bob Milner	vs. Louisville	11/12/66
	127	Dominick Goodman	vs. Connecticut	11/10/07		101	Bill Davis	at East Carolina	10/10/87
	127	Marcus Barnett	at Syracuse	11/24/07		101	Dominick Goodman	at San Diego State	09/29/07
71.	126	Bill Booze	vs. Louisville	09/11/82	149.	100	Chad Plummer	at Memphis	10/17/98
72.	125	Bill Davis	vs. Miami (OH)	09/26/87		100	Steve Sanders	vs. Miami (OH)	09/26/87
73.	124	Deno Foster	at Temple	11/03/84		100	Robert Tate	vs. Southern Miss.	10/07/95
	124	Marlon Pearce	vs. Rutgers	11/07/92		100	Mardy Gilyard	at USF	11/03/07
	124	Bill Poland	at USF	11/19/05					
76.	124	Jim Kelly	at Miami (OH)	11/22/75					
	124	Tye Keith	vs. Tulane	10/06/01					
	124	Gene Johnson	vs. Miami (OH)	11/27/58					

## ALL-PURPOSE/TOTAL OFFENSE RECORDS

## YEAR-BY-YEAR LEADERS

Year	Player	Plays	Yards
1947	Tom O'Malley	81	634
1948	Tom O'Malley	174	885
1949	Tom O'Malley	259	1,466
1950	Gene Rossi	189	945
1951	Gene Rossi	247	1,431
1952	Gene Rossi	243	1,588
1953	Mike Murphy	123	861
1954	Mike Murphy	149	812
1955	Joe Miller *	90	399
1956	Joe Morrison	139	607
1957	Jack Lee	83	401
1958	Jack Lee	191	1,115
1959	Jack Lee	298	1,528
1960	Larry Harp	137	644
1961	Larry Harp	128	368
1962	Bruce Vogelgesang	121	425
1963	Brig Owens	245	1,530
1964	Brig Owens	258	1,448
1965	Bill Bailey *	139	694
1966	Tony Jackson	237	1,017
1967	Greg Cook	232	1,172
1968	Greg Cook	507	3,210
1969	Al Johnson	252	1,135
1970	Steve Cowan *	241	1,235
1971	Al Johnson	273	990
1972	Reggie Harrison *	173	844
1973	Reggie Harrison *	211	883
1974	Henry Miller	219	812
1975	Henry Miller	220	859
1976	Art Bailey	157	656
1977	Art Bailey	168	846
1978	Allen Harvin *	233	1,283
1979	Tony Kapetanias	317	1,460
1980	James Bettis *	212	1,106
1981	Danny Barrett	266	1,182
1982	Danny Barrett	398	2,181
1983	Troy Bodine	252	1,551
1984	Troy Bodine	413	2,076
1985	Danny McCoin	247	1,398
1986	Danny McCoin	439	2,585
1987	Danny McCoin	328	1,950
1988	Glenn Farkas	256	1,183
1989	Glenn Farkas	236	999
1990	Paul Anderson	345	1,556
1991	Lance Harp	255	1,469
1992	Lance Harp	347	1,818
1993	Lance Harp	353	1,622
1994	Eric Vibberts	213	1,231
1995	Eric Vibberts	292	1,738
1996	Chad Plummer	298	1,586
1997	Chad Plummer	339	1,784
1998	Deontey Kenner	295	2,067
1999	Deontey Kenner	433	2,642
2000	Deontey Kenner	292	1,750
2001	Gino Guidugli	364	2,498
2002	Gino Guidugli	541	3,570
2003	Gino Guidugli	501	2,870
2004	Gino Guidugli	385	2,723
2005	Dustin Grutza	406	1,827
2006	Dustin Grutza	310	1,878
2007	Ben Mauk	486	3,498
2008	Tony Pike	380	2,454
2009	Tony Pike	369	2,526
2010	Zach Collaros	504	3,104
2011	Zach Collaros	356	2,174
2012	Munchie Legaux	285	2,051

\* - denotes running back, others are quarterbacks



## ALL-PURPOSE YARDS (Rushing, Receiving and Returns)

## Game

1.	381	Mardy Gilyard at Pittsburgh .....	2009
2.	365	Mardy Gilyard at Oklahoma .....	2008
3.	333	Robert Tate at Kansas .....	1995
4.	316	Robert Tate vs. Toledo .....	1995
5.	306	Bob Hynes vs. Case-Western Reserve .....	1923
6.	303	Mardy Gilyard vs. Connecticut .....	2009
7.	294	Clem Turner vs. Kansas State .....	1966
8.	291	D.J. Woods vs. Rutgers .....	2010
	288	Reggie Taylor vs. Miami (OH) .....	1986
10.	283	D.J. Woods, vs. Oklahoma .....	2010
	283	LaDaris Vann at East Carolina .....	1999

## Season

1.	2,690	Mardy Gilyard .....	2009
2.	2,280	Mardy Gilyard .....	2008
3.	1,859	D.J. Woods .....	2010
4.	1,729	DeMarco McCleskey .....	2002
5.	1,685	Robert Tate .....	1995
6.	1,652	Isaiah Pead .....	2011
7.	1,643	Reggie Taylor .....	1986
8.	1,572	Roger Stephens .....	1947
9.	1,471	Reggie Taylor .....	1985
10.	1,461	Allen Harvin .....	1978

## Career

1.	5,945	Mardy Gilyard .....	2005-09
2.	5,322	Reggie Taylor .....	1983-86
3.	4,113	DeMarco McCleskey .....	1998, 2000-02
4.	4,104	Isaiah Pead .....	2008-11
5.	4,036	Al McKinney .....	1985-88
6.	3,738	Dominick Goodman .....	2005-08
7.	3,663	Allen Harvin .....	1978-82
8.	3,542	Robert Cooper .....	1996-99
9.	3,405	DJ Woods .....	2008-11
10.	3,308	Robert Tate .....	1993-96

## TOTAL OFFENSE (Rushing and Passing)

## GAME RECORDS

## Total Plays

1.	65	Zach Collaros vs. Connecticut .....	2010
2.	64	Ben Mauk vs. Southern Miss. ....	2007
	64	Greg Cook vs. Ohio .....	1968
4.	63	Zach Collaros vs. USF .....	2010
5.	62	Deontey Kenner at Southern Miss. ....	1999
6.	60	Deontey Kenner at Ohio State .....	1999
7.	59	Gino Guidugli vs. UAB .....	2004
8.	58	Gino Guidugli vs. Ohio State .....	2002
	58	Deontey Kenner vs. Troy .....	1999
10.	59	Zach Collaros at Fresno State .....	2010

## Total Yards

1.	555	Zach Collaros vs. Connecticut .....	2009
2.	525	Greg Cook vs. Ohio .....	1968
3.	490	Zach Collaros vs. USF .....	2010

4.	436	Ben Mauk vs. Syracuse .....	2007
5.	426	Deontey Kenner at Southern Miss. ....	1999
6.	410	Zach Collaros at USF .....	2011
7.	412	Bob Hynes vs. Case-Western Reserve .....	1923
8.	407	Deontey Kenner at Ohio State .....	1999
9.	404	Gino Guidugli vs. Louisville .....	2003
10.	403	Munchie Legaux vs. Virginia Tech .....	2012

## SEASON RECORDS

## Total Plays

1.	541	Gino Guidugli .....	2002
2.	507	Greg Cook .....	1968
3.	504	Zach Collaros .....	2011
4.	501	Gino Guidugli .....	2003
5.	486	Ben Mauk .....	2007
6.	439	Danny McCoin .....	1986
7.	433	Deontey Kenner .....	1999
8.	413	Troy Bodine .....	1984
9.	398	Danny Barrett .....	1982
10.	385	Gino Guidugli .....	2004

## Total Yards

1.	3,570	Gino Guidugli .....	2002
2.	3,498	Ben Mauk .....	2008
3.	3,210	Greg Cook .....	1968
4.	3,104	Zach Collaros .....	2011
5.	2,870	Gino Guidugli .....	2003
6.	2,723	Gino Guidugli .....	2004
7.	2,642	Deontey Kenner .....	1999
8.	2,585	Danny McCoin .....	1986
9.	2,498	Gino Guidugli .....	2001
10.	2,454	Tony Pike .....	2008

## CAREER RECORDS

## Total Plays

1.	1,791	Gino Guidugli .....	2001-04
2.	1,091	Danny McCoin .....	1984-87
3.	1,051	Zach Collaros .....	2008-11
4.	1,035	Deontey Kenner .....	1997-2000
5.	955	Lance Harp .....	1991-93
6.	892	Danny Barrett .....	1979-82
7.	869	Dustin Grutza .....	2005-08
8.	876	Reggie Taylor .....	1983-86
9.	849	Albert Johnson .....	1968-71
10.	822	Greg Cook .....	1966-68

## Total Yards

1.	11,661	Gino Guidugli .....	2001-04
2.	7,087	Zach Collaros .....	2008-11
3.	6,558	Deontey Kenner .....	1997-2000
4.	6,210	Danny McCoin .....	1984-87
5.	5,018	Tony Pike .....	2007-09
6.	4,909	Lance Harp .....	1991-93
7.	4,760	Greg Cook .....	1965-68
8.	4,476	Dustin Grutza .....	2005-08
9.	4,287	Danny Barrett .....	1979-82
10.	4,279	Chad Plummer .....	1995-98

## SCORING RECORDS

## YEAR-BY-YEAR LEADERS

YEAR-BY-YEAR LEADERS							I--PAT--I						
				1	2		Year	Player	TD	FG	1	2	Points
Year	Player	TD	FG	1	2	Points	2009	Jacob Rogers	0	13	63	0	102
1947	Alkie Richards	8	0	0	0	48	2010	Jacob Rogers	0	11	38	0	71
	Roger Stephens	8	0	0	0	48	2011	Tony Miliano	0	17	47	0	98
1948	Jim Dougherty	4	0	0	0	24	2012	Tony Miliano	0	17	51	0	102
1949	Bob Stratton	6	0	0	0	36							
1950	Jim Kelly	9	0	1	0	55	<b>GAME RECORDS</b>						
1951	Bob Dougherty	11	0	0	0	66	<b>Total Points</b>						
1952	Joe Delaney	9	0	0	0	54	1.	51	Ike Stewart vs. Transylvania..... 1912				
1953	Joe Concilla	9	0	0	0	54	2.	36	Bob Heuck vs. Transylvania..... 1912				
1954	Joe Miller	11	0	0	0	66	3.	25	Jim O'Brien vs. Louisville ..... 1968				
1955	Joe Miller	3	0	0	0	18	4.	24	DeMarco McCleskey at Arkansas State ..... 1998				
	Jim Niemann	3	0	0	0	18		24	DeMarco McCleskey vs. Houston ..... 1998				
1956	Joe Morrison	7	0	0	0	42		24	David Small at Houston ..... 1993				
1957	Barry Maroney	5	0	0	0	30		24	David Small vs. Kent State..... 1992				
1958	Joe Morrison	9	0	0	1	56							
1959	Ed Kovac	15	0	0	0	90	<b>Touchdowns</b>						
1960	Fred Oblak	7	0	0	0	42	1.	8	Ike Stewart vs. Transylvania..... 1912				
1961	Fred Hynoski	3	0	0	0	18	2.	6	Bob Heuck vs. Transylvania..... 1912				
1962	Royce Starks	6	0	4	2	44	3.	5	Isaiah Pead vs. Rutgers..... 2010				
1963	Brig Owens	6	0	2	0	38		4	DeMarco McCleskey at Arkansas State ..... 1998				
	Pete Rekstis	6	0	0	1	38		4	DeMarco McCleskey vs. Houston ..... 1998				
1964	Al Nelson	13	0	0	2	82		4	David Small vs. Houston ..... 1993				
1965	Bill Bailey	7	0	0	0	42		4	David Small vs. Kent State..... 1993				
1966	Clem Turner	7	1	2	0	47							
1967	Lloyd Pate	6	0	0	1	38	<b>Extra Points Made</b>						
1968	Jim O'Brien	12	13	31	0	142	1.	12	Alonzo Weiss vs. Transylvania ..... 1912				
1969	Jim O'Brien	5	7	19	0	70	2.	9	Jacob Rogers vs. Rutgers..... 2010				
1970	Steve Cowan	9	0	0	0	54		9	Steve Schultz vs. Louisiana-Monroe ..... 1977				
1971	Reggie Harrison	9	0	0	0	54	4.	7	Tony Miliano vs. Miami (OH) ..... 2012				
1972	Reggie Harrison	6	0	0	0	36		7	Tony Miliano vs. Austin Peay..... 2011				
1973	Reggie Harrison	11	0	0	0	66		7	Tony Miliano vs. Akron ..... 2011				
1974	Dan Shepherd	0	10	25	0	55		7	Jake Rogers vs. San Diego State..... 2007				
1975	Dan Shepherd	0	15	14	0	59		7	Jake Rogers vs. Syracuse..... 2007				
1976	Steve Schultz	0	12	24	0	60		7	Kevin Lovell at Southern Miss. .... 2004				
1977	Steve Schultz	0	7	31	0	52		7	Jonathan Ruffin at Miami (OH) ..... 1999				
1978	Steve Schultz	0	11	26	0	59		7	Phil Insalaco vs. Austin Peay ..... 1988				
1979	Tony Kapetanias	11	0	0	0	66							
1980	Rich Karlis	0	10	12	0	42	<b>Field Goals Made</b>						
1981	Jim Fogler	0	7	18	0	39	1.	4	Tony Miliano at Pittsburgh ..... 2011				
1982	Jim Fogler	0	14	29	0	71		4	Jacob Rogers vs. Connecticut..... 2009				
1983	Mike Morton	0	11	21	0	54		4	Kevin Lovell at Connecticut..... 2006				
1984	Reggie Taylor	10	0	0	0	60		4	Chris Manfredini vs. Louisville..... 2003				
1985	Robert Barone	0	11	22	0	59		4	Jonathan Ruffin at Hawai'i ..... 2002				
1986	Reggie Taylor	11	0	0	0	66		4	Jonathan Ruffin at Tulane..... 2000				
1987	Phil Insalaco	0	8	26	0	50		4	Jonathan Ruffin vs. UAB ..... 2000				
1988	Phil Insalaco	0	9	22	0	49		4	Phil Insalaco vs. Indiana State ..... 1988				
1989	Chad Volland	0	9	12	0	39		4	Steve Schultz vs. Vanderbilt..... 1976				
1990	David Rowe	0	7	13	0	34							
1991	David Rowe	0	12	17	0	53	<b>SEASON RECORDS</b>						
1992	David Small	12	0	0	0	72	<b>Total Points</b>						
1993	David Small	17	0	0	0	102	1.	142	Jim O'Brien ..... 1968				
1994	Paul Blackwood	7	0	0	0	42	2.	104	Jonathan Ruffin ..... 2000				
1995	Eric Richards	0	16	27	0	75	3.	102	Tony Miliano..... 2012				
1996	Eric Richards	0	13	26	0	65		102	Jacob Rogers ..... 2009				
1997	Eric Richards	0	12	26	0	62		102	DeMarco McCleskey..... 2002				
1998	DeMarco McCleskey	11	0	0	0	66		102	David Small ..... 1993				
1999	Robert Cooper	9	0	0	0	54	7.	101	Jonathan Ruffin ..... 2002				
2000	Jonathan Ruffin	0	26	26	0	104	8.	98	Tony Miliano..... 2011				
2001	Jonathan Ruffin	0	12	36	0	72	9.	90	Isaiah Pead ..... 2011				
2002	DeMarco McCleskey	17	0	0	0	102		90	Ed Kovac..... 1959				
2003	Richard Hall	10	0	0	0	60							
2004	Kevin Lovell	0	11	39	0	72	<b>Touchdowns</b>						
2005	Bradley Glatthaar	7	0	0	0	42	1.	17	DeMarco McCleskey..... 2002				
2006	Kevin Lovell	0	18	23	0	82		17	David Small ..... 1993				
2007	Jake Rogers	0	11	51	0	84	3.	15	Isaiah Pead ..... 2011				
	Marcus Barnett	14	0	0	0	84		15	Ed Kovac..... 1959				
2008	Jacob Rogers	0	16	34	0	82	5.	14	Marcus Barnett..... 2007				

6.	13.	George Winn.....	2012
	13	Mardy Gilyard.....	2009
	13	Mardy Gilyard.....	2008
	13	Al Nelson.....	1964
10.	12	David Small.....	1992
	12	Jim O'Brien.....	1968

## Extra Points Made

1.	63	Jacob Rogers.....	2009
2.	51	Tony Miliano.....	2012
	51	Jacob Rogers.....	2007
4.	47	Tony Miliano.....	2011
5.	44	Jonathan Ruffin.....	2002
6.	39	Kevin Lovell.....	2004
7.	38	Jacob Rogers.....	2010
8.	36	Jonathan Ruffin.....	2001
9.	34	Jacob Rogers.....	2008
10.	33	Tom Dallen.....	1993

## Extra Points Attempted

1.	68	Jacob Rogers.....	2009
2.	54	Jacob Rogers.....	2007
3.	53	Tony Miliano.....	2012
4.	50	Tony Miliano.....	2011
5.	46	Jonathan Ruffin.....	2002
6.	40	Jacob Rogers.....	2010
	40	Kevin Lovell.....	2004
8.	39	Ralph Pisanelli.....	1952
9.	36	Jacob Rogers.....	2008
	36	Jonathan Ruffin.....	2001

## Extra Point Percentage (min. 20 att.)

1.	1.000	Mike Morton (21-of-21).....	1983
	1.000	Robert Barone (22-of-22).....	1985
	1.000	Steve Schultz (24-of-24).....	1976
	1.000	Phil Insalaco (26-of-26).....	1987
	1.000	Eric Richards (26-of-26).....	1996
	1.000	Jonathan Ruffin (36-of-36).....	2001
	1.000	Kevin Lovell (28-of-28).....	2006
2.	.975	Kevin Lovell (39-of-40).....	2004
3.	.964	Eric Richards (27-of-28).....	1995
4.	.963	Jonathan Ruffin (26-of-27).....	2000
	.963	Eric Richards (26-of-27).....	1997

## Field Goals Made

1.	26	Jonathan Ruffin.....	2000
2.	19	Jonathan Ruffin.....	2002
3.	18	Kevin Lovell.....	2006
4.	17	Tony Miliano.....	2012
	17	Tony Miliano.....	2011
	17	Tom Dallen.....	1993
7.	16	Jacob Rogers.....	2008
	16	Eric Richards.....	1995
9.	15	Dan Shepherd.....	1975
10.	14	Jim Fogler.....	1982

## Field Goals Attempted

1.	29	Jonathan Ruffin.....	2000
2.	28	Steve Schultz.....	1976
3.	25	Tony Miliano.....	2011
	25	Jim O'Brien.....	1968
5.	24	Eric Richards.....	1995
6.	23	Jake Rogers.....	2008
	23	Kevin Lovell.....	2006
8.	22	Tony Miliano.....	2012
	22	Jonathan Ruffin.....	2002
	22	Tom Dallen.....	1993
	22	Dan Shepherd.....	1975

## SCORING RECORDS

## Field Goal Percentage

1.	.909	Chris Manfredini (10-of-11)	2003
2.	.897	Jonathan Ruffin (26-of-29)	2000
3.	.864	Jonathan Ruffin (19-of-22)	2002
4.	.786	Jacob Rogers (11-of-14)	2010
	.786	Steve Schultz (11-of-14)	1978
5.	.783	Kevin Lovell (18-of-23)	2006

## Consecutive Games with a Field Goal

1.	11	Jonathan Ruffin	2000
2.	10	David Rowe	1991
3.	8	Jonathan Ruffin	2002
4.	7	Jonathan Ruffin	2001
	7	Jim Fogler	1982
	7	Eric Richards	1996

## Points Scored By Kicking

1.	104	Jonathan Ruffin	2000
2.	102	Tony Miliano	2012
	102	Jacob Rogers	2009
	101	Jonathan Ruffin	2002
5.	98	Tony Miliano	2011
6.	84	Jake Rogers	2007
	84	Tom Dallen	1993
8.	82	Jake Rogers	2008
	82	Kevin Lovell	2006
10.	75	Eric Richards	1995

## CAREER RECORDS

## Total Points

1.	339	Jacob Rogers	2007-10
2.	315	Jonathan Ruffin	1999-2002
3.	248	DeMarco McCleskey	1998, 2000-02
4.	247	Jim O'Brien	1967-69
5.	203	Steve Schultz	1976-79
6.	202	Eric Richards	1994-97
7.	200	Tony Miliano	2011-pres.
8.	198	Isaiah Pead	2008-11
	198	David Small	1991-93
10.	184	Kevin Lovell	2004-06

## Touchdowns

1.	41	DeMarco McCleskey	1998, 2000-02
2.	33	David Small	1991-93
3.	27	Reggie Harrison	1971-73
4.	33	Isaiah Pead	2008-11
5.	31	Mardy Gilyard	2005-09
6.	26	Reggie Taylor	1983-86
	26	Bob Heuck	1910-12
8.	22	Dominick Goodman	2005-08
9.	21	Armon Binns	2007-10
	21	Jim O'Brien	1967-69
	21	Joe Morrison	1956-58
	21	Joe Concilla	1951-53
	21	Bradley Glatthaar	2004-07

## Extra Points Made

1.	186	Jacob Rogers	2007-10
	129	Jonathan Ruffin	1999-2002
3.	98	Tony Miliano	2011-pres.
	98	Steve Schultz	1976-79
5.	85	Kevin Lovell	2004-06
6.	79	Eric Richards	1994-97
7.	76	Phil Insalaco	1986-88
8.	61	Jim O'Brien	1967-69
9.	51	Tom Dallen	1993-94
10.	50	Ralph Pisanelli	1952-53

## Extra Points Attempted

1.	195	Jacob Rogers	2007-10
2.	134	Jonathan Ruffin	1999-2002
3.	103	Tony Miliano	2011-pres.
	103	Steve Schultz	1976-79
5.	86	Kevin Lovell	2004-06
6.	81	Eric Richards	1994-97
7.	79	Phil Insalaco	1986-88
8.	68	Jim O'Brien	1967-69
9.	66	Ralph Pisanelli	1952-53
10.	54	Jim Fogler	1981-82

## Extra Point Percentage (Min. 30 Att.)

1.	.988	Kevin Lovell (85-of-86)	2004-06
2.	.978	Eric Richards (89-of-91)	1994-97
3.	.974	Mike Morton (37-of-38)	1983-84
4.	.963	Jonathan Ruffin (129-of-134)	1999-2002
5.	.962	Tom Dallen (51-of-53)	1993-94
	.962	Phil Insalaco (76-of-79)	1986-88

## Consecutive Extra Points Made

1.	82	Kevin Lovell	2004-06
2.	65	Jonathan Ruffin	2000-2002
3.	64	Jacob Rogers	2008-09
4.	63	Eric Richards	1994-97
5.	38	Phil Insalaco	1986-88
6.	37	Jacob Rogers	2007
7.	36	Mike Morton	1983-84
8.	35	Tony Miliano	2012
	35	Jacob Rogers	2009
10.	25	Tom Dallen	1993-94

## Field Goals Made

1.	62	Jonathan Ruffin	1999-2002
2.	51	Jacob Rogers	2007-10
3.	41	Eric Richards	1994-97
4.	35	Steve Schultz	1976-79
5.	34	Tony Miliano	2011-pres.
6.	33	Kevin Lovell	2004-06
7.	28	Phil Insalaco	1986-88
8.	25	Dan Shepherd	1973-75
9.	23	Tom Dallen	1993-94
10.	21	Jim Fogler	1981-82

## Field Goals Attempted

1.	79	Jonathan Ruffin	1999-2002
2.	75	Jacob Rogers	2007-10
3.	68	Steve Schultz	1976-79
4.	62	Eric Richards	1994-97
5.	47	Tony Miliano	2011-pres.
	47	Kevin Lovell	2004-06
7.	44	Jim O'Brien	1967-69
8.	42	Jake Rogers	2007-08
9.	41	Phil Insalaco	1986-88
	41	Sal Casola	1972-73

## Field Goal Percentage

1.	.785	Jonathan Ruffin (62-of-79)	1999-2002
2.	.731	David Rowe (19-of-26)	1990-91
3.	.723	Tony Miliano (34-of-47)	2011-pres.
4.	.714	Dan Shepherd (25-of-35)	1973-75
5.	.702	Kevin Lovell (33-of-47)	2004-06
6.	.683	Phil Insalaco (28-of-41)	1986-88
7.	.680	Tony Miliano (17-of-25)	2011-
	.680	Jacob Rogers (51-of-75)	2007-10
9.	.677	Jim Fogler (21-of-31)	1981-83
10.	.676	Tom Dallen (23-of-34)	1993-94

## Consecutive Field Goals Made

1.	13	Jake Rogers	2007-08
	13	Jonathan Ruffin	2002
3.	12	Jonathan Ruffin	2000
4.	11	Kevin Lovell	2006
5.	8	Jonathan Ruffin	2001
	8	Eric Richards	1997
7.	7	Jonathan Ruffin	2000
	7	Phil Insalaco	1987
	7	Kevin Lovell	2005-06
10.	6	Eric Richards	1995
	6	Mike Morton	1983

## Points Scored By Kicking

1.	339	Jacob Rogers	2007-10
2.	315	Jonathan Ruffin	1999-2002
3.	203	Steve Schultz	1976-79
4.	202	Eric Richards	1994-97
5.	200	Tony Miliano	2011-pres.
6.	184	Kevin Lovell	2004-06
7.	160	Phil Insalaco	1986-88
8.	121	Jim O'Brien	1967-69
9.	120	Tom Dallen	1993-94
10.	114	Dan Shepherd	1973-75

## Consecutive Games Scored In

1.	47	Jonathan Ruffin	1999-2002
2.	37	Jacob Rogers	2007-10
3.	26	Tony Miliano	2011-pres.
4.	24	Jim O'Brien	1968-69
5.	19	Eric Richards	1996-97

## Longest Field Goals Made

1.	58	Jon Bacon vs. Miami (OH)	1994
2.	55	Jake Rogers vs. Oregon State	2007
3.	54	Jake Rogers at Connecticut	2008
	54	Dan Shepherd vs. Tulsa	1975
5.	53	Jake Rogers at Hawai'i	2008
	53	Sal Casola vs. Memphis	1973
7.	51	Steve Schultz vs. Miami (OH)	1976
8.	50	Jake Rogers vs. Rutgers	2008
	50	Eric Richards vs. Southern Miss	1997
	50	Phil Insalaco vs. Miami (OH)	1988



## PUNTING RECORDS

## YEAR-BY-YEAR LEADERS

Year	Player	Punts	Yards	Avg.
1947	Tom O'Malley	38	1,368	36.0
1948	Tom O'Malley	47	1,558	33.0
1949	Tom O'Malley	58	1,870	32.2
1950	Jack Delaney	30	1,098	36.6
1951	John Mooth	43	1,624	37.8
1952	Jack Delaney	30	1,098	36.6
1953	Dick Goist	21	752	35.8
1954	Jim Niemann	8	323	40.4
1955	Jim Niemann	23	878	38.2
1956	Jim Niemann	24	964	40.2
1957	Larry DeVincentis	39	1,592	40.8
1958	Gene Johnson	36	1,265	35.1
1959	Dave Ritchie	31	1,172	37.8
1960	Dave Ritchie	47	1,833	39.0
1961	Fred Hynoski	34	1,311	38.6
1962	Fred Hynoski	39	1,364	35.0
1963	Brig Owens	34	1,285	37.8
1964	Brig Owens	33	1,208	36.6
1965	Steve Schweitzer	49	1,923	39.2
1966	Jim Denk	64	2,406	37.6
1967	Tom Chlebeck	37	1,295	35.0
1968	Benny Rhoads	45	1,911	42.5
1969	Benny Rhoads	70	2,703	38.6
1970	Clem Fennell	70	2,638	37.7
1971	Clem Fennell	63	2,419	38.4
1972	Clem Fennell	71	2,767	39.0
1973	Jeff West	55	2,339	42.5
1974	Jeff West	77	3,192	41.5
1975	Mike Connell	61	2,568	42.1
1976	Mike Connell	72	3,095	43.0
1977	Mike Connell	60	2,571	42.8
1978	Phil Peckich	26	986	37.9
1979	Phil Peckich	45	1,731	38.4
1980	Mark Householder	62	2,096	33.8
1981	Phil Peckich	80	3,155	39.4
1982	Phil Peckich	54	2,133	39.5
1983	Shaun Burdick	68	2,400	35.3
1984	Shaun Burdick	64	2,522	39.4
1985	Shaun Burdick	53	2,224	42.0
1986	Shaun Burdick	50	2,101	42.0
1987	Jeff Jones	32	1,179	36.8
1988	Jeff Jones	42	1,522	36.2
1989	Jeff Jones	69	2,658	38.5
1990	Jeff Jones	73	2,821	38.6
1991	Jeff Blaylock	57	1,949	34.2
1992	Jeff Blaylock	67	2,490	37.2
1993	Jeff Blaylock	61	2,296	37.6
1994	Jeff Blaylock	51	1,976	38.7
1995	Steve Smith	63	2,383	37.8
1996	Steve Smith	68	2,795	41.1
1997	Doug Johnson	66	2,700	40.9
1998	Adam Wulfeck	40	1,586	39.7
1999	Adam Wulfeck	54	2,279	42.2
2000	Adam Wulfeck	56	2,343	41.8
2001	Adam Wulfeck	64	2,800	43.8
2002	Chet Ervin	66	2,511	38.0
2003	Chet Ervin	63	2,451	38.9
2004	Chet Ervin	45	1,852	41.2
2005	Chet Ervin	67	2,632	39.3
2006	Brian Steel	70	2,715	38.8
2007	Kevin Huber	57	2,672	46.9
2008	Kevin Huber	60	2,697	45.0
2009	Jacob Rogers	43	1,788	41.6
2010	Pat O'Donnell	52	2,178	41.9
2011	Pat O'Donnell	63	2,760	43.8
2012	Pat O'Donnell	59	2,467	41.8



KEVIN HUBER

## GAME RECORDS

## Punts

1.	13	Phil Peckich at Pittsburgh.....	1981
2.	12	Steve Smith at Louisville .....	1996
	12	Steve Smith at Virginia Tech .....	1995
	12	Mike Connell at Arizona State .....	1976
	12	Don McMillan at Tulsa.....	1946

## Punting Yards

1.	510	Steve Smith at Louisville .....	1996
2.	502	Mike Connell vs. Arizona State .....	1976
3.	460	Clem Fennell at North Texas State .....	1970
4.	456	Doug Johnson at Boston College .....	1997
5.	452	Steve Smith at Virginia Tech .....	1995

## Punting Average

1.	59.7	Pat O'Donnell vs NC State (3 punts) .....	2011
	59.7	Kevin Huber vs. Marshall (3 punts) .....	2007
3.	54.0	Adam Wulfeck vs. Miami (OH) (2 punts) .....	1999
4.	53.0	John Mooth vs. Ohio (4 punts) .....	1952
5.	52.0	Jeff Blaylock vs. Tulsa (2 punts) .....	1994
6.	51.0	Adam Wulfeck vs. Tulane (5 punts) .....	2001

## Longest Punts

1.	78	Mike Connell vs. Louisiana-Lafayette .....	1976
2.	76	Pat O'Donnell vs. NC State.....	2011
	75	Clem Fennell at Louisville .....	1971
4.	72	Doug Johnson vs. Memphis .....	1997
5.	69	Adam Wulfeck at Army .....	2001
6.	68	Jeff Blaylock at Tulsa .....	1993
7.	67	Shaun Burdick vs. Virginia Tech .....	1985
8.	67	Dave Ritchie at Houston.....	1959
9.	66	Brig Owens vs. Tulsa .....	1964
10.	65	Pat O'Donnell vs. USF.....	2012
	65	Chet Ervin vs. Louisville .....	2005
	65	Adam Wulfeck vs. Syracuse .....	2000

## SEASON RECORDS

## Punts

1.	80	Phil Peckich .....	1981
2.	77	Jeff West .....	1974
3.	73	Jeff Jones .....	1990
4.	72	Mike Connell .....	1976
5.	71	Clem Fennell .....	1972
6.	70	Benny Rhoads.....	1969
	70	Clem Fennell .....	1970
	70	Brian Steel.....	2006
9.	69	Jeff Jones .....	1989
10.	68	Steve Smith.....	1996
	68	Shaun Burdick.....	1983

## Punting Yards

1.	3,192	Jeff West.....	1974
2.	3,155	Phil Peckich .....	1981
3.	3,095	Mike Connell .....	1976
4.	2,821	Jeff Jones .....	1990

5.	2,800	Adam Wulfeck .....	2001
6.	2,795	Steve Smith.....	1996
7.	2,767	Clem Fennell .....	1972
8.	2,760	Pat O'Donnell .....	2011
9.	2,715	Brian Steel.....	2006
10.	2,703	Benny Rhoads.....	1969

## Punting Average (Min. 25 Punts)

1.	46.90	Kevin Huber.....	2007
2.	45.00	Kevin Huber.....	2008
3.	43.80	Pat O'Donnell .....	2011
4.	43.75	Adam Wulfeck .....	2001
5.	42.99	Mike Connell .....	1976
6.	42.85	Mike Connell .....	1977
7.	42.53	Jeff West.....	1973
8.	42.47	Benny Rhoads.....	1968
9.	42.20	Adam Wulfeck .....	1999
10.	42.10	Mike Connell .....	1975

## CAREER RECORDS

## Punts

1.	241	Chet Ervin.....	2002-05
2.	236	Jeff Blaylock .....	1991-94
3.	235	Shaun Burdick.....	1983-86
4.	216	Jeff Jones .....	1987-90
5.	214	Adam Wulfeck .....	1998-2001
6.	205	Phil Peckich.....	1978-82
7.	204	Clem Fennell .....	1970-72
8.	194	Mike Connell .....	1974-77
9.	174	Pat O'Donnell .....	2010-12
10.	143	Tom O'Malley .....	1947-49

## Punting Yards

1.	9,446	Chet Ervin.....	2002-05
2.	9,244	Shaun Burdick.....	1983-86
3.	9,008	Adam Wulfeck .....	1998-2001
4.	8,711	Jeff Blaylock .....	1991-94
5.	8,247	Mike Connell .....	1974-77
6.	8,180	Jeff Jones .....	1987-90
7.	8,005	Phil Peckich.....	1978-82
8.	7,824	Clem Fennell .....	1970-72
9.	7,405	Pat O'Donnell .....	2010-12
10.	5,684	Kevin Huber.....	2005-08

## Punting Average (Min. 50 Punts)

1.	45.47	Kevin Huber.....	2005-08
2.	42.60	Pat O'Donnell .....	2010-12
3.	42.51	Mike Connell .....	1974-77
4.	42.05	Adam Wulfeck .....	1998-2001
5.	41.90	Jeff West.....	1973-74
6.	41.09	Doug Johnson.....	1996-97
7.	40.12	Benny Rhoads.....	1967-69
8.	39.52	Steve Smith.....	1995-96
9.	39.36	Jim Niemann .....	1954-56
10.	39.34	Shaun Burdick.....	1983-86

## RETURN RECORDS

## GAME RECORDS

## Kickoff Returns

1.	8	Mardy Gilyard at Pittsburgh .....	2009
	8	LaDaris Vann vs. East Carolina .....	1999
2.	7	Antonio Chatman vs. Indiana .....	2000
	7	Donald McKnight vs. Syracuse .....	1998
	7	Lloyd Pate vs. Houston .....	1968

## Kickoff Return Yards

1.	256	Mardy Gilyard at Pittsburgh .....	2009
2.	246	Mardy Gilyard at Oklahoma .....	2008
3.	218	Roger Stephens vs. Dayton .....	1947
4.	207	Mardy Gilyard vs. Florida .....	2010
5.	192	Keith Jenkins vs. Houston .....	1975

## Kickoff Returns For Touchdowns

1.	1	Accomplished 21 times last by Abernathy IV vs. Vanderbilt .....	(2011)
----	---	--	--------

## Longest Kickoff Return

1.	100	Darrin Williams vs. SEMO (TD) .....	2009
	100	Mardy Gilyard at West Virginia (TD) .....	2008
	100	Walter Heuck vs. Denison (TD) .....	1910
3.	99	Mardy Gilyard at Pittsburgh (TD) .....	2009
	99	Keith Jenkins vs. Houston (TD) .....	1975

## Punt Returns

1.	7	Mike Daniels vs. Western Carolina .....	2005
	7	Tinker Keck vs. Kansas .....	1997
	7	Charley Bland vs. Villanova .....	1973
4.	6	LaDaris Vann vs. Connecticut .....	2001
	6	Robert Tate vs. Kentucky .....	1996
	6	Gene Rossi vs. Western Michigan .....	1949

## Punt Return Yards

1.	161	Gene Gibson vs. Ohio .....	1949
2.	122	Tinker Keck vs. Louisville .....	1997
3.	103	Gene Gibson vs. Western Michigan .....	1949
4.	98	Errol Prisyb vs. North Texas State .....	1963
5.	97	Tinker Keck vs. Miami (OH) .....	1997

## Punt Return Touchdowns

1.	2	Tinker Keck vs. Louisville .....	1997
	2	Gene Gibson vs. Ohio .....	1949
2.	1	Accomplished 25 times	

## Longest Punt Return

1.	98	Errol Prisyb vs. North Texas State (TD) .....	1963
2.	85	Dom Del Bene vs. Hardin-Simmons (TD) .....	1951
3.	84	Joe Morrison vs. Marquette (TD) .....	1956
4.	78	Tinker Keck vs. Louisville (TD) .....	1997
	78	Tony Jackson vs. Dayton (TD) .....	1967

## SEASON RECORDS

## Kickoff Returns

1.	42	Mardy Gilyard .....	2009
2.	39	Ralph David Abernathy IV .....	2011
3.	36	Mardy Gilyard .....	2008
4.	33	Donald McKnight .....	1998
5.	32	Ralph David Abernathy IV .....	2012
6.	31	Dwayne Hunter .....	1987
7.	29	Bobby Brown .....	1989
	29	Russell Cooper .....	1980
9.	24	Antonio Chatman .....	2000
	24	Ralph Williams .....	1979

## Kickoff Return Yards

1.	1,281	Mardy Gilyard .....	2009
2.	1,034	Ralph David Abernathy IV .....	2011
3.	994	Mardy Gilyard .....	2008
4.	801	Ralph David Abernathy IV .....	2012
5.	652	Russell Cooper .....	1980
6.	647	Donald McKnight .....	1998
7.	611	Dwayne Hunter .....	1987
8.	603	Bobby Brown .....	1989
9.	541	Dominick Goodman .....	2006
10.	515	Robert Tate .....	1995

## Kickoff Return Average (Min. 1.5 KOR/G)

1.	34.33	Robert Tate .....	1995
2.	31.50	Chris Hewitt .....	1993
3.	30.50	Mardy Gilyard .....	2009
4.	29.13	Keith Jenkins .....	1975
5.	27.73	Tom Marvaso .....	1974

## Kickoff Returns For Touchdowns

1.	2	Mardy Gilyard .....	2008
----	---	---------------------	------

## Punt Returns

1.	38	Tinker Keck .....	1997
	38	Charley Bland .....	1973
3.	37	Tom Marvaso .....	1975
4.	36	Tye Keith .....	2002
5.	35	LaDaris Vann .....	2001
6.	34	Tom Marvaso .....	1974
7.	31	Keith Jenkins .....	1976
8.	30	Bill Davis .....	1988
9.	29	Lamont Patterson .....	1982
10.	28	Tinker Keck .....	1999
	28	Robert Tate .....	1995

## Punt Return Yards

1.	577	Tinker Keck .....	1997
2.	438	Gene Gibson .....	1949
3.	342	Tom Marvaso .....	1974
4.	322	Gene Gibson .....	1950
5.	302	Charley Bland .....	1973
6.	289	LaDaris Vann .....	2001
7.	280	Tye Keith .....	2002
8.	274	Keith Jenkins .....	1976
9.	252	Robert Tate .....	1996
10.	240	Robert Tate .....	1995

## Punt Return Average (Min. 10 Returns)

1.	20.86	Gene Gibson .....	1949
2.	20.12	Gene Gibson .....	1950
3.	19.82	Jack Delaney .....	1951
4.	17.36	Billy Hunter .....	1972
5.	16.23	Dom Del Bene .....	1951

## Punt Return Touchdowns

1.	4	Tinker Keck .....	1997
2.	3	Gene Gibson .....	1949
3.	2	Tom Marvaso .....	1974
	2	Joe Morrison .....	1956
	2	Gene Gibson .....	1949
6.	1	Accomplished 17 times	

## CAREER RECORDS

## Kickoff Returns

1.	93	Mardy Gilyard .....	2005-09
2.	71	Ralph David Abernathy IV .....	2011-pres.
3.	62	Brian Jenkins .....	1990-93
4.	55	Dominick Goodman .....	2005-07
5.	50	Lloyd Pate .....	1966-68

6.	49	Al McKinney .....	1985-88
7.	44	Joe Abrams .....	1988-92
8.	41	Robert Tate .....	1993-96
	41	Bobby Brown .....	1989-90
10.	39	Donald McKnight .....	1995-98

## Kickoff Returns Yards

1.	2,657	Mardy Gilyard .....	2005-09
2.	1,835	Ralph David Abernathy IV .....	2011-pres.
3.	1,506	Brian Jenkins .....	1990-93
4.	1,199	Dominick Goodman .....	2005-07
5.	1,083	Robert Tate .....	1993-96
6.	994	Lloyd Pate .....	1966-68
7.	985	Al McKinney .....	1985-88
8.	870	Joe Abrams .....	1988-92
	837	Dick James .....	1970-72
10.	823	Bobby Brown .....	1989-90

## Kickoff Returns Average (Min. 25 KOR)

1.	28.60	Mardy Gilyard .....	2005-09
2.	28.54	Chris Hewitt .....	1993-95
3.	26.41	Robert Tate .....	1993-95
4.	25.85	Ralph David Abernathy IV .....	2011-pres.
5.	24.73	Mel Riggins .....	1970-71

## Kickoff Returns For Touchdowns

1.	4	Mardy Gilyard .....	2005-09
2.	2	Mel Riggins .....	1970-71
3.	1	Accomplished 17 times	

## Punt Returns

1.	73	Robert Tate .....	1993-96
	73	Tom Marvaso .....	1974-75
3.	68	Tinker Keck .....	1997-99
4.	60	Lamont Patterson .....	1979-82
5.	55	Billy Hunter .....	1970-72
6.	45	DJ Woods .....	2008-11
7.	43	Charley Bland .....	1973
8.	38	Dom Del Bene .....	1951-53
9.	37	Tye Keith .....	1999-02
	37	Gene Gibson .....	1949-50

## Punt Return Yards

1.	804	Tinker Keck .....	1997-99
2.	760	Gene Gibson .....	1949-50
3.	637	Robert Tate .....	1993-96
4.	575	Tom Marvaso .....	1974-75
5.	473	Billy Hunter .....	1970-72
6.	443	Lamont Patterson .....	1979-82
7.	396	Dom Del Bene .....	1951-53
8.	375	DJ Woods .....	2008-11
	333	Charley Bland .....	1973
10.	301	Jack Delaney .....	1950-52

## Punt Return Average

1.	20.54	Gene Gibson .....	1949-50
2.	14.33	Jack Delaney .....	1950-52
3.	11.82	Tinker Keck .....	1997-99
4.	11.80	Mardy Gilyard .....	2005-09
5.	10.57	Brian Jenkins .....	1990-92

## Punt Return Touchdowns

1.	5	Gene Gibson .....	1949-50
2.	4	Tinker Keck .....	1997-99
3.	3	Joe Morrison .....	1956-58
4.	2	Tom Marvaso .....	1974-75
5.	1	Accomplished 16 times last by Gilyard (2009)	

## INTERCEPTION RECORDS

## YEAR-BY-YEAR LEADERS

Year	Player	Int.	Yards
1948	Three tied	2	—
1949	Don Jansen	4	61
1950	Don Jansen	4	20
1951	Four tied	4	—
1952	Don Polagyi	6	78
1953	Don Fritz	2	5
1954	Mike Murphy	4	47
1955	Seven tied with	1	—
1956	Joe Morrison	2	175
	Two others	2	—
1957	Barry Maroney	5	27
1958	Joe Morrison	4	65
	Ed Kovac	4	49
1959	Three tied	3	—
1960	Andy Chiodi	3	52
	Howard Converse	3	25
1961	Tom Reinstatler	4	72
1962	Al Nelson	2	3
	Royce Starks	2	0
1963	Bruce Vogelgesang	3	59
1964	Royce Starks	3	60
1965	Bill Madeya	6	26
1966	Steve Schweitzer	4	58
	Ken Jordan	4	22
1967	Ken Jordan	3	0
1968	Larry Eiben	3	31
1969	Tony Sexton	3	86
1970	Ed Bolis	6	38
1971	Butch Alberts	4	7
1972	Billy Hunter	4	52
1973	Charlie Bland	4	50
1974	Dana Bible	4	16
1975	Keith Jenkins	5	68
1976	Keith Jenkins	4	105
1977	Marcellus Greene	3	57
1978	John Butz	5	58
1979	Robert Gibbs	3	18
1980	Three tied	2	—
1981	Freddie Logan	5	40
1982	Antonio Gibson	4	105
1983	Robert Gibbs	5	60
1984	Jon Jon Thomas	2	35
1985	Three tied	2	—
1986	John Lewis	4	49
1987	Six tied	1	—
1988	Art Sheffield	2	91
	Ronnie Shannon	2	5
1989	Marvin Bowman	4	83
1990	Rodney Harris	3	119
	Kelly Sims	3	26
1991	Jocelyn Borgella	3	34
	Latish Kinsler	3	35
1992	Jocelyn Borgella	5	171
1993	Jocelyn Borgella	4	58
1994	Darrell Harding	2	44
1995	Sam Gaines	6	101
1996	Jermaine Trent	3	30
1997	Tinker Keck	4	42
1998	Blue Adams	4	57
1999	Gerry Ruff	3	33
2000	DeJuan Gossett	3	54
	Anthony Thomas	3	34
2001	Zach Norton	3	15
2002	Blue Adams	6	104
2003	Daven Holly	6	58
2004	Doug Monaghan	4	46
2005	Dominic Ross	2	2
	Haruki Nakamura	2	0



MIKE MICKENS

2006	Dominic Ross	4	14
2007	DeAngelo Smith	8	82
2008	Mike Mickens	4	158
	Brandon Underwood	4	60
2009	Aaron Webster	4	135
2010	Wes Richardson	2	-2
	Drew Frey	2	15
2011	Cameron Cheatham	3	70
	Deven Drane	3	43
	JK Schaffer	3	41
2012	Cameron Cheatham	3	83
	Arryn Chenault	3	21

## GAME RECORDS

## Interceptions

1.	4	Bob Hynes vs. Ohio Northern	1923
2.	3	accomplished six times, last by D. Smith (2007)	

## Interception Return Yards

1.	123	Shawn Ferguson vs. Memphis	1998
2.	96	Jocelyn Borgella vs. Rutgers	1992
	96	Bob Del Rosa vs. Oklahoma State	1958
4.	88	Joe Morrison vs. Dayton	1956
5.	87	Joe Morrison vs. Wichita State	1956

## Interception Returns for Touchdowns

1.	2	Shawn Ferguson vs. Memphis	1998
2.	1	accomplished 57 times, last by Temple (2012)	

## SEASON RECORDS

## Interceptions

1.	8	DeAngelo Smith	2007
2.	6	Mike Mickens	2007
	6	Daven Holly	2003
	6	Blue Adams	2002
	6	Sam Gaines	1995
	6	Ed Bolis	1970
	6	Bill Madeya	1965
	6	Don Polagyi	1952
9.	5	Jocelyn Borgella	1992
	5	Robert Gibbs	1983
	5	John Butz	1978
	5	Barry Maroney	1957

## Interception Return Yards

1.	175	Joe Morrison	1956
2.	171	Jocelyn Borgella	1992
3.	159	John Mooth	1951
4.	158	Mike Mickens	2008
5.	136	Mike Mickens	2007
6.	135	Aaron Webster	2009
7.	123	Shawn Ferguson	1998
8.	119	Rodney Harris	1990
9.	116	Bob Del Rosa	1958
10.	112	Chris Hewitt	1995

## Interception Returns for Touchdowns

1.	2	Mike Mickens	2007
	2	Blue Adams	2002
	2	Shawn Ferguson	1998
	2	Joe Morrison	1956

## CAREER RECORDS

## Interceptions

1.	14	Mike Mickens	2005-08
2.	12	DeAngelo Smith	2005-08
	12	Blue Adams	1998-2002
	12	Jocelyn Borgella	1990-93
5.	11	Ed Bolis	1970-72
6.	9	Daven Holly	2001-04
	9	Doug Monaghan	2001-04
	9	Zach Norton	2000-03
	9	Sam Gaines	1993-96
	9	Keith Jenkins	1975-76
	9	Billy Hunter	1970-72
	9	Don Fritz	1951-53

## Interception Return Yards

1.	296	Mike Mickens	2005-08
2.	263	Jocelyn Borgella	1990-93
	263	Joe Morrison	1956-58
4.	254	Gene Gibson	1949-50
5.	222	Aaron Webster	2006-09
6.	179	DeAngelo Smith	2005-08
7.	177	Blue Adams	1998-2002
8.	173	Keith Jenkins	1975-76
9.	171	Shawn Ferguson	1995-98
10.	164	Chris Hewitt	1993-96

## Interception Returns for Touchdowns

1.	3	Mike Mickens	2005-08
	3	Shawn Ferguson	1995-98
2.	2	DeAngelo Smith	2005-2007
	2	Zach Norton	2000-03
	2	Blue Adams	1998-2002
	2	Joe Morrison	1956

## Longest Interception Returns

1.	96	Bob Del Rosa vs. Oklahoma State (TD)	1958
2.	88	Joe Morrison vs. Dayton (TD)	1956
3.	87	Joe Morrison vs. Wichita State (TD)	1956
4.	84	DeAngelo Smith vs. Rutgers (TD)	2006
5.	83	Shawn Ferguson vs. Memphis (TD)	1998
	83	Art Sheffield vs. Indiana State (TD)	1988
7.	80	Gene Gibson vs. Mississippi State (TD)	1949
8.	79	Mike Mickens vs. South Florida (TD)	2007
9.	78	Barry Maroney vs. Dayton (TD)	1956
10.	77	Greg Butler vs. Villanova (TD)	1972

## DEFENSIVE RECORDS

## GAME RECORDS

## Total Tackles

1.	31	Karl Woods at South Carolina .....	1980
2.	24	Vaughn Booker vs. East Carolina .....	1987
3.	23	Brad Jackson vs. Boston College .....	1997
	23	Jerome Brinson vs. Oklahoma State .....	1987
5.	22	Sam Gaines vs. Vanderbilt .....	1994
	22	Jason Coppess vs. Bowling Green .....	1993
	22	Alex Gordon vs. Miami (OH) .....	1986
	22	Brad Nothacker vs. Penn State .....	1985
9.	21	Jack Brusciannelli vs. West Virginia .....	1989
	21	Mike Kelly vs. Rutgers .....	1987

## Solo Tackles (Since 2001)

1.	12	Mike Mickens at Akron .....	2008
2.	12	Jamar Enzor at Memphis .....	2003
3.	12	Ivan Fields vs. Tulane .....	2001
4.	11	Walter Stewart vs. Syracuse .....	2010
5.	11	Haruki Nakamura at USF .....	2007
6.	11	Ryan Manalac at USF .....	2007
7.	11	Jamar Enzor vs. Rhode Island .....	2003
8.	11	Ivan Fields vs. West Virginia .....	2002
9.	11	Lewis Carter vs. Purdue .....	2001

## Assisted Tackles (Since 2001)

1.	12	Andre Revels at Miami (OH) .....	2009
	12	Corey Smith vs. Louisville .....	2007
	12	Jamar Enzor at UAB .....	2003
4.	10	Greg Blair at Louisville .....	2012
	10	JK Schaffer at NC State .....	2010
	10	JK Schaffer vs. Illinois .....	2009

## Tackles For A Loss (Since 2001)

1.	5.5	Brandon Mills vs. Rutgers .....	2010
2.	5	Antwan Peek at Southern Miss .....	2002
	5	Antwan Peek vs. Louisiana-Monroe .....	2001
	5	Derek Wolfe vs. Connecticut .....	2011
5.	4.5	Trevor Anderson at Connecticut .....	2006

## Sacks (Since 2001)

1.	4	Alex Daniels at Miami (OH) .....	2009
	4	Antwan Peek vs. Louisiana-Monroe .....	2001
3.	3	Brandon Mills vs. Rutgers .....	2010
	3	Connor Barwin vs. Pittsburgh .....	2008
	3	Anthony Hoke vs. Connecticut .....	2007
	3	Anthony Hoke at Syracuse .....	2007
	3	Lamonte Nelms at Syracuse .....	2007
	3	Trent Cole at East Carolina .....	2004

## Forced Fumbles (Since 2001)

1.	3	Antwan Peek vs. Louisiana-Monroe .....	2001
2.	2	Ryan Manalac vs. SE Missouri State .....	2007
	2	Haruki Nakamura at Pittsburgh .....	2007
	2	Aaron Webster at Pittsburgh .....	2009
	2	Antwan Peek at Temple .....	2002
	2	Fran Callicott vs. North Texas .....	2002
	2	Willis Edwards vs. East Carolina .....	2001

## Fumble Recoveries (Since 2001)

1.	2	Wesley Richardson at NC State .....	2010
	2	Kevin McCullough vs. Connecticut .....	2005

## SEASON RECORDS

## Total Tackles

1.	186	Mike Brookins .....	1979
2.	168	Brad Jackson .....	1997
3.	161	Karl Woods .....	1980
4.	158	Jerome Brinson .....	1983
5.	155	Karl Woods .....	1978
6.	147	Dwayne Berry .....	1978
7.	145	Muhammed El-Mubarak .....	1995

8.	143	Linwood Marshall .....	1983
9.	140	Howie Kurnick .....	1978
10.	138	Greg Blair .....	2012
	138	Phillip Curry .....	1997
	138	Antonio Gibson .....	1982

## Solo Tackles

1.	101	Howie Kurnick .....	1978
2.	94	Linwood Marshall .....	1983
3.	93	Brad Jackson .....	1997
	93	Mike Brookins .....	1979
5.	90	Muhammed El-Mubarak .....	1995
	90	Jerome Brinson .....	1983
7.	88	Sam Gaines .....	1994
8.	83	Phillip Curry .....	1997
9.	82	DeJuan Gossett .....	1999
10.	80	Jack Brusciannelli .....	1988

## Assisted Tackles

1.	99	Karl Woods .....	1980
2.	93	Mike Brookins .....	1979
3.	83	Karl Woods .....	1978
4.	82	Alex Gordon .....	1985
5.	78	Dwayne Berry .....	1978
6.	75	Brad Jackson .....	1997
	75	Richard Rhodes .....	1985
8.	74	Antonio Gibson .....	1982
9.	73	Alex Gordon .....	1986
10.	70	Greg Blair .....	2012

## Tackles for Loss

1.	28.0	Mike Gates .....	1980
2.	22.0	Trent Cole .....	2004
	22.0	Antwan Peek .....	2001
4.	21.5	Derek Wolfe .....	2011
	21.0	Antwan Peek .....	2002
	21.0	Phil Poirier .....	1989
6.	20.0	Nate Dingle .....	1992
7.	18.0	Tyjuan Hagler .....	2002
	18.0	Andrew Stewart .....	1988
9.	17.0	Phillip Curry .....	1995
	17.0	Terrill Byrd .....	2007

## Quarterback Sacks

1.	13.0	Anthony Hoke .....	2007
2.	12.5	Antwan Peek .....	2001
3.	11.0	Connor Barwin .....	2008
4.	9.0	Andrew Stewart .....	1987
5.	9.5	Derek Wolfe .....	2011
6.	8.5	Trent Cole .....	2004
	8.5	Antwan Peek .....	2000
8.	8.0	George Jamison .....	1982
	8.0	Errol Cleveland .....	1982
	8.0	Dwayne Berry .....	1978
	8.0	Terrill Byrd .....	2007

## Fumble Recoveries

1.	6	John Vitro .....	1975
2.	5	Antwan Peek .....	2002
	5	Ronnie Shannon .....	1990
	5	Howie Kurnick .....	1978
	5	Howie Kurnick .....	1976
	5	Joe Bardaro .....	1968

## CAREER RECORDS

## Total Tackles

1.	502	Karl Woods .....	1977-80
2.	487	Phillip Curry .....	1994-97
3.	392	Brad Jackson .....	1994-97
4.	356	Mike Brookins .....	1979-81
5.	352	Alex Gordon .....	1983-86

6.	351	Hassan Champion .....	1995-98
	351	Joe Olding .....	1979-82
8.	338	Doug Monaghan .....	2001-04
9.	337	JK Schaffer .....	2008-11
	327	DeJuan Gossett .....	1997-2000

## Solo Tackles

1.	268	Phillip Curry .....	1994-97
2.	222	DeJuan Gossett .....	1997-2000
3.	216	Brad Jackson .....	1994-97
4.	211	Karl Woods .....	1977-80
5.	208	Ivan Fields .....	1999-2002
6.	206	Sam Gaines .....	1993-96
7.	200	Doug Monaghan .....	2001-04
8.	190	Mike Brookins .....	1979-81
9.	184	Hassan Champion .....	1995-98
10.	182	JK Schaffer .....	2008-11
	182	Reggie Hudson .....	1991-94

## Assisted Tackles

1.	291	Karl Woods .....	1979-81
2.	219	Phillip Curry .....	1994-97
3.	192	Alex Gordon .....	1983-86
4.	176	Brad Jackson .....	1994-97
5.	175	Joe Olding .....	1979-82
6.	168	Howie Kurnick .....	1975-78
7.	167	Hassan Champion .....	1995-98
8.	166	Mike Brookins .....	1979-81
9.	155	JK Schaffer .....	2008-11
	144	Richard Rhodes .....	1985-87

## Tackles for Loss

1.	56.0	Antwan Peek .....	1998-2002
2.	48.0	Trent Cole .....	2002-04
3.	46.0	Nate Dingle .....	1990-93
4.	45.0	Phillip Curry .....	1994-97
5.	44.5	Andre Frazier .....	2001-04
6.	42.0	Terrill Byrd .....	2005-08
7.	38.0	Alex Gordon .....	1983-86
8.	37.0	Derek Wolfe .....	2008-11
	37.0	George Jamison .....	1980-83
9.	36.0	Andrew Stewart .....	1986-88
10.	34.5	Tyjuan Hagler .....	2002-04

## Quarterback Sacks

1.	27.0	Antwan Peek .....	1998-2002
2.	22.5	Andre Frazier .....	2001-04
3.	22.0	Anthony Hoke .....	2004-07
4.	19.5	Derek Wolfe .....	2008-11
5.	18.5	Trent Cole .....	2002-04
6.	18.0	Nate Dingle .....	1990-93
	18.0	George Jamison .....	1980-83
8.	16.5	Terrill Byrd .....	2005-08
9.	16.0	Andrew Stewart .....	1986-88
10.	15.0	Brandon Mills .....	2009-11
	15.0	Derrick Ransom .....	1994-97

## Fumble Recoveries

1.	12	John Vitro .....	1973-75
2.	10	Antwan Peek .....	1998-2002
	10	Howie Kurnick .....	1975-77
4.	9	Ronnie Shannon .....	1988-91
	9	David Mann .....	1975-77
6.	7	Marion Ford .....	1972-73
	7	Charlie Stovall .....	1971-72



## SINGLE-GAME TEAM RECORDS (OFFENSE)

**Most Points**

1.	124	vs. Transylvania .....	1912
2.	115	vs. Kentucky Wesleyan .....	1921
3.	72	vs. Austin Peay .....	2011
4.	70	vs. Southeast Missouri State .....	2009
5.	69	vs. Rutgers .....	2010
6.	69	vs. Case-Western Reserve .....	1923
7.	67	vs. Virginia Military Institute .....	1953
	67	vs. Baltimore .....	1935
9.	66	vs. Case-Western Reserve .....	1953
10.	63	vs. Louisiana-Monroe .....	1977

**Most Touchdowns**

1.	14	vs. Transylvania .....	1912
2.	10	vs. Austin Peay .....	2011
	10	vs. Rutgers .....	2010
	10	vs. Case-Western Reserve .....	1953
	10	vs. Virginia Military Institute .....	1953

**Most Rushing Attempts**

1.	83	vs. Louisiana-Monroe .....	1977
2.	82	vs. Miami (OH) .....	1996
3.	77	vs. Miami (OH) .....	1951
4.	74	vs. North Texas State .....	1970
5.	73	vs. Miami (OH) .....	1970

**Most Rushing Yards**

1.	464	vs. Case-Western Reserve .....	1953
	464	vs. Virginia Military Institute .....	1953
3.	422	vs. Kansas State .....	1966
4.	421	vs. Marshall .....	1946
5.	419	vs. Xavier .....	1970
6.	405	vs. Miami (OH) .....	1996
7.	402	vs. North Texas State .....	1970
8.	389	vs. Xavier .....	1946
9.	387	vs. Austin Peay .....	2011
10.	383	vs. South Dakota .....	1965

**Most Rushing Touchdowns**

1.	14	vs. Transylvania .....	1912
2.	10	vs. Case-Western Reserve .....	1953
	10	vs. Virginia Military Institute .....	1953

**Most Passing Attempts**

1.	61	vs. USF .....	2010
2.	59	vs. Southern Miss. ....	1999
3.	57	vs. Ohio .....	1968
4.	55	vs. North Texas State .....	1968
5.	52	vs. UAB .....	2004
	52	vs. TCU .....	2003
	52	vs. Ohio State .....	2002
	52	vs. Ohio State .....	1999
	52	vs. Miami (OH) .....	1968
	52	vs. Southern Miss. ....	2007

**Most Passes Completed**

1.	36	vs. Ohio .....	1968
2.	35	vs. Southern Miss. ....	1999
3.	34	vs. USF .....	2010
4.	32	vs. Illinois .....	2009
	32	vs. Army .....	2001
6.	31	at Oregon State .....	2009
	31	vs. Miami (OH) .....	1968
8.	30	vs. Virginia Tech .....	1986
	30	vs. USF .....	2004
	30	vs. Southern Miss. ....	2007

**Most Passing Yards**

1.	584	vs. Ohio .....	1968
2.	512	vs. USF .....	2010
3.	480	vs. Connecticut .....	2009
4.	436	vs. Louisville .....	1968
5.	431	vs. Syracuse .....	2007
6.	407	vs. Southern Miss. ....	1999
	407	vs. Miami (OH) .....	1968
8.	399	vs. Illinois .....	2009
	399	vs. Miami (OH) .....	1988
10.	396	at Rutgers .....	2009

**Most Interceptions Thrown**

1.	6	vs. Xavier .....	1972
2.	5	vs. North Texas State .....	2002
	5	vs. Toledo .....	1995
	5	vs. Houston .....	1968
	5	vs. North Texas State .....	1967
	5	vs. Xavier .....	1955
	5	vs. Xavier .....	1951

**Most Touchdown Passes**

1.	6	vs. Illinois .....	2009
2.	5	at Louisville .....	2010
	5	at Rutgers .....	2009
	5	vs. Southern Miss. ....	2004
5.	4	17 times, last vs. Duke .....	2012

**Most Offensive Plays**

1.	99	vs. Miami (OH) .....	1996
2.	96	vs. Southern Miss. ....	1999
3.	95	vs. East Carolina .....	1998
4.	94	vs. Tulsa .....	1978

**Most Yards Total Offense**

1.	711	vs. Connecticut .....	2009
2.	684	vs. Ohio .....	1968
3.	661	vs. Rutgers .....	2010
4.	647	vs. Miami (OH) .....	1986
5.	615	vs. Southeast Missouri State .....	2007
6.	609	vs. Miami (OH) .....	2010
7.	608	vs. Virginia Military Institute .....	1953
8.	604	vs. Washington & Lee .....	1952
9.	599	vs. Miami (OH) .....	2004
10.	590	vs. Miami (OH) .....	2010

**Most First Downs**

1.	36	vs. Ohio .....	1968
2.	33	vs. Southeast Missouri State .....	2007
	33	vs. Memphis .....	2001
4.	32	vs. Austin Peay .....	2011
	32	vs. Houston .....	1998
5.	31	vs. Rutgers .....	2010
	31	vs. Kent State .....	1999

**Most Fumbles**

1.	15	vs. Louisville .....	1970
2.	9	vs. North Texas State .....	1968
3.	8	vs. Wichita State .....	1960

**Most Fumbles Lost**

1.	7	vs. Virginia Military Institute .....	1951
2.	6	vs. Louisville .....	1970
	6	vs. Hardin-Simmons .....	1955

**Most Turnovers**

1.	9	vs. Xavier .....	1955
	9	vs. Hardin-Simmons .....	1955
	9	vs. Virginia Military Institute .....	1951
4.	8	vs. Houston .....	1968
	8	vs. Western Michigan .....	1949

**Most Penalties**

1.	18	vs. Kansas State .....	1951
2.	15	vs. Xavier .....	1958
3.	14	at Hawai'i .....	2002
	14	vs. Louisville .....	1968

**Most Penalty Yards**

1.	176	vs. Louisville .....	1968
2.	170	vs. Kentucky .....	1945
3.	161	vs. Dayton .....	1957
4.	142	vs. Toledo .....	1953
5.	140	vs. Kansas State .....	1951

**Most Punts**

1.	13	vs. Pittsburgh .....	1981
	13	vs. Mississippi State .....	1948
3.	12	vs. Louisville .....	1996
	12	vs. Virginia Tech .....	1995
5.	11	vs. Boston College .....	1997
	11	vs. Central Michigan .....	1990
	11	vs. North Texas State .....	1970
	11	vs. Tulsa .....	1958
	11	vs. Mississippi State .....	1949

**Most Punting Yards**

1.	510	vs. Louisville .....	1996
2.	502	vs. Arizona State .....	1976
3.	475	vs. Mississippi State .....	1948
4.	460	vs. North Texas State .....	1968
5.	456	vs. Boston College .....	1997
6.	452	vs. Virginia Tech .....	1995
7.	451	vs. Central Michigan .....	1990
8.	425	vs. West Virginia .....	2003
9.	418	vs. Rutgers .....	2008
10.	407	vs. Iowa .....	1990

**Most Punt Return Yards**

1.	177	vs. Ohio .....	1949
2.	156	vs. Western Reserve .....	1951
3.	150	vs. Western Michigan .....	1950
4.	122	vs. Louisville .....	1997
5.	116	vs. UTEP .....	1950

**Most Kickoff Return Yards**

1.	295	vs. Memphis .....	1971
2.	278	at Pittsburgh .....	2009
3.	265	at Oklahoma .....	2008
4.	226	vs. Florida .....	2010
	219	vs. Hardin-Simmons .....	1955

**Fewest Rushing Attempts**

1.	15	vs. Illinois .....	2009
2.	16	at West Virginia .....	2010
	16	vs. Fresno State .....	2009
4.	19	at Connecticut .....	2008
	19	vs. Miami (OH) .....	1968
6.	18	at Pittsburgh .....	2009
	23	vs. Ohio State .....	2002
	23	vs. Kentucky .....	1995
	23	vs. Memphis .....	1984
	23	vs. Tulsa .....	1962

**Fewest Rushing Yards**

1.	-23	vs. Rutgers .....	2005
2.	-20	vs. Northwestern State .....	1977

**Fewest Passes Completed**

1.	0	vs. Dayton .....	1970
2.	1	vs. Wichita State .....	1965
	1	vs. South Dakota .....	1965
	1	vs. Wichita State .....	1962
	1	vs. Tulsa .....	1959

**Fewest Passing Yards**

1.	0	vs. Dayton .....	1970
2.	6	vs. Wichita State .....	1965
3.	8	vs. South Dakota .....	1965
4.	11	vs. Wichita State .....	1962
5.	14	vs. Ohio .....	1970

**Fewest Yards Total Offense**

1.	46	vs. North Texas State .....	1959
2.	48	vs. Central Michigan .....	1989
3.	69	vs. Iowa .....	1990
4.	97	vs. Houston .....	1957
5.	100	vs. Tulsa .....	1958

**Fewest First Downs**

1.	3	vs. West Virginia .....	1989
2.	5	vs. Pacific .....	1949
3.	6	vs. Tulsa .....	1958
	6	vs. Xavier .....	1956
	6	vs. Navy .....	1956

**Fewest Penalties**

1.	1	vs. Rutgers .....	1994
	1	vs. Louisville .....	1966
	1	vs. Memphis .....	1966
	1	vs. Army .....	1963
	1	vs. Hawai'i .....	1954

**Fewest Yards Penalized**

1.	4	vs. Memphis .....	1966
2.	5	vs. Army .....	1963
3.	10	vs. Temple .....	2003
	10	vs. Rutgers .....	1994
5.	12	vs. Wichita State .....	1965
6.	13	vs. South Dakota .....	1965

**Fewest Punts**

1.	0	vs. Miami (OH) .....	2008
	0	vs. Memphis .....	1998
	0	vs. Miami (OH) .....	1954
3.	1	Seven Times Last vs. San Diego State .....	2007

## SINGLE-GAME TEAM RECORDS (DEFENSE)

## Fewest Rushing Attempts

1.	17	vs. Dayton	1961
2.	19	vs. Miami (OH)	2012
	19	vs. Xavier	1954
	19	vs. Akron	2006
4.	21	vs. Oregon State	2007
	21	vs. Marshall	2004
	21	vs. UAB	1997
	21	vs. North Texas State	1966
7.	22	vs. NC State	2011
	22	vs. Connecticut	2007
	22	vs. Hawai'i	2002
	22	vs. Long Beach State	1982
	22	vs. Louisville	1981

## Fewest Rushing Yards

1.	-46	vs. Kansas	1997
2.	-37	vs. Wichita State	1974
3.	-22	vs. NC State	2011
4.	-20	vs. Northwestern State	1977
5.	-19	vs. Louisiana-Monroe	1996
6.	-17	vs. Louisville	1968
7.	-16	vs. Louisiana-Lafayette	1975
8.	-15	vs. Syracuse	2007
9.	-14	vs. Louisville	1981
	-14	vs. Wichita State	1965

## Fewest Passing Attempts

1.	1	vs. Boston College	1964
2.	2	vs. Louisville	1953
3.	3	vs. Miami (OH)	1971
	3	vs. Wichita State	1955
	3	vs. Miami (OH)	1957

## Fewest Pass Completions

1.	0	vs. Louisville	1974
	0	vs. Ohio	1973
	0	vs. Boston College	1964
	0	vs. Indiana	1963
	0	vs. Ohio	1949

## Fewest Passing Yards

1.	-1	vs. Xavier	1971
2.	0	vs. Louisville	1974
	0	vs. Ohio	1973
	0	vs. Boston College	1964
	0	vs. Indiana	1963
	0	vs. Ohio	1949

## Fewest Yards Total Offense

1.	18	vs. Louisiana-Lafayette	1973
2.	22	vs. Ohio	1950
3.	32	vs. Xavier	1954
4.	53	vs. Kansas	1997
5.	70	vs. Louisville	1976

## Most Points

1.	81	vs. Penn State	1991
2.	71	vs. Houston	1968
	71	vs. Ohio Wesleyan	1928
4.	70	vs. Louisville	2004
	70	vs. Florida State	1990
6.	69	vs. West Virginia	1989

## Most Rushing Attempts

1.	86	vs. West Virginia	1969
2.	79	vs. Houston	1974
	79	vs. Miami (OH)	1972
4.	76	vs. Miami (OH)	1967
5.	74	vs. Miami (OH)	1968

## Most Rushing Yards

1.	539	vs. Northern Illinois	1989
2.	500	vs. East Carolina	1987
3.	484	vs. Penn State	1991
4.	483	vs. West Virginia	1969
5.	473	vs. Colorado	1972

## Most Passing Attempts

1.	67	vs. Louisville	1997
2.	66	vs. Houston	1993
3.	62	vs. East Carolina	1997
4.	58	vs. North Texas State	1970
5.	55	vs. Tulsa	1965

## Most Pass Completions

1.	38	vs. Duke	2012
2.	37	vs. East Carolina	1997
3.	36	vs. Oklahoma	2010
	36	vs. Houston	1992
5.	34	at Tennessee	2011
6.	33	vs. Miami (OH)	2009
	33	vs. Louisville	1997
8.	32	vs. Oregon State	2007
	32	vs. Louisville	1999
	32	vs. Tulsa	1965

## Most Passing Yards

1.	482	vs. Florida	2010
2.	460	vs. Louisville	1998
3.	451	vs. Tulsa	1965
4.	433	vs. North Texas State	1968
5.	428	vs. Syracuse	2007

## Most Yards Total Defense

1.	742	vs. Louisville	1998
2.	706	vs. Penn State	1991
3.	696	vs. Houston	1968
4.	662	vs. Iowa	1990
5.	659	vs. Florida	2010

## Most Passes Intercepted

1.	7	vs. Kansas State	1951
2.	6	vs. Oregon State	2007
	6	vs. North Texas State	1966
	6	vs. UTEP	1951
	6	vs. Mississippi State	1949

## Most Interception Return Yards

1.	162	vs. Dayton	1956
2.	138	vs. UTEP	1951
3.	123	vs. Memphis	1998
4.	117	vs. Memphis	1995
5.	110	vs. Oregon State	2007

## Most Turnovers Forced

1.	8	vs. Rice	1974
2.	7	vs. Oregon State	2007
	7	vs. Memphis	2000
	7	vs. East Carolina	1990
	7	vs. Rutgers	1983

## SINGLE-SEASON TEAM RECORDS (OFFENSE)

**Most Points**

1.	502	2009 season
2.	472	2007 season
3.	433	2011 season
4.	420	2012 season
5.	409	2002 season

**Most Touchdowns**

1.	66	2009 season
2.	63	2007 season
3.	55	2011 season
4.	53	2012 season
	53	1951 season

**Most Field Goals Made**

1.	29	2000 season
2.	20	2003 season
3.	19	2002 season
4.	18	2006 season
5.	17	2012 season
	17	2011 season
	17	1993 season

**Most Rushing Attempts**

1.	639	1970 season
2.	637	1977 season
3.	606	1971 season
4.	594	1978 season
5.	593	1997 season

**Most Rushing Yards**

1.	3,011	1970 season
2.	2,947	1953 season
3.	2,844	1951 season
4.	2,727	1977 season
5.	2,619	2012 season

**Most Rushing TDs**

1.	41	1953 season
2.	37	1951 season
3.	31	1954 season
4.	28	2011 season
5.	27	1970 season

**Most Passing Attempts**

1.	485	2002 season
2.	472	2009 season
	472	2008 season
4.	464	2007 season
5.	445	1999 season

**Most Passes Completed**

1.	311	2009 season
2.	290	2008 season
3.	286	2007 season
4.	264	2002 season
5.	251	2010 season
6.	237	1986 season

**Most Passing Yards**

1.	4,014	2009 season
2.	3,720	2007 season
3.	3,649	2002 season
4.	3,542	2008 season
5.	3,358	1968 season

**Most Passes Intercepted**

1.	22	1984 season
	22	1972 season
	22	1968 season
4.	21	2002 season
	21	1998 season
	21	1995 season

**Most Touchdown Passes**

1.	39	2009 season
2.	36	2007 season
3.	27	2010 season
4.	26	2008 season
	26	2004 season

**Most Offensive Plays**

1.	1,030	2002 season
2.	956	2003 season
3.	940	2007 season
4.	927	2008 season
5.	901	2004 season

**Most Yards Total Offense**

1.	5,817	2009 season
2.	5,723	2012 season
3.	5,642	2007 season
4.	5,565	2002 season
5.	5,189	2008 season

**Most First Downs**

1.	283	2007 season
	283	2002 season
3.	272	2008 season
4.	270	2009 season
5.	266	2012 season

**Most Fumbles**

1.	43	1971 season
	43	1968 season
3.	42	1973 season
4.	41	1970 season
5.	37	1990 season

**Most Fumbles Lost**

1.	28	1971 season
2.	25	1973 season
3.	24	1966 season
4.	23	1988 season
	23	1968 season

**Most Turnovers**

1.	45	1968 season
2.	40	1973 season
3.	39	1972 season
4.	37	1998 season
	37	1990 season
	37	1983 season
	37	1971 season

**Most Penalties**

1.	122	2007 season
2.	102	2002 season
3.	99	2008 season
4.	94	1996 season
5.	93	1991 season

**Most Penalty Yards**

1.	1,028	2007 season
2.	903	2008 season
3.	883	1981 season
4.	879	2002 season
5.	866	1968 season

**Most Punts**

1.	80	1981 season
2.	78	1974 season
3.	75	2005 season
4.	74	1990 season
	74	1973 season
	74	1972 season

**Most Punting Yards**

1.	3,205	1974 season
2.	3,155	1981 season
3.	3,095	1976 season
4.	2,900	1996 season
5.	2,883	1973 season

**Most Punt Return Yards**

1.	582	1997 season
2.	580	1949 season
3.	535	1951 season
4.	425	1956 season
5.	402	1950 season

**Most Kickoff Returns**

1.	65	1990 season
2.	59	2010 season
3.	58	1989 season
4.	56	1998 season
	56	1984 season
	56	1972 season

**Most Kickoff Return Yards**

1.	1,540	2009 season
2.	1,306	2008 season
3.	1,273	1990 season
4.	1,191	2010 season
5.	1,183	1989 season

**Fewest Points**

1.	0	1917 season
2.	5	1906 season
3.	8	1888 season
4.	10	1901 season
	10	1916 season

**Fewest Touchdowns**

1.	12	1989 season
2.	13	1980 season
	13	1961 season
4.	14	1955 season
5.	15	1967 season

**Fewest Rushing Attempts**

1.	355	1984 season
2.	368	1968 season
3.	369	1967 season
4.	371	1956 season
5.	373	1955 season

**Fewest Rushing Yards**

1.	939	1970 season
2.	1,046	1969 season
3.	1,063	1968 season
4.	1,112	1989 season
5.	1,160	1983 season

**Fewest Rushing TDs**

1.	5	1989 season
2.	6	1983 season
3.	7	1980 season
	7	1967 season
5.	8	1961 season

**Fewest Passing Attempts**

1.	98	1957 season
2.	103	1965 season
3.	113	1964 season
4.	114	1953 season
5.	129	1956 season

**Fewest Passes Completed**

1.	40	1965 season
2.	42	1957 season
3.	43	1971 season
4.	46	1970 season
5.	50	1956 season

**Fewest Passing Yards**

1.	564	1965 season
2.	579	1961 season
3.	585	1957 season
4.	612	1971 season
5.	634	1970 season

**Fewest Interceptions Thrown**

1.	4	1954 season
2.	5	1953 season
3.	6	1959 season
4.	7	1993 season

**Fewest TD Passes**

1.	1	1970 season
	1	1957 season
3.	2	1961 season
	2	1955 season

**Fewest Offensive Plays**

1.	500	1956 season
2.	505	1955 season
3.	565	1967 season
4.	577	1953 season
5.	582	1958 season

**Fewest Yards Total Offense**

1.	1,968	1961 season
2.	2,064	1956 season
3.	2,197	1967 season
4.	2,272	1955 season
5.	2,288	1957 season

**Fewest First Downs**

1.	129	1967 season
2.	130	1961 season
3.	138	1972 season
4.	142	1989 season
5.	143	1969 season

**Fewest Fumbles**

1.	11	2009 season
2.	12	1999 season
3.	14	1993 season
4.	15	2000 season

**Fewest Fumbles Lost**

1.	2	2009 season
2.	3	1992 season
3.	5	1993 season
4.	6	1999 season
5.	7	2011 season

**Fewest Turnovers**

1.	10	2009 season
2.	12	1993 season
3.	16	1994 season
4.	19	2012 season
	19	1996 season

**Fewest Penalties**

1.	43	1998 season
2.	44	1980 season
3.	45	1967 season
4.	48	in 3 seasons

**Fewest Penalty Yards**

1.	364	1998 season
2.	381	1994 season
3.	398	1980 season
4.	410	1964 season

**Fewest Punts**

1.	22	1954 season
2.	33	1964 season
	33	1955 season
4.	34	1953 season

**Fewest Punting Yards**

1.	750	1954 season
2.	1,170	1953 season
3.	1,196	1955 season
4.	1,208	1964 season

**Fewest Punt Return Yards**

1.	60	1964 season
2.	62	1989 season
3.	67	1984 season
4.	84	1966 season

**Fewest Kickoff Returns**

1.	15	1953 season
2.	20	1976 season
3.	21	1958 season
	21	1952 season

**Fewest Kickoff Return Yards**

1.	304	1953 season
2.	362	1951 season
3.	373	1950 season
4.	402	1952 season
5.	406	1958 season

## SINGLE-SEASON TEAM RECORDS (DEFENSE)

## Fewest Points

1.	4.....	1887 season
2.	6.....	1885 season
6.	6.....	1888 season
4.	10.....	1904 season
5.	12.....	1886 season
6.	13.....	1918 season

## Fewest Rushing Attempts

1.	338.....	1997 season
2.	366.....	1966 season
3.	367.....	1965 season
4.	368.....	1954 season
5.	375.....	1960 season
6.	391.....	1964 season

## Fewest Rushing Yards

1.	841.....	1965 season
2.	871.....	1977 season
3.	930.....	1997 season
4.	1,147.....	1973 season
5.	1,184.....	1954 season
6.	1,208.....	1951 season

## Fewest Passing Attempts

1.	90.....	1955 season
2.	135.....	1953 season
	135.....	1948 season
4.	141.....	1961 season
5.	142.....	1956 season
6.	153.....	1958 season
7.	154.....	1957 season
8.	155.....	1954 season

## Fewest Passes Completed

1.	43.....	1955 season
	43.....	1953 season
3.	50.....	1961 season
4.	54.....	1956 season
5.	55.....	1957 season
6.	59.....	1948 season

## Fewest Passing Yards

1.	417.....	1953 season
2.	738.....	1955 season
3.	748.....	1971 season
4.	796.....	1960 season
5.	800.....	1954 season
6.	809.....	1961 season

## Fewest Yards Total Defense

1.	1,843.....	1953 season
2.	1,984.....	1954 season
3.	2,065.....	1957 season
4.	2,174.....	1960 season
5.	2,343.....	1952 season
6.	2,426.....	1958 season
7.	2,440.....	1961 season
8.	2,448.....	1965 season
9.	2,498.....	1951 season

## Fewest Passes Intercepted

1.	6.....	1994 season
6.	6.....	1987 season
3.	7.....	1955 season
	7.....	1948 season
	7.....	2005 season

## Fewest Interception Return Yards

1.	3.....	2005 season
2.	39.....	1967 season
3.	43.....	1987 season
4.	51.....	2004 season
5.	59.....	1979 season
6.	65.....	1955 season
7.	66.....	1984 season

## Most Points

1.	465.....	1998 season
2.	460.....	1990 season
3.	424.....	1984 season
4.	379.....	1989 season
	379.....	1988 season

## Most Rushing Attempts

1.	642.....	1972 season
2.	626.....	1984 season
3.	625.....	1979 season
4.	599.....	1971 season
5.	581.....	1980 season

## Most Rushing Yards

1.	3,448.....	1984 season
2.	3,158.....	1990 season
3.	3,020.....	1987 season
4.	3,018.....	1972 season
5.	2,690.....	1994 season

## Most Passing Attempts

1.	498.....	2012 season
2.	493.....	2007 season
3.	483.....	2011 season
4.	477.....	2008 season
5.	432.....	1997 season
6.	427.....	2002 season
7.	420.....	2009 season
8.	419.....	2006 season
9.	357.....	2000 season
10.	347.....	1995 season

## Most Passing Completions

1.	295.....	2007 season
2.	291.....	2011 season
3.	282.....	2012 season
4.	268.....	2008 season
5.	267.....	2009 season
6.	240.....	2010 season
7.	222.....	1997 season
8.	220.....	2002 season
9.	219.....	2006 season
10.	210.....	2000 season

## Most Passing Yards

1.	3,394.....	2011 season
2.	3,302.....	2007 season
3.	3,282.....	2012 season
4.	2,993.....	2009 season
5.	2,897.....	2008 season
6.	2,808.....	2010 season
7.	2,763.....	1997 season
8.	2,690.....	1994 season
9.	2,640.....	1998 season
10.	2,621.....	2006 season

## Most Yards Total Defense

1.	5,328.....	1998 season
2.	5,298.....	1984 season
3.	5,261.....	1990 season
4.	5,045.....	2012 season
5.	4,862.....	2009 season
6.	4,838.....	1987 season
7.	4,787.....	2007 season
8.	4,669.....	1985 season
9.	4,633.....	2011 season

## Most Passes Intercepted

1.	33.....	1951 season
2.	26.....	2007 season
3.	23.....	1950 season
4.	22.....	2002 season
	22.....	1970 season
6.	21.....	1966 season
	21.....	1952 season
8.	20.....	1995 season

## Most Interception Return Yards

1.	565.....	1951 season
2.	422.....	2007 season
3.	333.....	2008 season
4.	316.....	1956 season
5.	308.....	1976 season
6.	282.....	1949 season
7.	281.....	2000 season
8.	278.....	1982 season



YEAR-BY-YEAR RESULTS

Overall				Conference			Finish
Year	W	L	T	W	L	T	
1885	1	0	1	Independent			
1886	2	0	0	Independent			
1887	1	0	0	Independent			
1888	1	0	1	Independent			
1889	1	1	0	Independent			
1890	2	1	1	Independent			
1891	4	2	1	Independent			
1892	1	2	0	Independent			
1893	0	6	0	Independent			
1894	3	3	0	Independent			
1895	3	3	0	Independent			
1896	4	3	1	Independent			
1897	9	1	1	Independent			
1898	5	1	3	Independent			
1899	5	2	0	Independent			
1900	3	4	1	Independent			
1901	1	3	1	Independent			
1902	4	2	2	Independent			
1903	1	8	0	Independent			
1904	7	1	0	Independent			
1905	4	3	0	Independent			
1906	0	7	2	Independent			
1907	—No Games Played—						
1908	1	4	1	Independent			
1909	4	3	1	Independent			
Ohio							
1910	6	3	0	2	1	0	
1911	6	2	1	2	1	1	
1912	3	4	1	0	3	1	
1913	5	3	1	4	2	1	
1914	6	3	0	4	2	0	
1915	4	5	0	3	3	0	
1916	0	8	1	0	6	1	
1917	0	6	0	0	4	0	
1918	3	0	2	0	0	2	
1919	3	4	1	1	3	1	
1920	4	5	0	3	2	0	
1921	2	6	0	0	4	0	
1922	1	7	1	1	3	1	
1923	6	3	0	5	2	0	
1924	2	6	1	1	4	0	
Buckeye							
1925	4	5	0	1	3	0	
1926	3	5	1	0	3	1	
1927	2	5	2	0	3	1	
1928	1	8	0	0	5	0	6th
1929	4	4	1	0	4	1	
1930	5	4	0	2	3	0	3rd
1931	5	4	0	2	1	0	
1932	7	2	0	2	2	0	
1933	7	2	0	3	1	0	1st
1934	6	2	1	2	0	1	1st
1935	7	2	0	2	2	0	2nd
1936	1	5	3	Independent			
1937	0	10	0	Independent			
1938	4	5	0	Independent			
1939	4	3	2	Independent			
1940	5	3	1	Independent			

Overall				Conference			Finish
Year	W	L	T	W	L	T	
1941	6	3	0	Independent			
1942	8	2	0	Independent			
1943	—No Games Played—						
1944	—No Games Played—						
1945	4	4	0	Independent			
1946	9	2	0	Independent			
Mid-American							
1947	7	3	0	3	1	0	1st
1948	3	6	1	3	1	0	2nd
1949	7	4	0	4	0	0	1st
1950	8	4	0	3	1	0	2nd
1951	10	1	0	3	0	0	1st
1952	8	1	1	3	0	0	1st
1953	9	1	0	Independent			
1954	8	2	0	Independent			
1955	1	6	2	Independent			
1956	4	5	0	Independent			
Missouri Valley							
1957	5	4	1	1	3	0	4th
1958	6	2	2	1	1	2	2nd
1959	5	4	1	0	3	1	5th
1960	4	6	0	1	2	0	3rd
1961	3	7	0	1	2	0	3rd
1962	2	8	0	1	2	0	3rd
1963	6	4	0	3	1	0	1st
1964	8	2	0	4	0	0	1st
1965	5	5	0	2	2	0	3rd
1966	3	7	0	2	2	0	3rd
1967	3	6	0	2	2	0	3rd
1968	5	4	1	3	2	0	3rd
1969	4	6	0	2	3	0	3rd
1970	7	4	0	Independent			
1971	7	4	0	Independent			
1972	2	9	0	Independent			
1973	4	7	0	Independent			
1974	7	4	0	Independent			
1975	6	5	0	Independent			
1976*	9	2	0	Independent			
1977	5	4	2	Independent			
1978	5	6	0	Independent			
1979	2	9	0	Independent			
1980	2	9	0	Independent			
1981	6	5	0	Independent			
1982	6	5	0	Independent			
1983	4	6	1	Independent			
1984	2	9	0	Independent			
1985	5	6	0	Independent			
1986	5	6	0	Independent			
1987	4	7	0	Independent			
1988	3	8	0	Independent			
1989	1	9	1	Independent			
1990	1	10	0	Independent			
1991	4	7	0	Independent			
1992	3	8	0	Independent			
1993	8	3	0	Independent			
1994	2	8	1	Independent			

Overall				Conference			Finish
Year	W	L	T	W	L	T	
1995	6	5	0	Independent			

Conference USA							
1996	6	5	0	2	3	0	3rd
1997	8	4	0	2	4	0	4th
1998	2	9	0	1	5	0	7th
1999	3	8	0	0	6	0	9th
2000	7	5	0	5	2	0	2nd
2001	7	5	0	5	2	0	2nd
2002	7	7	0	6	2	0	1st
2003	5	7	0	2	6	0	9th
2004	7	5	0	5	3	0	2nd

BIG EAST							
2005	4	7	0	2	5	0	6th
2006	8	5	0	4	3	0	4th
2007	10	3	0	4	3	0	3rd
2008	11	3	0	6	1	0	1st
2009	12	1	0	7	0	0	1st
2010	4	8	0	4	3	0	7th
2011	10	3	0	5	2	0	t-1st
2012	10	3	0	5	2	0	t-1st

Totals 561 553 51 (.505)

\*Includes victory by forfeit

# 2013 UNIVERSITY OF CINCINNATI FOOTBALL

## SERIES RECORDS

TEAM	W	L	T	STARTED	LAST UC WIN	LAST OPP WIN
Air Force	0	1	0	1961 (AF 8-6)	—	1961 (8-6)
Akron	4	2	0	1984 (UC 28-27)	2011 (59-14)	1992 (24-22)
Alabama	0	5	0	1908 (AL 16-0)	—	1990 (45-7)
Antioch	1	1	0	1908 (AN 16-11)	1910 (38-0)	1908 (16-11)
Arizona State	2	0	0	1954 (UC 34-7)	1976 (14-0)	—
Arkansas State	1	1	0	1975 (AS 14-9)	1998 (51-7)	1975 (14-9)
Army	3	3	0	1963 (A 22-0)	2003 (33-29)	2004 (48-29)
Ashland	1	0	0	1934 (UC 32-6)	1934 (32-6)	—
Auburn	0	2	0	1984 (AU 60-0)	—	1986 (52-7)
Austin Peay	5	0	0	1985 (UC 31-9)	2011 (72-10)	—
Baldwin-Wallace	1	0	0	1945 (UC 39-0)	1945 (39-0)	—
Ball State	1	0	0	1993 (UC 44-12)	1993 (44-12)	—
Baltimore	1	0	0	1935 (UC 67-0)	1935 (67-0)	—
Boston College	3	4	0	1961 (BC 23-0)	1997 (24-6)	1996 (24-17)
Boston University	1	3	0	1939 (BU 13-6)	1942 (6-0)	1941 (14-13)
Bowling Green	0	4	0	1990 (BG 34-20)	—	1994 (38-0)
Butler	6	2	1	1891 (B 34-10)	1948 (16-7)	1937 (13-0)
Carnegie Tech	2	1	0	1920 (CT 27-17)	1941 (20-0)	1920 (27-17)
Case	2	1	0	1922 (UC 16-0)	1923 (69-0)	1937 (21-0)
Cedarville	2	0	0	1929 (UC 19-0)	1930 (46-0)	—
Central Michigan	0	1	0	1990 (CM 34-0)	—	1990 (34-0)
Centre	6	5	3	1892 (C 12-4)	1942 (21-0)	1910 (12-3)
Chicago	0	1	0	1893 (Chi 20-0)	—	1893 (20-0)
Colorado	0	1	0	1972 (CO 56-14)	—	1972 (56-14)
Connecticut	7	2	0	2001 (UC 45-28)	2012 (34-17)	2010 (38-17)
Cornell	1	0	0	1983 (UC 48-20)	1983 (48-20)	—
Dartmouth	1	0	0	1898 (UC 17-12)	1898 (17-12)	—
Dayton	15	17	1	1924 (D 21-0)	1970 (13-7)	1971 (16-3)
Delaware State	1	0	0	2012 (UC 23-7)	2012 (23-7)	—
Denison	7	14	2	1910 (UC 28-12)	1945 (30-0)	1928 (9-0)
DePauw	2	1	0	1905 (UC 17-0)	1945 (7-0)	1931 (7-6)
Detroit	5	4	1	1945 (D 20-0)	1964 (19-0)	1962 (15-14)
Drake	1	0	0	1963 (UC 28-0)	1963 (28-0)	—
Duke	1	0	0	2012 (UC 48-34)	2012 (48-24)	—
Earlham	5	4	0	1895 (UC 26-0)	1912 (21-0)	1917 (19-0)
East Carolina	5	12	0	1986 (EC 32-19)	2004 (24-19)	2001 (28-26)
Eastern Kentucky	2	0	0	2006 (UC 31-0)	2008 (40-7)	—
Eastern Michigan	1	0	0	2005 (UC 28-26)	2005 (28-26)	—
Florida	0	2	0	1984 (FL 48-17)	—	2009 (51-24)
Florida State	0	6	0	1977 (FS 14-0)	—	1990 (70-21)
Fordham	1	0	0	2012 (UC 49-17)	2012 (49-17)	—
Franklin	1	0	1	1890 (Tie 0-0)	1891 (38-0)	—
Fresno State	1	1	0	2009 (UC 28-20)	2009 (28-20)	2010 (28-14)
George Washington	1	1	0	1964 (GW 17-15)	1965 (13-3)	1964 (17-15)
Georgetown	0	2	0	1922 (G 37-0)	—	1936 (7-0)
Georgetown (KY)	8	3	0	1894 (G 6-4)	1934 (45-0)	1916 (16-0)
Georgia	0	2	0	1942 (GA 35-13)	—	1976 (31-17)
Hanover	10	1	0	1894 (UC 14-12)	1940 (45-0)	1908 (9-5)
Hardin-Simmons	5	1	1	1948 (Tie 7-7)	1960 (15-14)	1955 (53-20)
Hawai'i	2	1	0	1951 (UC 34-0)	2008 (29-24)	2002 (20-19)
Heidelberg	1	0	0	1931 (UC 46-7)	1931 (46-7)	—
Houston	8	13	0	1957 (UH 7-0)	2002 (47-14)	1999 (23-20)
Illinois	1	0	0	2009 (UC 49-36)	2009 (49-36)	—
Illinois Wesleyan	1	0	0	1938 (UC 6-0)	1938 (6-0)	—
Indiana	3	9	2	1896 (IU 16-0)	1957 (21-0)	2000 (42-6)
Indiana State	4	1	0	1972 (UC 10-7)	2010 (40-7)	1987 (40-16)
Indianapolis	1	0	0	1902 (UC 6-0)	1902 (6-0)	—
Iowa	0	1	0	1990 (I 63-10)	—	1990 (63-10)
Kansas	1	1	0	1995 (KU 23-18)	1997 (34-7)	1995 (23-18)
Kansas State	4	2	0	1951 (UC 34-0)	1966 (28-14)	1996 (35-0)
Kent State	5	0	0	1971 (UC 42-20)	1999 (41-3)	—
Kentucky	9	21	3	1894 (UC 32-4)	1996 (24-3)	1995 (33-14)
Kentucky Wesleyan	5	2	1	1920 (UC 35-0)	1930 (6-0)	1928 (6-0)
Kenyon	9	4	0	1895 (UC 16-4)	1929 (18-6)	1916 (27-0)
Long Beach State	1	0	0	1982 (UC 34-14)	1982 (34-14)	—

TEAM	W	L	T	STARTED	LAST UC WIN	LAST OPP WIN
Louisiana-Lafayette	3	1	0	1973 (UC 27-0)	1978 (38-13)	1976 (7-3)
Louisiana-Monroe	5	0	0	1974 (UC 20-7)	2001 (42-10)	—
Louisiana State	1	0	0	1897 (UC 28-0)	1897 (28-0)	—
Louisville	30	21	1	1929 (UC 7-0)	2011 (25-16)	2012 (34-31)
Marietta	4	6	1	1895 (UC 6-0)	1931 (50-0)	1920 (28-0)
Marquette	6	2	0	1953 (M 31-7)	1960 (33-13)	1959 (35-34)
Marshall	8	3	1	1906 (Tie 0-0)	2008 (33-10)	2000 (25-14)
Maryland	0	2	0	1975 (MD 21-19)	—	1976 (21-0)
Memphis	12	18	0	1966 (UM 26-14)	2004 (49-10)	2003 (21-16)
Miami (FL)	1	10	0	1947 (UC 20-7)	1947 (20-7)	1998 (38-12)
Miami (OH)	51	59	7	1888 (Tie 0-0)	2012 (52-14)	2005 (44-16)
Michigan State	1	1	0	1930 (MS 32-0)	1946 (18-7)	1930 (32-0)
Mid. Tennessee State	1	0	0	1991 (UC 30-10)	1991 (30-10)	—
Mississippi State	1	1	0	1948 (MS 27-0)	1949 (19-0)	1948 (27-0)
Morehead State	0	2	0	1937 (MS 7-0)	—	1989 (13-10)
Morgan State	1	0	0	1982 (UC 52-0)	1982 (52-0)	—
Muskingum	0	1	0	1931 (MU 15-0)	—	1931 (15-0)
Navy	0	2	0	1940 (N 14-0)	—	1956 (13-7)
Nebraska	0	1	0	1906 (NE 41-0)	—	1906 (41-0)
Nevada	0	1	0	1949 (NV 41-21)	—	1949 (41-21)
North Carolina	0	2	0	1979 (NC 35-14)	—	1991 (51-16)
North Carolina State	1	1	0	2010 (NCS 30-19)	2011 (44-14)	2010 (30-19)
North Texas	7	9	1	1958 (Tie 8-8)	1973 (52-3)	2002 (24-19)
Northern Illinois	1	1	0	1989 (NI 56-3)	1995 (55-19)	1989 (56-3)
Northwestern	0	2	0	1903 (NW 35-0)	—	1924 (42-0)
Northwestern State	1	0	0	1977 (UC 41-0)	1977 (41-0)	—
Notre Dame	0	1	0	1900 (ND 57-0)	—	1900 (57-0)
Oberlin	1	2	0	1898 (O 5-0)	1923 (6-0)	1924 (13-0)
Ohio	23	23	4	1896 (UC 52-0)	1981 (19-9)	1979 (27-7)
Ohio Northern	2	2	0	1916 (ON 9-0)	1929 (12-6)	1924 (9-0)
Ohio State	2	13	0	1893 (OSU 32-0)	1897 (34-0)	2006 (37-7)
Ohio Wesleyan	10	8	1	1894 (OW 16-4)	1938 (14-7)	1937 (20-6)
Oklahoma	0	2	0	2008 (OU 52-26)	—	2010 (31-29)
Oklahoma City	1	0	0	1947 (UC 20-13)	1947 (20-13)	—
Oklahoma State	1	2	0	1958 (OS 19-14)	1959 (22-9)	1983 (27-17)
Oregon State	2	0	0	2007 (UC 34-3)	2009 (28-18)	—
Otterbein	6	3	0	1902 (UC 16-0)	1934 (45-0)	1914 (3-0)
Pacific	5	3	0	1949 (P 34-7)	1959 (21-14)	1956 (21-15)
Penn State	1	8	0	1981 (PS 52-0)	1983 (14-3)	2005 (42-24)
Pittsburgh	4	8	0	1924 (P 21-14)	2012 (34-10)	2010 (28-10)
Purdue	0	1	0	2001 (P 19-14)	—	2001 (P 19-14)
Rhode Island	1	0	0	2003 (UC 31-24)	2003 (31-24)	—
Rice	1	0	0	1974 (UC 28-21)	1974 (28-21)	—
Richmond	3	3	0	1962 (R 21-20)	1981 (27-18)	1980 (24-10)
Rio Grande	2	0	0	1931 (UC 19-6)	1933 (20-0)	—
Rutgers	8	9	1	1980 (RU 24-7)	2010 (69-38)	2012 (10-3)
San Diego State	1	0	0	2007 (UC 52-23)	2007 (52-23)	—
South Carolina	0	2	0	1980 (SC 49-7)	—	1982 (37-10)
South Dakota	4	0	0	1932 (UC 7-0)	1965 (41-0)	—
South Dakota State	1	0	0	1935 (UC 38-0)	1935 (38-0)	—
Southeast Missouri St.	2	0	0	2007 (UC 59-3)	2009 (70-3)	—
Southern Miss	8	7	0	1976 (UC 28-21)	2007 (31-21)	2003 (22-20)
St. Bonaventure	1	0	0	1947 (UC 20-14)	1947 (20-14)	—
Syracuse	8	5	0	1993 (SYR 24-21)	2012 (35-24)	2010 (31-7)
Tampa	3	0	0	1938 (UC 7-6)	1968 (31-28)	—
TCU	2	1	0	2002 (UC 36-29)	2004 (21-10)	2003 (43-10)
Temple	5	9	1	1973 (TEM 16-15)	2012 (34-10)	1985 (28-16)
Tennessee	1	5	0	1904 (UC 35-0)	1904 (35-0)	2011 (45-23)
Tenn.-Chattanooga	1	0	0	1974 (UC 35-20)	1974 (35-20)	—
Tennessee Tech	1	0	0	1987 (UC 38-17)	1987 (38-17)	—
Texas A&M	1	0	0	1971 (UC 17-0)	1971 (17-0)	—
Texas Tech	0	0	1	1968 (Tie 10-10)	—	—
Texas Western	2	0	0	1950 (UC 32-0)	1951 (53-18)	—
Toledo	4	3	0	1921 (UC 20-0)	1993 (31-24)	2012 (29-23)
Transylvania	5	2	1	1909 (Tie 6-6)	1941 (46-0)	1928 (25-6)

SERIES RECORDS

TEAM	W	L	T	STARTED	LAST UC WIN	LAST OPP WIN	TEAM	W	L	T	STARTED	LAST UC WIN	LAST OPP WIN
Troy State	1	1	0	1994 (28-24)	1994 (28-24)	1999 (31-24)	Wayne	2	0	0	1939 (UC 21-0)	1941 (37-0)	—
Tulane	3	11	0	1909 (T 6-0)	2001 (46-33)	2002 (35-17)	West Texas State	0	1	0	1950 (WT 14-13)	—	1950 (14-13)
Tulsa	13	16	2	1946 (T 20-0)	1997 (34-24)	1980 (31-13)	West Virginia	3	16	1	1921 (WVU 50-0)	2009 (24-21)	2011 (24-21)
UAB	5	3	0	1996 (UC 34-14)	2002 (31-23)	2004 (30-27)	Western Carolina	1	0	0	2005 (UC 7-3)	2005 (7-3)	—
USF	7	3	0	2003 (USF 24-17 2ot)	2012 (27-10)	2010 (38-30)	Western Michigan	3	0	0	1949 (UC 27-6)	2006 (27-24)	—
Utah State	1	0	0	1997 (UC 35-19)	1997 (35-19)	—	Western Reserve	10	3	2	1913 (Tie 0-0)	1953 (66-0)	1938 (33-0)
Vanderbilt	4	4	0	1898 (UC 12-0)	2011 (31-24)	1994 (34-24)	Wichita State	14	7	2	1954 (WSU 13-0)	1986 (24-19)	1980 (13-8)
Villanova	2	2	0	1972 (UC 14-7)	1979 (27-13)	1980 (23-6)	William & Mary	3	1	0	1950 (WM 20-14)	1970 (17-10)	1950 (20-14)
Va. Military Institute	2	0	0	1951 (UC 26-7)	1953 (67-0)	—	Wilmington	1	0	0	1919 (UC 34-0)	1919 (34-0)	—
Virginia Tech	5	5	0	1946 (UC 18-6)	2012 (27-24)	2008 (20-7)	Wisconsin	1	3	0	1936 (UW 27-6)	1999 (17-12)	2000 (28-25)
Wabash	2	0	0	1932 (UC 14-0)	1952 (27-7)	—	Wittenberg	10	11	5	1896 (W 6-0)	1933 (14-6)	1930 (12-0)
Washington (MO)	0	1	0	1903 (W 23-11)	—	1903 (23-11)	Wooster	0	3	0	1916 (W 20-0)	—	1924 (32-0)
Washington	0	1	0	1974 (W 21-17)	—	1974 (21-17)	Xavier	18	12	0	1918 (UC 12-0)	1973 (40-7)	1972 (19-7)
Wash. & Jefferson	0	1	0	1899 (WJ 20-0)	—	1899 (20-0)	Youngstown State	2	2	0	1981 (YS 19-13)	1985 (29-27)	1984 (27-23)
Washington & Lee	1	0	0	1952 (UC 54-0)	1952 (54-0)	—	Non-Collegiate	21	15	3			

SERIES RECORD BY CONFERENCE

FOOTBALL BOWL SUBDIVISION				Southern Miss.				8	7	0	WESTERN ATHLETIC				18	19	2	PIONEER				7	4	1			
ATLANTIC COAST				11	30	0	Tulane				3	11	0	Fresno State				1	1	0	Butler				6	2	1
Boston College				3	4	0	Tulsa				13	16	2	Hawai'i				2	1	0	Dayton				15	17	1
Duke				1	0	0	UAB				5	3	0	Nevada				0	1	0	Drake				1	0	0
Florida State				0	6	0	MID-AMERICAN				93	93	11	UTEP				2	0	0	Morehead State				0	2	0
Maryland				0	2	0	Akron				4	2	0	INDEPENDENTS				3	6	0							
Miami (FL)				1	10	0	Ball State				1	0	0	Army				3	3	0	SOUTHERN				2	0	0
North Carolina				0	2	0	Bowling Green				0	4	0	Navy				0	2	0	Tenn.-Chattanooga				1	0	0
North Carolina State				1	1	0	Central Michigan				0	1	0	Notre Dame				0	1	0	Western Carolina				1	0	0
Virginia Tech				5	5	0	Eastern Michigan				1	0	0														
BIG 12				10	25	2	Kent State				5	0	0	FOOTBALL CHAMPIONSHIP SUBDIVISION													
Colorado				0	1	0	Miami (OH)				51	59	7	BIG SOUTH				2	0	0							
Kansas				1	1	0	Northern Illinois				1	1	0	Virginia Military Institute				2	0	0							
Kansas State				4	2	0	Ohio				23	23	4	BIG WEST				6	3	0							
Nebraska				0	1	0	Toledo				4	3	0	Pacific				5	3	0							
Oklahoma				0	2	0	Western Michigan				3	0	0	Utah State				1	0	0							
Oklahoma State				1	2	0	MOUNTAIN WEST				3	2	0	MISSOURI VALLEY				6	3	0							
Texas A&M				1	0	0	Air Force				0	1	0	Indiana State				4	1	0							
Texas Tech				0	0	1	San Diego State				1	0	0	Youngstown State				2	2	0							
West Virginia				3	16	1	TCU				2	1	0	GREAT WEST				1	0	0							
BIG EAST				69	58	4	PAC-12				4	1	0	South Dakota State				1	0	0							
Connecticut				7	2	0	Arizona State				2	0	0	IVY LEAGUE				2	0	0							
Louisville				30	21	1	Oregon State				2	0	0	Cornell				1	0	0							
Pittsburgh				4	8	0	Washington				0	1	0	Dartmouth				1	0	0							
Rutgers				8	9	1	SOUTHEASTERN				16	44	3	MID-EASTERN ATHLETIC				2	0	0							
Syracuse				8	5	0	Alabama				0	5	0	Delaware State				1	0	0							
Temple				5	9	1	Auburn				0	2	0	Morgan State				1	0	0							
USF				7	4	0	Florida				0	2	0	OHIO VALLEY				10	0	0							
BIG TEN				9	38	2	Georgia				0	2	0	Austin Peay				5	0	0							
Illinois				1	0	0	Kentucky				9	21	3	Eastern Kentucky				2	0	0							
Indiana				3	9	2	Louisiana State				1	0	0	Southeast Missouri St.				2	0	0							
Iowa				0	1	0	Mississippi State				1	1	0	Tennessee Tech				1	0	0							
Michigan State				1	1	0	South Carolina				0	2	0	PATRIOT				1	2	0							
Northwestern				0	2	0	Tennessee				1	5	0	Fordham				1	0	0							
Ohio State				2	13	0	Vanderbilt				4	4	0	Georgetown				0	2	0							
Penn State				1	8	0	SUN BELT				18	12	1														
Purdue				0	1	0	Arkansas State				1	1	0														
Wisconsin				1	3	0	Louisiana-Lafayette				3	1	0														
CONFERENCE USA				50	67	1	Louisiana-Monroe				5	0	0														
East Carolina				5	12	0	Middle Tennessee State				1	0	0														
Houston				8	13	0	North Texas				7	9	1														
Marshall				8	3	1	Troy State				1	1	0														
Memphis				12	18	0																					
Rice				1	0	0																					

## ALL-TIME SCORES

**1885 (1-0 Overall)**

**Coach:** None **League: Independent**  
**Captain:** Arch Carson

Oct. 23 Mt. Auburn T 0-0  
 Nov. 14 Mt. Auburn W 26-6

**1886 (2-0 Overall)**

**Coach:** None **League: Independent**  
**Captain:** Arch Carson

Mt. Auburn W 18-6  
 Mt. Auburn W 8-6

**1887 (1-0 Overall)**

**Coach:** None **League: Independent**  
**Captain:** Henry Bettmann

Woodward H.S. W 8-4

**1888 (1-0-1 Overall)**

**Coach:** None **League: Independent**  
**Captain:** Arch Carson

Walnut Hills Gym W 8-6  
 Miami (OH) T 0-0

**1889 (1-1 Overall)**

**Coach:** None **League: Independent**  
**Captain:** Arch Carson

Avondale W 12-0  
 Miami (OH) L 34-0

**1890 (2-1-1 Overall)**

**Coach:** None **League: Independent**  
**Captain:** Henry Bettmann

Franklin T 0-0  
 Woodward H.S. L 16-8  
 Wyoming (OH) W 8-4  
 Wyoming (OH) W 6-0

**1891 (4-2-1 Overall)**

**Coach:** None **League: Independent**  
**Captains:** Clyde Johnson

Woodward H.S. W 22-0  
 Hughes H.S. W 33-0  
 Franklin W 38-0  
 Cincinnati Gym T 0-0  
 Dayton YMCA L 12-8  
 Butler L 34-10  
 Cincinnati Gym W 18-0

**1892 (1-2 Overall)**

**Coach:** None **League: Independent**  
**Captains:** James Robinson, Dan Laurence

Dayton YMCA W 16-6  
 Centre L 12-4  
 Centre L 34-0

**1893 (0-6 Overall)**

**Coach:** None **League: Independent**  
**Captains:** Dan Laurence, Russell Reeder

Oct. 7 at Miami (OH) L 24-6  
 Oct. 14 at Centre L 16-0  
 Oct. 28 at Chicago L 20-0  
 Nov. 4 Miami (OH) L 6-0  
 Nov. 18 at Ohio State L 32-0  
 Nov. 30 Cincinnati YMCA L 22-6

**1894 (3-3 Overall)**

**Coach:** W. Durant Berry **League: Independent**  
**Captain:** W. Durant Berry

Oct. 13 at Georgetown (Ky.) L 6-4  
 Oct. 20 Miami (OH) W 6-0  
 Nov. 3 Kentucky W 32-4  
 Nov. 9 at Hanover W 14-12  
 Nov. 17 Ohio State L 6-4  
 Nov. 29 Ohio Wesleyan L 16-4

**1895 (3-3 Overall)**

**Coach:** W. Durant Berry **League: Independent**  
**Captain:** Randolph Matthews

Oct. 12 Kenyon W 16-4  
 Oct. 19 at Duquesne A.C. L 26-6  
 Oct. 26 Earlham W 26-0  
 Nov. 9 Ohio State L 4-0  
 Nov. 16 Miami (OH) L 12-0  
 Nov. 27 Marietta W 6-0

**1896 (11-3 Overall)**

**Coach:** William Reynolds **League: Independent**  
**Captain:** Lyman Eaton

Oct. 2 Miami (OH) L 6-4  
 Oct. 10 Ohio State W 8-6  
 Oct. 17 Ohio W 52-0  
 Oct. 24 Ohio Wesleyan W 6-0  
 Oct. 31 at Indiana L 16-0  
 Nov. 14 Carlisle Indians L 28-0  
 Nov. 21 at Wittenberg W 6-0  
 Nov. 26 Centre T 12-12

**1897 (9-1-1 Overall)**

**Coach:** Tom Fennell **League: Independent**  
**Captain:** William Bass

Sept. 25 at Ohio W 12-0  
 Oct. 2 at Nashville Guards T 6-6  
 Oct. 9 at Miami (OH) W 6-0  
 Oct. 16 at Centre W 4-0  
 Oct. 23 17th Reg. Ohio Nat. Guard W 20-0  
 Oct. 30 Miami (OH) W 10-6  
 Nov. 6 Centre W 10-0  
 Nov. 13 Ohio State W 34-0  
 Nov. 25 Carlisle Indians L 10-0  
 Jan. 1 at Southern Athletic Club ^ W 16-0  
 Jan. 3 at Louisiana State W 28-0  
 ^-New Orleans, La.

**1898 (6-1-2 Overall)**

**Coach:** Frank Cavanaugh **League: Independent**  
**Captain:** Albert Morrill

Oct. 1 at Ohio W 12-0  
 Oct. 8 at Miami (OH) W 22-0  
 Oct. 15 at Vanderbilt W 12-0  
 Oct. 22 Oberlin L 5-0  
 Oct. 29 at Indiana T 0-0  
 Nov. 5 UC Alumni W 12-0  
 Nov. 12 Ohio Wesleyan W 57-0  
 Nov. 24 Indiana T 11-11  
 Nov. 26 Dartmouth W 17-12

**1899 (5-2 Overall)**

**Coach:** Dan Reed **League: Independent**  
**Captain:** Howard Nieman

Oct. 7 Miami (OH) W 22-0  
 Oct. 21 at Vanderbilt W 6-0  
 Oct. 28 Centre W 26-0  
 Nov. 4 at Indiana L 35-0  
 Nov. 11 at Washington & Jefferson L 20-0  
 Nov. 18 UC Alumni W 6-0  
 Nov. 30 Ohio Wesleyan W 28-5

**1900 (3-4-1 Overall)**

**Coach:** Dan Reed **League: Independent**  
**Captain:** Burt Charles

Covington YMCA W 15-10  
 Centre T 0-0  
 Haskell Indians L 16-0  
 Kentucky W 20-6  
 Marietta L 25-0  
 Miami (OH) W 16-12  
 Notre Dame L 57-0  
 Ohio State L 29-0

**1901 (1-3-1 Overall)**

**Coach:** Henry Pratt **League: Independent**  
**Captain:** Adolph Fennell

Avondale L 13-0  
 Hanover W 10-0  
 Kentucky T 0-0  
 Ohio L 16-0  
 Wittenberg L 18-0

**1902 (4-2-2 Overall)**

**Coach:** Anthony Chez **League: Independent**  
**Captain:** Harry Box

Oct. 4 Hanover W 18-0  
 Oct. 11 at Earlham W 12-6  
 Oct. 18 Indianapolis W 6-0  
 Oct. 25 Stumps L 23-0  
 Nov. 1 Otterbein W 16-0  
 Nov. 8 Wittenberg T 0-0  
 Nov. 15 at Kentucky T 6-6  
 Nov. 22 at Marietta L 10-0



## ALL-TIME SCORES

**1903 (1-8 Overall)**

**Coach:** Anthony Chez      **League:** Independent  
**Captain:** Harry Wieman

Hanover	W	28-6
Wittenberg	L	6-0
Miami (OH)	L	15-0
Earlham	L	11-0
Northwestern	L	35-0
Kenyon	L	16-0
Alumni	L	6-0
Washington (MO)	L	23-11
Avondale	L	23-0

**1904 (7-1 Overall)**

**Coach:** Amos Foster      **League:** Independent  
**Captain:** Alfred McCray

Georgetown (KY)	W	33-0
Wittenberg	W	29-4
Miami (OH)	W	46-0
Kentucky	W	11-0
Ohio Medics	W	11-0
Stumps	L	6-0
Tennessee	W	35-0
Kenyon	W	17-0

**1905 (4-3 Overall)**

**Coach:** Amos Foster      **League:** Independent  
**Captains:** William Foley

Carlisle Indians	L	34-5
DePauw	W	17-0
Earlham	W	12-0
Indiana	L	47-6
Kenyon	W	23-4
Marietta	L	6-0
Ohio Wesleyan	W	24-0

**1906 (0-7-2 Overall)**

**Coach:** William Foley      **League:** Independent  
**Captains:** Edward Adams

Oct. 6	Marshall	T	0-0
Oct. 13	Miami (OH)	T	0-0
Oct. 20	at Earlham	L	20-0
Oct. 27	Avondale	L	4-0
Nov. 3	Ohio	L	16-5
Nov. 10	at Wittenberg	L	12-0
Nov. 21	Carlisle Indians	L	18-0
Nov. 29	at Nebraska	L	41-0
	Marietta	L	51-0

**1907 (No Collegiate Games Played)**

**Coach:** Ralph Inott      **League:** Independent  
**Captain:** W. Peaslee

**1908 (1-4-1 Overall)**

**Coach:** Ralph Inott      **League:** Independent  
**Captain:** Robert Marx

Oct. 17	at Alabama	L	16-0
Oct. 24	Hanover	L	9-5
Nov. 1	Lebanon	W	43-0
Nov. 7	Kenyon	L	63-0
Nov. 14	at Antioch	L	16-11
Nov. 26	at Wittenberg	T	0-0

**1909 (4-3-1 Overall)**

**Coach:** Robert Burch      **League:** Independent  
**Captain:** Ernest DuBray

Oct. 2	Hanover	W	6-2
Oct. 9	Wittenberg	W	22-5
Oct. 16	Otterbein	L	15-3
Oct. 23	Transylvania	T	6-6
Oct. 30	Centre	L	34-0
Nov. 6	Tulane	L	6-0
Nov. 13	Butler	W	22-0
Nov. 25	Miami (OH)	W	10-6

**1910 (6-3 Overall)**

**Coach:** Robert Burch      **League:** Ohio  
**Captain:** Walter Heuck

Transylvania	W	16-0
Ohio State	L	23-0
Earlham	W	20-0
Wittenberg	W	8-0
Miami (OH)	W	3-0
Otterbein	L	12-6
Centre	L	12-3
Antioch	W	38-0
Denison	W	28-12

**1911 (6-2-1 Overall)**

**Coach:** Robert Burch      **Conference:** Ohio  
**Captains:** Walter Heuck

Transylvania	W	12-0
Earlham	L	9-0
Otterbein	W	16-3
Kentucky	W	6-0
Butler	W	23-11
Denison	T	0-0
Miami (OH)	W	11-0
Wittenberg	W	5-0
Ohio State	L	11-6

**1912 (3-4-1 Overall)**

**Coach:** Lowell Dana      **League:** Ohio  
**Captain:** Robert Heuck

Transylvania	W	124-0
at Earlham	W	21-0
Kentucky	L	19-13
Ohio State	L	45-7
Otterbein	W	39-7
Denison	L	31-13
Kenyon	L	22-13
Miami (OH)	T	21-21

**1913 (5-3-1 Overall)**

**Coach:** Lowell Dana      **League:** Ohio  
**Captain:** Clement Fenker

Georgetown (KY)	W	46-0
Wittenberg	W	32-0
Ohio	W	20-2
Ohio Wesleyan	W	44-3
Kentucky	L	27-7
Case Western	T	0-0
Denison	L	14-7
Kenyon	W	14-2
Miami (OH)	L	13-7

**1914 (6-3 Overall)**

**Coach:** George Little      **League:** Ohio  
**Captain:** L.K. Baehr

Georgetown (KY)	W	35-0
Denison	W	13-0
Ohio Wesleyan	L	14-7
Kenyon	W	47-0
Kentucky	W	14-7
Western Reserve	W	20-0
Otterbein	L	3-0
Ohio	W	15-0
Miami (OH)	L	20-13

**1915 (4-5 Overall)**

**Coach:** George Little      **League:** Ohio  
**Captain:** Roy Palmer

Sept. 26	ALUMNI	W	14-7
Oct. 2	GEORGETOWN (KY)	L	21-7
Oct. 9	OHIO	L	15-0
Oct. 16	KENYON	W	27-7
Oct. 23	DENISON	L	35-0
Oct. 30	OHIO WESLEYAN	W	17-6
Nov. 6	at Kentucky	L	27-6
Nov. 13	WITTENBERG	W	27-16
Nov. 25	MIAMI (OH)	L	24-12

**1916 (0-8-1 Overall)**

**Coach:** Ion Cortright      **League:** Ohio  
**Captains:** Harold Altamer

Wittenberg	T	0-0
Denison	L	29-0
Georgetown (KY)	L	16-0
Ohio Northern	L	9-0
Kentucky	L	27-0
Wooster	L	20-0
Ohio	L	33-10
Kenyon	L	27-0
Miami (OH)	L	33-0

**1917 (0-6 Overall)**

**Coach:** Frank Marty      **League:** Ohio  
**Captain:** Harold Talcott

Earlham	L	19-0
Wittenberg	L	7-0
Marietta	L	53-0
Ohio	L	22-0
Ohio Wesleyan	L	48-0
Miami (OH)	L	40-0

ALL-TIME SCORES

1918 (3-0-2 Overall)				1923 (6-3 Overall)				1927 (2-5-2 Overall)					
Coach:	Boyd Chambers	League: Ohio		Coach:	George McLaren	League: Ohio		Coach:	George Babcock	League: Buckeye			
Captain:	Charles Shyrock			Captains:	Red Prather			Captain:	Joseph Filger				
Nov. 2	FORT THOMAS	W	6-0	Sept. 29	KENTUCKY WESLEYAN	H	W	17-0	Sept. 24	Kentucky Wesleyan	L	12-0	
Nov. 9	at Ohio	T	6-6	Oct. 6	KENTUCKY	H	L	14-0	Oct. 1	Hanover	W	35-6	
Nov. 23	GEORGETOWN (KY)	W	21-7	Oct. 12	at Denison	A	L	24-7	Oct. 8	Wittenberg	L	45-0	
Nov. 29	MIAMI (OH)	T	0-0	Oct. 20	at Ohio	A	W	13-6	Oct. 15	Dayton	L	9-0	
Dec. 7	XAVIER	W	12-0	Oct. 27	WOOSTER	H	L	20-7	Oct. 22	Marietta	T	6-6	
1919 (3-4-1 Overall)				Nov. 3	at Oberlin	A	W	6-0	Oct. 29	Denison	L	3-0	
Coach:	Boyd Chambers	League: Ohio		Nov. 10	OHIO NORTHERN	H	W	15-7	Nov. 5	Transylvania	W	19-0	
Captain:	Bob Stack			Nov. 17	CASE	H	W	69-0	Nov. 12	Ohio	T	7-7	
				Nov. 22	MIAMI (OH)	H	W	23-0	Nov. 24	Miami (OH)	L	17-14	
1920 (4-5 Overall)				1924 (2-6-1 Overall)				1928 (1-8 Overall)					
Coach:	Boyd Chambers	League: Ohio		Coach:	George McLaren	League: Ohio		Coach:	George Babcock	League: Buckeye			
Captain:	Dan Fries			Captain:	Tony McAndrews			Captain:	John Schott				
Oct. 4	WILMINGTON	W	34-0	Sept. 27	KENTUCKY WESLEYAN	H	T	6-6	Sept. 29	Hanover	W	20-6	
Oct. 11	at Ohio State	L	46-0	Oct. 4	GEORGETOWN (KY)	H	W	33-21	Oct. 6	Kentucky Wesleyan	L	6-0	
Oct. 18	KENYON	W	18-0	Oct. 11	at Northwestern	A	L	42-0	Oct. 13	Ohio Wesleyan	L	71-0	
Oct. 25	DENISON	L	9-2	Oct. 18	DENISON	H	L	13-7	Oct. 20	Ohio	L	65-0	
Nov. 1	at Wittenberg	T	0-0	Oct. 25	at Ohio Northern	A	L	9-0	Oct. 27	Wittenberg	L	6-0	
Nov. 8	KENTUCKY	W	7-0	Nov. 1	DAYTON	H	L	21-0	Nov. 3	Transylvania	L	25-6	
Nov. 15	at Tennessee	L	33-12	Nov. 8	OVERLIN	H	L	13-0	Nov. 10	Dayton	L	25-6	
Nov. 27	MIAMI (OH)	L	14-0	Nov. 15	at Wooster	A	L	32-0	Nov. 17	Denison	L	9-0	
1921 (2-6 Overall)				Nov. 27	MIAMI (OH)	H	W	8-7	Nov. 29	Miami (OH)	L	34-0	
Coach:	Boyd Chambers	League: Ohio		1925 (4-5 Overall)				1929 (4-4-1 Overall)					
Captain:	Frank Crolley			Coach:	George McLaren	League: Buckeye		Coach:	George Babcock	League: Buckeye			
Sept. 25	KENTUCKY WESLEYAN	W	35-0	Captain:	John Pease			Captain:	Frank Dost				
Oct. 2	KENYON	W	45-0	Sept. 26	Transylvania	L	21-15		CEDARVILLE	H	W	19-0	
Oct. 9	OHIO	W	6-0	Oct. 3	Hanover	W	12-0		at Louisville	A	W	7-0	
Oct. 16	DENISON	L	21-0	Oct. 10	Georgetown (KY)	W	12-6		OHIO NORTHERN	H	W	12-6	
Oct. 23	at Carnegie Tech	L	27-17	Oct. 17	Otterbein	W	6-0		at Kenyon	A	W	18-6	
Oct. 30	WITTENBERG	L	13-9	Oct. 24	Denison	L	24-12		DENISON	H	T	6-6	
Nov. 6	at Kentucky	L	7-6	Oct. 31	Dayton	L	23-0		OHIO	H	L	35-0	
Nov. 13	MARIETTA	L	28-0	Nov. 7	Wittenberg	W	6-2		at Wittenberg	A	L	13-7	
Nov. 25	MIAMI (OH)	W	7-0	Nov. 14	Ohio	L	13-2		OHIO WESLEYAN	H	L	53-0	
1922 (1-7-1 Overall)				Nov. 26	Miami (OH)	L	33-0		MIAMI (OH)	H	L	14-6	
Coach:	Boyd Chambers	League: Ohio		1926 (3-5-1 Overall)				1930 (5-4 Overall)					
Captain:	Frank Crolley			Coach:	George McLaren	League: Buckeye		Coach:	George Babcock	League: Buckeye			
Sept. 24	TOLEDO	H	W	20-0	Captain:	Tiny Herman		Captain:	Art Hallett				
Oct. 1	at West Virginia	A	L	50-0		Kentucky Wesleyan	W	25-0	Sept. 27	CEDARVILLE	H	W	46-0
Oct. 15	at Pittsburgh	A	L	21-14		Otterbein	W	21-6	Oct. 3	KENTUCKY WESLEYAN	H	W	6-0
Oct. 22	KENTUCKY WESLEYAN	H	W	115-0		Denison	L	14-0	Oct. 11	at Michigan State	A	L	32-0
Oct. 29	WITTENBERG	H	L	7-2		Marietta	W	22-7	Oct. 18	OHIO WESLEYAN	H	L	33-0
Nov. 5	at Ohio	A	L	7-6		Ohio	L	38-7	Oct. 25	DENISON	H	W	13-6
Nov. 12	DENISON	H	L	7-0		Western Reserve	L	14-2	Nov. 1	OHIO	H	L	48-0
Nov. 24	MIAMI (OH)	H	L	15-7		Dayton	L	52-0	Nov. 8	MARIETTA	H	W	20-7
1923 (1-7-1 Overall)						Wittenberg	L	15-13	Nov. 15	WITTENBERG	H	L	12-0
Coach:	George McLaren	League: Ohio				Miami (OH)	T	6-6	Nov. 27	MIAMI (OH)	H	W	6-0
Captain:	Mike Palmer												
Sept. 30	PITTSBURGH	H	L	37-0									
Oct. 7	at Kentucky	A	L	15-0									
Oct. 14	at Georgetown	A	L	37-0									
Oct. 21	OHIO WESLEYAN	H	L	14-7									
Oct. 28	at Case	A	W	16-0									
Nov. 4	WEST VIRGINIA	H	L	34-0									
Nov. 11	DENISON	H	L	22-0									
Nov. 18	at Wittenberg	A	T	6-6									
Nov. 30	MIAMI (OH)	H	L	9-6									

## ALL-TIME SCORES

**1931 (5-4 Overall)**

**Coach:** Dana King **League:** Buckeye  
**Captains:** Cliff Goldmeyer

Sept. 26	RIO GRANDE	H	W	19-6
Oct. 3	at Ohio State	A	L	67-6
Oct. 10	DePAUW	H	L	7-6
Oct. 17	MARIETTA	H	W	50-0
Oct. 24	OHIO	H	L	13-7
Oct. 31	MUSKINGUM	H	L	15-0
Nov. 7	at Denison	A	W	33-0
Nov. 14	HEIDELBERG	H	W	46-7
Nov. 26	MIAMI (OH)	H	W	20-0

**1932 (7-2 Overall)**

**Coach:** Dana King **League:** Buckeye  
**Captain:** Bill Gilliland

Sept. 24	HANOVER	H	W	51-0
Oct. 1	GEORGETOWN (KY)	H	W	22-12
Oct. 8	BUTLER	H	W	13-7
Oct. 15	SOUTH DAKOTA	H	W	7-0
Oct. 22	DENISON	H	W	6-0
Oct. 29	WITTENBERG	H	W	25-6
Nov. 5	WABASH	H	W	14-0
Nov. 12	at Ohio	A	L	23-0
Nov. 24	MIAMI (OH)	H	L	21-13

**1933 (7-2 Overall)****BUCKEYE CONFERENCE CO-CHAMPIONS**

**Coach:** Dana King **League:** Buckeye  
**Captain:** Merle Williams

Sept. 30	RIO GRANDE	H	W	20-0
Oct. 7	SOUTH DAKOTA	H	W	13-0
Oct. 14	KENTUCKY	H	L	3-0
Oct. 21	MARSHALL	H	W	19-0
Oct. 28	BUTLER	H	W	34-7
Nov. 4	at Ohio Wesleyan	A	W	7-0
Nov. 11	at Wittenberg	A	W	14-6
Nov. 18	OHIO	H	W	2-0
Nov. 30	MIAMI (OH)	H	L	6-2

**1934 (6-2-1 Overall)****BUCKEYE CONFERENCE CHAMPIONS**

**Coach:** Dana King **League:** Buckeye  
**Captain:** George Smith

Sept. 29	OTTERBEIN	H	W	45-0
Oct. 6	KENTUCKY	H	L	27-0
Oct. 13	at Vanderbilt	A	L	32-0
Oct. 20	ASHLAND	H	W	32-6
Oct. 27	GEORGETOWN (KY)	H	W	45-0
Nov. 3	MARSHALL	H	W	7-0
Nov. 10	at Ohio	A	T	0-0
Nov. 17	OHIO WESLEYAN	H	W	13-6
Nov. 29	MIAMI (OH)	H	W	21-0

**1935 (7-2 Overall)**

**Coach:** Russ Cohen **League:** Buckeye  
**Captain:** Ray Nolting

Sept. 28	DAYTON	H	W	25-0
Oct. 5	SOUTH DAKOTA STATE	H	W	38-0
Oct. 12	at Denison	A	W	35-0
Oct. 19	INDIANA	H	W	7-0
Oct. 26	BALTIMORE	H	W	67-0
Nov. 2	at Ohio Wesleyan	A	L	13-12
Nov. 9	MARSHALL	H	W	39-13
Nov. 16	at Ohio	A	L	16-6
Nov. 28	MIAMI (OH)	H	W	8-7

**1936 (1-5-3 Overall)**

**Coach:** Russ Cohen **League:** Independent  
**Captain:** Linus Haby

Sept. 26	WEST VIRGINIA	H	L	40-6
Oct. 3	BUTLER	H	T	12-12
Oct. 10	GEORGETOWN	H	L	7-0
Oct. 17	at Marshall	A	W	13-7
Oct. 24	DAYTON	H	L	21-13
Oct. 31	at Ohio	A	L	10-7
Nov. 7	OHIO WESLEYAN	H	T	0-0
Nov. 14	at Wisconsin	A	L	27-6
Nov. 26	MIAMI (OH)	H	T	0-0

**1937 (0-10 Overall)**

**Coach:** Russ Cohen **League:** Independent  
**Captain:** Wade "Red" Woodworth

Sept. 18	MOREHEAD	H	L	7-0
Sept. 25	WESTERN RESERVE	H	L	32-6
Oct. 2	BUTLER	H	L	13-0
Oct. 9	at Dayton	A	L	35-0
Oct. 16	CASE	H	L	21-0
Oct. 23	at Indiana	A	L	27-0
Oct. 30	at Ohio Wesleyan	A	L	20-6
Nov. 6	OHIO	H	L	17-0
Nov. 13	at Marshall	A	L	28-0
Nov. 25	MIAMI (OH)	H	L	14-6

**1938 (4-5 Overall)**

**Coach:** Joe Meyer **League:** Independent  
**Captain:** Harry Shelby

Sept. 24	LOUISVILLE	H	W	19-9
Oct. 1	ILL. WESLEYAN	H	W	6-0
Oct. 8	DAYTON	H	L	26-6
Oct. 14	at Tampa	A	W	7-6
Oct. 22	WESTERN RESERVE	H	L	33-0
Oct. 29	at Ohio	A	L	13-12
Nov. 5	OHIO WESLEYAN	H	W	14-7
Nov. 12	MARSHALL	H	L	27-9
Nov. 24	MIAMI (OH)	H	L	16-7

**1939 (4-3-2 Overall)**

**Coach:** Joe Meyer **League:** Independent  
**Captain:** Orville Kelchner

Sept. 30	TAMPA	H	W	26-7
Oct. 6	at Dayton	A	L	32-2
Oct. 14	WEST VIRGINIA	H	L	7-0
Oct. 21	at Wayne	A	W	21-0
Oct. 27	at Western Reserve	A	T	0-0
Nov. 4	CENTRE	H	T	6-6
Nov. 11	BOSTON UNIVERSITY	H	L	13-6
Nov. 18	SOUTH DAKOTA	H	W	13-0
Nov. 23	MIAMI (OH)	H	W	13-0

**1940 (5-3-1 Overall)**

**Coach:** Joe Meyer **League:** Independent  
**Captain:** Otto Oppenheimer

Sept. 1	HANOVER	H	W	45-0
Sept. 28	LOUISVILLE	H	W	7-0
Oct. 5	at Navy	A	L	14-0
Oct. 12	CENTRE	H	W	22-0
Oct. 19	at Boston University	A	L	14-0
Oct. 26	DAYTON	H	L	7-0
Nov. 2	CARNEGIE TECH	H	W	7-6
Nov. 9	at West Virginia	A	T	7-7
Nov. 21	MIAMI (OH)	H	W	44-0

**1941 (6-3 Overall)**

**Coach:** Joe Meyer **League:** Independent  
**Captains:** Ray Virgin

Sept. 20	TRANSYLVANIA	H	W	46-0
Sept. 27	LOUISVILLE	H	W	28-7
Oct. 4	at Boston University	A	L	14-13
Oct. 11	WAYNE	H	W	37-0
Oct. 18	CENTRE	H	W	18-0
Oct. 25	at Tennessee	A	L	21-6
Nov. 1	at Dayton	A	L	3-0
Nov. 8	CARNEGIE TECH	H	W	20-0
Nov. 20	MIAMI (OH)	H	W	26-0

**1942 (8-2 Overall)**

**Coach:** Joe Meyer **League:** Independent  
**Captain:** Nick Skorich

Sept. 26	LOUISVILLE	H	W	51-0
Oct. 3	at Western Reserve	A	W	18-7
Oct. 10	CENTRE	H	W	21-0
Oct. 17	OHIO	H	W	26-7
Oct. 24	(2) GEORGIA	H	L	35-13
Oct. 31	BOSTON UNIVERSITY	H	W	6-0
Nov. 7	at (13) Tennessee	A	L	34-12
Nov. 14	DAYTON	H	W	20-0
Nov. 21	XAVIER	H	W	9-0
Nov. 26	MIAMI (OH)	H	W	21-12

ALL-TIME SCORES

1943-44					1949 (7-4 Overall)					1952 (8-1-1 Overall)				
No Football - World War II					MID-AMERICAN CONFERENCE CHAMPIONS					MID-AMERICAN CONFERENCE CHAMPIONS				
Coach: Ray Nolting		League: Independent			Coach: Sid Gillman		League: Mid-American			Coach: Sid Gillman		League: Mid-American		
Captain: None					Captain: Thurman Owens					Captain: Glenn Sample				
Sept. 22	DENISON	H	W	30-0	Sept. 17	NEVADA	H	L	41-21	Sept. 20	DAYTON	H	W	25-0
Sept. 29	at Kentucky	A	L	13-7	Sept. 24	HARDIN-SIMMONS	H	W	27-21	Sept. 27	KANSAS STATE	H	W	13-6
Oct. 6	DePAUW	H	W	7-0	Oct. 1	at Pacific	A	L	34-7	Oct. 4	at Tulsa	A	T	14-14
Oct. 13	at Ohio	A	L	20-19	Oct. 8	WESTERN MICHIGAN	H	W	27-6	Oct. 11	XAVIER	H	W	20-13
Oct. 27	KENTUCKY	H	W	16-7	Oct. 15	MISSISSIPPI STATE	H	W	19-0	Oct. 18	WABASH	H	W	27-7
Nov. 3	BALDWIN-WALLACE	H	W	39-0	Oct. 22	WESTERN RESERVE	H	W	21-13	Oct. 25	KENTUCKY	H	L	14-6
Nov. 10	at Detroit	A	L	20-0	Oct. 29	at (14) Kentucky	A	L	14-7	Nov. 1	at Western Reserve	A	W	41-2
Nov. 22	MIAMI (OH)	H	L	28-14	Nov. 5	at Ohio	A	W	34-13	Nov. 8	OHIO	H	W	41-7
					Nov. 12	XAVIER	H	L	20-14	Nov. 15	WASHINGTON & LEE	H	W	54-0
					Nov. 24	MIAMI (OH)	H	W	27-6	Nov. 27	MIAMI (OH)	H	W	34-9
					Dec. 3	at Toledo ^	N	W	33-13					
					^ -Glass Bowl, Toledo, Ohio					1953 (9-1 Overall)				
Coach: Ray Nolting		League: Independent			Coach: Sid Gillman		League: Mid-American			Coach: Sid Gillman		League: Independent		
Captain: Elbie Nickel					Captains: Pete St. Clair					Captains: Don Fritz, Dom Del Bene				
Sept. 21	at Indiana	A	W	15-6	Sept. 16	TEXAS WESTERN	H	W	32-0	Sept. 19	at Tulsa	A	W	14-7
Sept. 28	KENTUCKY	H	L	26-7	Sept. 23	HARDIN-SIMMONS	H	W	9-7	Sept. 26	at Marquette	A	L	31-7
Oct. 5	MARSHALL	H	W	39-14	Sept. 30	at William & Mary	A	L	20-14	Oct. 3	WILLIAM & MARY	H	W	57-7
Oct. 12	at Dayton	A	W	19-0	Oct. 7	LOUISVILLE	H	W	28-20	Oct. 10	TOLEDO	H	W	41-7
Oct. 19	OHIO	H	W	19-0	Oct. 14	at (5) Kentucky	A	L	41-7	Oct. 17	XAVIER	H	W	20-6
Oct. 26	at Michigan State	A	W	18-7	Oct. 21	at Western Michigan	A	W	27-6	Oct. 24	WESTERN RESERVE	H	W	66-0
Nov. 2	at Tulsa	A	L	20-0	Oct. 28	WESTERN RESERVE	H	W	48-6	Oct. 31	DAYTON	H	W	27-0
Nov. 9	XAVIER	H	W	39-0	Nov. 4	OHIO	H	W	23-0	Nov. 7	at Louisville	A	W	41-0
Nov. 16	WESTERN RESERVE	H	W	34-7	Nov. 11	PACIFIC	H	W	14-7	Nov. 14	VMI	H	W	67-0
Nov. 28	MIAMI (OH)	H	W	13-7	Nov. 18	XAVIER	H	W	33-20	Nov. 26	MIAMI (OH)	H	W	14-0
Jan. 1	vs. Virginia Tech ^	N	W	18-6	Nov. 25	MIAMI (OH)	H	L	28-0					
^ -Sun Bowl, El Paso, Texas					Jan. 1	West Texas State ^	N	L	14-13	1954 (8-2 Overall)				
					^ - Sun Bowl - El Paso, Texas					Coach: Sid Gillman		League: Independent		
Coach: Ray Nolting		League: Mid-American			Coach: Sid Gillman		League: Mid-American			Captain: Dick Goist				
Captains: Al Sabato, Dick Langenbeck					Captains: Ralph Staub, Nick Shundrich									
Sept. 27	at Kentucky	A	L	20-0	Sept. 15	VMI	H	W	26-7	Sept. 18	at Detroit	A	W	21-13
Oct. 4	ST. BONAVENTURE	H	W	20-14	Sept. 22	at Kansas State	A	W	34-0	Sept. 25	DAYTON	H	W	42-13
Oct. 11	DAYTON	H	L	26-21	Sept. 29	TULSA	H	W	47-35	Oct. 2	TULSA	H	W	40-7
Oct. 18	OKLAHOMA CITY	H	W	20-13	Oct. 6	HAWAII	H	W	34-0	Oct. 9	at Marquette	A	W	30-13
Oct. 25	XAVIER	H	W	27-25	Oct. 13	LOUISVILLE	H	W	38-0	Oct. 16	HARDIN-SIMMONS	H	W	27-13
Nov. 1	at Ohio	A	W	34-0	Oct. 20	WESTERN RESERVE	H	W	41-0	Oct. 23	XAVIER	H	W	33-0
Nov. 8	MIAMI (FL)	H	W	20-7	Oct. 27	TEXAS WESTERN	H	W	53-18	Oct. 30	PACIFIC	H	W	13-7
Nov. 15	at Western Reserve	A	W	7-6	Nov. 3	at Hardin-Simmons	A	W	13-12	Nov. 6	at Arizona State	A	W	34-7
Nov. 22	BUTLER	H	W	26-19	Nov. 10	at Ohio	A	W	40-0	Nov. 13	WICHITA	H	L	13-0
Nov. 27	MIAMI (OH)	H	L	38-7	Nov. 17	XAVIER	H	L	26-0	Nov. 25	MIAMI (OH)	H	L	21-9
					Nov. 24	MIAMI (OH)	H	W	19-14					
					1951 (10-1 Overall)					Coach: George Blackburn		League: Independent		
Coach: Ray Nolting		League: Mid-American			Coach: Sid Gillman		League: Mid-American			Captain: Joe Miller				
Captain: Roger Stephens					Captains: Ralph Staub, Nick Shundrich									
Sept. 25	HARDIN-SIMMONS	H	T	7-7	Sept. 15	VMI	H	W	26-7	Sept. 24	DAYTON	H	L	15-14
Oct. 2	XAVIER	H	L	13-7	Sept. 22	at Kansas State	A	W	34-0	Oct. 1	at Pacific	A	L	27-13
Oct. 9	OHIO	H	W	18-13	Sept. 29	TULSA	H	W	47-35	Oct. 8	XAVIER	H	L	37-0
Oct. 16	at Mississippi State	A	L	27-0	Oct. 6	HAWAII	H	W	34-0	Oct. 15	MARQUETTE	H	W	13-12
Oct. 23	at Butler	A	W	16-7	Oct. 13	LOUISVILLE	H	W	38-0	Oct. 22	at Tulsa	A	T	21-21
Oct. 30	KENTUCKY	H	L	28-7	Oct. 20	WESTERN RESERVE	H	W	41-0	Oct. 29	DETROIT	H	T	0-0
Nov. 5	at Miami (FL)	A	L	36-6	Oct. 27	TEXAS WESTERN	H	W	53-18	Nov. 5	at Wichita	A	L	20-16
Nov. 13	WESTERN RESERVE	H	W	26-13	Nov. 3	at Hardin-Simmons	A	W	13-12	Nov. 12	HARDIN-SIMMONS	H	L	53-20
Nov. 20	(14) TULANE	H	L	6-0	Nov. 10	at Ohio	A	W	40-0	Nov. 24	(16) MIAMI (OH)	H	L	14-0
Nov. 25	MIAMI (OH)	H	L	43-19	Nov. 17	XAVIER	H	L	26-0					
					Nov. 24	MIAMI (OH)	H	W	19-14					



## ALL-TIME SCORES

**1956 (4-5 Overall)**

**Coach:** George Blackburn      **League:** Independent  
**Captain:** Jack Gordon

Sept. 22	DAYTON	H	L	19-13
Sept. 29	TULSA	H	W	7-6
Oct. 6	at Pacific	A	L	21-15
Oct. 13	XAVIER	H	L	34-14
Oct. 20	at Navy	A	L	13-7
Oct. 27	at Marquette	A	W	33-13
Nov. 3	DETROIT	H	W	33-7
Nov. 10	WICHITA	H	W	21-0
Nov. 22	MIAMI (OH)	H	L	27-13

**1957 (5-4-1 Overall)**

**Coach:** George Blackburn      **League:** Missouri Valley  
**Captains:** Dick Seomin, Ron Couch

Sept. 21	DAYTON	H	T	13-13
Sept. 28	at Wichita	A	W	19-13
Oct. 5	HOUSTON	H	L	7-0
Oct. 12	XAVIER	H	W	23-14
Oct. 19	MARQUETTE	H	W	14-0
Oct. 26	PACIFIC	H	W	7-2
Nov. 2	DETROIT	H	L	20-12
Nov. 9	at Indiana	A	W	21-0
Nov. 16	at Tulsa	A	L	12-7
Nov. 28	MIAMI (OH)	H	L	20-14

**1958 (6-2-2 Overall)**

**Coach:** George Blackburn      **League:** Missouri Valley  
**Captain:** Bob Del Rosa

Sept. 20	DAYTON	H	W	14-0
Sept. 27	WICHITA	H	T	16-16
Oct. 4	(19) HOUSTON	H	L	34-13
Oct. 11	XAVIER	H	W	14-8
Oct. 18	at Pacific	A	W	12-6
Oct. 25	OKLAHOMA STATE	H	L	19-14
Nov. 1	at North Texas State	A	T	8-8
Nov. 8	TULSA	H	W	15-6
Nov. 15	at Marquette	A	W	15-0
Nov. 27	MIAMI (OH)	H	W	18-7

**1959 (5-4-1 Overall)**

**Coach:** George Blackburn      **League:** Missouri Valley  
**Captain:** Jim Leo

Sept. 19	at Oklahoma State	A	W	22-9
Sept. 26	DAYTON	H	W	21-7
Oct. 3	at Houston	A	L	13-12
Oct. 10	NORTH TEXAS STATE	H	L	21-6
Oct. 17	at Wichita	A	T	28-28
Oct. 24	PACIFIC	H	W	21-14
Oct. 31	XAVIER	H	W	28-0
Nov. 7	at Tulsa	A	L	14-7
Nov. 14	MARQUETTE	H	L	35-34
Nov. 26	MIAMI (OH)	H	W	14-7

**1960 (4-6 Overall)**

**Coach:** George Blackburn      **League:** Missouri Valley  
**Captains:** Howard Converse

Sept. 17	HARDIN-SIMMONS	H	W	15-14
Sept. 24	DAYTON	H	W	27-21
Oct. 1	at North Texas State	A	W	21-0
Oct. 7	at Detroit	A	L	14-0
Oct. 15	WICHITA	H	L	25-8
Oct. 22	TULSA	H	L	34-3
Oct. 29	XAVIER	H	L	5-0
Nov. 5	at Houston	A	L	14-0
Nov. 12	at Marquette	A	W	33-13
Nov. 19	MIAMI (OH)	H	L	10-6

**1961 (3-7 Overall)**

**Coach:** Chuck Studley      **League:** Missouri Valley  
**Captains:** Ken Byers, Don Ross

Sept. 16	DAYTON	H	W	16-12
Sept. 23	at Boston College	A	L	23-0
Sept. 30	at Wichita	A	L	21-13
Oct. 7	XAVIER	H	L	17-12
Oct. 14	AIR FORCE	H	L	8-6
Oct. 21	HOUSTON	H	L	13-7
Oct. 28	NORTH TEXAS STATE	H	W	21-9
Nov. 4	at Tulsa	A	L	19-0
Nov. 18	MIAMI (OH)	H	L	3-7
Nov. 25	DETROIT	H	W	19-13

**1962 (2-8 Overall, 1-2 MVC)**

**Coach:** Chuck Studley      **League:** Missouri Valley  
**Captains:** Rufus Simmons, Phil Goldner

Sept. 22	DAYTON	H	W	13-0
Sept. 29	INDIANA	H	L	26-6
Oct. 6	WICHITA STATE	H	W	27-15
Oct. 20	at North Texas State	A	L	14-8
Oct. 27	RICHMOND	H	L	21-20
Nov. 3	TULSA	H	L	24-18
Nov. 9	at Detroit	A	L	15-14
Nov. 17	MIAMI (OH)	H	L	38-16
Nov. 24	XAVIER	H	L	7-6
Dec. 1	at Houston	A	L	42-14

**1963 (6-4 Overall, 3-1 MVC)****MISSOURI VALLEY CONFERENCE CO-CHAMPIONS**

**Coach:** Chuck Studley      **League:** Missouri Valley  
**Captain:** Darrell Cauley

Sept. 21	DRAKE	H	W	28-0
Sept. 28	at Army	A	L	22-0
Oct. 5	XAVIER	H	W	35-22
Oct. 12	at Tulsa	A	W	21-15
Oct. 19	DETROIT	H	W	35-0
Oct. 26	at Indiana	A	L	20-6
Nov. 2	DAYTON	H	W	35-8
Nov. 9	NORTH TEXAS STATE	H	W	39-7
Nov. 16	at Wichita State	A	L	23-20
Nov. 28	MIAMI (OH)	H	L	21-19

**1964 (8-2 Overall, 4-0 MVC)****MISSOURI VALLEY CONFERENCE CHAMPIONS**

**Coach:** Chuck Studley      **League:** Missouri Valley  
**Captains:** Brig Owens, Jerry Momper

Sept. 26	DAYTON	H	W	20-10
Oct. 2	at Detroit	A	W	19-0
Oct. 10	XAVIER	H	W	35-6
Oct. 17	at Boston College	A	L	10-0
Oct. 24	TULSA	H	W	28-23
Oct. 31	GEORGE WASHINGTON	H	L	17-15
Nov. 7	at North Texas State	A	W	27-6
Nov. 14	at Wichita State	A	W	19-7
Nov. 21	MIAMI (OH)	H	W	28-14
Nov. 28	at Houston	A	W	20-6

**1965 (5-5 Overall, 2-2 MVC)**

**Coach:** Chuck Studley      **League:** Missouri Valley  
**Captains:** Dick Fugere

Sept. 18	DAYTON	H	W	28-0
Sept. 24	at Houston	A	L	21-6
Oct. 2	WICHITA STATE	H	W	14-6
Oct. 9	XAVIER	H	L	14-3
Oct. 15	at George Washington	A	W	13-3
Oct. 23	at Tulsa	A	L	49-6
Oct. 30	NORTH TEXAS STATE	H	L	28-24
Nov. 6	at Kansas State	A	W	21-14
Nov. 13	SOUTH DAKOTA	H	W	41-0
Nov. 20	MIAMI (OH)	H	L	37-7

**1966 (3-7 Overall, 2-2 MVC)**

**Coach:** Chuck Studley      **League:** Missouri Valley  
**Captains:** Jay Bachman, John Parker

Sept. 24	DAYTON	H	L	23-7
Oct. 1	at Wichita State	A	W	20-6
Oct. 8	XAVIER	H	L	25-13
Oct. 15	at Tulane	A	L	28-21
Oct. 22	KANSAS STATE	H	W	28-14
Oct. 29	TULSA	H	L	13-0
Nov. 5	at North Texas State	A	L	35-13
Nov. 12	LOUISVILLE	H	W	17-3
Nov. 19	at Memphis	A	L	26-14
Nov. 26	MIAMI (OH)	H	L	28-8

**1967 (3-6 Overall, 2-2 MVC)**

**Coach:** Homer Rice      **League:** Missouri Valley  
**Captains:** Tony Jackson, Jerry Mislik

Sept. 23	DAYTON	H	L	27-13
Sept. 30	at Memphis	A	L	17-0
Oct. 7	WICHITA STATE	H	W	14-6
Oct. 14	XAVIER	H	L	15-10
Oct. 21	at Tulsa	A	L	35-6
Oct. 28	NORTH TEXAS STATE	H	L	34-14
Nov. 4	BOSTON COLLEGE	H	W	27-21
Nov. 11	at Louisville	A	W	13-7
Nov. 18	MIAMI (OH)	H	L	27-14

## ALL-TIME SCORES

## 1968 (5-4-1 Overall, 3-2 MVC)

**Coach:** Homer Rice      **League:** Missouri Valley  
**Captains:** Greg Cook, Milt Balkum

Sept. 21	at Texas Tech	A	T	10-10
Sept. 28	XAVIER	H	W	17-14
Oct. 4	at (12) Houston	A	L	71-33
Oct. 12	TAMPA	H	W	31-28
Oct. 19	at Wichita State	A	W	40-27
Oct. 26	TULSA	H	L	34-27
Nov. 2	at North Texas State	A	L	55-34
Nov. 9	LOUISVILLE	H	W	37-7
Nov. 16	OHIO	H	L	60-48
Nov. 23	MIAMI (OH)	H	W	23-21

## 1969 (4-6 Overall, 2-3 MVC)

**Coach:** Ray Callahan      **League:** Missouri Valley  
**Captains:** Bob Merkich, Jim Nelson

Sept. 13	at West Virginia	A	L	57-11
Sept. 20	WILLIAM & MARY	H	W	26-18
Oct. 4	XAVIER	H	W	17-14
Oct. 11	MEMPHIS	H	L	52-6
Oct. 18	WICHITA STATE	H	W	21-14
Oct. 25	at Tulsa	A	L	40-24
Nov. 1	NORTH TEXAS STATE	H	L	31-30
Nov. 8	at Louisville	A	W	31-21
Nov. 15	at Ohio	A	L	46-6
Nov. 22	MIAMI (OH)	H	L	36-20

## 1970 (7-4 Overall)

**Coach:** Ray Callahan **League:** Independent  
**Captains:** Bob Bell, Mark Mercurio, Earl Wilson

Sept. 12	at Tulsa	A	L	7-3
Sept. 19	DAYTON (RS)	H	W	13-7
Sept. 26	at William & Mary	A	W	17-10
Oct. 2	TULANE	H	L	6-3
Oct. 10	XAVIER	H	W	42-0
Oct. 24	OHIO	H	W	29-21
Oct. 31	at Wichita State	A	W	35-5
Nov. 7	at North Texas State	A	W	30-10
Nov. 14	LOUISVILLE	H	L	28-14
Nov. 21	MIAMI (OH)	H	W	33-0
Nov. 28	at Memphis	A	L	14-10

## 1971 (7-4 Overall)

**Coach:** Ray Callahan      **League:** Independent  
**Captains:** Albert Johnson, Ken Weingart, Craig Heneveld, Ron Bryant

Sept. 11	at Dayton	A	L	16-3
Sept. 18	KENT	H	W	42-20
Sept. 25	HOUSTON	H	L	12-3
Oct. 2	at Texas A&M	A	W	17-0
Oct. 9	XAVIER	H	W	30-7
Oct. 16	WICHITA STATE	H	W	20-7
Oct. 30	MEMPHIS	H	L	45-21
Nov. 6	NORTH TEXAS STATE	H	W	40-7
Nov. 13	OHIO	H	W	23-15
Nov. 20	at Miami (OH)	A	L	43-7
Nov. 27	at Louisville	A	W	19-16

## 1972 (2-9 Overall)

**Coach:** Ray Callahan      **League:** Independent  
**Captain:** Billy Hunter

Sept. 9	at Indiana State	A	W	10-7
Sept. 16	at (2) Colorado	A	L	56-14
Sept. 23	XAVIER	H	L	19-7
Sept. 30	VILLANOVA	H	W	14-7
Oct. 7	OHIO	H	L	28-14
Oct. 14	at Wichita State	A	L	20-17
Oct. 28	LOUISVILLE	H	L	38-13
Nov. 4	at North Texas State	A	L	27-25
Nov. 11	at Memphis	A	L	49-24
Nov. 18	MIAMI (OH)	H	L	23-0
Nov. 25	at Houston	A	L	49-0

## 1973 (4-7 Overall)

**Coach:** Tony Mason      **League:** Independent  
**Captain:** Evan Jolitz

Sept. 15	XAVIER	H	W	40-7
Sept. 22	at Villanova	A	L	14-7
Sept. 29	at Tulsa	A	L	16-13
Oct. 6	at Temple	A	L	16-15
Oct. 13	S.W. LOUISIANA	H	W	27-0
Oct. 20	WICHITA STATE	H	W	27-6
Oct. 27	at Louisville	A	L	10-8
Nov. 3	NORTH TEXAS STATE	H	W	52-3
Nov. 10	at Ohio	A	L	14-8
Nov. 17	at (17) Miami (OH)	A	L	6-0
Nov. 24	MEMPHIS	H	L	17-13

## 1974 (7-4 Overall)

**Coach:** Tony Mason      **League:** Independent  
**Captains:** Tom Rose, Tom Marvaso

Sept. 14	at Washington	A	L	21-17
Sept. 21	at Rice	A	W	28-21
Sept. 28	LOUISVILLE	H	W	7-6
Oct. 12	at Memphis	A	L	13-7
Oct. 19	at Wichita State	A	W	43-0
Oct. 25	at Houston	A	L	27-6
Nov. 2	TEMPLE	H	W	22-20
Nov. 9	OHIO	H	W	35-13
Nov. 16	(12) MIAMI (OH)	H	L	27-7
Nov. 23	CHATTANOOGA	H	W	35-20
Nov. 30	LOUISIANA-MONROE	H	W	20-7

## 1975 (6-5 Overall)

**Coach:** Tony Mason      **League:** Independent  
**Captains:** Jay Bonds, Paul Hunter

Sept. 13	RICHMOND	H	W	19-6
Sept. 20	MEMPHIS	H	W	13-3
Sept. 27	at Louisville	A	W	46-27
Oct. 4	at Temple	A	L	21-17
Oct. 11	at Tulsa	A	L	24-16
Oct. 18	ARKANSAS STATE	H	L	14-9
Oct. 25	SW LOUISIANA	H	W	23-17
Nov. 1	HOUSTON	H	W	28-23
Nov. 8	(16) MARYLAND (RS)	H	L	21-19
Nov. 15	at Ohio	A	W	6-5
Nov. 22	at (16) Miami (OH)	A	L	21-13

## 1976 (9-2 Overall)

**Coach:** Tony Mason      **League:** Independent  
**Captains:** Mike Woods, Howie Kurnick

Sept. 11	at Tulane	A	W	21-14
Sept. 18	**at SW Louisiana	A	L	7-3
Sept. 25	MIAMI (OH)	H	W	17-0
Oct. 2	at Southern Miss	A	W	28-21
Oct. 9	at Arizona State	A	W	14-0
Oct. 16	TULSA	H	W	16-7
Oct. 23	at (10) Georgia	A	L	31-17
Oct. 30	at (5) Maryland	A	L	21-0
Nov. 6	OHIO	H	W	35-0
Nov. 13	VANDERBILT	H	W	33-7
Nov. 20	LOUISVILLE	H	W	20-6

\*\* - Later won by forfeit

## 1977 (5-4-2 Overall)

**Coach:** Ralph Staub      **League:** Independent  
**Captains:** Gardner Cobb, Howie Kurnick, Napoleon Outlaw, Dan Rains, Mike Woods

Sept. 10	NORTHWESTERN ST	H	W	41-0
Sept. 17	at Louisville	A	T	17-17
Sept. 24	LOUISIANA-MONROE	H	W	63-0
Oct. 1	SOUTHERN MISS	H	W	17-6
Oct. 8	at Florida State	A	L	14-0
Oct. 15	at Tulane	A	L	16-13
Oct. 22	TULSA	H	W	28-0
Oct. 29	TEMPLE	H	T	17-17
Nov. 5	at Ohio	A	W	38-26
Nov. 19	at Vanderbilt	A	L	13-9
Nov. 24	MIAMI (OH)	H	L	12-7

## 1978 (5-6 Overall)

**Coach:** Ralph Staub      **League:** Independent  
**Captains:** Dwayne Berry, Jim Daley, Howie Kurnick, Mike Rock

Sept. 16	SOUTHERN MISS	H	W	26-14
Sept. 23	LOUISVILLE	H	L	28-14
Sept. 30	at Richmond	A	L	51-28
Oct. 7	at (18) Florida State	A	L	26-21
Oct. 14	at Temple	A	L	16-13
Oct. 21	TULSA	H	L	27-26
Oct. 28	at SW Louisiana	A	W	38-13
Nov. 4	LOUISIANA-MONROE	H	W	20-7
Nov. 11	OHIO	H	W	35-0
Nov. 18	at Miami (OH)	A	L	28-24
Nov. 25	at Memphis	A	W	34-14

## 1979 (2-9 Overall)

**Coach:** Ralph Staub      **League:** Independent  
**Captains:** Farley Bell, Ed Kloboves, Mike Rogers, Dan Vete

Sept. 15	at Southern Miss	A	L	24-6
Sept. 22	at Louisville	A	L	22-19
Sept. 29	VILLANOVA	H	W	27-13
Oct. 6	at (18) North Carolina	A	L	35-14
Oct. 13	at Pittsburgh	A	L	35-0
Oct. 20	at Temple	A	L	35-20
Oct. 27	RICHMOND	H	W	17-14
Nov. 3	(6) FLORIDA STATE	H	L	26-21
Nov. 10	OHIO	H	L	27-7
Nov. 17	at Miami (OH)	A	L	27-14
Nov. 24	at Memphis	A	L	23-17

## ALL-TIME SCORES

**1980 (2-9 Overall)**

**Coach:** Ralph Staub      **League:** Independent  
**Captains:** Scott Heineman, Karl Woods

Sept. 6	at West Virginia	A	L	41-27
Sept. 13	at Tulsa	A	L	31-13
Sept. 20	at Rutgers	A	L	24-7
Sept. 27	WICHITA STATE	H	L	13-8
Oct. 4	at Villanova	A	L	23-6
Oct. 11	at (17) South Carolina	A	L	49-7
Oct. 18	at Temple	A	L	23-7
Oct. 25	at Richmond	A	L	24-10
Nov. 1	MEMPHIS	H	W	14-10
Nov. 8	at Louisville	A	L	20-0
Nov. 22	MIAMI (OH)	H	W	23-13

**1981 (6-5 Overall)**

**Coach:** Mike Gottfried      **League:** Independent  
**Captains:** James Bettis, Mike Brookins, Mike Gates, Tim Schira, Kari Yli-Renko

Sept. 5	YOUNGSTOWN STATE	H	L	19-13
Sept. 12	at (9) Penn State	A	L	52-0
Sept. 19	at (7) Pittsburgh	A	L	38-7
Sept. 26	RUTGERS	H	W	10-0
Oct. 3	at Ohio	A	W	19-9
Oct. 10	RICHMOND	H	W	27-18
Oct. 17	TEMPLE	H	L	24-13
Oct. 24	TULANE	H	W	17-13
Oct. 31	MEMPHIS	H	W	38-7
Nov. 14	LOUISVILLE	H	W	24-0
Nov. 21	at Miami (OH)	A	L	7-3

**1982 (6-5 Overall)**

**Coach:** Mike Gottfried      **League:** Independent  
**Captains:** Danny Barrett, Mike Gates, Antonio Gibson, Joe Olding, George Warhop

Sept. 4	at Florida State	A	L	38-31
Sept. 11	LOUISVILLE (RS)	H	W	38-16
Sept. 25	YOUNGSTOWN STATE	H	W	52-3
Oct. 2	at South Carolina	A	L	37-10
Oct. 9	LONG BEACH ST. (RS)	H	W	34-14
Oct. 16	at Memphis	A	W	16-7
Oct. 23	at (7) Alabama	A	L	21-3
Oct. 30	at Temple	A	L	41-7
Nov. 13	MORGAN STATE (RS)	H	W	52-0
Nov. 18	MIAMI (OH) (RS)	H	W	20-10
Nov. 27	at Miami (FL)	A	L	19-13

**1983 (4-6-1 Overall)**

**Coach:** Watson Brown      **League:** Independent  
**Captains:** Gene Beck, Bill Booze, Don Goodman, George Jamison, Linwood Marshall

Sept. 10	at (20) Penn State	A	W	14-3
Sept. 17	OKLAHOMA STATE	H	L	27-17
Sept. 24	at Louisville	A	L	31-23
Oct. 1	CORNELL (RS)	H	W	48-20
Oct. 8	TEMPLE (RS)	H	W	31-16
Oct. 15	at Florida State	A	L	43-17
Oct. 22	(8) MIAMI (FL) (RS)	H	L	17-7
Oct. 29	at Kentucky	A	T	13-13
Nov. 5	RUTGERS (RS)	H	W	18-7
Nov. 12	MEMPHIS (RS)	H	L	43-10
Nov. 19	at Miami (OH)	A	L	14-10

**1984 (2-9 Overall)**

**Coach:** Dave Currey      **League:** Independent  
**Captains:** Troy Bodine, Tom Egenoff

Sept. 8	AKRON	H	W	28-27
Sept. 15	YOUNGSTOWN STATE	H	L	27-23
Sept. 22	at Memphis	A	L	47-7
Sept. 29	at Rutgers	A	L	43-15
Oct. 13	(10) MIAMI (FL) (RS)	H	L	49-25
Oct.. 20	at (17) Florida	A	L	48-17
Oct. 27	LOUISVILLE (RS)	H	W	40-21
Nov. 3	at Temple	A	L	42-10
Nov. 10	at (20) Auburn	A	L	60-0
Nov. 17	ALABAMA (RS)	H	L	29-7
Nov. 22	MIAMI (OH) (RS)	H	L	31-26

**1985 (5-6 Overall)**

**Coach:** Dave Currey      **League:** Independent  
**Captains:** Nick Frankos, Reggie Taylor

Aug. 31	VIRGINIA TECH	H	W	31-14
Sept. 7	AUSTIN PEAY	H	W	31-9
Sept. 14	at Youngstown State	A	W	29-27
Sept. 21	at Alabama	A	L	45-10
Sept. 28	at Kentucky	A	L	27-7
Oct. 5	TEMPLE (RS)	H	L	28-16
Oct. ct. 12	at Miami (FL)	A	L	38-0
Oct. 19	at Louisville	A	W	31-9
Oct. 26	BOSTON COLLEGE (RS)	H	W	24-17
Nov. 9	(2) PENN STATE (RS)	H	L	31-10
Nov. 23	at Miami (OH)	A	L	16-10

**1986 (5-6 Overall)**

**Coach:** Dave Currey      **League:** Independent  
**Captains:** Alex Gordon, Rob Niehoff, Reggie Taylor

Sept. 6	at Virginia Tech	A	W	24-20
Sept. 13	MIAMI (OH) (RS)	H	W	45-38
Sept. 20	at Rutgers	A	L	48-28
Sept. 27	KENTUCKY (RS)	H	L	37-20
Oct. 4	LOUISVILLE	H	W	24-17
Oct. 11	at (5) Penn State	A	L	23-17
Oct. 18	(1) MIAMI (FL)	H	L	45-13
Oct. 25	at Wichita State	A	W	24-19
Nov. 1	INDIANA STATE	H	W	46-14
Nov. 8	at (9) Auburn	A	L	52-7
Nov. 15	at East Carolina	A	L	32-19

**1987 (4-7 Overall)**

**Coach:** Dave Currey      **League:** Independent  
**Captains:** Bob Leshnak, John Lewis, Danny McCoin

Sept. 5	RUTGERS	H	L	10-7
Sept. 12	at Louisville	A	W	25-0
Sept. 19	at (20) Penn State	A	L	41-0
Sept. 26	MIAMI (OH)	H	W	31-26
Oct. 10	at East Carolina	A	L	56-28
Oct. 17	at West Virginia	A	L	45-17
Oct. 24	(3) MIAMI (FL) (RS)	H	L	48-10
Oct. 31	TENNESSEE TECH	H	W	38-17
Nov. 7	at Indiana State	A	L	40-16
Nov. 14	AUSTIN PEAY	H	W	42-10
Nov. 21	at Virginia Tech	A	L	21-20

**1988 (3-8 Overall)**

**Coach:** Dave Currey      **League:** Independent  
**Captains:** Chris Asbeck, Bill Davis, Daryl Huber

Sept. 10	at Boston College	A	L	41-7
Sept. 17	AUSTIN PEAY	H	W	52-7
Sept. 24	at Miami (OH)	A	W	34-18
Oct. 1	at Rutgers	A	L	38-9
Oct. 8	at Penn State	A	L	35-9
Oct. 15	VIRGINIA TECH	H	L	41-14
Oct. 22	at (3) Miami (FL)	A	L	57-3
Oct. 29	LOUISVILLE	H	L	21-6
Nov. 5	(4) WEST VIRGINIA (RS)	H	L	51-13
Nov. 12	INDIANA STATE	H	W	40-21
Nov. 19	EAST CAROLINA	H	L	49-14

**1989 (1-9-1 Overall)**

**Coach:** Tim Murphy      **League:** Independent  
**Captains:** Jack Bruscianelli

Sept. 2	RUTGERS	H	T	17-17
Sept. 16	EAST CAROLINA	H	L	21-14
Sept. 23	at Miami (OH)	A	W	30-14
Sept. 30	at Louisville	A	L	37-17
Oct. 7	at (2) Miami (FL)	A	L	56-0
Oct. 14	MEMPHIS	H	L	34-17
Oct. 21	at (18) West Virginia	A	L	69-3
Oct. 28	at Akron	A	L	31-0
Nov. 4	at Kentucky	A	L	31-0
Nov. 11	MOREHEAD STATE	H	L	13-10
Nov. 18	NORTHERN ILLINOIS	H	L	56-3

**1990 (1-10 Overall)**

**Coach:** Tim Murphy      **League:** Independent  
**Captains:** John Arena, Kyle Stroh

Sept. 2	BOWLING GREEN (RS)	H	L	34-20
Sept. 8	at Central Michigan	A	L	34-0
Sept. 15	at Iowa	A	L	63-10
Sept. 22	MIAMI (OH) (RS)	H	L	16-12
Sept. 29	at Kent State	A	W	27-24
Oct. 13	at West Virginia	A	L	28-20
Oct. 20	at East Carolina	A	L	56-32
Oct. 27	at Tulane	A	L	49-7
Nov. 3	(25) LOUISVILLE (RS)	H	L	41-16
Nov. 10	at (12) Florida State	A	L	70-21
Nov. 17	at Alabama	A	L	45-7

**1991 (4-7 Overall)**

**Coach:** Tim Murphy      **League:** Independent  
**Captains:** John Arena, Johnathan Cockrell, Kelly Sims

Sept. 7	at (5) Penn State	A	L	81-0
Sept. 14	at North Carolina	A	L	51-16
Sept. 21	at Bowling Green	A	L	20-16
Sept. 28	MIAMI (OH)	H	L	22-9
Oct. 5	at Louisville	A	W	30-7
Oct. 12	at Kent State	A	W	38-19
Oct. 19	at Virginia Tech	A	L	56-9
Oct. 26	SOUTHERN MISS.	H	W	17-7
Nov. 2	at Kentucky	A	L	20-17
Nov. 9	MIDDLE TENNESSEE ST.	H	W	30-10
Nov. 23	(13) EAST CAROLINA	H	L	30-19

## ALL-TIME SCORES

## 1992 (3-8 Overall)

**Coach:** Tim Murphy      **League:** Independent  
**Captains:** Kris Bjorson, Ronnie Dixon

Sept. 5	(8) PENN STATE	H	L	24-20
Sept. 19	at Miami (OH)	A	L	17-14
Sept. 26	at (8) Tennessee	A	L	40-0
Oct. 3	KENT STATE	H	W	31-0
Oct. 10	at Memphis	A	L	34-14
Oct. 17	at East Carolina	A	L	42-21
Oct. 24	at Southern Miss.	A	L	31-17
Oct. 31	LOUISVILLE	H	L	27-17
Nov. 7	RUTGERS	H	W	26-24
Nov. 14	KENTUCKY	H	W	17-13
Nov. 21	AKRON	H	L	24-22

## 1993 (8-3 Overall)

**Coach:** Tim Murphy      **League:** Independent  
**Captains:** Jocelyn Borgella, Jason Coppess, Nate Dingle, Lance Harp

Sept. 4	AUSTIN PEAY	H	W	42-10
Sept. 11	at Bowling Green	A	L	21-7
Sept. 18	MIAMI (OH)	H	W	30-23
Sept. 25	at (11) Syracuse	A	L	24-21
Oct. 2	at Tulsa	A	W	22-15
Oct. 9	at Vanderbilt	A	L	17-7
Oct. 16	BALL STATE	H	W	44-12
Oct. 23	at Toledo	A	W	31-24
Oct. 30	MEMPHIS	H	W	23-20
Nov. 13	at Houston	A	W	41-17
Nov. 20	EAST CAROLINA	H	W	34-14

## 1994 (2-8-1 Overall)

**Coach:** Rick Minter      **League:** Independent  
**Captains:** Ernest Allen, Reggie Hudson, Matt Vaupel

Sept. 3	at Indiana	A	L	28-3
Sept. 10	SYRACUSE	H	L	34-19
Sept. 17	at Miami (OH)	A	T	17-17
Oct. 1	BOWLING GREEN	H	L	38-0
Oct. 8	VANDERBILT	H	L	34-24
Oct. 15	at Rutgers	A	L	14-9
Oct. 22	at Memphis	A	L	26-3
Oct. 29	at East Carolina	A	L	35-21
Nov. 5	TROY STATE	H	W	28-24
Nov. 12	at Wisconsin	A	L	38-7
Nov. 19	TULSA	H	W	28-13

## 1995 (6-5 Overall)

**Coach:** Rick Minter      **League:** Independent  
**Captains:** Muhammed El-Mubarak, Darrell Harding, Jamie Lemire, Eric Vibberts

Sept. 2	at Kansas	A	L	23-18
Sept. 9	KANSAS STATE	H	L	23-21
Sept. 16	at Virginia Tech	A	W	16-0
Sept. 23	at Miami (OH)	A	L	23-16
Sept. 30	TOLEDO	H	L	45-31
Oct. 7	EAST CAROLINA	H	W	13-10
Oct. 14	SOUTHERN MISS	H	W	16-13
Oct. 21	MEMPHIS	H	W	28-3
Oct. 28	at Northern Illinois	A	W	55-19
Nov. 11	at Kentucky	A	L	33-14
Nov. 18	at Tulsa	A	W	24-5

## 1996 (6-5 Overall, 2-3 C-USA)

**Coach:** Rick Minter      **League:** Conference USA  
**Captains:** Sam Games, Chris Hewitt, Rob Robinson, Robert Tate

Aug. 30	TULANE *	H	L	34-14
Sept. 7	KENTUCKY	H	W	24-3
Sept. 14	at (17) Kansas State	A	L	35-0
Sept. 28	MIAMI (OH)	H	W (30T)	30-23
Oct. 5	at Memphis *	A	L	18-16
Oct. 12	BOSTON COLLEGE	H	L	24-17
Oct. 19	HOUSTON *	H	W	31-20
Oct. 26	at Louisville *	A	W	10-7
Nov. 2	at Southern Miss *	A	L	21-17
Nov. 16	at UAB	A	W	34-14
Nov. 23	LOUISIANA-MONROE	H	W	35-13

## 1997 (8-4 Overall, 2-4 C-USA)

**Coach:** Rick Minter      **League:** Conference USA  
**Captains:** Phillip Curry, Jason Fabini, John Kobalka, Derrick Ransom

Aug. 28	TULSA	H	W	34-24
Sept. 6	at Tulane *	A	L	31-17
Sept. 20	KANSAS	H	W	34-7
Sept. 27	at Boston College	A	W	24-6
Oct. 4	MEMPHIS *	H	W	20-17
Oct. 11	UAB	H	W	33-29
Oct. 18	at Houston *	A	L (20T)	41-38
Oct. 25	at Miami (OH)	A	W (20T)	34-31
Nov. 1	(24) SOUTHERN MISS *	H	L	24-17
Nov. 8	LOUISVILLE *	H	W	28-9
Nov. 13	at East Carolina *	A	L	14-7
Dec. 29	Utah State ^	N	W	35-19

^ -Humanitarian Bowl, Boise Idaho

## 1998 (2-9 Overall, 1-5 C-USA)

**Coach:** Rick Minter      **League:** Conference USA  
**Captains:** Hassan Champion, Percy Evans, Tinker Keck, Chad Plummer, Brian Uhl, Kevin Ward

Sept. 5	TULANE *	H	L	52-34
Sept. 12	MIAMI (FL)	H	L	38-12
Sept. 19	at Army *	A	L	37-20
Sept. 26	INDIANA	H	L	48-14
Oct. 3	at Louisville *	A	L	62-19
Oct. 10	at (24) Syracuse	A	L	63-21
Oct. 17	at Memphis *	A	L	41-23
Oct. 24	MIAMI (OH)	H	L	41-0
Nov. 5	EAST CAROLINA *	H	L	24-21
Nov. 14	HOUSTON *	H	W	44-43
Nov. 21	at Arkansas State	A	W	51-7

## 1999 (3-8 Overall, 0-6 C-USA)

**Coach:** Rick Minter      **League:** Conference USA  
**Captains:** Ken Biggs, Robert Cooper, Eddie Johnson, Tinker Keck, Doug Rosfeld

Sept. 4	KENT STATE	H	W	41-3
Sept. 11	TROY STATE	H	L	31-24
Sept. 18	(9) WISCONSIN	H	W	17-12
Sept. 25	at (12) Ohio State	A	L	34-20
Oct. 9	at Houston *	A	L	23-20
Oct. 16	UAB *	H	L (OT)	24-21
Oct. 23	at (21) Southern Miss*	A	L	28-20

Oct. 30	at Miami (OH)	A	W	52-42
Nov. 6	LOUISVILLE *	H	L	23-13
Nov. 13	at (24) East Carolina*	A	L	48-34
Nov. 20	MEMPHIS *	H	L	21-13

## 2000 (7-5 Overall, 5-2 C-USA)

**Coach:** Rick Minter      **League:** Conference USA  
**Captains:** Troy Evans, Eddie Johnson, Deontey Kenner, Doug Rosfeld

Sept. 4	ARMY	H	W	23-17
Sept. 9	SYRACUSE	H	W	12-10
Sept. 16	at (4) Wisconsin	A	L (OT)	28-25
Sept. 23	at Indiana	A	L	42-6
Sept. 30	at Tulane *	A	L	24-19
Oct. 7	HOUSTON *	H	W	48-31
Oct. 14	at Louisville *	A	L	38-24
Oct. 28	MIAMI (OH)	H	W	45-15
Nov. 4	UAB *	H	W	33-21
Nov. 11	at Memphis *	A	W (OT)	13-10
Nov. 18	(24) SOUTHERN MISS *	H	W	27-24
Dec. 27	vs. Marshall ^	N	L	25-14

^ -Motor City Bowl, Detroit, Mich.

## 2001 (7-5 Overall, 5-2 C-USA)

**Coach:** Rick Minter      **League:** Conference USA  
**Captains:** Lewis Carter, Kirt Doolin, Josh Gardner, LaVar Glover, Kirk Thompson

Sept. 2	PURDUE	H	L	19-14
Sept. 8	at Army *	A	W	27-24
Sept. 22	at Miami (OH)	A	L	21-14
Oct. 6	TULANE *	H	W	46-33
Oct. 13	at UAB *	A	W	31-17
Oct. 20	at Houston *	A	W	29-28
Oct. 27	LOUISVILLE *	H	L	28-13
Nov. 3	CONNECTICUT	H	W	45-28
Nov. 10	EAST CAROLINA *	H	L	28-26
Nov. 24	at Memphis *	A	W	36-34
Dec. 1	LOUISIANA-MONROE*	H	W	42-10
Dec. 29	(25) Toledo ^	N	L	23-16

^ -Motor City Bowl, Detroit, Mich.

## 2002 (7-7 Overall, 6-2 C-USA)

## CONFERENCE USA CO-CHAMPIONS

**Coach:** Rick Minter      **League:** Conference USA  
**Captains:** Blue Adams, Derrick Adams, Kirt Doolin, Willis Edwards, Josh Gardner, Tye Keith

Sept. 2	TCU *	H	W (OT)	36-29
Sept. 14	WEST VIRGINIA	H	L	35-32
Sept. 21	(6) OHIO STATE (PBS)	H	L	23-19
Sept. 28	at Temple	A	W	35-22
Oct. 5	MIAMI (OH)	H	L	31-26
Oct. 12	at Tulane *	A	L	35-17
Oct. 19	at Southern Miss *	A	L	23-14
Oct. 26	MEMPHIS *	H	W	48-10
Nov. 7	at Louisville *	A	W	24-14
Nov. 16	HOUSTON *	H	W	47-14
Nov. 23	at Hawai'i	A	L	20-19
Nov. 30	UAB *	H	W	31-23
Dec. 6	at East Carolina *	A	W	42-26
Dec. 17	North Texas^	N	L	24-19

^ -New Orleans Bowl, New Orleans, La.



## ALL-TIME SCORES

2003 (5-7 Overall, 2-6 C-USA)

**Coach:** Rick Minter **League:** Conference USA  
**Captains:** Andre Frazier, Tedric Harwell, A.J. Lucius, Zach Norton, Kyle Takavitz

Sept. 1	EAST CAROLINA*	H	W	40-3
Sept. 13	at West Virginia	A	W	15-13
Sept. 20	TEMPLE (30T)	H	W	30-24
Sept. 27	at Miami (OH)	A	L	42-37
Oct. 4	SOUTHERN MISS*	H	L	22-20
Oct. 11	at UAB*	A	L	31-14
Oct. 25	ARMY*	H	W	33-29
Oct. 31	at USF* (20T)	A	L	24-17
Nov. 8	RHODE ISLAND	H	W	31-24
Nov. 15	at (9) TCU*	A	L	43-10
Nov. 22	at Memphis*	A	L	21-16
Nov. 27	LOUISVILLE*	H	L	43-40

2004 (7-5 Overall, 5-3 C-USA)

**Coach:** Mark Dantonio **League:** Conference USA  
**Captains:** Andre Frazier, Gino Guidugli, Daven Holly, Kyle Takavitz

Sept. 4	at (9) Ohio State	A	L	27-6
Sept. 11	MIAMI (OH)	H	W	45-26
Sept. 18	at Syracuse	A	L	19-7
Sept. 25	at East Carolina*	A	W	24-19
Oct. 2	UAB*	H	L	30-27
Oct. 9	at Army*	A	L	48-29
Oct. 23	MEMPHIS*	H	W	49-10
Oct. 30	TCU*	H	W	21-10
Nov. 6	at (21) Southern Miss*	A	W	52-24
Nov. 20	USF*	H	W	45-23
Nov. 27	at (7) Louisville*	A	L	70-7
Dec. 23	Marshall ^	N	W	32-14

^ -Fort Worth Bowl, Fort Worth, Texas

2005 (4-7 Overall, 2-5 BIG EAST)

**Coach:** Mark Dantonio **League:** BIG EAST  
**Captains:** Brent Celek, Steve Eastlake, Adam Roberts, Derick Ross

Sept. 1	EASTERN MICHIGAN	H	W	28-26
Sept. 10	at Penn State	A	L	42-24
Sept. 17	WESTERN CAROLINA	H	W	7-3
Sept. 28	at Miami (OH)	A	L	44-16
Oct. 8	at Pittsburgh*	A	L	38-20
Oct. 15	CONNECTICUT*	H	W	28-17
Oct. 22	LOUISVILLE*	H	L	46-22
Oct. 29	at Syracuse*	A	W	22-16
Nov. 9	(16) WEST VIRGINIA*	H	L	38-0
Nov. 19	at USF*	A	L	31-16
Nov. 26	at Rutgers*	A	L	44-9

2006 (8-5 Overall, 4-3 BIG EAST)

**Coaches:** Mark Dantonio, Brian Kelly **League:** BIG EAST  
**Captains:** Brent Celek, Dominic Ross

Sept. 2	EASTERN KENTUCKY	H	W	31-0
Sept. 8	PITTSBURGH*	H	L	33-15
Sept. 16	at (1) Ohio State	A	L	37-7
Sept. 23	at (11) Virginia Tech	A	L	29-13
Sept. 30	MIAMI (OH)	H	W	24-10
Oct. 7	AKRON	H	W	20-14
Oct. 14	at (7) Louisville*	A	L	23-17

Oct. 22	USF*	H	W	23-6
Oct. 28	SYRACUSE*	H	W	17-3
Nov. 11	at (10) West Virginia*	A	L	42-24
Nov. 18	(7) RUTGERS*	H	W	30-11
Nov. 25	at Connecticut*	A	W	26-23
Jan. 6	Western Michigan^	N	W	27-24

^ -International Bowl, Toronto, Canada

2007 (10-3 Overall, 4-3 BIG EAST)

**Coach:** Brian Kelly **League:** BIG EAST  
**Captains:** Digger Bujnoch, Haruki Nakamura

Aug. 30	SE MISSOURI STATE	H	W	59-3
Sept. 6	OREGON STATE	H	W	34-3
Sept. 15	at Miami (OH)	A	W	47-10
Sept. 22	MARSHALL	H	W	40-14
Sept. 29	at San Diego State	A	W	52-23
Oct. 6	at (21) Rutgers*	A	W	28-23
Oct. 13	LOUISVILLE*	H	L	28-24
Oct. 20	at Pittsburgh*	A	L	24-17
Nov. 3	at (20) USF*	A	W	38-33
Nov. 10	(16) CONNECTICUT*	H	W	27-3
Nov. 17	(5) WEST VIRGINIA*	H	L	28-23
Nov. 24	at Syracuse*	A	W	52-31
Dec. 22	Southern Miss^	N	W	31-21

^ -PapaJohns.com Bowl, Birmingham, Ala.

2008 (11-3 Overall, 5-1 BIG EAST)

**BIG EAST CHAMPIONS**  
**Coach:** Brian Kelly **League:** BIG EAST  
**Captains:** Dustin Grutza, DeAngelo Smith

Aug. 28	Eastern Kentucky	H	W	40-7
Sept. 6	at (4) Oklahoma	A	L	52-26
Sept. 20	Miami (OH)	H	W	45-20
Sept. 27	at Akron	A	W	17-15
Oct. 3	at Marshall	A	W	33-10
Oct. 11	Rutgers*	H	W	13-10
Oct. 25	at Connecticut*	A	L	40-16
Oct. 30	(23) USF*	H	W	24-10
Nov. 8	at (20) West Virginia*	A	W	26-23 (OT)
Nov. 14	at Louisville*	A	W	28-20
Nov. 22	Pittsburgh*	H	W	28-21
Nov. 29	Syracuse*	H	W	30-10
Dec. 6	at Hawai'i	A	W	29-24
Jan. 1	vs. (19) Virginia Tech^	N	L	20-7

^ -FedEx Orange Bowl, Miami Gardens, Fla.

2009 (12-1 Overall, 6-0 BIG EAST)

**BIG EAST CHAMPIONS**  
**Coach:** Brian Kelly, Jeff Quinn **League:** BIG EAST  
**Captains:** Tony Pike, Aaron Webster

Sept. 7	at Rutgers *	A	W	47-15
Sept. 12	Se Missouri St.	H	W	70-3
Sept. 19	at (24) Oregon State	A	W	28-18
Sept. 26	Fresno State	H	W	28-20
Oct. 3	at Miami (OH)	A	W	37-13
Oct. 15	at (21) USF *	A	W	34-17
Oct. 24	Louisville *	H	W	41-10
Oct. 31	at Syracuse *	A	W	28-7
Nov. 7	Connecticut *	H	W	47-45
Nov. 13	(23) West Virginia *	H	W	24-21
Nov. 27	Illinois	H	W	49-36
Dec. 5	at (14) Pittsburgh *	A	W	45-44

Jan. 1	vs. (5) Florida^	N	L	51-24
--------	------------------	---	---	-------

^ -Allstate Sugar Bowl, New Orleans, La.

2010 (4-8 Overall, 2-5 BIG EAST)

**Coach:** Butch Jones **League:** BIG EAST  
**Captains:** John Goebel, Collin McCafferty

Sept. 4	at Fresno State	A	L	28-14
Sept. 11	Indiana State	H	W	40-7
Sept. 16	at NC State	A	L	30-19
Sept. 25	(8/9) Oklahoma	H (PBS)	L	31-29
Oct. 9	Miami (OH)	H	W	45-3
Oct. 15	at Louisville *	A	W	35-27
Oct. 22	USF *	H	L	38-30
Oct. 30	Syracuse *	H	L	31-7
Nov. 13	at West Virginia *	A	L	30-10
Nov. 20	Rutgers *	H	W	69-38
Nov. 27	at Connecticut *	A	L	38-17
Dec. 4	Pittsburgh *	H	L	28-10

2011 (10-3 Overall, 5-2 BIG EAST)

**BIG EAST CHAMPIONS**  
**Coach:** Butch Jones **League:** BIG EAST  
**Captains:** Zach Collaros, JK Schaffer

Sept. 3	AUSTIN PEAY	W	72-10
Sept. 10	at Tennessee	L	45-23
Sept. 17	AKRON	W	59-14
Sept. 22	NC STATE	W	44-14
Oct. 1	at Miami (OH)	W	27-0
Oct. 15	LOUISVILLE * (PBS)	W	25-16
Oct. 22	at USF *	W	37-34
Nov. 5	at Pittsburgh *	W	26-23
Nov. 12	WEST VIRGINIA * (PBS)	L	24-21
Nov. 19	at Rutgers *	L	20-3
Nov. 26	at Syracuse *	W	30-3
Dec. 3	CONNECTICUT *	W	35-27
Dec. 31	vs. Vanderbilt ^	W	31-24

^ -AutoZone Liberty Bowl, Memphis, Tenn.

2012 (10-3 Overall, 5-2 BIG EAST)

**BIG EAST CHAMPIONS**  
**Coach:** Butch Jones **League:** BIG EAST  
**Captains:** Cameron Cheatham, Dan Giordano, Travis Kelce, Walter Stewart

Sept. 6	Pittsburgh*	W	34-10
Sept. 15	Delaware State	W	23-7
Sept. 29	vs. (25) Virginia Tech!	W	27-24
Oct. 6	Miami (OH)	W	52-14
Oct. 13	Fordham	W	49-17
Oct. 20	at Toledo	L	29-23
Oct. 26	at (14) Louisville*	L	34-31 (OT)
Nov. 3	Syracuse*	W	35-24
Nov. 10	at Temple*	W	34-10
Nov. 17	(20) Rutgers*	L	10-3
Nov. 23	USF*	W	27-10
Dec. 1	at Connecticut*	W	34-17
Dec. 27	vs. Duke^	W	48-34

! -at FedEx Field, Landover, Md.

^ -Belk Bowl, Charlotte, N.C.

## HONORS &amp; AWARDS

## NATIONAL AWARDS

**Lou Groza Award**

2000 Jonathan Ruffin

**Ray Guy Award**

2008 Kevin Huber (Finalist)

**ESPN Home Depot Coach of the Year**

2009 Brian Kelly

**Eddie Robinson Coach of the Year**

2009 Brian Kelly (Finalist)

**Bear Bryant Coach of the Year**

2009 Brian Kelly (Finalist)

**Liberty Mutual Coach of the Year**

2009 Brian Kelly (Finalist)

**George Munger Award**

2009 Brian Kelly (Finalist)

## TEAM AWARDS

**Claude Rost Award**

(Most Valuable Player)

2012 Greg Blair  
George Winn

2011 Isaiah Pead

2010 Armon Binns

2009 Mardy Gilyard

2008 Connor Barwin

2007 Ben Mauk  
Haruki Nakamura

2006 Brent Celek

2005 Adam Roberts

2004 Trent Cole  
Gino Guidugli

2003 Jamar Enzor

2002 Blue Adams,  
DeMarco McCleskey

Antwan Peek

2001 Gino Guidugli

2000 Jonathan Ruffin  
Deonety Kenner

1999 Robert Cooper

1998 Chad Plummer

1997 Brad Jackson  
Philip Curry

1996 Chris Hewitt  
Philip Curry

1995 Robert Tate

1994 Sam Garnes

1993 David Small

1992 Ronnie Dixon

1991 Ronnie Shannon

1990 Terry Strong

1989 Phil Poirier

1988 Chris Asbeck

1987 Danny McCain

1986 Reggie Taylor

1985 Reggie Taylor

1984 Reggie Taylor

1983 Don Goodman

1982 Allen Harvin

1981 James Bettis

1980 James Bettis

1979 Mike Brookins

1978 Howie Kurnick

1977 Dan Rains

1976 Mike Woods

1975 Paul Hunter

1974 Tom Marvaso

1973 Evan Jolitz

1972 Billy Hunter

1971 Randy McBride

1970 Earl Willson

1969 Jim O'Brien

1968 Greg Cook

1967 Tony Jackson  
Jerry Misik

1966 John Parker  
Jay Bachman

1965 Rich Fugere

1964 Brig Owens  
Jerry Momper

1963 Darrell Cauley

1962 Phil Goldner  
Rufus Simmons

1961 Ken Byers

1960 Hurdie Phillips

1959 Jack Lee

1958 Joe Morrison

1957 Barry Maroney

1956 Gus Del Rosa

**John Pease Award**

(Most Outstanding Lineman)

2012 Austen Bujnoch (Off.)  
Dan Giordano (Def.)  
Walter Stewart (Def.)

2011 Alex Hoffman (Off.)  
John Hughes (Def.)  
Randy Martinez (Off.)  
Derek Wolfe (Def.)

2010 Jason Kelce (Off.)  
Derek Wolfe (Def.)  
Alex Daniels (Def.)

2009 Jeff Linkenbach (Off.)

2008 Terrill Byrd (Def.)  
Jeff Linkenbach (Off.)

2007 Glen "Digger" Bujnoch (Off.)  
Terrill Byrd (Def.)

2006 Jeff Reinstatler (Off.)  
Trevor Anderson (Def.)

2005 Steve Eastlake (Off.)  
Adam Roberts (Def.)

2004 Adam Shorter (Off.)  
Trent Cole (Def.)

2003 Kyle Takavitz (Off.)  
Andre Frazier (Def.)

2002 Kirt Doolin (Off.)  
Antwan Peek (Def.)

2001 Josh Shneyderov (Off.)  
Antwan Peek (Def.)

2000 Doug Rosfeld (Off.)  
Antwan Peek (Def.)

1999 Doug Rosfeld (Off.)  
Mario Monds (Def.)

1998 Brian Uhl (Off.)  
Percy Evans (Def.)

1997 Jason Fabini (Off.)  
Derrick Ransom (Def.)

1996 Jason Fabini (Off.)  
Derrick Ransom (Def.)

1995 Jamie Lemire

1994 Matt Vaupel

1993 Ray Woodside (Off.)  
Bob Duckens (Def.)

1992 Jamie Crysdale

1991 Richard Johnson

1990 John Arena

1989 Phil Poirier

1988 Chris Asbeck

1987 Chris Asbeck

1986 Alex Gordon

1985 Nick Frankos

1984 Alex Gordon

1983 George Jamison

1982 Joe Olding

1981 Kari Yli Renko

1980 Joe Olding

1979 Farley Bell

1978 Howie Kurnick

1977 Howie Kurnick

1972 Bob Menke (Off.)  
Charley Stovall (Def.)  
John Mack (Off.)  
Craig Heneveld (Def.)

1970 Ken Weingart (Off.)  
Tom Fletcher (Def.)

1969 Bob Merkich (Off.)  
Earl Willson (Def.)  
Denny Blank (Off.)  
John Studenka (Def.)  
Kevin Teismann (Off.)  
John Parker (Def.)

1965 Rich Lucka (Off.)  
Rich Fugere (Def.)

1964 Bob Taylor (Off.)  
Rich Fugere (Def.)  
Jerry Momper (Off.)  
Darrell Cauley (Def.)  
Dan Points (Def.)

1962 Jim Paris

1960 Bob McCutcheon

1959 Dave Canary

1958 Dave Canary

1957 Dick Seomin

1956 Gus Del Rosa

**Brig Owens Award**

(Most Outstanding Back)

2012 Drew Frey (Def.)  
George Winn (Off.)

2011 Drew Frey (Def.)  
Isaiah Pead (Off.)

2010 Zach Collaros (Off.)  
Drew Frey (Def.)  
Isaiah Pead (Off.)  
Tony Pike (Off.)  
Aaron Webster (Def.)

2008 DeAngelo Smith

2007 Mike Mickens

2006 Greg Moore (Off.)  
Kevin McCullough (Def.)  
Bradley Glatthaar (Off.)  
Corey Smith (Def.)

2004 Richard Hall (Off.)  
Tyjuan Hagler (Def.)

2003 Gino Guidugli (Off.)  
Zach Norton (Def.)

2002 Blue Adams (Def.)  
DeMarco McCleskey (Off.)  
Ray Jackson (Off.)  
DeMarco McCleskey (Off.)  
Zach Norton (Def.)

2000 Ray Jackson (Off.)  
DeJuan Gossett (Def.)  
DeMarco McCleskey (Off.)  
Deontey Kenner (Off.)

1999

1998 Jeff Burrow (Def.)  
Deontey Kenner (Off.)  
Shawn Ferguson (Def.)  
Landon Smith (Off.)  
Tinker Keck (Def.)

1996 Sam Garnes

1995 Muhammed El-Mubarak

1994 Reggie Hudson

1993 Jocelyn Borgella

1992 Jocelyn Borgella

1991 David Small

1990 Joe Koynock

1989 Jackie Cooper

1988 Al McKinney (Off.)  
Marvin Bowman (Def.)  
Danny McCain (Off.)  
Terry Noble (Def.)

1987 Reggie Taylor (Off.)  
John Lewis (Def.)

1985 Reggie Taylor (Off.)  
Jon Sawyer (Def.)

1984 Reggie Taylor (Off.)  
Rob Niehoff (Def.)  
Don Goodman (Off.)  
Robert Gibbs (Def.)

1982 Allen Harvin (Off.)  
Antonio Gibson (Def.)

1981 Hobson Milner (Off.)  
Antonio Gibson (Def.)  
James Bettis (Off.)  
Tim Schira (Def.)

1979 Ralph Williams (Off.)  
Mike Brookins (Def.)

1978 Allen Harvin (Off.)  
Dwayne Berry (Def.)

1972 Reggie Harrison (Off.)  
Evan Jolitz (Def.)

1971 Albert Johnson (Off.)  
Ron Ertle (Def.)

1970 Albert Johnson (Off.)  
Billy Hunter (Def.)

1969 Albert Johnson (Off.)  
Tony Sexton (Def.)

1968 Lloyd Pate (Off.)  
Mike Barrett (Def.)

1966 Ed Ford (Off.)  
Bob Amburgy (Def.)

1965 Bill Bailey (Off.)  
Doug DeRosa (Def.)

1964 Brig Owens (Off.)  
Albert Johnson (Off.)  
Errol Prisby (Off.)  
Bob Steinhauser (Def.)

1963 Brig Owens (Off.)  
Dave Merriam (Def.)  
Royce Starks

1960 Ed Banks

1959 Ed Kovac

1958 Bob Del Rosa

1957 Barry Maroney

1956 Jim Niemann

**Most Outstanding Linebacker**

2012 Greg Blair

2011 JK Schaffer

2010 JK Schaffer

**Most Outstanding Receiver**

2012 Travis Kelce

2011 Anthony McClung



2011	Drew Frey		Dan Giordano		Tony Pike, Off. (11/30)		Phillip Curry, LB (1st)
	Dan Giordano		John Goebel		Mardy Gilyard, ST (12/7)		Jason Fabini, OL (1st)
	Jared Golden		Alex Hoffman		Tony Pike, Off. (12/7)		Brad Jackson, LB (1st)
	Brad Harrah		Sean Hooley	2008	Connor Barwin, ST (10/6)		Tinker Keck, DB & PR (1st)
	Sean Hooley		Jeff Linkenbach		Mardy Gilyard, ST (9/8)		(ST Player of the Year)
	Nick Hunt		Collin McCafferty		Mardy Gilyard, ST (11/9)		Derrick Ransom, DL (2nd)
	Kevin Hyland		J.K. Schaffer		Dustin Grutza, Off. (9/2)		Brian Uhl, OL (2nd)
	Cory Keebler	2008	Aaron Webster		Kevin Huber, ST (10/13)	1996	Phillip Curry, LB (2nd)
	Eric Lefeld		Chazz Anderson		Jake Rogers, ST (11/30)		Joel Dolinski, OL (2nd)
	John Lloyd		Robby Armstrong		Aaron Webster, Def. (11/9)		Jason Fabini, OL (1st)
	Colin Lozier		Zach Collaros	2007	Dustin Grutza, Off. (9/17)		Darrius Felder, DL (1st)
	Jordan Luallen		John Goebel		Ben Mauk, Off. (10/1)		Sam Barnes, DB (1st)
	Jeff Luc		Alex Hoffman		Ben Mauk,Off. (11/26)		Chris Hewitt, DB (2nd)
	Breon Mapp		Kevin Huber		Mike Mickens, Def. (9/3)		Brad Jackson, LB (2nd)
	Mitch Meador		Jeff Linkenbach		Ryan Manalac, Def. (10/8)		Eric Richards, PK (1st)
	Tony Miliano		Ryan Manalac		Haruki Nakamura, Def. (11/5)		Daryl Royal, RB (2nd)
	Justin Murray		J.K. Schaffer		Jake Rogers, ST (9/10)		Steve Smith, P (1st)
	Pat O'Donnell		DeAngelo Smith		Kevin Huber, ST (10/8)		Brian Uhl, OL (2nd)
	Demetrius Richardson		Cedric Tolbert	2006	Kevin McCullough, Def. (10/23)	1995	Muhammed El-Mubarak, LB (2nd)
	Sean Smith	2007	Digger Bujnoch		Dustin Grutza, Off. (10/30)		Jason Fabini, OL (1st)
Matt Staubach		Chris Flores		DeAngelo Smith, Def. (11/ 20)		Darrius Felder, DL (1st)	
Kirk Willis		Kevin Huber	2005	Dustin Grutza, Off. (9/3)		Sam Barnes, DB (1st)	
George Winn		Jeff Linkenbach		Chet Ervin, ST (10/29)		Chris Hewitt, DB (2nd)	
Adrian Witty		Ryan Manalac		Kevin McCullough, Def. (10/29)		Brad Jackson, LB (1st)	
Alex Apyan		Cedric Tolbert				Jamie Lemire, OL (2nd)	
Austen Bujnoch	2006	Digger Bujnoch		<b>All-Conference USA</b>		Eric Richards, PK (2nd)	
Tom DeTemple		Brad Bury	2004	Brent Celek, TE (2nd)		Orlando Smith, RB (2nd)	
Drew Frey		Jon Carpenter		Trent Cole, DE (1st)		Steve Smith, P (2nd)	
Jacob Giltrow		Tony Carvitti		Jamar Enzor, LB (2nd)		Robert Tate, WR & KR (1st)	
Dan Giordano		Brent Celek		Andre Frazier, DE (1st)		(Offensive & Special Teams Player of the Year)	
Alex Hoffman		Chris Flores		Tyjuan Hagler, LB (3rd)			
Sean Hooley		Kevin Huber		Richard Hall, RB (3rd)			
Brendon Kay		Jeff Linkenbach		Daven Holly, DB (2nd)		<b>Conference USA All-Freshman</b>	
Cory Keebler		Ryan Manalac		Doug Monaghan, DB (2nd)	2004	Anthony Hoke, DE	
Eric Lefeld		Bill Poland		Clint Stickdorn, OT (3rd)		Doug Jones, FB	
John Lloyd		Dominic Ross		Kyle Takavitz, OG (1st)	2002	Chet Ervin, P	
Colin Lozier		Kurt Shoemaker		Hannibal Thomas, WR (2nd)		Joel Yakovac, OL	
Jordan Luallen		Brian Steel	2003	Trent Cole, DE (1st)	2001	Andre Frazier, DL	
Breon Mapp		Jon Tobin		Jamar Enzor, LB (3rd)		Gino Guidugli, QB	
Mitch Meador		Cedric Tolbert		Andre Frazier, DE (2nd)		(Freshman of the Year)	
Tony Miliano	2005	Ryan Brown		Daven Holly, DB (2nd)		Doug Monaghan, DB	
Pat O'Donnell		Digger Bujnoch		Zach Norton, DB (2nd)		Kyle Takavitz, OL	
Demetrius Richardson		Jon Carpenter		Kyle Takavitz, OL (1st)	2000	Josh Shneyderov, OL	
Josh Russ		Anthony Carvitti	2002	Blue Adams, DB (2nd)	1999	Derrick Adams, DL	
JK Schaffer		Brent Celek		Kirt Doolin, OL (1st)		Ivan Fields, DB	
George Winn		Ryan Manalac		Gino Guidugli, QB (2nd)		Josh Gardner, OL	
Adrian Witty		William Poland		DeMarco McCleskey, RB (2nd)		P.J. Mays, RB	
Chazz Anderson		Dominic Ross		Antwan Peek, DL (1st)		LaDaris Vann, WR	
Alex Apyan		Jonny Zwiitt		Jonathan Ruffin, K (2nd)		(Freshman of the Year)	
Robby Armstrong				LaDaris Vann, WR (1st)	1998	Blue Adams, DB	
Austen Bujnoch		<b>BIG EAST Conference Players of the Week</b>	2001	DeWayne Johnston, OL (2nd)		Kirt Doolin, OL	
Alex Delisi	2012	Walter Stewart, Def. (9/10)		Antwan Peek, DL (1st)		DeMarco McCleskey, RB	
T.J. Franklin		Maalik Bomar, Def. (10/1)		LaDaris Vann, WR (1st)		Ben Piening, DL	
Drew Frey		Munchie Legaux, Off. (10/1)		Adam Wulfbeck, P (2nd)		Adam Wulfbeck, P	
Dan Giordano		Pat O'Donnell, ST (10/1)	2000	Troy Evans, LB (2nd)	1997	DeJuan Gossett, DB	
John Goebel		Tony Miliano, ST (10/8)		DeJuan Gossett, DB (2nd)		Jason Mammarelli, K	
Alex Hoffman		George Winn, Off. (11/5)		Ray Jackson, RB (1st)	1996	Ken Biggs, OL	
Sean Hooley		Tony Miliano, ST (12/3)		Mario Monds, DL (2nd)		Robert Cooper, RB	
Brendon Kay	2011	Pat O'Donnell, ST (09/26)		Doug Rosfeld, C (1st)			
Colin Lozier		JK Schaffer, Def. (09/26)		Jonathan Ruffin, K (1st)		<b>C-USA Player of the Week</b>	
Collin McCafferty		Isaiah Pead, Off. (10/17)		(ST Player of the Year)	2004	Richard Hall, Offense (9/11)	
Mitch Meador		Zach Collaros, Off. (10/24)		Andy Weinheimer, OL (2nd)		Trent Cole, Defense (9/25)	
Pat O'Donnell		Anthony McClung, Off. (12/05)		Adam Wulfbeck, P (2nd)		Andre Frazier, Defense (10/30)	
Demetrius Richardson	2010	Armon Binns, Off. (10/18)	1999	Robert Cooper, RB (2nd)		Chet Ervin, Specialist (10/30)	
J.K. Schaffer	2009	Tony Pike, Off. (9/7)		DeJuan Gossett, DB (2nd)		Gino Guidugli, Off. (11/6)	
George Winn		Mardy Gilyard, ST (9/14)		Doug Rosfeld, OL (1st)		Gino Guidugli, Off. (11/20)	
Chazz Anderson		Mardy Gilyard, Off. (9/28)		Adam Wulfbeck, P (2nd)	2003	Trent Cole, Defense (9/22)	
Alex Delisi		Jacob Rogers, ST (10/19)	1998	Hassan Champion, LB (2nd)		Richard Hall, Offense (9/29)	
T.J. Franklin		Zach Collaros, Off. (11/9)		Brian Uhl, OL (1st)	2002	Gino Guidugli, Offense (9/3)	
Drew Frey		Jacob Rogers, ST (11/9)	1997	Pierre Brilliant, OL (2nd)		Blue Adams, Defense (9/23)	



## HONORS &amp; AWARDS

2001	Andre Frazier, Def. (11/11)	1986	Roosevelt Mukes, WR	1951	Don Grammer, T	1969	Greg Cook, QB (MVP)																																																																																																																																																																																																																																																																																																																																																																																																																																																																																																																																																																																																																																																																																																																																																																																																																																																																																																																																																																																																																																																																																																									
	Antwan Peek, Def. (9/30)		Andrew Stewart, DE		Gene Rossi, QB		1971	Bob Bell, T																																																																																																																																																																																																																																																																																																																																																																																																																																																																																																																																																																																																																																																																																																																																																																																																																																																																																																																																																																																																																																																																																																								
	Antwan Peek, Def. (12/1)		Reggie Taylor, RB (MVP)		Glen Sample, LB		<b>East-West Shrine Game</b>																																																																																																																																																																																																																																																																																																																																																																																																																																																																																																																																																																																																																																																																																																																																																																																																																																																																																																																																																																																																																																																																																																									
	Gino Guidugli, Off. (9/10)		Alex Gordon, LB		Bill Shalosky, G		1944	Jim Dougherty, HB																																																																																																																																																																																																																																																																																																																																																																																																																																																																																																																																																																																																																																																																																																																																																																																																																																																																																																																																																																																																																																																																																																								
	Gino Guidugli, Off. (12/3)		John Lewis, FS		Bob Dougherty, FB		1952	Bill Shalosky, G																																																																																																																																																																																																																																																																																																																																																																																																																																																																																																																																																																																																																																																																																																																																																																																																																																																																																																																																																																																																																																																																																																								
	Adam Wulfeck, Spec. (10/8)		Danny McCain, QB		Dick Jarvis, E		1955	Dick Goist, HB																																																																																																																																																																																																																																																																																																																																																																																																																																																																																																																																																																																																																																																																																																																																																																																																																																																																																																																																																																																																																																																																																																								
	Antwan Peek, Spec. (10/15)		Jason Stargel, WR		Andy Matto, T		1954	Jack Campbell, G																																																																																																																																																																																																																																																																																																																																																																																																																																																																																																																																																																																																																																																																																																																																																																																																																																																																																																																																																																																																																																																																																																								
	Antwan Peek, Def. (10/22)		Reggie Taylor, RB (MVP)		Frank Middendorf, C		1964	Al Nelson, HB																																																																																																																																																																																																																																																																																																																																																																																																																																																																																																																																																																																																																																																																																																																																																																																																																																																																																																																																																																																																																																																																																																								
	Antwan Peek, Def. (12/3)		Shaun Burdick, P		Gene Rossi, QB		1969	Jim O'Brien, E																																																																																																																																																																																																																																																																																																																																																																																																																																																																																																																																																																																																																																																																																																																																																																																																																																																																																																																																																																																																																																																																																																								
	2000		Jonathan Ruffin, Spec. (11/5)		1985		Nick Gotovac, C	1950	Glen Sample, LB	1970	Bob Bell, T																																																																																																																																																																																																																																																																																																																																																																																																																																																																																																																																																																																																																																																																																																																																																																																																																																																																																																																																																																																																																																																																																																					
Jon Olinger, Off. (11/26)		Danny McCain, QB	Bill Shalosky, G	1973		Tom Forrest, OG																																																																																																																																																																																																																																																																																																																																																																																																																																																																																																																																																																																																																																																																																																																																																																																																																																																																																																																																																																																																																																																																																																										
Troy Evans, Def. (9/12)		Richard Rhodes, S	Bob Stratton, DB	1975		Tom Marvaso, DB																																																																																																																																																																																																																																																																																																																																																																																																																																																																																																																																																																																																																																																																																																																																																																																																																																																																																																																																																																																																																																																																																																										
Jason Mammarella, Spec. (9/12)		Deno Foster, WR	Jim Kelly, E	1976		Keith Jenkins, DB																																																																																																																																																																																																																																																																																																																																																																																																																																																																																																																																																																																																																																																																																																																																																																																																																																																																																																																																																																																																																																																																																																										
Jonathan Ruffin, Spec. (9/5)		Reggie Taylor, RB	Frank Middendorf, C	1987		Alex Gordon, LB																																																																																																																																																																																																																																																																																																																																																																																																																																																																																																																																																																																																																																																																																																																																																																																																																																																																																																																																																																																																																																																																																																										
Jonathan Ruffin, Spec. (11/20)		Gene Beck, OG	Gene Rossi, QB	Reggie Taylor, RB																																																																																																																																																																																																																																																																																																																																																																																																																																																																																																																																																																																																																																																																																																																																																																																																																																																																																																																																																																																																																																																																																																												
Ivan Fields, Def.(11/13)		Don Goodman, FB	Bill Shalosky, G	1988		Danny McCain, QB																																																																																																																																																																																																																																																																																																																																																																																																																																																																																																																																																																																																																																																																																																																																																																																																																																																																																																																																																																																																																																																																																																										
Gerry Ruff, Def. (11/20)		George Jamison, DE	Bob Stratton, DB	1989		Andrew Stewart, DE																																																																																																																																																																																																																																																																																																																																																																																																																																																																																																																																																																																																																																																																																																																																																																																																																																																																																																																																																																																																																																																																																																										
1999		Eddie Johnson, Def. (9/20)	1982	Gene Beck, OG		1949	Lee Haslinger, G		1992		Jamie Crysdale, C																																																																																																																																																																																																																																																																																																																																																																																																																																																																																																																																																																																																																																																																																																																																																																																																																																																																																																																																																																																																																																																																																																					
Robert Cooper, Off. (11/1)		Allen Harvin, TB	Jim Kelly, E	Tom O'Malley, QB		1999	Tinker Keck, S																																																																																																																																																																																																																																																																																																																																																																																																																																																																																																																																																																																																																																																																																																																																																																																																																																																																																																																																																																																																																																																																																																									
1998	Shawn Ferguson, Def. (10/19)	1981	Errol Cleveland, DE	1948	Jim Dougherty, FB	2000	Mario Monds, DT																																																																																																																																																																																																																																																																																																																																																																																																																																																																																																																																																																																																																																																																																																																																																																																																																																																																																																																																																																																																																																																																																																									
1997	Chad Plummer, Off. (9/1)		Antonio Gibson, S		John Vilkoski, G		2007	Brent Celek, TE																																																																																																																																																																																																																																																																																																																																																																																																																																																																																																																																																																																																																																																																																																																																																																																																																																																																																																																																																																																																																																																																																																								
Entire Defense (9/22)	James Bettis, TB (MVP)		Dick Langenbeck, T		2008		Brandon Underwood, DB																																																																																																																																																																																																																																																																																																																																																																																																																																																																																																																																																																																																																																																																																																																																																																																																																																																																																																																																																																																																																																																																																																									
Doug Johnson, Spec. (9/29)	Kari Yli-Renko, OT		Roger Stephens, HB		2010		Armon Binns, WR																																																																																																																																																																																																																																																																																																																																																																																																																																																																																																																																																																																																																																																																																																																																																																																																																																																																																																																																																																																																																																																																																																									
Artrell Hawkins, Def. (9/29)	Mike Brookins, LB		John Vilkoski, G		<b>Florida Citrus All-Star Classic</b>																																																																																																																																																																																																																																																																																																																																																																																																																																																																																																																																																																																																																																																																																																																																																																																																																																																																																																																																																																																																																																																																																																											
Tinker Keck, Def. (10/6)	Antonio Gibson, S		<b>All-Star Game Participants</b>		1998		Chad Plummer, WR																																																																																																																																																																																																																																																																																																																																																																																																																																																																																																																																																																																																																																																																																																																																																																																																																																																																																																																																																																																																																																																																																																									
Phillip Curry, Def. (10/27)	Farley Bell, DE		<b>All-American Bowl</b>		2000		Deontey Kenner, QB																																																																																																																																																																																																																																																																																																																																																																																																																																																																																																																																																																																																																																																																																																																																																																																																																																																																																																																																																																																																																																																																																																									
1996	Tinker Keck, Spec. (10/27)		1969		1968		1960	1989	2003	2004																																																																																																																																																																																																																																																																																																																																																																																																																																																																																																																																																																																																																																																																																																																																																																																																																																																																																																																																																																																																																																																																																																						
Chad Plummer, Off. (9/9)	<b>All-Missouri Valley Conference</b>										1959	Ed Denk, T	2008	Angelo Craig																																																																																																																																																																																																																																																																																																																																																																																																																																																																																																																																																																																																																																																																																																																																																																																																																																																																																																																																																																																																																																																																																																		
Chad Plummer, Off. (10/21)	1969										Jim O'Brien, E	Bob Merkich, OT			Kirt Doolin, OL																																																																																																																																																																																																																																																																																																																																																																																																																																																																																																																																																																																																																																																																																																																																																																																																																																																																																																																																																																																																																																																																																																	
Phillip Curry, Def. (9/9)	Earl Willson, LB	Earl Willson, LB		DeMarco McCleskey, RB																																																																																																																																																																																																																																																																																																																																																																																																																																																																																																																																																																																																																																																																																																																																																																																																																																																																																																																																																																																																																																																																																																												
Chris Hewitt, Def. (11/25)	Jim O'Brien, E	Bob Merkich, OT		Jonathan Ruffin, K (MVP)																																																																																																																																																																																																																																																																																																																																																																																																																																																																																																																																																																																																																																																																																																																																																																																																																																																																																																																																																																																																																																																																																																												
Eric Richards, Spec. (9/30)	Greg Cook, QB	Ed Nieman, OG		Zach Norton, DB																																																																																																																																																																																																																																																																																																																																																																																																																																																																																																																																																																																																																																																																																																																																																																																																																																																																																																																																																																																																																																																																																																												
Daryl Royal, Off. (9/30)	Lloyd Pate, HB	Lloyd Pate, HB		2004		Jamar Enzor, LB																																																																																																																																																																																																																																																																																																																																																																																																																																																																																																																																																																																																																																																																																																																																																																																																																																																																																																																																																																																																																																																																																																										
Steve Smith, Spec. (10/21)	Tony Jackson, DB	Tony Jackson, DB		<b>Hula Bowl</b>																																																																																																																																																																																																																																																																																																																																																																																																																																																																																																																																																																																																																																																																																																																																																																																																																																																																																																																																																																																																																																																																																																												
Robert Cooper, Off. (10/28)	Kevin Teismann, OG	Kevin Teismann, OG		2008		Angelo Craig																																																																																																																																																																																																																																																																																																																																																																																																																																																																																																																																																																																																																																																																																																																																																																																																																																																																																																																																																																																																																																																																																																										
Eric Richards, Spec. (11/18)	Bob Amburgy, DB	Bob Amburgy, DB									Glen "Digger" Bujnoch																																																																																																																																																																																																																																																																																																																																																																																																																																																																																																																																																																																																																																																																																																																																																																																																																																																																																																																																																																																																																																																																																																					
Robert Tate, Spec. (11/25)	Rich Lucka, OT	Rich Lucka, OT	Anthony Hoke																																																																																																																																																																																																																																																																																																																																																																																																																																																																																																																																																																																																																																																																																																																																																																																																																																																																																																																																																																																																																																																																																																													
<b>All-Liberty Bowl Alliance</b>		Bill Bailey, HB	Haruki Nakamura																																																																																																																																																																																																																																																																																																																																																																																																																																																																																																																																																																																																																																																																																																																																																																																																																																																																																																																																																																																																																																																																																																													
1995	Muhammed El-Mubarak, LB	Doug DeRosa, DB	<b>Japan Bowl</b>																																																																																																																																																																																																																																																																																																																																																																																																																																																																																																																																																																																																																																																																																																																																																																																																																																																																																																																																																																																																																																																																																																													
Sam Garnes, DB	1964	Bob Taylor, T	1977		Dan Rains, DE																																																																																																																																																																																																																																																																																																																																																																																																																																																																																																																																																																																																																																																																																																																																																																																																																																																																																																																																																																																																																																																																																																											
Chris Hewitt, DB	1963	Roger Perdrix, G	1981		James Bettis, TB																																																																																																																																																																																																																																																																																																																																																																																																																																																																																																																																																																																																																																																																																																																																																																																																																																																																																																																																																																																																																																																																																																											
Jamie Lemire, OL	1962	Al Nelson, HB	<b>Las Vegas Classic</b>																																																																																																																																																																																																																																																																																																																																																																																																																																																																																																																																																																																																																																																																																																																																																																																																																																																																																																																																																																																																																																																																																																													
Robert Tate, WR & KR	1961	Brig Owens, HB	2004		Hannibal Thomas, WR																																																																																																																																																																																																																																																																																																																																																																																																																																																																																																																																																																																																																																																																																																																																																																																																																																																																																																																																																																																																																																																																																																											
(ST Player of the Year)	1960	Jim Curry, E	2005		Chet Ervin, P																																																																																																																																																																																																																																																																																																																																																																																																																																																																																																																																																																																																																																																																																																																																																																																																																																																																																																																																																																																																																																																																																																											
Rick Minter	1959	Darrell Cauley, G	Adam Roberts, DE																																																																																																																																																																																																																																																																																																																																																																																																																																																																																																																																																																																																																																																																																																																																																																																																																																																																																																																																																																																																																																																																																																													
(Coach of the Year)	1958	Brig Owens, HB	<b>NFLPA Collegiate Bowl</b>																																																																																																																																																																																																																																																																																																																																																																																																																																																																																																																																																																																																																																																																																																																																																																																																																																																																																																																																																																																																																																																																																																													
1994	Matt Vaupel, OG	1957	1956	1955	1954	1953	1952	1951	1950	1949	1948	1947	1946	1945	1944	1943	1942	1941	1940	1939	1938	1937	1936	1935	1934	1933	1932	1931	1930	1929	1928	1927	1926	1925	1924	1923	1922	1921	1920	1919	1918	1917	1916	1915	1914	1913	1912	1911	1910	1909	1908	1907	1906	1905	1904	1903	1902	1901	1900	1899	1898	1897	1896	1895	1894	1893	1892	1891	1890	1889	1888	1887	1886	1885	1884	1883	1882	1881	1880	1879	1878	1877	1876	1875	1874	1873	1872	1871	1870	1869	1868	1867	1866	1865	1864	1863	1862	1861	1860	1859	1858	1857	1856	1855	1854	1853	1852	1851	1850	1849	1848	1847	1846	1845	1844	1843	1842	1841	1840	1839	1838	1837	1836	1835	1834	1833	1832	1831	1830	1829	1828	1827	1826	1825	1824	1823	1822	1821	1820	1819	1818	1817	1816	1815	1814	1813	1812	1811	1810	1809	1808	1807	1806	1805	1804	1803	1802	1801	1800	1799	1798	1797	1796	1795	1794	1793	1792	1791	1790	1789	1788	1787	1786	1785	1784	1783	1782	1781	1780	1779	1778	1777	1776	1775	1774	1773	1772	1771	1770	1769	1768	1767	1766	1765	1764	1763	1762	1761	1760	1759	1758	1757	1756	1755	1754	1753	1752	1751	1750	1749	1748	1747	1746	1745	1744	1743	1742	1741	1740	1739	1738	1737	1736	1735	1734	1733	1732	1731	1730	1729	1728	1727	1726	1725	1724	1723	1722	1721	1720	1719	1718	1717	1716	1715	1714	1713	1712	1711	1710	1709	1708	1707	1706	1705	1704	1703	1702	1701	1700	1699	1698	1697	1696	1695	1694	1693	1692	1691	1690	1689	1688	1687	1686	1685	1684	1683	1682	1681	1680	1679	1678	1677	1676	1675	1674	1673	1672	1671	1670	1669	1668	1667	1666	1665	1664	1663	1662	1661	1660	1659	1658	1657	1656	1655	1654	1653	1652	1651	1650	1649	1648	1647	1646	1645	1644	1643	1642	1641	1640	1639	1638	1637	1636	1635	1634	1633	1632	1631	1630	1629	1628	1627	1626	1625	1624	1623	1622	1621	1620	1619	1618	1617	1616	1615	1614	1613	1612	1611	1610	1609	1608	1607	1606	1605	1604	1603	1602	1601	1600	1599	1598	1597	1596	1595	1594	1593	1592	1591	1590	1589	1588	1587	1586	1585	1584	1583	1582	1581	1580	1579	1578	1577	1576	1575	1574	1573	1572	1571	1570	1569	1568	1567	1566	1565	1564	1563	1562	1561	1560	1559	1558	1557	1556	1555	1554	1553	1552	1551	1550	1549	1548	1547	1546	1545	1544	1543	1542	1541	1540	1539	1538	1537	1536	1535	1534	1533	1532	1531	1530	1529	1528	1527	1526	1525	1524	1523	1522	1521	1520	1519	1518	1517	1516	1515	1514	1513	1512	1511	1510	1509	1508	1507	1506	1505	1504	1503	1502	1501	1500	1499	1498	1497	1496	1495	1494	1493	1492	1491	1490	1489	1488	1487	1486	1485	1484	1483	1482	1481	1480	1479	1478	1477	1476	1475	1474	1473	1472	1471	1470	1469	1468	1467	1466	1465	1464	1463	1462	1461	1460	1459	1458	1457	1456	1455	1454	1453	1452	1451	1450	1449	1448	1447	1446	1445	1444	1443	1442	1441	1440	1439	1438	1437	1436	1435	1434	1433	1432	1431	1430	1429	1428	1427	1426	1425	1424	1423	1422	1421	1420	1419	1418	1417	1416	1415	1414	1413	1412	1411	1410	1409	1408	1407	1406	1405	1404	1403	1402	1401	1400	1399	1398	1397	1396	1395	1394	1393	1392	1391	1390	1389	1388	1387	1386	1385	1384	1383	1382	1381	1380	1379	1378	1377	1376	1375	1374	1373	1372	1371	1370	1369	1368	1367	1366	1365	1364	1363	1362	1361	1360	1359	1358	1357	1356	1355	1354	1353	1352	1351	1350	1349	1348	1347	1346	1345	1344	1343	1342	1341	1340	1339	1338	1337	1336	1335	1334	1333	1332	1331	1330	1329	1328	1327	1326	1325	1324	1323	1322	1321	1320	1319	1318	1317	1316	1315	1314	1313	1312	1311	1310	1309	1308	1307	1306	1305	1304	1303	1302	1301	1300	1299	1298	1297	1296	1295	1294	1293	1292	1291	1290	1289	1288	1287	1286	1285	1284	1283	1282	1281	1280	1279	1278	1277	1276	1275	1274	1273	1272	1271	1270	1269	1268	1267	1266	1265	1264	1263	1262	1261	1260	1259	1258	1257	1256	1255	1254	1253	1252	1251	1250	1249	1248	1247	1246	1245	1244	1243	1242	1241	1240	1239	1238	1237	1236	1235	1234	1233	1232	1231	1230	1229	1228	1227	1226	1225	1224	1223	1222	1221	1220	1219	1218	1217	1216	1215	1214	1213	1212	1211	1210	1209	1208	1207	1206	1205	1204	1203	1202	1201	1200	1199	1198	1197	1196	1195	1194	1193	1192	1191	1190	1189	1188	1187	1186	1185	1184	1183	1182	1181	1180	1179	1178	1177	1176	1175	1174	1173	1172	1171	1170	1169	1168	1167	1166	1165	1164	1163	1162	1161	1160	1159	1158	1157	1156	1155	1154	1153	1152	1151	1150	1149	1148	1147	1146	1145	1144	1143	1142	1141	1140	1139	1138	1137	1136	1135	1134	1133	1132	1131	1130	1129	1128	1127	1126	1125	1124	1123	1122	1121	1120	1119	1118	1117	1116	1115	1114	1113	1112	1111	1110	1109	1108	1107	1106	1105	1104	1103	1102	1101	1100	1099	1098	1097	1096	1095	1094	1093	1092	1091	1090	1089	1088	1087	1086	1085	1084	1083	1082	1081	1080	1079	1078	1077	1076	1075	1074	1073	1072	1071	1070	1069	1068	1067	1066	1065	1064	1063	1062	1061	1060	1059	1058	1057	1056	1055	1054	1053	1052	1051	1050	1049	1048	1047	1046	1045	1044	1043	1042	1041	1040	1039	1038	1037	1036	1035	1034	1033	1032	1031	1030	1029	1028	1027	1026	1025	1024	1023	1022	1021	1020	1019	1018	1017	1016	1015	1014	1013	1012	1011	1010	1009	1008	1007	1006	1005	1004	1003	1002	1001	1000	999	998	997	996	995	994	993	992	991	990	989	988	987	986	985	984	983	982	981	980	979	978	977	976	975	974	973	972	971	970	969	968	967	966	965	964	963	962	961	960	959	958	957	956	955	954	953	952	951	950	949	948	947	946	945	944	943	942	941	940	939	938	937	936	935	934	933	932	931	930	929	928	927	926	925	924	923	922	921	920	919	918	917	916	915	914	913	912	911	910	909	908	907	906	905	904	903	902	901	900	899	898	897	896	895	894	893	892	891	890	889	888	887

## HONORS &amp; AWARDS

1973	Reggie Harrison, HB Quincy Daniels, HB Mike Kleinhenz, LB
1974	Mike Campbell, QB Jeff West, TE Jim Hoeh, DT
1975	Jay Bonds, FB (MVP) Paul Hunter, DB Ed Jones, DT
1976	Steve Bell, TE Harold Lee, FL Henry Miller, QB

<b>Raycom College FB All-Star Classic</b>	
2012	Cameron Cheatham, DB

<b>Senior Bowl</b>	
1952	Frank Middendorf, C
1959	Joe Morrison, HB Dick Goist, HB
1960	Jack Lee, QB (MVP) Ed Kovac, HB Jim Leo, E
1969	Greg Cook, QB Tom Rossley, E
1970	Jim O'Brien, E
1971	Bob Bell, T
1975	Tom Marvaso, DB
1977	Mike Woods, LB
1989	Andrew Stewart, DE Chris Asbeck, DT
1996	Robert Tate, WR
1997	Jason Fabini, OT Artrell Hawkins, CB Brad Jackson, LB Derrick Ransom, DE
2000	Mario Monds, DT
2004	Trent Cole, DE
2008	Connor Barwin, DE Trevor Canfield, OL Kevin Huber, P Mike Mickens, DB DeAngelo Smith, DB Brandon Underwood, DB
2009	Mardy Gilyard, WR Tony Pike, QB Mike Windt, LS
2011	John Hughes, DL Isaiah Pead RB (MVP) Derek Wolfe, DL
2012	Travis Kelce, TE

<b>Texas vs. the Nation All-Star Bowl</b>	
2007	John Bowie, CB
2009	Alex Daniels, DL Aaron Webster, DB
2010	Jacob Rogers, K
2012	Kenbrell Thompkins, WR George Winn, RB

<b>ALL-AMERICANS</b>	
<b>Danny Barrett</b>	
1982	AP Honorable Mention

<b>Bob Bell</b>	
1970	Central Press Second Team AP Third Team

<b>James Bettis</b>	
1981	AP Honorable Mention

<b>Ken Byers</b>	
1961	Williamson Ratings Second Team

<b>Terrill Byrd</b>	
2007	AP Second Team

<b>Trevor Canfield</b>	
2008	AP Second Team

<b>Toney Catchings</b>	
1986	Honorable Mention Sporting News

<b>Trent Cole</b>	
2004	CollegeFootballNews.com

<b>Greg Cook</b>	
1968	AP Second Team UPI Second Team NEA Second Team

<b>Parker Ehinger</b>	
2012	FWAA Freshman Team

<b>Deno Foster</b>	
1984	AP Honorable Mention

<b>Antonio Gibson</b>	
1981	AP Honorable Mention
1982	AP Honorable Mention

<b>Mardy Gilyard</b>	
2009	AFCA First Team (KR) SI.com First Team (WR)
2008	Rivals.com First Team (KR)

<b>Dick Goist</b>	
1953	Honorable Mention
1954	Honorable Mention

<b>Alex Gordon</b>	
1986	AP Honorable Mention Sporting News Honorable Mention

<b>Allen Harvin</b>	
1982	AP Honorable Mention

<b>Kevin Huber</b>	
2008	Consensus All-American AP First Team AFCA First Team FWAA First Team Rivals.com First Team SI.com First Team
2007	Consensus All-American AP First Team FWAA First Team Walter Camp First Team

<b>George Jamison</b>	
1983	AP Honorable Mention

<b>Keith Jenkins</b>	
1975	Recap Honorable Mention

<b>Jim Leo</b>	
1959	Williamson Rating Honorable Mention

<b>Tom Marvaso</b>	
1975	Sporting News First Team

<b>Danny McCoin</b>	
1986	AP Honorable Mention

<b>Mike Mickens</b>	
2008	Walter Camp Second Team AP Third Team
2007	FWAA All-America First Team

<b>Al Nelson</b>	
1964	AP Honorable Mention

<b>Ray Nolting</b>	
1935	Honorable Mention

<b>Jim O'Brien</b>	
1968	AP Honorable Mention
1969	AP Honorable Mention UPI Honorable Mention

<b>Dan Rains</b>	
1977	AP Honorable Mention

<b>Gene Rossi</b>	
1951	Honorable Mention
1952	Honorable Mention

<b>Tom Rossley</b>	
1968	AP Honorable Mention

<b>Jonathan Ruffin</b>	
2000	Consensus All-American AP First Team FWAA First Team SI First Team Sporting News First Team Walter Camp First Team Lou Groza Award Winner
2000	

<b>Clarence Sanders</b>	
1975	AP First Team NEA Second Team

<b>Bill Shalosky</b>	
1952	Honorable Mention

<b>Jason Stargel</b>	
1986	Sporting News Honorable Mention

<b>Andrew Stewart</b>	
1988	AP Honorable Mention

<b>Bob Stratton</b>	
1951	Honorable Mention

<b>Reggie Taylor</b>	
1984	AP Honorable Mention
1985	AP Honorable Mention
1986	AP Honorable Mention Sporting News Honorable Mention

<b>Derek Wolfe</b>	
2011	AP Second Team Scout.com Second Team SI.com Second Team Yahoo! Sports Second Team Phil Steele Third Team

<b>Mike Woods</b>	
1977	AP First Team NEA First Team Sporting News First Team

## COSIDA ACADEMIC ALL-AMERICANS

<b>First Team</b>	
1981	Karl Yli-Renko, OL
1990	Kyle Stroh, DL
1991	Kris Bjorson, TE
1997	John Kobalka, DL

<b>Second Team</b>	
1979	Edward Koboves, OL
1983	Jason Stargell, WR
1989	Jeff Jones, P

## ALL-TIME LETTERWINNERS

**A**

Abernathy, Ralph David IV 2011, 12
Abramowicz, Stan 1941, 42
Abrams, Joe 1988, 90, 91, 92
Abrahams, Mortimer 1906, 07, 08, 09
Ackerson, D. Hayward 1907
Adams, Blue 1998, 00, 01, 02
Adams, Derrick 1999, 00, 01, 02
Adams, Dorian 1992, 93, 94, 95
Adams, Edward 1905, 06
Agger, Eugene 1900
Ahlborn, C.A. 1885
Alberts, Butch 1969, 70, 71
Alexander, Edwin 1939
Allen, Darryl 1964, 65, 66
Allen, Ernest 1991, 92, 93, 94
Allen, Jim 1945
Allen, John 1909, 10, 11, 12
Allen, Marvin 2001
Allgyer, Don 1958
Alli, Kazeem 2006, 07, 08, 09
Altamer, Harold 1916, 17
Ambers, Willie 1976, 77
Amburgy, Bob 1966, 67, 68
Ames, Edward 1917
Amlin, Kenny 1945
Anderson, Chazz 2008, 10
Anderson, John 1960
Anderson, Josh 1994, 96, 97, 98
Anderson Paul 1990, 91, 92
Anderson, Roger 1939
Anderson, Trevor 2005, 06
Anderson, William 1947, 48
Andino, Lazaro 1985
Andreadis, Harry 1951, 52, 53, 55
Andrew, Timmy 1989, 90
Androit, Don 1977, 78, 79, 80
Annen, Blake 2010, 11, 12
Anthony, Floyd 1950, 51, 52
Apke, Joe 1983, 84
Archer, Mickey 1978
Archer, Terry 1984, 85
Archie, Chris 1998
Arena, John 1988, 89, 90, 91
Armstead, Fred 1997
Armstrong, Robby 2008, 10
Arnold, Terry 2003
Asbeck, Chris 1985, 86, 87, 88
Atkinson, Santo 1972, 73, 74
Aukerman, Norm 1954, 55, 56
Austin, John 1967

**B**

Baarendse, Bruce 1978, 79, 80, 81
Babcock, Joe 1945
Babylon, Elva 1928
Bachman, Charles 1903
Bachman, Jay 1965, 66
Bachman, Nathan 1922, 23
Bachman, Stanley 1907
Backherms, Alvin 1915, 16
Bacon, Jon 1993, 94, 95
Baehr, Lenoard 1913, 14, 15
Baer, Carl 1897, 98, 99
Bahman, Robert 1890
Baker, Chad 1994
Bailey, Art 1976, 77
Bailey, Bill 1964, 65
Bailey, Gilbert 1890
Balkum, Milt 1966, 67, 68
Ballard, Brad 1980, 81
Ballard, Clark 1932, 33, 34, 35
Ballard, Terry 1964, 66
Ballman, Harry 1931

Banks, Aldolphous 1965
Banks, Ed 1959, 60, 61
Bardaro, Joe 1968, 69
Barklow, J. Paul 1929, 30
Barnett, Marcus 2007, 08, 09, 10
Barney, Ernest 1929, 30
Barone, Robert 1985
Barrett, Dan 1979, 80, 81, 82
Barrett, Dennis 1965
Barrett, Mike 1966, 67, 68
Barwin, Connor 2005, 06, 07, 08
Bass, Butch 1973, 74, 75, 76
Bass, William 1896, 97
Bates, Doug 1989
Bates, Hugh 1901
Battle, Dominique 2008, 09, 11, 12
Bauer, Bert 1947
Bauer, Edwin 1917, 18
Bauer, Wilber 1923, 24
Beal, Demetri 2011, 12
Beal, Eric 1995, 96
Beard, Camaron 2011, 12
Beck, Gene 1982, 83
Beckman, Roland 1957
Beckum, Steve 1976, 77
Bedway, John 1940, 41, 42
Beebe, Henry 1909
Belew, Steve 1985
Bell, Bob 1968, 69, 70
Bell, Chris 1979, 80
Bell, Farley 1978, 79
Bell, Steve 1974, 75, 76
Bellamah, Howard 1947, 48, 49
Bellisari, Mike 1978
Benham, Robert 1932
Bennett, Mike 1987, 88
Bennett, William 1890
Bennie, Dan 1967
Benton, Butler 2004, 05, 06, 07
Benzinger, Joseph 1949, 50, 51
Berry, Dwayne 1976, 77, 78
Berry, W. Durrant 1894, 95
Bertholf, Bruce 1969
Bertram, Bill 1957, 58, 59
Bertucci, David 1998, 99
Betteman, H. W. 1886, 87
Bettis, Jim 1979, 80, 81
Bible, Dana 1973, 74, 75
Bible, Daryl 1979, 80
Biedinger, Harry 1908
Biggs, Ken 1996, 97, 98
Billings, DeMarcus 1999, 00, 01, 02
Binns, Armon 2007, 08, 09, 10
Birt, Charles 1924, 25
Bissmeyer, Albert 1910, 11, 12
Bittekofer, Jack 1948, 49
Bjorson, Kris 1989, 90, 91, 92
Black, Charles 1956, 57, 58
Black, Sam 1995
Blackwood, Paul 1993, 94
Blair, Greg 2012
Blake, Tom 1946, 47, 48
Bland, Charley 1973
Blank, Denny 1966, 67, 68
Blascovich, Ben 1957, 58
Blasick, Frank 1961
Blau, John 1913
Blaylock, Jeff 1991, 92, 93, 94
Blum, Bob 1950
Bockhorst, Mike 1988
Bodine, Troy 1983, 84
Bodnar, Bob 1958
Boehme, Doug 1977
Bohl, Harold 1928, 29

Bohnert, Doug 1976
Bohrer, Robert 1938, 39
Bolar, Diron 1993, 94
Bolis, Ed 1970, 71, 72
Bolser, Harvey 1945
Bolton, Jeremy 2004, 06
Bomar, Maalik 2009, 10, 11, 12
Bonds, Jay 1974, 75
Bonner, Cornelius 1996, 97, 98
Booker, Vaughn 1987, 91
Boone, Jonathon 1992
Booze, Bill 1980, 81, 82, 83
Borgella, Jocelyn 1990, 91, 92, 93
Boslet, Dan 1992, 93
Boss, Ralph 1915
Bowen, Joseph 1923
Bowie, John 2003, 04, 06
Bowman, Marvin 1985, 87, 88, 89
Box, Harry 1902
Boyle, Dan 1976
Boyle, Terry 1952
Bradford, Ray 1923, 24, 25
Bradford, William 1923, 24, 25
Bradner, George 1923
Brayboy, Gerard 1996, 97, 98
Brennan, Tim 1982, 83
Brill, Don 1948, 49, 50
Brilliant, Pierre 1995, 96, 97
Brinson, Jerome 1982, 83
Britford, Mike 1990, 91, 92, 93
Brockman, Don 1971, 72, 73
Brokaw, G. 1905
Brookins, Mike 1978, 79, 81
Brooks, Arnold 1986
Brown, Mike 2002, 03
Brown, Kevin 2012
Brown, Rob 1983
Brown, Robert 1989, 90
Brown, Ryan 2004, 05
Brown, Scott 1990, 91, 92
Brown, William 1931, 32
Brunhoff, Henry 1920, 21
Brunn, Gary 1976, 77
Brunt, Ray 1993, 94, 95, 96
Bruscianelli, Jack 1988, 89
Bryant, Damon 1990, 91
Bryant, Lester 1914, 15
Bryant, Ron 1968, 70, 71
Buchanan, Harry 1910, 11, 12
Buckley, Deionte 2012
Buell, Harry 1887
Buerger, Frederick 1911, 12, 13
Bujnoch, Austen 2010, 11, 12
Bujnoch, Digger 2004, 05, 06, 07
Bunker, Al 1933
Burdick, Frank 1933
Burdick, Shaun 1983, 84, 85, 86
Burleson, Mike 1967
Burns, Victor 1903
Burrow, Jeff 1996, 97, 98, 99
Bursiek, Ralph 1928, 29, 30
Bury, Brad 2005
Bush, Eric 1988, 91
Butcher, H. G. 1899
Butler, Aaron 2000, 01
Butler, Greg 1971, 72, 73
Butz, Charles 1895, 96
Butz, John 1976, 77, 78
Byers, Ken 1959, 60, 61
Byrd, Jim 1967
Byrd, Terrill 2005, 06, 07, 08
Byrd, Vince 1997, 98

**C**

Caldwell, J.H. 1985, 87
Caldwell, Robert 1905
Caleca, Joe 1978, 79, 80, 81
Callicott, Franklin 2002, 03
Cameron, Mike 1966
Campbell, Jack 1951, 52, 53, 54
Campbell, Mike 1973, 74
Canard, Terry 1972, 73
Canary, Dave 1957, 58, 59
Canfield, Trevor 2005, 06, 07, 08
Cannon, Tim 1982, 83, 84
Capelle, Lou 1939
Capelle, Smith 1938, 39, 40
Carey, Craig 2007, 08, 09
Carey, Collin 2003, 04
Carmon, Chris 1988, 89, 90, 91
Carmon, Jim 1989, 90, 91, 92
Carozzoni, Joe 1978, 79, 80, 81
Carpenter, Dan 1962
Carpenter, Jon 2004, 05, 06, 07
Carreker, Vincent 1985
Carson, Arch 1885, 86, 87, 88, 89
Carter, Lewis 1998, 99, 00, 01
Carthan, Larry 1980, 81, 82
Carvitti, Tony 2003, 04, 05, 06
Casey, Steve 1990, 92
Casola, Sal 1971, 72, 73
Casseus, Clemente 2012
Catanella, Nick 1971, 72
Catchings, Toney 1985, 86
Catenacci, John 1976
Catlow, William 1887
Cauley, Darrell 1961, 62, 63
Cedeno, Edgar 1995
Celek, Brent 2003, 04, 05, 06
Certain, Doug 1981, 82
Chambers, Clark 1972
Chambers, William 1892, 93
Champion, Hassan 1995, 96, 97, 98
Chapman, H.G. 1916, 17
Charity, Bob 1976, 77
Charls, George Herbert 1898, 99
Chase, John 1975
Chatman, Antonio 1999, 00
Chayra, Steve 1996, 97
Cheatham, Camerron 2009, 10, 11, 12
Cheatham, Obadiah 2009, 10
Cherkiss, Bob 1972
Chenault, Arryn 2010, 11, 12
Cherneck, Dave 1960
Cherrington, Frank 1904
Childress, Rick 1984, 85, 86
Chiodi, Andy 1960, 61
Chirchella, Mike 1979, 80
Chisolm, Dwayne 1979, 80, 81, 82
Chisum, Alex 2011, 12
Chlebeck, Tom 1967
Chrisman, Claude 1893
Citron, Herbert 1945
Claggett, Thomas 2005, 06
Clancey, J.A. 1904
Clark, Cornelius 1981, 82, 83
Clark, Michael 1976, 77, 78, 79
Clark, Mike 1973, 74, 75
Clemens, Mel 1951
Cleveland, Errol 1981, 82, 83
Clifford, Tyler 2008
Climer, William 1928, 29
Clyde, Edgar 1913
Cobb, Bob 1976
Cobb, CJ 2007, 09, 10
Cobb, Fred 1976, 77, 78
Cobb, Gardner 1973, 75, 76, 77

## ALL-TIME LETTERWINNERS

Cockowski, Jim 1963
Cockrell, Johnathan 1988, 89, 90, 91
Coffee, Shane 1989
Cole, Lowery 1996, 97
Cole, Trent 2002, 03, 04
Coleman, Marcus 1994
Colton, Anthony 2002, 03
Cokes, Shawn 1989
Collaros, Tim 1967
Collaros, Zach 2008, 09, 10, 11
Collett, Steve 1970
Collins, Doug 1965, 66, 67
Collins, Jack 1969
Collins, Baker, Jason 1997, 98, 99, 00
Comchoc, Rudy 1954, 55
Conatser, Ken 1959, 60, 61
Conatser, Will 1952, 53, 54
Concilla, Joe 1951, 52, 53
Connell, Mike 1974, 75, 76, 77
Conner, Chuck 1957
Constable, Charles 1917, 18, 20
Converse, Howard 1959, 60
Cook, Brent 1969, 70
Cook, Greg 1966, 67, 68
Cook, Jim 1936
Cook, Walter 1900, 01, 02
Coons, Edgar 1921
Cooper, Jackie 1988, 89
Cooper, Robert 1996, 97, 98, 99
Cooper, Russell 1980
Coppess, Jason 1990, 91, 92, 93
Coppola, Bob 1999, 00
Coppola, Ted 1963, 64
Costello, Walter 1902
Cornett, Torry 2006, 07, 08
Couch, John 1885
Couch, Ron 1955, 56, 57
Cousins, Mike 1970, 71
Cowan, Steve 1969, 70, 71
Coyle, Max 1939, 40
Craggette, Hosea 1970, 72
Craig, Angelo 2005, 06, 07
Craig, Lewis 1931
Crampton, Frank 1928
Crawford, Mark 1980, 81, 82, 83
Cretors, Paul 1940
Crist, Ray 1924
Croake, William 1916, 17
Crolley, Frank 1920, 21
Cross, Frank 1891
Croucher, James 1940
Crumrine, Chuck 1956, 57, 58
Cry, Leonard 1986, 87, 88
Crysdale, Jamie 1989, 90, 91, 92
Cummins, James 1937
Cunningham, Eldon 1899, 1900
Cureton, Andre 2010
Curl, Joe 1979, 80
Curry, Jim 1962, 63
Curry, Phillip 1994, 95, 96, 97
Cusumano, Mike 1977, 78
Cygan, Joe 1969
Cynkar, Lou 1967

**D**

Dablow, Steve 1967
Daley, Jim 1976, 77, 78
Dallen, Tom 1993, 94
Daniels, Alex 2008, 09
Daniels, Kwesi 1998
Daniels, Matt 1985
Daniels, Mike 2003, 04, 05, 07
Daniels, Quincy 1972
Darden, Malcolm 1983, 84

Darling, Antwan 2010
Daum, Fred 1938, 39
Davila, Nick 2005, 06
Davis, Adolph 1910, 11, 12
Davis, Antonio 1999, 00
Davis, Bill 1985, 86, 87, 88
Davis, Bryan 1999
Davis, Dorian 2009
Davis, Evan 2008, 09, 10, 11
Davis, G. Allen 1931, 32, 33
Davis, Hank 2005
Davis, Joe 1963
Davis, Larry 1961
Davis, Michael 1991, 92, 93
Davis, Wilford 1916, 17, 18
Dawley, Cedric 2003
De Rosa, Charles 1963
Deatherage, J.R. 2000, 01
DeFillipo, Nick 2006, 07
DeGarmo, Al 1945
Deinhart, Marty 1980
Del Bene, Dom 1951, 52, 53
Del Fine, Michael 1953
Del Rosa, Bob 1956, 57, 58
Del Rosa, Gus 1954, 55, 56
Delaney, Jack 1950, 51, 52
Delisi, Alex 2009, 10
DeLucia, Chet 1975, 76, 77
Dempsey, Adam 2012
Denk, Ed 1956, 57, 58
Denk, Jim 1966
Denser, Clarence 1914, 15, 16
Derks, Mike 1984
DeRosa, Doug 1962, 65
DeTemple, Tom 2009, 10, 11
DeVincentis, Larry 1957
DeWalt, Carl 1974, 76, 77
DeWitz, Keith 1957
Dickerson, Richard 1903, 04
Dickson, William 1894, 95, 96
Diehl, George 1891
Dillhoff, Glen 1951, 52, 53, 54
Dingle, Nate 1990, 91, 92, 93
Dixon, Joe 1998, 99, 00
Dixon, Malloy 1938, 39, 41
Dixon, Rob 2002
Dixon, Ronnie 1990, 91, 92
Dixon, Troy 1987, 88
Dodd, Brian 2003
Dolinski, Joel 1994, 95, 96, 97
Doolin, Kirt 1998, 00, 01, 02
Dorsey, Ron 1970, 71
Dost, Frank 1929, 30
Douds, Andy 1936
Dougherty, Bob 1951
Dougherty, Jim 1947, 48, 49
Drane, Deven 2010, 11, 12
Drake, Hall 1945, 46, 47
Drewery, Robert 2000, 01
Driscoll, Jim 1950
DuBray, Ernest 1907, 08, 09, 10
Duckens, Bob 1990, 91, 92, 93
Dudley, Walter 2002, 03, 05
Duenas, Mario 2006, 07
Dufford, Jack 1939
Duncan, Harry 1933, 34, 35, 36
Dunlap, Sheldon 1947, 48, 49
Dyke, John 1988

**E**

Eastlake, Steve 2003, 04, 05
Easton, Russell 1909, 10, 11, 12
Eaton, Lyman 1893, 94, 95, 96
Ebbers, Howard 1941

Eddington, Derrick 2003
Edwards, Steve 1979, 80, 81, 82
Edwards, Willis 1999, 00, 01, 02
Egenolf, Tom 1981, 82, 83, 84
Ehinger, Parker 2012
Eiben, Larry 1967, 68, 69
Eilerman, Joe 1977, 78, 79
Eilers, Henry 1917, 18, 19, 20
El, Amin, Khalil 2005, 07, 08
Elchynski, Ted 1959
Elliott, Dante 1998, 99, 00
Elminger, Steve 1985
El, Mubarak, Muhammed 1991, 93, 94, 95
Emerson, Lowe 1896
Emmerich, Charles 1936
Emmerich, Gus 1935
Enzor, Jamar 2001, 02, 03, 04
Ertle, Ron 1969, 70, 71
Ervin, Chet 2002, 03, 04, 05
Estadt, Dick 1960
Evans, Percy 1995, 96, 97, 98
Evans, Phil 1956
Evans, Troy 1999, 00
Everham, Arthur 1900, 01

**F**

Fabini, Jason 1994, 95, 96, 97
Fabis, Glenn 1976, 78, 79, 80
Farfsing, Patrick 2003, 04, 05, 06
Faris, Jim 1945
Farkas, Glenn 1987, 88, 89, 90
Farrell, Tom 1961
Faulkner, Dave 1952, 53, 54
Fayton, Robert 1980
Fearing, Adam 2012
Feaster, John 2002, 03
Fein, Rick 1973, 75
Felchner, Bill 1971
Felder, Darrius 1993, 94, 95, 96
Feldhaus, Bill 1934, 35, 36
Felsner, Glen 1983
Fenker, Clem 1911, 12, 13
Fenlon, Robert 1946, 47, 49
Fennekohl, Art 1927
Fennel, Adolph 1900, 01, 02
Fennell, Clem 1970, 71, 72
Fenzel, Al 1945
Ferguson, Bill 1939
Ferguson, Delbert 2006, 07, 08
Ferguson, Shawn 1995, 97, 98
Fick, John Edward 1918
Fields, Ivan 1999, 00, 01, 02
Filger, Joseph 1925, 26, 27
Finch, Neil 1907
Fink, David 1988, 89
Fishback, Victor 1914, 15
Fisher, Frank 1907
Fisher, N.V. 1927, 28
Fitzgerald, Chuck 1991, 92
Fitzgerald, Leroy 1931, 33
Fitzgerald, P.H. 1920, 21
Flach, Fred 1903, 04
Flaherty, Mike 1965
Fleming, Bob 1945
Fletcher, Alan 1991, 92, 93
Fletcher, Tom 1969, 70
Flohr, Ralph 1909, 10, 11, 12
Flores, Chris 2006, 07
Fogler, Jim 1981, 82, 83
Foley, Albert 1937
Foley, Louis 1893
Foley, William T. 1905, 06
Ford, Ed 1966
Ford, Marion 1971, 72, 73

Foreman, Butch 1967, 68, 69
Foreman, William 1896, 97
Forrest, Ted 1998, 99, 00, 01
Forrest, Tom 1970, 72, 73
Foster, Deno 1981, 82, 83, 84
Foster, Trevor 1992, 93, 94, 95
Fournier, Randy 1977, 78, 79, 80
Fowler, Bill 1973, 74, 75
Fowler, Ken 1993, 94, 95
Francoise, Bill 1977
Francisco, Shaun 1990
Franklin, Cliff 1942
Franklin, T.J. 2010
Frankos, Nick 1982, 83, 84, 85
Franz, Ron 1957, 58, 59
Fratz, Arthur 1918, 20, 21, 23
Frazier, Andre 2001, 02, 03, 04
Freeman, E.R. 1885
Freese, Ollie 1942, 46
Frey, Carl 1918, 19
Frey, Drew 2009, 10, 11, 12
Friedman, Sid 1938, 39, 40, 41
Fries, Daniel 1914, 19, 20
Frisina, Mike 1977, 78
Fritsch, Louis 1899, 00
Fritz, Don 1951, 52, 53
Fry, Chip 1977
Fugere, Rich 1963, 64, 65
Fuller, Bobby 1998, 99
Fulop, Jeff 1988, 89, 90, 91
Fulton, Ivan 1995, 96
Furste, Wesley 1903

**G**

Gaines, Wentford 1974, 75
Ganelli, Dave 1969, 70
Gant, London 1936
Gantert, Steve 1976, 78, 79, 80
Garden Lloyd 1998, 99, 00
Gardner, Josh 1999, 00, 01, 02
Garnes, Sam 1993, 94, 95, 96
Garnett, Robert 1991, 92, 93, 94
Garofolo, Joe 1974
Garvin, Dan 1937, 38, 39
Garvin, Milton 1937, 38, 39
Garvin, Pete 1946
Gates, Edward 1892
Gates, Mike 1979, 80, 81, 82
Geiser, Bob 1957
George, Chris 1995
George, Eric 1985
George, Ron 1966
Gerdson, Al 1939
Germany, Donald 2003, 04, 05
Giacometti, Dean 1940, 41
Giannandrea, John 1957, 58, 59
Gibboney, Larry 1936, 37
Gibbs, Kirk 1999, 00
Gibbs, Robert 1979, 80, 83
Gibson, Antonio 1981, 82
Gibson, Gene 1949, 50
Gibson, Jim 1942
Giddens, Antwan 2004, 05, 07
Giebel, Robert 1914
Gilliand, Sam 1936
Gilliland, William 1930, 31, 32
Giordano, Dan 2009, 10, 11, 12
Gilyard, Mardy 2005, 07, 08, 09
Glasgow, Charles 1920, 22, 23
Glasgow, Russell 1922, 23, 24
Glatthaar, Bradley 2004, 05, 06, 07
Glover, LaVar 1998, 99, 00, 01
Godlewski, Stan 1951, 52, 53
Goebel, John 2006, 08, 09, 10



## ALL-TIME LETTERWINNERS

Gohenn, Richard 1910, 11, 12
Goist, Dick 1951, 52, 53, 54
Golden, Jared 2012
Golding, William 1937
Goldmeyer, Clifford 1929, 30, 31
Goldner, Phil 1960, 61, 62
Goodman, Dominick 2005, 06, 07, 08
Goodman, Don 1982, 83
Goosby, Darryl 1981, 82
Goosman, Herbert 1913, 14, 15
Gordon, Alex 1983, 84, 85, 86
Gordon, Glenn 1979
Gordon, Jack 1951, 55, 56
Gordon, Walt 1956, 57, 58
Gorton, Mike 1968
Gossett, DeJuan 1997, 98, 99, 00
Gotovac, Nick 1984, 85
Grace, Ralph 1936
Grad, John 1960, 61
Grady, Tim 1969, 70
Graham, Jeff 1986, 87
Graham, Mike 1942, 46, 47
Gramann, Mike 1983, 84
Grammer, Donald 1950, 51, 52
Grant, Reggie 1992, 93, 94
Graves, Bill 1957, 58, 59
Graves, Jeremy 2012
Grawe, William 1930
Gray, Geoffrey 1903
Graydon, Joseph 1893
Green, Bo 1978, 79, 80, 81
Green, George 1898
Green, Gordon 1954, 55, 56
Green, Jim 1967
Green, Tion 2012
Green, Trey 1983, 84, 85, 86
Greenbaum, Walter 1900
Greene, Marcellus 1977
Greenlees, Campbell 1889
Gregg, Clifford 1915, 16, 17
Gregg, Daniel 1909
Gregg, Ellis 1914, 15, 16
Gretchen, Mike 1940, 41, 46
Greuenschaeger, Steve 1985
Griest, Howard 1941
Griffin, Brad 1983, 84
Griffin, Samuel 2007, 08, 09, 10
Grigas, Charles, 1963
Griggs, Mark 1978
Grimes, Mike 1977
Grimsley, Dan 1988, 89, 90, 91
Grooms, Terry 1993, 94, 95, 96
Grothaus, Keith 1975
Grubb, Ted 1997, 98
Gruzta, Dustin 2005, 06, 07, 08
Guidugli, Ben 2007, 08, 09, 10
Guidugli, Gino 2001, 02, 03, 04
Gulick, Richard 1936
Guyot, Noel 1951, 52, 53, 54
Guzda, Mike 1990, 91, 92, 93
Gwynne, Dave 1959

**H**

Haas , Elwood 1917
Habekotte, Georgia 1916
Haby, Linus 1934, 35, 36
Haehnle, Elmer 1909, 10
Hagans, Aaron 1977, 78, 79
Hagler, Tyjuan 2002, 03, 04
Hailey, Ben 1980, 81, 82, 83
Haley, Reuben 2011
Hall, Chas 2000
Hall, James 1932, 33, 34, 35
Hall, Jajuan 2003, 04, 05, 06

Hall, Lionel 1939, 40
Hall, Richard 2002, 03, 04
Hall, William O. 1911, 12
Hallerman, Lee 1924, 25, 26
Hallett, Arthur 1928, 29, 30
Hamilton, Joe 1998, 99
Hamm, Tremell 1993
Hammel, John 1887
Hampton, Guy 1979
Hancock, Steve 2010, 11
Handwerker, David 1978, 79
Hankes, Francis 1918
Hanna, Clarence 1945
Harden, Zeke 1971, 72
Harder, Tim 1988
Hardin, Ollie 1949
Harding, Darrell 1992, 93, 94, 95
Hargrove, Carl 1981, 82, 83
Harlan, Nate 1950, 51, 52
Harless, Ted 1961
Harned, Mark 1914
Harp, Lance 1991, 92, 93
Harp, Larry 1960, 61
Harper, Eric 1997, 98
Harrah, Brad 2012
Harris, David 2000, 01, 02
Harris, Rob 1982
Harris, Rodney 1990
Harrison, Joe 1999, 00, 01
Harrison, William 1929, 30
Harrison, Reggie 1971, 72, 73
Harry, Joseph 1885, 86
Hart, Dennis 2002, 03
Hartkopf, Leif 1979, 80
Hartman, Jim 1942
Hartong, Hank 1961
Hartzell, Morton 1894, 95
Harville, Cecil 1952
Harvin, Allen 1978, 79, 80, 81, 82
Harwell, Tedric 2001, 02, 03, 04
Haslinger, Lee 1949, 50, 51
Hatcher, Bryant 1989
Hauk, Joe 1948, 49
Hauser, Dan 1975
Hausfeld, Robert 1987, 88
Hawkins, Artrell 1994, 95, 96, 97
Haydon, John 1891
Hayley, Reuben 2010
Hayes, Ron 1974, 75, 76
Hays, Harry 1887, 88
Hays, Larry 1960, 61, 62
Hazel, Kevin 2002, 03
Hazelton, Vidal 2010
Hebbeler, Joe 1959
Heffron, Ron 1983, 84
Heidorn, Ray 1966, 67
Heil, Phillip 1931, 32, 33
Heineman, Scott 1977, 78, 79, 80
Heinold, Frederick 1916, 19, 20
Heinz, Bill 1969
Heitkamp, Greg 1987, 88
Heizmann, Les 1948
Helm, Tony 1979, 80, 81, 82
Henderson, Jim 1969, 71
Hendricks, Charles 1903
Heneveld, Craig 1969, 70, 71
Hergott, Greg 1998, 99
Herman, Roman 1924, 25, 26
Hermann, John 1930, 31
Hernandez, Oscar 1983
Hess, Barry 1961
Hessell, Edward 1932
Hessler, Harvey 1924
Heuck, Alphonso 1887

Heuck, Robert 1909, 10, 11, 12
Heuck, Walter 1910, 11
Hewitt, Chris 1993, 94, 95, 96
Hibbard, Merrill 1893, 94, 95, 96
Hice, Nate 1999, 00
Hice, Joe 1985, 86, 87, 88
Hicks, Louis 1913
Higgins, Phil 1961, 62, 63
Hill, Howard 1978
Hilliard, Mike 1970, 71
Hilton, Tomaz 2008, 09, 10, 11
Hines, Quintin 2009
Hinson, John 2003
Hoeh, Jim 1972, 73, 74
Hoffman, Alex 2008, 09, 10, 11
Hoffmeister, Charles 1905, 06, 09
Hogg, Cassius 1888
Hoke, Anthony 2004, 05, 06, 07
Hollaender, Dave 1945
Holland, Robert 1902, 03
Holly, Daven 2001, 02, 03, 04
Holmes, Fred 1937
Holstein, Jim 1950
Holterhoff, Ralph 1892, 93, 94
Holthaus, Denny 1969, 71, 72
Hood, 1909
Hooey, Sean 2010, 11, 12
Hoog, Don 1988, 89
Hoog, Doug 1988, 89, 90, 91
Hoose, Jim 1964, 65, 66
Hoover, Adam 2000, 01
Hopkins, William 1918, 19
Hoppel, Adam 2006, 07, 08
Horner, Bruce 2010, 11, 12
Horschel, Joe 1969, 70
Horton, Antoine 2003, 04, 05, 06
Householder, Mark 1978, 79, 80
Houser, Don 1990
Howard, 1905
Howard, Charley 2007, 08, 09
Howard, Steve 1984, 85
Howell, Bob 1961, 62, 63
Howles, James 1924, 25
Hrnyak, Nick 1968, 70
Huber, Daryl 1985, 86, 87, 88
Huber, Kevin 2007, 08
Hubley, Myron 1928
Hucke, Raymond 1928, 19, 20
Hudson, Reggie 1991, 92, 93, 94
Hughes, Donnell 1989
Hughes, John 2008, 09, 10, 11
Humphrey, Hayden 1988
Humphrey, Will 1991
Humphrey, Wilson 1989, 90
Hundemer, Will 1950, 53
Hunt, Ashley 1997, 98, 99, 00
Hunt, Jack 1945
Hunt, Jason 2001, 02
Hunter, Billy 1970, 71, 72
Hunter, Denton 1971
Hunter, Dwayne 1987
Hunter, Paul 1974
Hurley, Edward 1904
Hurst, Mike 1981, 82
Husic, Bob 1950, 51, 52
Hyndman, Fred 1909
Hynes, Robert 1923
Hynoski, Fred 1960, 61, 62

**I**

Iber, Frank 1920, 21
Ibold, 1904
Iglauer, Samuel 1991, 92, 93, 94
Inott, Ralph 1904, 05, 06, 07

Insalaco, Phil 1986, 87, 88
Isham, Phillip 1894
Isom, Jasen 1997, 98
Ivanovich, Mike 1977
Ivey, Gene 1924
Ivy, Scott 1981, 82, 83, 84

**J**

Jackson, Andre 1983, 84, 85, 86
Jackson, Anthony 1991
Jackson, Boyd 1983, 84, 85
Jackson, Brad 1994, 95, 96, 97
Jackson, Campbell 1917
Jackson, David 1995, 96, 97, 98
Jackson, Denny 1968, 69
Jackson, Dwight 2011
Jackson, Earnest 2004, 05, 06, 07
Jackson, Jeremy 2001, 02, 03, 04
Jackson, Jonathan 2002, 03
Jackson, Kevin 1994
Jackson, Ray 2000, 01
Jackson, Tony 1965, 66, 67
Jacobs, Don 1939
Jaeger, James 1951
James, Dick, 1969, 70, 71, 72
Jamison, George 1980, 81, 82, 83
Jansen, Don 1949, 50
Jarrett, Harry 1983
Jarvis, Dick 1950, 51
Jefferson, Bob 1987, 88
Jenike, Bill 1952
Jenkins, Brian 1990, 92, 93
Jenkins, Gary 1971, 72
Jenkins, Keith 1975, 76
Jenkins, Mark 1982, 83
Jenkins, Mel 1982
Jessen, Tom 1947, 48
Jeter, Frank 1975, 76, 77
John, Patrick 1991, 92, 93
Johnson, Albert 1969, 70, 71
Johnson, Carl 1989
Johnson, Clyde 1890, 91, 92, 93
Johnson, Doug 1997
Johnson, Ed 1986, 87
Johnson, Eddie 1997, 98, 99, 00
Johnson, Ellis 1978, 79
Johnson, Murray 1952, 53
Johnson, Nils 1989, 90
Johnson, Paul 1956
Johnson, Reuben 2009, 10
Johnson, Richard 1989, 90, 91
Johnson, Ron 1976, 77
Johnson, Scott 2008
Johnson, Walter 1985, 86, 87
Johnston, DeWayne 1999, 00, 01
Jolitz, Evan 1972
Jones, Ben 1963
Jones, Brad 2006, 07, 08, 09
Jones, Carl 2002, 03
Jones, Demetrius 2009
Jones, Dick 1938, 39, 40
Jones, Doug 2004, 05, 06, 07
Jones, Ed 1973, 74, 75
Jones, George 1978, 79
Jones, Jeff 1987, 88, 89, 90
Jones, Travis, 1989, 90
Jones, Tyjuan 2005
Jordan, Alvin 1992
Jordan, Ken 1965, 66, 67
Judge, Joe 1998, 99
Julian, Damon 2011, 12
Julian, James 2002
Jurek, Chris 2007, 08, 09
Justice, Howard 1916, 17, 18

## ALL-TIME LETTERWINNERS

**K**

Kaemmerle, Carl 1932, 33
Kane, Bob 1950, 51
Kane, Dick 1948, 49, 50
Kantor, Bob 1960
Kapetanis, Tony 1977, 78, 79
Karlis, Rich 1978, 79, 80
Katenkamp, Tom 1977
Kattus, Mike 1960, 61
Katz, Dale 1990, 91, 92
Katzeff, Rick 1972
Kaufman, Earle 1933, 34, 35
Kay, Brandon 2012
Keane, Mike 1948
Keck, Tinker 1997, 99
Keebler, Cory 2011, 12
Keinath, William 1937
Keith, Tye 1999, 00, 01, 02
Kelce, Jason 2007, 08, 09, 10
Kelce, Travis 2009, 11, 12
Kelchner, Orville 1938, 39, 40
Kelchner, William 1940
Keller, George 1924
Kellett, Dan 1978, 79
Kelly, Dellano 1984, 85, 86, 87
Kelly, James 1973, 74, 75
Kelly, Jim 1947, 48, 49, 50
Kelly, Mike 1968, 69
Kelly, Mike 1986, 87
Kemper, Roger 1887, 88
Kemper, Roger Hall 1897
Kennedy, Edward 1910, 11, 12, 13
Kenner, Deontey 1997, 98, 99, 00
Kennett, William 1902
Kibler, Carl 1916
Kimbrough, Craedel 1992, 93, 94, 95
King, Anthony 2011, 12
Kinney, Clark 1957
Kinney, Ransom 1918
Kinsey, Boyden 1891, 92, 93, 94
Kinsey, Lawrence 1929, 30
Kinsler, Latish 1990, 91, 92, 93
Kirkpatrick, Ville 1902
Kirstein, Paul 1936
Klein, Chester 1912, 13
Kleinhenz, Mike 1971, 72, 73
Klimczak, Stan 1947, 48, 49
Kloboves, Ed 1977, 78, 79
Klusman, Len 1945
Knapp, Fred 1933
Kneisner, Bill 1945
Knight, Earl 1952, 53
Knighten, Willis 1990
Knutson, Matt 1995
Kobalka, John 1994, 95, 96, 97
Koehler, Walt 1959
Koehler, William 1916, 17
Koester, Kyle 2003
Kohl, Chris 1988, 89
Koman, Larry 1965
Konkel, Ron 1956
Kopich, Bob 1962, 63, 64
Kopich, Frank 1963
Koppenhoeffer, Ted 1975
Kostelnik, Ron 1959, 60
Kouri, Larry 1955, 56
Kovac, Ed 1957, 58, 59
Koynock, Joseph 1990
Krampe, Hugo 1908, 09, 10, 11
Krapp, Frank 1897
Kraske, William 1940, 41
Kratt, Emil 1920
Kreimer, Alfred 1904, 05
Krimmer, Dan 1992

Kuck, Edward 1911, 12, 13
Kugler, Marlay 1902, 03
Kuhn, Hugh 1918
Kurnick, Howie 1975, 76, 77, 78

**L**

Ladd, Anthony 1993, 94, 95, 96
LaForgia, Justin 2002
Lambert, Pat 2009, 10, 11, 12
Lancaster, McKinley 1983, 84
Lang, Frank 1999, 00, 01
Langen, Dave 1903
Langenbeck, Dick 1946, 47
Langenheim, William 1891, 92
Langenheim, Ralph 1914, 15, 16
Lathan, Dave 1985, 86
Lattimore, Kenwood 2002
Laub, John 1930
Lauck, James 1936
Laurence, Daniel 1890, 91, 92, 93
Laurie, Joe 1970, 71, 72
Lavelle, Pat 1985, 86, 87, 88
Lawson, Sig 1954, 55, 56
Lawson, Stanley 1885
Lawson, Tom 1988
Lea, Este 1891
Leach, John 1960
Leahy, Pat 1984
Lease, John 1923, 24, 25
LeBoutillier, George 1894
Lee, Greg 1999, 00
Lee, Harold 1974, 75, 76
Lee, Jack 1957, 58, 59
Lefeld, Eric 2011, 12
Legaux, Munchie 2010, 11, 12
Leininger, Arthur 1932, 33
Leins, Dave 1956
LeKamp, Lester 1929, 30
Lemire, Jamie 1992, 93, 94, 95
Leo, Jim 1957, 58, 59
Leshnak, Bob 1984, 85, 86, 87
Lewis, Dave 1971, 72
Lewis, Dyjuan 2011
Lewis, Ernie 1967, 68
Lewis, John 1985, 86, 87
Lewis, Melvin 2000
Lewis, Mike 1993
Lewis, Robert 1930, 31
Lewis, Thaddeus 2002, 03
Lewis, Walter 1984
Liggins, Keathus 1983
Liggon, Dave 1976
Liggon, Tom 1973, 74, 75
Lilly, E.J. 2001
Lindsey, Chad 1990
Linkenbach, Jeff 2006, 07, 08, 09
Linneman, Joseph 1920, 21
Lisek, Jason 2000
Logan, Freddie 1981, 82
Lonchar, Thomas 1939, 40
Longo, Sam 2012
Looney, Steve 1986
Louis, Michael 1978, 79, 80, 81
Love, Leon 1958, 59, 60
Love, Ka'Son 2001, 03
Love, Mike 1999, 00
Love, Willis 1975, 76
Lovell, Kevin 2004, 05, 06
Lowenstein, Harry 1887
Lozano, Roney 2010, 12
Lozier, Colin 2009, 10, 11, 12
Luallen, Jordan 2011, 12
Lucas, Rob 1995, 96, 97, 98
Lucas, Steve 1973, 74, 75

Lucius, A.J. 2001, 02, 03, 04
Lucka, Rich 1965
Lunsford, Carlton 1930, 31
Lutmerding, Medard 1928, 29, 30
Lytle, James 1888

**M**

Maccioli, Ferd 1953, 54
Macejko, Tom 1965, 66, 67
Machi, Al 1969
Machle, C. 1922, 23
Macikas, Anthony 1939, 40, 41
Mack, John 1969, 70, 71
Macke, Joe 1962
Maddox, Arthur 1952
Maddox, Mike 1990, 93
Maddox, R.D. 1894
Maddux, Robert 1923, 24, 25
Madeya, Bill 1965
Malone, C.J. 1908, 09, 10
Malone, Jody 1985, 86
Malone, Roy 1939
Maloney, Tom 1940, 41
Mammarelli, Jason 1997, 98, 99, 00
Manalac, Ryan 2005, 06, 07, 08
Manfredini, Chris 2003
Mann, David 1975, 76, 77
Manning, Tom 1965
Manny, Erwin 1936
Manor, Joe 1962
Marich, Robert 1951, 52, 53
Maroney, Barry 1955, 56, 57
Marsh, Stanley 1900
Marshall, DeJuan 1995, 96
Marshall, Linwood 1981, 82, 83
Martin, Harold 1924, 25
Martin, Jared 2006, 07
Martinez, Randy 2008, 10, 11
Marvaso, Tom 1973, 74, 75
Marx, Robert 1906, 07, 08
Masdea, John 1952, 53
Mason, Al 1970, 71, 72
Massong, Bob 1977, 78, 79
Masterson, Mark 2000
Matthews, Dennis 1965, 66, 67
Matthews, Randolph 1894, 95, 96, 97
Matthews, Tom 1987, 88
Mathews, Ricardo 2006, 07, 08, 09
Matto, Andy 1950, 51, 52
Mauk, Ben 2007
Maxwell, Paul 1959, 60, 61
Mays, P.J. 1999
McAndrews, Anthony 1921, 22, 23
McBride, Randy 1969, 70, 71
McCabe, Bob 1964
McCafferty, Collin 2007, 08, 09, 10
McCall, Ed 1983, 84
McCann, Gene 1953, 54, 55
McCarthy, Mike 1967
McCarthy, Sean 1988
McCartney, Arch 1917
McClain, William 1950
McClellan, Sean , 12
McCleskey, DeMarco 1998, 00, 01, 02
McClung, Anthony 2010, 11, 12
McClure, 1904
McCoin, Danny 1984, 85, 86, 87
McComas, Ralph 1910, 11
McCray, Frank 1902, 03, 04
McCullough, Kevin 2005, 2006
McCutcheon, Bob 1959, 60
McDonald, Bill 1949
McFadden, James 1986
McFarland, Bob 1961, 62

McGee, Frank 1890, 91
McGee, Travis 2002, 03
McGill, Neil 1903
McGinley, Mike 1956
McGonegle, Jack 1965
McGraw, Rich 1983
McHenry, Ron 1967, 68
McKeever, Dan 1950
McKeever, Tom 1950, 51, 52
McKenzie, Donnell 2006
McKenzie, Roger 1950
McKinney, Al 1985, 86, 87, 88
McKnight, Butch 1969
McKnight, Don 1995, 96, 97, 98
McMillan, Don 1946, 47, 48, 49
McNamee, Ralph 1939, 40
McNeal, Yancey 1982
Meador, Mitch 2010, 11, 12
Meador, Robert 1945, 48, 49
Meguiar, Robert 1936
Meier, Bob 1940, 41, 42
Meinerding, John 1980
Melina, Tom 1976
Melish, John Howard 1894
Menke, Bob 1971, 72, 73
Menke, Bob 1948, 49
Mercer, Dale 1980
Mercer, Matt 2001, 02, 03, 04
Mercer, Rich 1974, 76
Mercurio, Mark 1969, 70
Merkich, Bob 1967, 68, 69
Merriam, Dave 1963
Merritt, Marv 1954, 55
Messner, Max 1957, 58, 59
Metz, Walter 1930, 31
Meyer, Al 1927
Meyer, Urban 1984
Meyers, Phillip 1919, 20, 21
Mickens, Mike 2005, 06, 07, 08
Middendorf, Frank 1949, 50, 51
Middendorf, Matt 1985, 86, 87
Miliano, Tony 2011, 12
Miller, Bob 1965, 66, 67
Miller, David 1977
Miller, Ed 1966, 67, 68
Miller, Gene 1966, 67, 68
Miller, Henry 1973, 74, 75, 76
Miller, Joe 1953, 54, 55
Miller, Mike 1968, 69, 70
Milligan, Danny 2010, 11, 12
Milligan, Norm 1986
Mills, Brandon 2009, 10, 11, 12
Mills, Robert 1929, 30
Milner, Bob 1965, 66, 67
Milner, Hobson 1981
Minor, 1905
Misali, John 1971, 72, 73
Misik, Jerry 1965, 66, 67
Mitchell, Kevin 1991
Mitchell, Montrell 1999
Mitchell, Otis 1974, 75, 76
Mittweide, Harry 1939
Mizener, James 1993
Moche, Joe 1962
Moeschl, Scott 1980
Molden, Eric 1979
Momper, Jerry 1962, 63, 64
Monaghan, Doug 2001, 02, 03, 04
Monds, Mario 1999, 00
Monfort, Joseph 1988, 89
Monroe, Rodrick 1997
Montgomery, Dan 1966
Montgomery, James 1914, 15
Montgomery, Walter 1990

## ALL-TIME LETTERWINNERS

Montiel, Dave 1990, 91, 92
Moody, Willis 1989, 90
Mooney, Norm 1950
Moore, Charles 1901
Moore, Chris 2012
Moore, Greg 2004, 05, 06, 07
Moore, Justin 2008
Moore, Keith 1972
Moore, William 1978, 79, 81
Mooth, John 1951, 52
Morgan, Leo 2006, 07
Morgan, Mike 1973
Morgan, Richard 1962, 63, 64
Morrill, Albert 1897, 98
Morris, Jerry 1960
Morris, Joseph 1914, 15, 16
Morris, Tim 1978
Morris, Wellslake 1916, 17
Morrison, Joe 1956, 57, 58
Morrison, Max 2012
Morrison, Robert 1908, 09, 10
Mortemore, Gary 1954, 55, 56
Morton, Mike 1983, 84
Morton, Pat 1963
Moser, Hank 1950
Mosketti, Bob 1954, 55
Mouhon, Silverberry 2012
Muche, Ray 1967
Mueller, Alfred 1907
Mueller, Bob 1942
Mukes, Roosevelt 1985, 86, 87, 88
Mumford, Eric 1972
Munlin, Vincent 1986, 87, 88, 89
Murcay, Mike 1945
Murphy, Jamey 2002, 03, 04
Murphy, Jim 1942
Murphy, Johnny 1981, 82, 83, 84
Murphy, Mike 1953, 54, 55
Murphy, Shawn 2000, 01
Murray, George 2001, 02, 03, 04
Murray, Malcolm 2012
Mussey, Robert 1904, 05
Myers, Jim 1979, 80, 81, 82
Myers, Ralph 1973, 74, 75, 76
Myers, Steve 1979
Myers, Tom 1963

**N**

Nakamura, Haruki 2004, 05, 06, 07
Nash, Darryl 1986
Nau, Clyde 1933, 34, 35, 36
Nau, Robert 1930
Nelms, Lamonte 2006, 07, 08
Nelsen, Jim 1957, 58, 59
Nelson, Al 1962, 63, 64
Nelson H.D. 1920
Nelson, Jerry 1962, 63, 64
Nelson, Jim 1968, 69
Nelson, Ron 1965, 66, 67
Neville, Al 1963, 64, 65
Newman, Rush 1918
Newmann, Ed 1965, 66, 67
Newton, Jon 2005, 06, 07
Nichols, Mike 1976, 77
Nickel, Elbie 1940, 41, 42, 46
Nickel, Joe 1968
Niederhelman, Jerry 1972, 73
Niehoff, Rob 1983, 84, 85, 86
Nieman, Howard 1896, 97, 98, 99
Nieman, Samuel C. 1896, 97, 98
Niemann, Jim 1954, 55, 56
Nimma, Lo 1925, 26
Nippert, James 1922, 23
Nirenberg, Dave 1967

Noble, Terry 1983, 85, 86, 87
Noll, Robert 1899
Nolting, Ray 1933, 34, 35, 36
Nolting, Roger 1945
Norton, Zach 2000, 01, 02, 03
Notacker, Brad 1982, 83, 84
Novak, Ed 1974, 75, 76

**O**

Oakes, Pat 1993, 94, 95
Oblak, Fred 1959, 60, 61
O'Brien, Dan 1987
O'Brien, Jim 1967, 68, 69
O'Connell, Jim 1974, 75, 76, 77
O'Conner, Tim 1981, 82
O'Donnell, Pat 2010, 11, 12
O'Donnell, Robert 1894, 95
Oeh, William 1936, 37
Oetjen, Gary 1975, 76
Oetjen, Greg 1971, 72
Oganowski, Kas 1971, 72
Ogle, Bill 1988
Olding, Joe 1979, 80, 81, 82
Olinger, Jon 1999, 00, 01, 02
Oliver, Jeff 1989
Olaszewski, Walt 1956
Olverson, Jesse 1994, 95
O'Malley, Tom 1948, 49
Omogrosso, Tony 1980, 81
Openheimer, Otto 1938, 39, 40
Oradat, Greg 1974, 75
Orak, Andy 1980
Orr, Gordon 1937
Orr, Trenier 2012
Orton, Philo 1890, 91
Ousley, Jim 1969
Outlaw, Napoleon 1974, 75, 76, 77
Overgaauw, Gary 1987, 88
Owens, Brig 1963, 64
Owens, Ervin 1984, 85, 86, 87
Owens, Russ 2002
Owens, Thurman 1947, 48, 49

**P**

Pacl, Tom 1958, 59, 60
Pagan, Louie 1983
Palmer, G.M. 1920, 21, 22
Palmer, Roy 1914, 15, 16
Pangello, Erv 1939
Pape, John 1918
Pardini, Dick 1952, 53, 54
Paris, Jim 1960, 61
Parker, John 1964, 65, 66
Parker, R.K. 1930, 31, 32
Partridge, Phillip 1903
Patania, Dave 1989, 91, 92
Pate, Lloyd 1966, 67, 68
Pater, Frank 1933
Patterson, Eric 1992, 93, 94, 95
Patterson, Lamont 1979, 80, 81, 82
Payne, Leviticus 2012
Payne, Samuel 1990, 91, 92
Pead, Isaiah 2008, 09, 10, 11
Pearce, Marlon 1990, 91, 92
Pease, John 1923, 24, 25
Peckich, Phil 1978, 79, 81, 82
Peek, Antwan 1998, 00, 01, 02
Peele, James 1929, 30
Pendergrass, Cliff 1981, 82, 83, 84
Penno, Ray 1948, 49
Perdrix, Roger 1962, 63, 64
Perkins, Lee 1986, 87
Perelli, Joe 1984
Perrin, Reuben 1923

Perry, Arnaz 1984, 85, 86
Perry, Stanely 1910, 11, 12, 13
Peters, Charles Moore 1900
Petrus, Brent 1995, 96, 97
Pfau, George 1928
Phillips, Don 1979, 80
Phillips, Hurdie 1959, 60, 61
Piche, Gene 1945
Pickens, Steve 1986, 87, 88
Piening, Ben 1998, 99, 01, 02
Pierson, Daniel 1900
Pike, Tony 2007, 08, 09
Pirone, Frank 1969
Pisanelli, Ralph 1951, 52, 53
Pitman, Lloyd 1945, 48
Pitts, Elkton 1948
Plueddeman, R.O. 1908, 09, 10
Plummer, Chad 1995, 96, 97, 98
Podesta, Oliver 1890
Points, Dan 1961, 62, 63
Poirier, Phil 1986, 87, 88, 89
Poland, Bill 2003, 04, 05, 06
Poole, Ron 1960
Popov, John 1938, 39, 40
Porter, Harold 1914, 15
Posey, Brian 1994, 95
Posely, Josh 2012
Post, Robert 1927, 33
Poteat, Jameel 2011, 12
Pous, Jim 1960, 61, 62
Powell, Dick 1939
Powell, Joe 1979
Powell, Vince 1991
Powers, Scott 1988, 89
Pramik, John 1942, 46, 47, 48, 49
Prather, Frederick 1918, 20, 22, 23
Prats, Bob 1978
Presley, Don 1954, 55, 56
Pressler, Fred 1936
Preston, Bill 1984, 85
Preston, Todd 1994
Price, Charles 1976, 77
Priog, Dave 1962
Prisby, Erroll 1962, 63, 64
Prosak, Vic 1973, 74, 75
Proto, Tony 1967, 68
Pugh, Bill 1983
Pullen, C.N. 1919

**Q**

Quail, Keith 1955
-------------------

**R**

Rader, Brandon 1995, 96
Radosovich, Ted 1963, 64
Rains, Dan 1974, 75, 76, 77
Rains, Jared 2010
Raizik, William 1937
Ramey, Charles 1936
Ramsey, Jacob 2006, 07, 08, 09
Ramsey, William 1885
Rankin, Marc 1988, 90, 91
Ransom, Darryll 1999, 00, 01, 02
Ransom, Derrick 1994, 95, 96, 97
Raschig, Frank 1899, 1900
Rasso, Steve 1958, 59
Ratliff, Jesse 1973
Rayl, William 1896, 97, 98
Razick, William 1935, 36, 47
Reaves, Joe 1957
Reece, Paul 1909, 10, 11
Reed, Detreik 2001
Reeder, Russell 1893, 94, 95
Reid, Gary 1990, 91, 92

Reid, I. Henry 1901
Reif, M. 1901
Reik, Todd 1984
Reinhold, Don 1957, 58, 59
Reinstatler, Jeff 2005, 06
Reinstatler, Tom 1959, 60, 61
Reiter, Dick 1984, 85, 86
Rekstis, Jack 1964, 65, 66
Rekstis, Pete 1962, 63, 64
Rendings, Charles 1897, 98, 99
Revels, Andre 2007, 08, 09
Reynolds, Jim 1971
Reynolds, Steve 2001
Rhein, Stanley 1920
Rhodes, Benson 1967, 68, 69
Rhodes, Richard 1985, 86, 87
Rice, Don 1959, 60
Rice, Doug 1962
Rice, Larry 1973, 74
Richard, Dave 1956, 57, 58
Richards, Alkie 1942, 46, 47, 48
Richards, Brayton 1892, 93, 94
Richards, Eric 1993, 95, 96, 97
Richards, Harvey 1967, 68, 69
Richardson, Bayle 1915, 16
Richardson, Demetrius 2010, 12
Richardson, Wesley 2008, 09, 10
Richt, Fred 1897
Ricketts, Joseph 1988, 89
Ries, Steve 1978, 79, 80, 81
Riggins, Mel 1970, 71
Rini, Gerry 1979
Ritchey, Wes 1952, 53, 54
Ritchie, Dave 1958, 59, 60
Roberson, Aaron 2011, 12
Roberson, Cedric 1994
Roberts, Adam 2002, 03, 04, 05
Roberts, Jonathan 1991, 92
Roberts, Michael 1996
Roberts, Richard 1977
Robertson, Greg 1980
Robertson, Tower 1938
Robins, Joseph 1918
Robinson, Adrien 2008, 09, 10, 11
Robinson, Barry 1990, 91, 92
Robinson, Donnie 1984, 87, 88
Robinson, Heard 1975, 76, 77
Robinson, James 1891, 92
Robinson, Rob 1993, 94, 95, 96
Rock, Mike 1975, 76, 77, 78
Rodriguez, Ken 2007
Roeder, Dave 1965
Roessler, Clarence 1957, 58
Rogart, C. Herman 1917
Rogers, Doug 1961, 62
Rogers, Glenn 1984, 85
Rogers, Jacob 2007, 08, 09, 10
Rogers, Mike 1977, 78, 79
Rohrer, J.W. 1896
Rolfes, Paul 1982, 83
Romano, Tim 1981, 82
Rose, Tom 1972, 73, 74
Rosenswie, Mike 1993, 94
Rosfeld, Doug 1997, 98, 99, 00
Ross, Derick 2002, 03, 04, 05
Ross, Dominic 2003, 04, 05, 06
Ross, Don 1959, 60, 61
Rossi, Bob 1980, 81
Rossi, Gene 1950, 51, 52
Rossley, Tom 1967, 68
Roth, Jordan 2004
Rothfuss, Dick 1948, 49
Roudebush, William 1903, 04
Rounds, Chuck 1939

## ALL-TIME LETTERWINNERS

Rowe, David 1990, 91
Rowe, Terry 1968
Royal, Daryl 1994, 95, 96, 97
Rowe, Theodore 1905
Ruck, Franklin 1931, 32, 33,
Ruehlmann, Gene 1945, 46
Ruff, Gerry 1999, 00
Ruffin, Jonathan 1999, 00, 01, 02
Rushing, Caesar 1983
Russ, Tony 1967
Russell, Jason 2001, 02, 03, 04
Rutan, Doug 1983
Ruth, George 1956
Ryan, Mark 1983

**S**

Sabato, Al 1946, 47, 48
Sabato, Hugo 1947, 48
Sabia, Don 1985
Sammon, Senmore 1907
Sample, Glenn 1950, 51, 52
Sampson, Martin 1885, 86
Sampson, Thomas 1995
Samu, Joe 1969, 70
Sanders, Carl 1973, 74, 75
Sanders, Clarence 1972, 73, 74, 75
Sanders, Steve 1985, 86, 87, 88
Sarvis, Robert 1918, 19
Sauer, Bud 1940
Savage, Deron 1996, 97, 98
Sawyer, Jon 1984, 85
Scales, George 1905
Scallan, Paul 1915, 16
Scarbrough, Shannon 1993, 94, 95, 96
Schaffer, JK 2008, 09, 10, 11
Schaeffer, George 1893
Schaeffer, Langdon 1909
Schaps, Frank 1936
Schayer, Isadore 1900
Schebor, Charles 1949, 50
Scheithe, Don 1996, 97, 98
Schell, Mick 1987, 88, 89, 90
Schellinger, Amos 1974, 75
Schierloh, Fred 1920, 21
Schipani, Jeff 1987, 88
Schira, Tim 1978, 79, 80, 81
Schlicher, Jeremy 2003, 04
Schloemer, Kevin 2012
Schmidt, Gus 1960, 61
Schmidt, Jack 1952
Schmidt, Jim 1979, 80
Schmitt, Mike 1969, 70, 71
Schneider, Anton 1913, 14, 15
Schneider, Hal 1945
Schneider, Hank 1942, 46
Schneider, Mike 1979
Schnurrenberger, Don 1950, 53, 54
Schoettmer, Don 1951, 52
Schott, John 1926, 27, 28
Schroetter, Alfred 1907
Schroetter, Edwin Odys 1904
Schuler, Ken 1969
Schultz, Steve 1976, 77, 78, 79
Schuster, George 1949
Schutte, Paul 1972
Schutte, R.E. 1928
Schwab, Richard 1932
Schwarburg, Al 1939
Schwarburg, William 1933, 34, 35, 36
Schwarz, Jim 1971
Schweitzer, Steve 1965, 66
Schwemlein, Wilbur 1936
Schwing, Brad 1993
Scott, James 1993, 94, 95, 96

Selfridge, Tom 1966, 67, 68
Sellers, Don 1993
Sellers, Dan 1983, 84, 85, 86
Seltz, Sam 1918, 19, 20
Seomin, Dick 1955, 56, 57
Sexton, Tony 1968, 69, 70
Shadd, Roland 1959, 60
Shafer, Walter 1904, 05, 06
Shalosky, Bill 1950, 51, 52
Shank, Charles 1940, 41
Shank, Jon 1963
Shannon, Ronnie 1988, 89, 90, 91
Shaut, Frank 1961, 62, 63
Shaw, Joe 1963
Shearrow, John 1950
Sheehan, Bob 1962, 63, 64
Sheffield, Art 1987, 88
Shelby, Harry 1937, 38
Shepherd, Bryan 1989
Shepherd, Dan 1974, 75
Sherrod, Andre 1989, 90, 91
Shibinski, Norb 1950, 51
Shneyderov, Josh 2000, 01, 02, 03
Shoemaker, Curt 2007
Shoemaker, Mike 1972
Short, Keith 1990
Shorter, Adam 2001, 02, 03, 04
Shorts, Floyd 1948
Shuff, Charles 1961
Shuler, Elijah 2012
Shundich, Nick 1949, 50, 51
Shyrock, Charles 1917, 18
Sidinger, Clarence 1928, 29, 30
Sidinger, Edward 1930, 31
Siebert, Fred 1938
Simko, Rudy 1959, 60, 61
Simon, J.P. 2005
Simmons, Lonnie 2004
Simmons, Rufus 1960, 61, 62
Simmons, Simeon 1978
Simons, Rick 1992, 93, 94
Simpson, Don 1994, 95, 96
Sims, Kelly 1988, 89, 90, 91
Single, Erv 1952, 53, 54
Single, Russell 1928
Sipple, Walter 1929, 30
Six, Dave 1960, 61
Skinner, Calvin 1903
Skorich, Nicholas 1940, 41, 42
Slater, Baker 1945
Slaughter, Thomas 1931, 32
Slusarz, Al 1976, 78, 79
Small, David 1991, 92, 93
Smedley, Clement 1900
Smedley, John 1963, 64, 65
Smikle, Tony 1997, 98, 99, 00
Smith, Aaron 1998
Smith, Chester 1931, 32, 33
Smith, Corey 2005, 06, 07, 08
Smith, Craig 1970, 71, 72
Smith, Craig 1978
Smith, DeAngelo 2006, 07, 08
Smith, Dennis 1963, 64, 65
Smith, E. Starbuck 1894, 95
Smith, Freddie 1994
Smith, Freddy 1997, 98, 99, 00
Smith, George 1932, 33, 34, 35
Smith, Hollis, 1987
Smith, Julius H. 1973
Smith, Landon 1996, 97
Smith, Louis C. 1893
Smith, M.E. 1927, 28
Smith, Mike 1975, 76
Smith, Movie 1963, 64

Smith, Orin Gould 1887, 88
Smith, Orlando 1995, 97, 98
Smith, Scott 1991, 92
Smith, Stanley 1896, 97
Smith, Steve 1995, 96
Smith, Tom 1957, 58
Smith, W.E. 1932
Smollen, John 1941, 46
Smoot, R.C. 1982
Smyth, Bill 1942, 46
Smythe, 1905
Snyder, Jack 1952, 53, 54
Sobolewski, Tom 1963, 64, 65
Sparks, Evan 2005, 06, 07
Spencer, Charles 2000
Sprague, Dan 2012
St. Clair, Pete 1948, 49, 50
Stack, Robert 1918, 19
Stacklin, Duane 1980, 81, 82
Stafford, John 1932
Stanford, Mark 1981, 82
Stanforth, Bill 1965
Stanley, Lincoln 1909
Stansbery, Derek 2005
Stargel, Jason 1982, 83, 84, 85
Stargel, Will 1941, 42, 46
Starick, Sigfreid 1929, 30
Stark, Henry 1931, 32
Starks, Roger 1962
Starks, Royce 1963, 64
Starman, Frank 1967
Staub, Ralph 1949, 50, 51
Stautberg, Gerry 1948, 49
Staymen, Seymour 1948, 49
Steel, Brian 2006
Steffen, Heiner 1973, 74, 75
Steinberg, Harold 1939
Steinhauser, Bob 1963, 64
Stephens, Marc 1993
Stephens, Paul 1998
Stephens, Roger 1946, 47, 48
Stephenson, Tom 1950
Stepp, Jordan 2010, 11, 12
Sternberg, Harold 1940, 41, 42
Stetson, John 1971, 72
Stewart, Andrew 1986, 87, 88
Stewart, Derrick 2006
Stewart, James 1902, 03
Stewart, John H. 1909, 10, 11, 12
Stewart, Sean 1992, 93, 94, 95
Stewart, Walter 2009, 10, 11, 12
Stickdorn, Clint 2001, 02, 03, 04
Stix, William 1893
Stofa, Jeff 1990, 91
Stojkovic, Mike 1985, 86, 87
Stone, Eric 1984
Stone, John 1898
Storm, Lowell 1947, 48, 49, 50
Stovall, Charles 1970, 71, 72
Stowers, Jack 1959
Stratton, Bob 1949, 50, 51
Straub, Frank 2004, 05, 06
Stroh, Hank 1960
Stroh, Kyle 1987, 88, 89, 90
Strong, Terry 1987, 88, 89, 90
Studenka, John 1967, 68
Stueve, Amos 1905, 06
Stueve, Thomas 1931
Sturkie, Jermaine 1994, 95, 96, 97
Sullivan, Ellis 1984
Swanda, Jim 1964
Sweeney, Jake 1941, 42
Sweeney, Walter 1949
Sweet, Albert 1992, 93

Swing, Phillip 1891
Switzer, Lamar 1958, 60
Swords, Terry 1981
Sykes, Carlton 1997, 98, 99
Sylvester, Vincent 1978, 79
Szabados, Tom 1985, 86, 87, 88

**T**

Tabor, Doug 1973, 75, 76
Tackett, Scott 1985, 86, 87, 88
Talcott, Harold 1916, 17, 18
Takavitz, Kyle 2001, 02, 03, 04
Tamaska, Randy 1974
Tartaglione, Vince 1970
Tate, Robert 1994, 95, 96
Tatum, Bill 1989
Taylor, Bob 1963, 64
Taylor, Elbert 1918, 20
Taylor, Jesse 1968, 69, 70
Taylor, Jim 1980
Taylor, Keith 1983
Taylor, Monte 2010, 11
Taylor, Reggie 1983, 84, 85, 86
Taylor, Rick 1970, 71, 72
Teismann, Kevin 1965, 66
Temple, Nick 2011, 12
Temple, R.K. 1887
Tentman, Solomon 2011, 12
Theisen, Paul 1950, 51, 52
Thier, John 1928
Thomas, Anthony 1999, 00, 01
Thomas, Bill 1981, 82, 83
Thomas, George Grove 1895
Thomas, Hannibal 2003, 04
Thomas, Isaac 1999, 00
Thomas, John M. 1895
Thomas, Jon 1983, 84
Thomas, Shane 1995
Thomasson, Pat 1989
Thompkins, Kenbrell 2011, 12
Thompson, Dave 1957
Thompson, George 1950, 51, 52
Thompson, Kirk 1999, 00, 01
Thornberry, Red 1925, 26, 27
Thornton, John 1988, 89, 90
Thrun, Roger 1967
Thrush, Jim 1959
Tidball, Dean 1984, 85
Tilden, Chauncey 1911, 12, 13
Timmons, Alfred 1940
Timmons, Michael 1980
Tipton, Morris 1955, 56, 57
Tkatch, Ed 1959, 60, 61
Tkatch, Tom 1960, 61, 62
Tobik, Jack 1967, 68
Todd, Bob 1945
Tolbert, Cedric 2005, 06, 07, 08
Torrence, John 1918
Townsend, Joe 1945
Tracy, Jack 1949, 50, 51
Traul, Lee Earl 1900
Traul, Louis 1903
Traut, Ron 1986, 87, 88, 89
Trent, Jermaine 1995, 96
Trigg, Rob 2007, 08, 10, 11
Truitt, Ron 1975
Tucker, Gus 1976
Tucker, Neal 1976
Tuebner, Robert 1936, 37, 38
Tupuola, Matt 2001, 02
Turner, Akanni 2001
Turner, Clem 1965, 66
Turner, Delmar 1995, 96
Turner, Irv 1952, 53, 54



## ALL-TIME LETTERWINNERS

Turner, Mike 1964, 65, 66

Tushar, John 1980, 82, 83

**U**

Uhl, Brian 1995, 96, 97, 98

Ullum, Vern 1940, 41, 42

Ulysee, Jerry 1995, 96

Underwood, Brandon 2008

Uphoff, Don 1945, 46, 48

**V**

Vabic, Frank 1961

Vafides, Henry 1968

Valentiner, Clark 1924, 25

Vample, Charlie 2005

Vanatsky, Jim 1988

Van Buren, Jack 1959, 60

Van Buren, Ken 1962

VanMatre, Harold 1898, 99, 00

Vanatsky, Jim 1988

Vann, Booker 2002, 03

Vann, LaDaris 1999, 00, 01, 02

Vater, Tom 1966

Vaupel, Matt 1991, 92, 93, 94

Velotta, Bill 1974

Venable, William 1890

Vete, Dan 1977, 78, 79

Vibberts, Eric 1993, 94, 95

Vickers, Jim 1969

Vilkowski, John 1946, 47, 48

Viltro, John 1973, 74, 75

Viramontes, Esaul 1995, 96

Virgin, Ray 1939, 40, 41

Vitovitz, David 1996, 98

Vodika, Dave 1972

Vogelgesang, Bruce 1961, 62, 63

Volland, Chad 1989

Vordem Esche, Chad 1998, 99, 00

Voshell, Ken 1970

**W**

Wagner, Tom 1959

Wainscott, Robert 1940, 41

Waldman, Frederick 1927, 28, 29

Walker, Jeff 1983, 85

Walker, Paul 1966

Walker, Tim 1999, 00, 01

Walz, Roger 1963

Ward, Fred 1996, 97

Ward, Kevin 1994, 95, 97, 98

Ware, Jerrold 1985, 86

Warhop, George 1981, 82

Warner, Dave 1984

Warner, Doug 1964, 65

Warren, Rod 1969

Warren, Vernon 1980

Watkins, William 1918

Waugh, Marcus 2006, 07, 08, 09

Way, Fred 1977

Weaver, Fred 1891

Weber, Jerry 1963

Webster, Aaron 2006, 07, 08, 09

Webster, Matt 2003, 05

Weiner, Tom 1966

Weingart, Ken 1969, 70, 71

Weinheimer, Andy 1998, 99, 00

Weiss, Andrew 1930

Welch, Austin 1977

Welch, Bob 1963, 64, 65

Welch, Merle 1937

Weld, Herbert 1887

Weng, Chris 1993

Wenzel, A.W. 1915, 16, 17, 19

Wess, David 2005, 07

West, Jeff 1973, 74

West, Lou 1974, 75, 76

Westfall, Bill 1970

Whelan, John 1969

Whelan, Terry 1959

Whipple, Don 1955, 56

White, David 1985

White, Jody 1992, 93, 94

White, Mike 1971, 72, 73

Whitehead, Jason 2007

Whitlow, Brian 1992

Wieck, Rod 1974, 75, 77

Wieman, Harry 1902, 03

Wilber, Greg 1968, 69

Wiles, Mike 1975, 76, 77, 78

Wilging, Mike 1982, 83

Wilkins, Dwight 1974, 75

Williams, Alphonso 1982, 83

Williams, Anthony 2005, 06, 07

Williams, Bill 1956

Williams, Billy 1942, 45, 46

Williams, Chris 2009, 10, 11, 12

Williams, Corey 1987, 88, 91

Williams, Curtiss 1975, 76, 77

Williams, Darrin 2009, 10

Williams, John 2012

Williams, Kameron, 1989, 90

Williams, Merle 1931, 32, 33

Williams, Ralph 1979, 80

Williams, Robert 1984, 86, 87

Williams, S. Curtis 1900, 01, 02, 03

Williams, Tommy 1984

Williams, Walter 1907, 08, 09

Willis, Chris 1993

Willis, Kirk 2012

Willson, Earl 1968, 69, 70

Wilson, Claude 1939

Wilson, Daniel 1890

Wilson, Greg 1976

Wilson, J.J. 2001

Wilson, Jermaine 2001, 02, 03, 04

Wilson, Russell 1905, 06

Windt, Mike 2007, 08, 09

Winn, George 2008, 10, 11, 12

Wise, Jonah 1902

Witucki, Jay 1952

Witty, Adrian 2011, 12

Wize, Nathan 1998, 99, 00, 01

Woitovich, Steve 1957

Wolf, Ed 1959, 60

Wolf, Ken 1952

Wolford, Al 1966

Wolfson, Erwin 1923

Wolfe, Derek 2008, 09, 10, 11

Wolke, Joe 2002

Woodard, Orion 2008, 09, 10, 11

Woodrough, Louis 1902

Woodruff, Dennis 1963, 64, 65

Woodruff, Tim 1966

Woods, D.J. 2008, 09, 10, 11

Woods, Karl 1977, 78, 79, 80

Woods, Mike 1975, 76, 77

Woodside, Ray 1990, 91, 92, 93

Worcester, Harold 1902

Workman, Homer 1945

Wortman, Dan 1999, 00, 01

Wortman, Vince 1987, 88

Wrampelmeier, Fred 1985, 86

Wright, Bob 1974, 76, 78

Wright, Dave 1964

Wright, Hank 1979, 80

Wright, Mike 2003, 04

Wright, Nat 1985, 86

Wright, William J. 1897, 98

Wulfeck, Adam 1998, 99, 00, 01

Wunder, Steve 1972, 73

Wyatt, John 1932, 33

Wynn, Tim 1975

Wynne, Ken 1999, 00, 01

**Y**

Yakovac, Joel 2002, 03, 05

Yeager, Fred 1933, 34, 35, 36

Yeagle, Steve 1948, 49

Yelton, Paul 1950, 51, 52

Yingling, Brandon 2008

Yli Renko, Kari 1978, 79, 80, 81

Yost, Jim 1978

Young, Curtis 2008, 09

**Z**

Zajicek, Don 1952, 53

Zange, Max 1908, 09, 10, 11

Zelei, Russ 1989, 90

Zelinski, Bernie 1940, 41

Ziegler, John 1976

Zimmerman, Richard 1932

Zimn, Joe 1960

Zwitt, Jonny 2002, 03, 05

# 2013 UNIVERSITY OF CINCINNATI FOOTBALL

## NFL DRAFT SELECTIONS

DRAFT	ROUND	NO.	PLAYER	TEAM	POS	DRAFT	ROUND	NO.	PLAYER	TEAM	POS
2013	3	61	Travis Kelce	Kansas City Chiefs	TE	1969	1	5	Greg Cook	Cincinnati Bengals	QB
2012	2	36	Derek Wolfe	Denver Broncos	DL	1969	12	287	Lloyd Pate	Buffalo Bills	RB
2012	2	50	Isaiah Pead	St. Louis Rams	RB	1967	5	132	Jay Bachman	Green Bay Packers	OL
2012	3	87	John Hughes	Cleveland Browns	DL	1965	3	35	Al Nelson	Philadelphia Eagles	RB
2012	4	126	Adrien Robinson	New York Giants	TE	1965	7	89	Brig Owens	Dallas Cowboys	DB
2011	6	191	Jason Kelce	Philadelphia Eagles	OL	1965	12	168	Ted Rodosovich	Baltimore Colts	OL
2010	4	99	Mardy Gilyard	St. Louis Rams	WR	1964	6	82	Jim Curry	Dallas Cowboys	E
2010	6	204	Tony Pike	Carolina Panthers	QB	1962	7	97	Ken Byers	New York Giants	T
2010	7	238	Ricardo Mathews	Indianapolis Colts	DL	1961	2	26	Ron Kostelnik	Green Bay Packers	G
2009	2	46	Connor Barwin	Houston Texans	DL	1960	3	36	Jim Leo	New York Giants	DE
2009	5	142	Kevin Huber	Cincinnati Bengals	P	1960	6	61	Jack Lee	St. Louis Cardinals	QB
2009	5	143	DeAngelo Smtih	Dallas Cowboys	DB	1960	6	68	Ed Kovac	Chicago Bears	HB
2009	6	286	Brandon Underwood	Green Bay Packers	DB	1960	9	99	Max Messner	Detroit Lions	T
2009	7	227	Mike Mickens	Dallas Cowboys	DB	1960	16	183	Steve Rasso	Detroit Lions	B
2009	7	254	Trevor Canfield	Arizona Cardinals	OL	1959	3	34	Joe Morrison	New York Giants	HB
2008	6	206	Haruki Nakamura	Baltimore Ravens	DB	1959	9	99	Gene Johnson	Philadelphia Eagles	DB
2008	7	244	Angelo Craig	Cincinnati Bengals	DL	1958	13	157	Barry Maroney	Detroit Lions	B
2007	4	110	John Bowie	Oakland Raiders	DB	1957	22	265	Jim Niemann	New York Giants	B
2007	5	162	Brent Celek	Philadelphia Eagles	TE	1956	22	257	Joe Miller	Philadelphia Eagles	B
2005	5	146	Trent Cole	Philadelphia Eagles	DL	1955	10	114	Terry Boyle	Pittsburgh Steelers	T
2005	5	173	Tyjuan Hagler	Indianapolis Colts	LB	1955	12	144	Dick Goist	Detroit Lions	B
2005	7	215	Daven Holly	San Francisco 49ers	DB	1955	28	331	Jim Hoffman	Los Angeles Rams	B
2003	3	67	Antwan Peek	Houston Texans	DL	1955	29	343	Bob Howe	Los Angeles Rams	B
2003	5	159	Jon Olinger	Atlanta Falcons	WR	1954	12	139	Don Fritz	Pittsburgh Steelers	E
2003	7	220	Blue Adams	Detroit Lions	DB	1954	20	238	Bob Dougherty	Los Angeles Rams	B
2002	7	212	LaVar Glover	Pittsburgh Steelers	DB	1953	5	52	Bill Shalosky	Chicago Cardinals	G
2001	6	186	Mario Monds	Washington Redskins	DT	1953	11	122	Gene Rossi	Baltimore Colts	B
1999	6	204	Chad Plummer	Denver Broncos	WR	1953	13	156	Andy Matto	Los Angeles Rams	T
1998	2	43	Artrell Hawkins	Cincinnati Bengals	DB	1953	27	317	Jack Delaney	Pittsburgh Steelers	B
1998	3	79	Brad Jackson	Miami Dolphins	LB	1952	12	139	Frank Middendorf	Washington Redskins	C
1998	4	111	Jason Fabini	New York Jets	OL	1950	20	249	Sheldon Dunlap	Baltimore Colts	G
1998	6	181	Derrick Ransom	Kansas City Chiefs	DL	1950	30	379	Tom Blake	Baltimore Colts	G
1998	7	237	Rodrick Monroe	Dallas Cowboys	TE	1948	9	70	Mike Graham	Los Angeles Rams	B
1997	5	136	Sam Garnes	New York Giants	DB	1947	6	42	Roger Stephens	Chicago Bears	B
1997	6	183	Robert Tate	Minnesota Vikings	WR	1947	7	53	Bill Smyth	Los Angeles Rams	T
1994	4	119	Mike Davis	Houston Oilers	DB	1947	17	149	Elbie Nickel	Pittsburgh Steelers	E
1994	6	183	Jocelyn Borgella	Detroit Lions	DB	1947	25	232	Fred Redeker	Green Bay Packers	B
1993	4	165	Ronnie Dixon	New Orleans Saints	DL	1947	29	272	Dick Lagenbeck	Philadelphia Eagles	T
1989	6	107	Andrew Stewart	Cleveland Browns	DL	1946	25	234	Allen Richards	Chicago Bears	B
1988	11	281	Danny McCoin	Cincinnati Bengals	QB	1944	5	34	Vern Ullom	Brooklyn Tigers	E
1987	2	42	Alex Gordon	New York Jets	LB	1943	17	157	Nick Skorich	Pittsburgh Steelers	G
1987	11	280	Reggie Taylor	Cincinnati Bengals	RB	1940	19	177	John Popov	Chicago Bears	B
1982	8	222	Karl Yli-Renko	Cincinnati Bengals	OL						
1982	12	318	Hobson Milner	Minnesota Vikings	RB						
1980	6	155	Farley Bell	Washington Redskins	LB						
1979	11	286	Bob Wright	Chicago Bears	T						
1978	2	52	Mike Wright	Baltimore Colts	LB						
1978	10	260	Mike Connell	San Francisco 49ers	P						
1978	10	264	Charles Price	San Diego Chargers	TE						
1977	6	161	Keith Jenkins	Atlanta Falcons	DB						
1977	11	296	Lou West	Pittsburgh Steelers	DB						
1976	6	179	Tom Marvaso	Washington Redskins	DB						
1976	9	265	Wentford Gaines	Pittsburgh Steelers	DB						
1976	14	378	Ed Jones	San Diego Chargers	OL						
1976	17	463	Clarence Sanders	San Diego Chargers	LB						
1975	5	122	Jeff West	Cincinnati Bengals	TE/P						
1975	12	304	Chuck Bland	Dallas Cowboys	DB						
1974	3	73	Evan Jolitz	Cincinnati Bengals	LB						
1974	8	185	Tom Forrest	San Diego Chargers	OL						
1974	9	215	Reggie Harrison	St. Louis Cardinals	RB						
1974	17	434	Sal Casola	Buffalo Bills	K						
1971	1	21	Bob Bell	Detroit Lions	DL						
1971	10	244	Jesse Taylor	Washington Redskins	RB						
1970	3	70	Jim O'Brien	Baltimore Colts	WR/K						

The following is a list of Cincinnati Bearcats that have played in the NFL, a similar league that preceded, or co-existed with the NFL. A player must have served on the roster with a respective team to be listed.

**PLAYER (GRADUATED) ..... NFL TEAM**

Blue Adams (2002) .....	DET, JAX, TB, CIN
Bill Bailey (1965) .....	BUF, CIN
Danny Barrett (1982) .....	CAL, TOR, BC (CFL)
Jay Bachman (1966) .....	DEN
Connor Barwin (2008) .....	HOU, PHI
Bob Bell (1970) .....	DET, STL
Farley Bell (1979) .....	NE, WASH (USFL)
Armon Binns (2010) .....	CIN, JAX, MIA
Tom Blake (1949) .....	NY Bulldogs, BAL
Troy Bodine (1984) .....	OTT (CFL)
Maalik Bomar (2012) .....	JAX
Vaughn Booker (1991) .....	KC, GB, CIN
Jocelyn Borgella (1993) .....	DET
John Bowie (2006) .....	OAK
Ken Byers (1961) .....	NYG, MIN
Trevor Canfield (2008) .....	NYJ
Vince Carreker (1985) .....	CLE
Toney Catchings (1986) .....	CIN
Brent Celek (2006) .....	PHI
Antonio Chatman (2000) .....	GB, CIN
Trent Cole (2004) .....	PHI
Zach Collaros (2011) .....	TOR (CFL)
Mike Connell (1977) .....	WASH, SF
Greg Cook (1968) .....	CIN
Jamie Crysedale (1992) .....	CAL (CFL)
Alex Daniels (2009) .....	OAK, DAL
Mike Davis (1993) .....	HOU, CLE
Ed Denk (1958) .....	BOS
Mike Derks (1984) .....	HAM (CFL)
Nate Dingle (1993) .....	BAL, LA Rams
Ronnie Dixon (1992) .....	NO, PHI, NYJ
Bob Dougherty (1951) .....	LA Rams, PITT, OAK
Jamar Enzor (2004) .....	NYJ
Troy Evans (2000) .....	HOU, NO
Jason Fabini (1997) .....	NYJ, DAL, WASH
Bill Feldhaus (1935) .....	DET
Tom Forrest (1973) .....	CHI
Deno Foster (1984) .....	OTT (CFL)
Randy Fournier (1980) .....	CAL, HAM, BC (CFL)
Andre Frazier (2004) .....	PITT, CIN
Wentford Gaines (1975) .....	CHI
Sam Garnes (1996) .....	NYG, NYJ
Antonio Gibson (1982) .....	PHI, BAL (USFL), NO
Mardy Gilyard (2008) .....	PHI, NYJ, KC
Dan Giordano (2012) .....	ARI
LaVar Glover (2000) .....	CIN
Don Goodman (1983) .....	STL
Darryl Goosby (1982) .....	DEN (USFL)
Alex Gordon (1986) .....	NYJ, LA Raiders, CIN
Ben Guidugli (2010) .....	STL
Tyjuan Hagler (2004) .....	IND
Reggie Harrison (1973) .....	PITT
Allen Harvin (1982) .....	PHI, BAL (USFL), WASH
Artrell Hawkins (1997) .....	CIN, CAR, NYJ, NE
Vidal Hazelton (2010) .....	CIN, SD, TEN, NYJ
Chris Hewitt (1996) .....	NO
Daven Holly (2004) .....	CHI, CLE
Sean Hooley .....	STL
Kevin Huber (2008) .....	CIN
John Hughes (2011) .....	CLE
Mike Hurst (1982) .....	WASH (USFL)
Jasen Isom (1998) .....	SF
Brad Jackson (1997) .....	BAL, CAR
George Jamison (1983) .....	BAL (USFL), DET, KC



JOE MORRISON

Mel Jenkins (1983) .....	CAL (CFL), SEA, DET
Al Johnson (1971) .....	HOU
Gene Johnson (1958) .....	NYG, PHI
Evan Jolitz (1973) .....	CIN
Rich Karlis (1980) .....	DEN, MIN, DET
Jason Kelce (2010) .....	PHI
Travis Kelce (2012) .....	KC
Ron Kostelnik (1960) .....	GB
Ed Kovak (1959) .....	CHI
Howie Kurnick (1979) .....	CIN
Anthony Ladd (1996) .....	NE
Greg Lathan (1986) .....	OAK
Jeff Linkenbach (2009) .....	IND
Jack Lee (1959) .....	KC, HOU, DEN
Jim Leo (1959) .....	NYG
Freddie Logan (1982) .....	MICH (USFL)
Ryan Manalac (2008) .....	BUF
Tom Marvaso (1975) .....	NYJ
Ricardo Mathews (2009) .....	IND
Danny McCoin (1987) .....	DET
Max Messner (1959) .....	DET, NYG, PITT
Mike Mickens (2008) .....	DAL, TB
Mario Monds (2000) .....	CIN, NYG
Rodrick Monroe (1997) .....	ATL, CLE
Joe Morrison (1958) .....	NYG
Haruki Nakamura (2007) .....	BAL, CAR
Al Nelson (1964) .....	PHI
Elbie Nickel (1946) .....	PITT
Rob Niehoff (1986) .....	CIN
Ray Nolting (1935) .....	CHI
Zach Norton (2003) .....	BAL
Jim O'Brien (1969) .....	BAL, DET
Jon Olinger (2002) .....	CAR
Tom O'Malley (1949) .....	GB, OTT (CFL)
Brig Owens (1964) .....	WASH
Lloyd Pate (1968) .....	BUF
Isaiah Pead (2011) .....	STL
Antwan Peek (2002) .....	HOU, CLE
Roger Perdrux (1964) .....	OTT (CFL)
Tony Pike (2009) .....	CAR
Chad Plummer (1998) .....	IND, CIN
Phil Poirier (1989) .....	CAL (CFL)
Errol Prisby (1964) .....	DEN
Dan Raines (1977) .....	CHI
Derrick Ransom (1997) .....	KC, ARI
Adrien Robinson (2011) .....	NYG
Jacob Rogers (2010) .....	NO, TB, NYG
Gene Rossi (1952) .....	CAL (CFL)

Clarence Sanders (1975) .....	KC
Jon Sawyer (1986) .....	NE
JK Schaffer (2011) .....	JAX
Dan Sellers (1986) .....	TOR, BC (CFL)
Nick Skorich (1942) .....	PITT
DeAngelo Smith (2008) .....	CHI, CLE, DET, NYJ, BC (CFL)
Bill Smythe (1946) .....	LA, CLE
Bob Stratton (1951) .....	TOR (CFL)
Andrew Stewart (1988) .....	CLE, CIN
Clint Stickdorn (2004) .....	DET
Jake Sweeney (1940) .....	CHI
Robert Tate (1996) .....	MIN, BAL, ARI
Reggie Taylor (1986) .....	TB, BC (CFL)
Monte Taylor (2011) .....	PHI, DAL
Kenbrell Thompkins (2012) .....	NE
John Thornton (1990) .....	CLE
Clem Turner (1966) .....	CIN, DEN
Brandon Underwood (2008) .....	GB, OAK, DAL
Mike Windt (2009) .....	SD
Jeff West (1974) .....	SD, STL, SEA
George Winn (2012) .....	NE
Derek Wolfe (2011) .....	DEN
Mike Woods (1977) .....	BAL
Mike Wright (2004) .....	NE
Kari Yli-Renko (1981) .....	CHI, NJ, BAL (USFL), CAL (CFL)
Curtis Young (2009) .....	GB



MIKE WRIGHT

## COACHING RECORDS

COACH	TENURE	SEASONS	GAMES	W	L	T	PCT.
No Coach	1885-93	9	29	13	12	4	.517
W. Durant Berry	1894-95	2	12	6	6	0	.500
Williams Reynolds	1896	1	8	4	3	1	.562
Tom Fennel	1897	1	11	9	1	1	.864
Frank Cavanaugh	1898	1	9	5	1	3	.722
Dan Reed	1899-00	2	15	8	6	1	.567
Henry Pratt	1901	1	4	1	3	1	.300
Anthony Chez	1902-03	2	17	5	10	2	.353
Amos Foster	1904-05	2	15	11	4	0	.733
William Foley	1906	1	9	0	7	2	.111
Ralph Inott	1908	1	6	1	4	1	.250
Robert Burch	1909-11	3	26	16	8	2	.654
Lowell Dana	1912-13	2	17	8	7	2	.529
George Little	1914-15	2	18	10	8	0	.556
Ion Cortright	1916	1	9	0	8	1	.056
Frank Marty	1917	1	6	0	6	0	.000
Boyd Chambers	1918-21	4	30	12	15	3	.450
George McLaren	1922-26	5	45	16	26	3	.389
George Babcock	1927-30	4	36	12	21	3	.375
Dana King	1931-34	4	36	25	10	1	.708
Russ Cohen	1935-37	2.5	22	8	11	3	.432

## MOST VICTORIES

Rick Minter (1994-2003)	53
Sid Gillman (1949-54)	50
Brian Kelly (2007-09)	34
Chuck Studley (1961-66)	27
George Blackburn (1955-60)	25

## HIGHEST WINNING PERCENTAGE

Tom Fennel (1897)	.864
Brian Kelly (2007-09)	.850
Sid Gillman (1949-54)	.789
Amos Foster (1904-05)	.733
Dana King (1931-34)	.708

COACH	TENURE	SEASONS	GAMES	W	L	T	PCT.
Wade Woodworth	1937	0.5	6	0	6	0	.000
Joe Meyer	1938-42	5	46	27	16	3	.620
Ray Nolting	1945-48	4	39	23	15	1	.603
Sid Gillman	1949-54	6	64	50	13	1	.789
George Blackburn	1955-60	6	58	25	27	6	.483
Chuck Studley	1961-66	6	60	27	33	0	.450
Homer Rice	1967-68	2	19	8	10	1	.463
Ray Callahan	1969-72	4	43	20	23	0	.465
Tony Mason	1973-76	4	44	26	18	0	.591
Ralph Staub	1977-80	4	44	14	28	2	.341
Mike Gottfried	1981-82	2	22	12	10	0	.545
Watson Brown	1983	1	11	4	6	1	.409
Dave Currey	1984-88	5	55	19	36	0	.345
Tim Murphy	1989-93	5	55	17	37	1	.318
Rick Minter	1994-03	10	117	53	63	1	.457
Mark Dantonio	2004-06	3	35	18	17	0	.514
Brian Kelly	2007-09	3	40	34	6	0	.850
Jeff Quinn	2009	1	1	0	1	0	.000
Butch Jones	2010-12	3	38	24	14	0	.632
Steve Stripling	2012	1	1	1	0	0	1.000
<b>TOTALS</b>		<b>125</b>	<b>1,166</b>	<b>561</b>	<b>553</b>	<b>51</b>	<b>.503</b>

## MOST GAMES COACHED

Rick Minter (1994-2003)	117
Sid Gillman (1949-54)	64
Chuck Studley (1961-66)	60
George Blackburn (1955-60)	58
Dave Currey (1984-88)/Tim Murphy (1989-93)	55

## ALL-TIME CAPTAINS

1885.....Arch Carson	1923.....Red Prather	1963.....Darrell Cauley	1991.....Kelly Sims
1886.....Arch Carson	1924.....Tony McAndrews	1964.....Brig Owens, Jerry Momper	1992.....Kris Bjorson, Ronnie Dixon
1887.....Henry Bettmann	1925.....John Pease	1965.....Dick Fugere	1993.....Jocelyn Borgella, Jason Coppess
1888.....Arch Carson	1926.....Tiny Herman	1966.....Jay Bachman, John Parker	.....Nate Dingle, Lance Harp
1889.....Arch Carson	1927.....Joseph Filger	1967.....Tony Jackson, Jerry Mislik	1994.....Ernest Allen, Reggie Hudson
1890.....Henry Bettmann	1928.....John Schott	1968.....Greg Cook, Milt Balkum	.....Matt Vaupel
1891.....Clyde Johnson	1929.....Frank Dost	1969.....Bob Merkich, Jim Nelson	1995.....Muhammed El-Mubarak
1892.....James Robinson, Dan Laurence	1930.....Art Hallett	1970.....Bob Bell, Mark Mercurio, Earl Wilson	.....Darrell Harding, Jamie Lemire, Eric Vibberts
1893.....Dan Laurence, Russell Reeder	1931.....Cliff Goldmeyer	1971.....Albert Johnson, Ken Weingart,	1996.....Sam Garnes, Chris Hewitt
1894.....W. Durant Berry	1932.....Bill Gilliland	.....Craig Heneveld, Ron Bryant	.....Rob Robinson, Robert Tate
1895.....Randolph Matthews	1933.....Merle Williams	1972.....Billy Hunter	1997.....Phillip Curry, Jason Fabini,
1896.....Lyman Eaton	1934.....George Smith	1973.....Evan Jolitz	.....John Kobalka, Derrick Ransom
1897.....William Bass	1935.....Ray Nolting	1974.....Tom Rose, Tom Marvaso	1998.....Hassan Champion, Percy Evans
1898.....Albert Morrill	1936.....Linus Haby	1975.....Jay Bonds, Paul Hunter	.....Tinker Keck, Chad Plummer, Brian Uhl
1899.....Howard Nieman	1937.....Wade "Red" Woodworth	1976.....Mike Woods, Howie Kurnick	.....Kevin Ward
1900.....Burt Charles	1938.....Harry Shelby	1977.....Gardner Cobb, Howie Kurnick	1999.....Ken Biggs, Robert Cooper,
1901.....Adolph Fennell	1939.....Orville Kelchner	.....Napolean Outlaw, Dan Rains, Mike Woods	.....Eddie Johnson, Tinker Keck, Doug Rosfeld
1902.....Harry Box	1940.....Otto Oppenheimer	1978.....Dwayne Berry, Jim Daley	2000.....Troy Evans, Eddie Johnson
1903.....Harry Wieman	1941.....Ray Virgin	.....Howie Kurnick, Mike Rock	.....Deontey Kenner, Doug Rosfeld
1904.....Alfred McCray	1942.....Nick Skorich	1979.....Farley Bell, Ed Kloboves	2001.....Lewis Carter, Kirt Doolin, Josh Gardner,
1905.....William Foley	1945.....None	.....Mike Rogers, Dan Vete	.....LaVar Glover, Kirk Thompson
1906.....Edward Adams	1946.....Elbie Nickel	1980.....Scott Heineman, Karl Woods	2002.....Blue Adams, Derrick Adams
1907.....W. Peaslee	1947.....Al Sabato, Dick Langenbeck	1981.....James Bettis, Mike Brookins	.....Kirt Doolin, Willis Edwards, Josh Gardner
1908.....Robert Marx	1948.....Roger Stephens	.....Mike Gates, Tim Schira, Kari Yli-Renko	.....Tye Keith
1909.....Ernest DuBray	1949.....Thurman Owens	1982.....Danny Barrett, Mike Gates	2003.....Andre Frazier, Tedric Harwell
1910.....Walter Heuck	1950.....Pete St. Clair	.....Antonio Gibson, Joe Olding, George Warhop	.....A.J. Lucius, Zach Norton, Kyle Takavitz
1911.....Walter Heuck	1951.....Ralph Staub, Nick Shundrich	1983.....Gene Beck, Bill Booze, Don Goodman,	2004.....Andre Frazier, Gino Guidugli
1912.....Robert Heuck	1952.....Glenn Sample	.....George Jamison, Linwood Marshall	.....Daven Holly, Kyle Takavitz
1913.....Clement Fenker	1953.....Don Fritz, Dom Del Bene	1984.....Troy Bodine, Tom Egenoff	2005.....Brent Celek, Steve Eastlake
1914.....L.K. Baehr	1954.....Dick Goist	1985.....Nick Frankos, Reggie Taylor	.....Adam Roberts, Derick Ross
1915.....Roy Palmer	1955.....Joe Miller	1986.....Alex Gordon, Rob Niehoff	2006.....Brent Celek, Dominic Ross
1916.....Harold Altamer	1956.....Jack Gordon	.....Reggie Taylor	2007.....Digger Bujnoch, Haruki Nakamura
1917.....Harold Talcott	1957.....Dick Seomin, Ron Couch	1987.....Bob Leshnak, John Lewis	2008.....Dustin Grutza, DeAngelo Smith
1918.....Charles Shyrook	1958.....Bob Del Rosa	.....Danny McCoin	2009.....Tony Pike, Aaron Webster
1919.....Bob Stack	1959.....Jim Leo	1988.....Chris Asbeck, Bill Davis, Daryl Huber	2010.....John Goebel, Collin McCafferty
1920.....Dan Fries	1960.....Howard Converse	1989.....Jack Bruscianelli	2011.....Zach Collaros, JK Schaffer
1921.....Frank Crolley	1961.....Ken Byers, Don Ross	1990.....John Arena, Kyle Stroh	2012.....Cameron Cheatham, Dan Giordano
1922.....Mike Palmer	1962.....Rufus Simmons, Phil Goldner	1991.....John Arena, Johnathan Cockrell	.....Travis Kelce, Walter Stewart



## ALL-TIME ASSISTANT COACHES

COACH	YEARS	COACH	YEARS	COACH	YEARS
Jahmile Addae .....	2010	Ted Gill .....	2003-06	Robert Prunty .....	2013-
Dick Anderson .....	1961-62	Keith Gilmore .....	2007-08	Jeff Quinn .....	2007-09
Dave Ash .....	1963	Cary Godette .....	1983-88	Dan Radakovich .....	1969
Mike Bajakian .....	2010-12	Mike Gottfried .....	1975-76	Dave Ritchie .....	1969-72; 1987-88
Bill Baldridge .....	1981-82	Don Grammer .....	1958-60	Dana Roach .....	1986
Dave Baldwin .....	2001	Eddie Gran .....	1992-93; 2013-	Tracy Rocker .....	2002
Tim Banks .....	2010-11	Lorenzo Guess .....	2009	Tom Roggeman .....	1993-94
Harlon Barnett .....	2004-06	Lynn Hailstock .....	1983	Blake Rolan .....	2013-
Leeman Bennett .....	1967-68	Jack Hanlon .....	1954-55	Jerry Rosburg .....	1992-95
Dana Bible .....	1978-80; 1994	John Harbaugh .....	1989-96	Tim Rose .....	1995
Mike Biscotti .....	1988	Lee Haslinger .....	1956-58	Robin Ross .....	1984-85
George Blackburn .....	1949-53	Owen Hauck .....	1967	Tom Rossley .....	1977
Ron Blackledge .....	1970-72	Ralph Hawkins .....	1968	Dan Roushar .....	2005-06
Reyman Bonar .....	1947-48	Tyson Helton .....	2013-	Rex Ryan .....	1996-97
Jay Bonds .....	1981-82	Andy Hendel .....	2001	Glenn Sample .....	1956-60
George Boutselis .....	1967-68	Harry Hiestand .....	1989-93	Mike Scarry .....	1956-62
Mark Bradley .....	1983	Darren Hiller .....	2013-	Bill Schmitz .....	1982-83
D.J. Brown .....	1979-80	Darin Hinshaw .....	2013-	Bill Schwarberg .....	1947-55
Carl Brumbaugh .....	1947	Tim Hinton .....	2004-09	Greg Seaman .....	1995-98
Bob Burns .....	1973	Van Hollaway .....	1981-83	Stacy Searles .....	2001-02
Rusty Burns .....	1989-91; 2002-03	Dick Hopkins .....	1983	Dick Selcer .....	1965-66
Ray Callahan .....	1967-68	Greg Hudson .....	1997-2000	Bill Shalosky .....	1955-59
Mike Cassity .....	1994	Hank Hughes .....	1993	Steve Shankweiler .....	2003
Rick Christie .....	1982	William Inge .....	2008-09	Bob Shaw .....	1973-76
A.J. Christoff .....	2001-02	Bruce Ivory .....	1984-93	Gary Shephard .....	1983
Rich Christophel .....	1983	John Jancek .....	2010-12	Bill Sheridan .....	1989-91
Frank Claire .....	1955	Dave Johnson .....	2011-12	Karl Singer .....	1973-76
Mike Clark .....	1986-87	Amos Jones .....	1999-2002	Bill Singler .....	1984-85
Steven Clinkscale .....	2013-	Ernest Jones .....	2007	George Smith .....	1948
Charles Coe .....	1977-78	Mike Jones .....	1981	Rick Smith .....	1999-00
Johnnie Cole .....	1995	Wayne Jones .....	1973-76	Mike Solari .....	1981-82
L.C. Cole .....	1994-95	Greg Karpinski .....	1994-98	Mark Staten .....	2004-06
Tony Cole .....	1979	Art Kaufman .....	2013-	Ralph Staub .....	1964-68
Sam Congie .....	1969	Jim Kelly .....	1960-76	Charles Stobart .....	1966
Kerry Coombs .....	2007-2011	Stan Klimczak .....	1951-52	Lowell Storm .....	1953-54
Ron Corradini .....	1984	Mike Kolakowski .....	2003	Steve Stripling .....	2010-12
Mark Criner .....	2002-03	Don Lawrence .....	1966	Fred Tate .....	2013-
Scott Criner .....	1986-88	Tommie Liggins .....	1981-82	Larry Tischler .....	1977-80
Ted Daisher .....	1989-92	Kyle Lingerfelt .....	1995	Mike Tomlin .....	1999-00
Kim Dameron .....	1996-98	John Lovette .....	1989-92	Don Treadwell .....	1994; 2004-06
Joe Daniels .....	1997-2000	Dick Mack .....	1978-80	Joe Tresey .....	2007-08
Dino Dawson .....	2002-03	Joe Madro .....	1949-54	Mike Tressel .....	2004-06
Tony DeBiasse .....	1985-87	Don Mahoney .....	2010-12	Jeff Uhlenhake .....	2004
Jack Delaney .....	1954-63	Roy Manning .....	2012	Bob Valesente .....	1975-76
Bob Diaco .....	2009	Greg Mantooth .....	1983	Craig Ver Steeg .....	1990-93
Mike Dickens .....	1982	Don Martindale .....	1997-98	Tim Viox .....	1986-88
Paul Dietzel .....	1949-50	Skip Mathieson .....	1977	Tom Walsh .....	1981
Tyrone Dixon .....	2000-01	Ken Matous .....	1989	Dave Warner .....	2006
Jack Donaldson .....	1984-87	Stan McGarvey .....	1981-82	T.J. Weist .....	2010-12
Phil Dorn .....	2002-03	Charles McMillan .....	2001	Lou West .....	1988-93
Mark Duffner .....	1977-80	Dick MacPherson .....	1961-65	John Wiethel .....	1947-48
Dave Dunkelberger .....	1969-72	Bob Miller .....	1959-62	Mike Wiles .....	1988
Paul Dunn .....	1994-95	Paul Misali .....	1964-65	Brian Williams .....	1996
Hal Dyer .....	1973-74	Charley Molnar .....	2007-09	Keith Willis .....	1999-00
Jerry Eisaman .....	1969-71	John Montgomery .....	1996	Bob Wolf .....	1982
Mark Elder .....	2010-12	Shannon Morrison .....	2012	Bob Wylie .....	1996
Charles Ellis .....	1955-57	Pat Narduzzi .....	2004-06	Tony Yellowich .....	1974-76
Mike Elston .....	2007-09	Don Nehlen .....	1963	Ed Youngs .....	1984-86
Dan Enos .....	2004-05	Dave Nickel .....	1984-88	Larry Zierlein .....	1997-00
Jack Faulkner .....	1950-54	Phil Owen .....	1969	Dave Zimmerman .....	1977-80
Foge Fazio .....	1973-76	Rod Paige .....	1969-70	Ron Zook .....	1981-82
Jeff Filkovski .....	1998-03	Jim Parker .....	1971-72	William Zwaan .....	1980
Jimbo Fisher .....	1999	John Parker .....	1977-80		
Dino Folino .....	1977-80	Joe Perella .....	1972		
Greg Forest .....	2007-09	Scott Pethtel .....	2003		
John Fricke .....	1971-72	Joker Phillips .....	1997-98		
O'Neill Gilbert .....	2001	Sam Pittman .....	1996		

Full-time staff members since 1947.

## BOWL HISTORY

	BOWL	OPPONENT	W/L	SCORE	UC COACH	DATE	SITE
1946	Sun	Virginia Tech	W	18-6	Ray Nolting	01/01/47	El Paso, Texas (Kidd Field)
<i>The Bearcats first-ever bowl game, earning an 18-6 victory over Virginia Tech in the 12th annual Sun Bowl ... Both teams struggled offensively in the first half, due largely in part to the three inches of snow that fell in El Paso the day before the game ... Game is still the coldest Sun Bowl on record ... UC outrushed the Gobblers, 369 to 34</i>							
1949	Glass	Toledo	W	33-13	Sid Gillman	12/03/49	Toledo, Ohio (Glass Bowl)
<i>UC's second bowl game was the fifth annual Glass Bowl, played in Toledo, Ohio ... The Bearcats were on the board first with a safety by Jack Tracy ... UC's Bob Stratton had a pair of TDs on runs of 10- and 29 yards ... UC tallied 258 return yards to Toledo's 97.</i>							
1950	Sun	West Texas A&M	L	14-13	Sid Gillman	01/01/51	El Paso, Texas (Kidd Field)
<i>West Texas A&amp;M used a trick play on a fake punt to score the game-winning touchdown ... Faced with a fourth and long, punter Frank Wise moved under center, took the snap and lateraled to the right to quarterback Gene Mayfield ... Mayfield completed a pass to Cross at the UC 40 and Cross broke several tackles to finish the 62-yard touchdown pass.</i>							
1997	Humanitarian	Utah State	W	35-19	Rick Minter	12/29/97	Boise, Idaho (Bronco Stadium)
<i>UC's appearance snapped a 47-year bowl drought ... Chad Plummer was voted the game's MVP ... He completed 5-of-10 passes for 61 yards and a TD while rushing 15 times for 53 yards and scoring another TD ... The Bearcats held a 265-76 advantage in rushing yards while holding the ball for more than 42 minutes.</i>							
2000	Motor City	Marshall	L	25-14	Rick Minter	12/27/00	Pontiac, Mich. (Silverdome)
<i>Byron Leftwich threw for one TD and rushed for another to help Marshall rally for 16 second-half points to defeat Cincinnati, 25-14 ... UC used a pair of DeMarco McCleskey touchdown runs to build a 14-9 halftime lead ... The Cincinnati offense, which ran up 181 yards of total offense in the first half, struggled after intermission, failing to score on any of its six possessions.</i>							
2001	Motor City	Toledo	L	23-16	Rick Minter	12/29/01	Pontiac, Mich. (Silverdome)
<i>Chester Taylor rushed for a bowl-record 190 yards, including a game-winning 24-yard touchdown with 3:23 left to lead Toledo to a 23-16 win over Cincinnati ... UT held UC to just 13 yards on the ground ... Gino Guidugli was 29-for-46 for 283 yards and a touchdown ... Tye Keith caught a bowl-record nine passes for 63 yards.</i>							
2002	New Orleans	North Texas	L	24-19	Rick Minter	12/17/02	New Orleans, La. (Louisiana Superdome)
<i>Kevin Galbreath rushed for 130 yards and a touchdown to earn MVP honors as North Texas defeated Cincinnati, 24-19 ... DeMarco McCleskey rushed 23 times for 85 yards to set the UC season rushing record with 1,361 yards ... Jon Olinger's four catches for 107 yards raised his season total to 1,114 yards, breaking Jim O'Brien's 34-year old record of 1,107 receiving yards.</i>							
2004	Fort Worth	Marshall	W	32-14	Mark Dantonio	12/23/04	Fort Worth, Texas (Amon G. Carter Stadium)
<i>LB Tyjuan Hagler blocked a punt one minute into the game, which was returned by Antwan Giddens for a touchdown ... Hagler forced a fumble to set up one of three Kevin Lovell field goals, recorded a sack and had a team-high seven tackles to earn a spot on Football News' all-bowl team.</i>							
2006	International	Western Michigan	W	27-24	Brian Kelly	01/06/07	Toronto, Canada (Rogers Centre)
<i>UC's defense and steady special teams play--trademarks of the 2006 season--lifted UC to a 27-24 win in the inaugural International Bowl ... Kevin Lovell's 33-yard field goal with 6:11 remaining in the contest provided the winning points for UC ... Dominick Goodman had seven receptions for a 109 yards and two TDs, earning Most Outstanding Player honors.</i>							
2007	PapaJohns.com	Southern Miss	W	31-21	Brian Kelly	12/22/07	Birmingham, Ala. (Legion Field)
<i>Ben Mauk passed for 334 yards and four touchdowns, earning MVP honors, becoming only the third UC signal called to pass for 3,000 yards in a season ... DeAngelo Smith intercepted three passes ... UC secured its second 10-win season and first since 1951, while virtually assuring a spot in the final rankings for the first time.</i>							
2008	Orange	Virginia Tech	L	20-7	Brian Kelly	01/01/09	Miami Gardens, Fla. (Dolphin Stadium)
<i>The game marked UC's first appearance in a Bowl Championship Series game ... Darren Evans, the game's MVP, had 28 carries for 153 yards and a touchdown ... Virginia Tech's defense came up with four interceptions ... UC's Mardy Gilyard had 255 all-purpose yards and a touchdown ... The Bearcats' six-game winning streak was snapped.</i>							
2009	Sugar	Florida	L	51-24	Jeff Quinn	01/01/10	New Orleans, La. (Louisiana Superdome)
<i>Tim Tebow threw for a career-high 482 yards and three TDs and ran for 51 yards and another TD ... Tebow's 533 yards of total offense were the most in BCS history ... Jeff Quinn served as the Bearcats interim head coach after Brian Kelly departed for Notre Dame earlier in the month ... The loss ended UC's perfect season ... Gators' head coach Urban Meyer is a UC alum.</i>							
2011	Liberty	Vanderbilt	W	31-24	Butch Jones	12/31/11	Memphis, Tenn. (Liberty Bowl Memorial Stadium)
<i>Isaiah Pead ran for 149 yards and a touchdown, and Ralph David Abernathy IV's 90-yard kickoff return early in the fourth quarter put Cincinnati ahead to stay as the Bearcats edged Vanderbilt 31-24 ... Zach Collaros completed one of the more remarkable comebacks in college football, starting under center 47 days following surgery to correct a broken right ankle on Nov. 14. Collaros threw a touchdown pass and was 12 of 29 for 80 yards passing, moving around well.</i>							
2012	Belk	Duke	W	48-34	Steve Stripling	12/27/12	Charlotte, N.C. (Bank of America Stadium)
<i>Brendon Kay threw an 83-yard touchdown pass to tight end Travis Kelce with 44 seconds to go, lifting the Bearcats to an improbable 48-34 win over the Blue Devils. Kay set a Belk Bowl record with four TD passes and was named the game's MVP. Nick Temple capped the wild finish with a 55-yard interception return with 14 seconds left.</i>							

**2012 BELK BOWL**

Cincinnati 48, Duke 34

Dec. 27, 2012 • Charlotte, N.C.

The last month was pure chaos for quarterback Brendon Kay and the Cincinnati Bearcats. That made Thursday night's Belk Bowl victory all the more rewarding.

Duke running back Josh Snead fumbled at the Cincinnati five with 1:20 left and Kay threw an 83-yard touchdown pass to tight end Travis Kelce with 44 seconds to go, lifting the Bearcats to an improbable 48-34 win over the Blue Devils.

The Bearcats won without former head coach Butch Jones and both coordinators who helped guided them to the postseason.

Kay, who set a Belk Bowl record with four touchdown passes and was named the game's MVP, called it a "huge win."

Almost as chaotic as their latest win.

With the score tied at 34 and Duke driving for a go-ahead score, Snead fumbled and Kay capitalized with his go-ahead scoring pass to Kelce. Nick Temple capped the wild finish with a 55-yard interception return with 14 seconds left.

Kay quickly took advantage of the change in momentum after the Snead fumble, finding Kelce down the middle on a seam route. Kelce got behind the Duke defense and caught the ball in stride, racing the final 60 yards to the end zone as Blue Devils fans looked on in stunned silence.

It was a play called Left Texas 60, Y Go Burst, with three receivers running seam routes.

Kay also threw a 41-yard touchdown pass to Ralph David Abernathy, and 25-yard scoring strikes to Anthony McClung and Chris Moore. George Winn also ran for a 46-yard touchdown for Cincinnati.

Cincinnati (10-3) finished with its fifth 10-win season in six years. But the big play for Duke was Snead's fumble.

Duke, which came in having allowed 51 points and an average of 294.5 yards rushing over its previous four games, struggled to stop Cincinnati after the first quarter.

The Bearcats piled up 554 total yards of offense, including 130 yards on the ground by Winn. Duke wasn't too shabby on offense, either, combining with the Bearcats for a Belk Bowl-record 1,114 yards.

Cincinnati trailed 16-0 before rattling off 27 straight points to seemingly take control, and the big turning point came courtesy of linebacker Greg Blair.

With Duke leading 16-3 and looking for more, Renfree fired a pass over the middle for running back Jela Duncan, who lunged for the goal line but was hit by Blair and fumbled. Blair recovered and suddenly the Bearcats had a shot.

A short time later, Kay connected with McClung to cut the Duke lead to 16-10. Kay's second scoring pass to Abernathy capped a 98-yard drive in the final two minutes of the first half and gave the Bearcats their first lead.

**SCORE BY QUARTERS**

	1	2	3	4	F
Cincinnati	3	14	10	21	- 48
Duke	16	0	8	10	- 34

**SCORING SUMMARY**

QTR	TIME	TEAM	SCORING PLAY	DRIVE	TIME
1st	11:48	DUKE	Connette 5 yd run (Martin kick blocked)	8-79	3:12
	06:12	DUKE	Martin 33 yd field goal	11-44	3:38
	04:45	DUKE	Foster 0 yd blocked punt return (Martin kick)		
2nd	01:43	CIN	Miliano 45 yd field goal	8-50	2:56
	04:02	CIN	McClung 25 yd pass from Kay (Miliano kick)	5-54	2:08
	00:42	CIN	Abernathy 41 yd pass from Kay (Miliano kick)	6-98	1:46
3rd	10:02	CIN	Miliano 27 yd field goal	8-70	4:52
	07:41	CIN	Winn 46 yd run (Miliano kick)	2-60	0:41
	03:00	DUKE	Vernon 10 yd pass from Renfree (Blakeney pass from Renfree)	11-86	4:34
4th	12:45	DUKE	Reeves 2 yd pass from Connette (Martin kick)	9-68	2:55
	11:19	CIN	Moore 25 yd pass from Kay (Miliano kick)	4-77	1:18
	07:24	DUKE	Martin 52 yd field goal	10-46	3:48
	00:44	CIN	Kelce 83 yd pass from Kay (Miliano kick)	4-94	0:36
	00:14	CIN	Temple 55 yd interception return (Miliano kick)		

**TEAM STATISTICS**

	UC	DUKE
FIRST DOWNS	18	36
RUSHES-YARDS (NET)	28-222	39-200
PASSING YDS (NET)	332	360
Passes Att-Comp-Int	25-17-0	50-38-2
TOTAL OFFENSE PLAYS-YARDS	53-554	89-560
Fumble Returns-Yards	0-0	0-0
Punt Returns-Yards	0-0	4-71
Kickoff Returns-Yards	4-73	7-124
Interception Returns-Yards	2-76	0-0
Punts (Number-Avg)	5-31.4	1-79.0
Fumbles-Lost	0-0	3-2
Penalties-Yards	6-59	5-48
Possession Time	26:18	33:42
Third-Down Conversions	3 of 10	7 of 13
Fourth-Down Conversions	0 of 0	1 of 2
Red-Zone Scores-Chances	1-1	4-6
Sacks By: Number-Yards	0-0	2-12

**INDIVIDUAL STATISTICS**

**RUSHING:** Cincinnati-WINN, George 16-130; KAY, Brendon 10-76; MCCLUNG, A. 1-14; LUAllen, Jordan 1-2. Duke-J Snead 17-107; J Duncan 10-37; J Thompson 4-30; J Crowder 1-12; B Connette 5-8; S Renfree 2-6.

**PASSING:** Cincinnati-KAY, Brendon 17-25-0-332. Duke-S Renfree 37-49-2-358; B Connette 1-1-0-2.

**RECEIVING:** Cincinnati-KELCE, Travis 5-123; MCCLUNG, A. 3-110; ABERNATHY, RD 3-44; WINN, George 3-12; THOMPSON, K. 2-18; MOORE, Chris 1-25. Duke-C Vernon 10-119; J Crowder 6-49; D Scott 5-60; J Duncan 5-27; B Connette 4-31; I Blakeney 3-26; J Thompson 2-35; D Reeves 2-8; J Snead 1-5.

**2011 AUTOZONE LIBERTY BOWL**

Cincinnati 31, Vanderbilt 24

Dec. 31, 2011 • Memphis, Tenn.

University of Cincinnati Head Coach Butch Jones rang the bell on the AutoZone Liberty Bowl trophy, eager to get the Bearcats' party started.

Isaiah Pead ran for 149 yards and a TD, and Ralph David Abernathy IV's 90-yard kickoff return early in the fourth quarter put Cincinnati ahead to stay as the Bearcats edged Vanderbilt 31-24.

The Bearcats (10-3) capped the season with their third straight victory by snapping a two-game skid in bowl games. They also notched their fourth 10-win season in the past five years, bouncing back from 4-8 in 2010 during Jones' first season.

But the 2011 BIG EAST Conference co-champs had to work to put away Vanderbilt (6-7), a team that tied for fourth in the Southeastern Conference's East Division, despite forcing three turnovers and coming up with two sacks. The Commodores led 21-17 when Abernathy became the first Cincinnati player to return a kickoff for a TD in the program's 13 bowl appearances.

Abernathy is the grandson of the civil rights leader who was in Memphis with Martin Luther King when he was assassinated in 1968 at the Lorraine Motel, a few miles away from the Liberty Bowl Memorial Stadium.

Pead was the game's MVP, and J.K. Schaffer was UC's defensive MVP, finishing with nine tackles, including one for a loss and a sack.

Cincinnati	0	14	0	17	—	31
Vanderbilt	7	0	7	10	—	24

**First Quarter:** VU - Stacy 7 yd run (Fowler kick), 7:34

**Second Quarter:** CIN - Winn 69 yd run (Miliano kick), 14:17. CIN - McClung 8 yd pass from Collaros (Miliano kick).

**Third Quarter:** VU - Seymour 5 yd run (Fowler kick), 3:53

**Fourth Quarter:** CIN - Miliano 44 yd field goal, 14:41. VU - Boyd 68 yd pass from Smith (Fowler kick), 14:03. CIN - Abernathy IV 90 yd kickoff return (Miliano kick), 13:51. CIN - Pead 12 yd run (Miliano kick), 1:52. VU - Fowler 35 yd field goal, 0:24

**Rushing:** UC: Pead 28-149, Winn 6-78, McClung 1-4, Collaros 8-(-8). VU: Stacy 18-57, Rodgers 9-33, Kent 1-17, Smith 5-17, Seymour 2-5.

**Passing:** UC: Collaros 12-29-2-80, 1TD. VU: Smith 8-19-1-142, 1TD, Rodgers 4-14-1-26, Stacy 0-1-0-0.

**Receiving:** UC: Robinson 4-16, Kelce 3-29, Pead 3-15, Chisum 1-12, McClung 1-8. VU: Matthews 4-56, Barden 3-20, Boyd 2-69, Stacy 2-11, Tate 1-12.





## BOWL GAMES HISTORY

**2010 ALLSTATE SUGAR BOWL**

No. 5 Florida 51, No. 3 Cincinnati 24  
Jan. 1, 2010 • New Orleans, La.

The University of Cincinnati football team, reeling from the resignation of former head coach Brian Kelly, saw its perfect season blemished with a loss to Florida in the 2010 Allstate Sugar Bowl.

Tim Tebow threw for a career-high 482 yards and three touchdowns, ran for 51 yards and another score, and fifth-ranked Florida (13-1) overwhelmed No. 4 Cincinnati (12-1) 51-24 inside the Louisiana Superdome.

Cincinnati, who donned white helmets for the game for the first time since 1966, was playing in its second straight BCS game. Kelly resigned in early December to take the head coaching job at Notre Dame.

Quarterback Tony Pike completed 27 of 45 passes for 170 yards and three scores, all in the second half when the outcome was no longer in doubt.

UC was held to a season low 246 yards of total offense, including a season low 170 passing yards by the Gators defense.

Mardy Gilyard finished the game with seven receptions, giving him 204 career receptions which ties Dominick Goodman and LaDaris Vann as the UC record holders in career catches.

Florida finished with a Sugar Bowl-record 659 yards of total offense

<b>Cincinnati</b>	0	3	7	14	—	24
<b>Florida</b>	9	21	14	7	—	51

**First Quarter:** UF - Hernandez 7 yd pass from Tebow (kick failed), 6:13.  
UF - Sturgis 40 yd field goal, 1:20

**Second Quarter:** UF - Thompson 7 yd pass from Tebow (Sturgis kick), 9:07. UF - Moody 6 yd run (Sturgis kick), 7:05. UC - Rogers 47 yd field goal, 3:11. UF - Riley Cooper 80 yd pass from Tebow (Sturgis kick), 3:02

**Third Quarter:** UF - Moody 2 yd run (Sturgis kick), 11:13. UC - Waugh 2 yd pass from Pike (Rogers kick), 4:46. UF - Tebow 4 yd run (Sturgis kick), 2:06

**Fourth Quarter:** UC - Binns 3 yd pass from Pike (Rogers kick), 10:07. UF - Rainey 6 yd run (Sturgis kick), 7:06. CIN - Alli 6 yd pass from Pike (Rogers kick), 3:23

**Rushing:** UC - Pead 7-48, Kelce 1-19, Ramsey 6-18, Goebel 1-8, Williams 1-(-5), Pike 7-(-12). UF: Gillislee 5-78, Tebow 14-51, Rainey 4-27, Moody 8-14, Damps 3-7.

**Passing:** UC - Pike 27-45-0-170, 3 TD. UF: Tebow 31-35-0-482, 3 TD, Team 0-1-0-0.

**Receiving:** UC - Gilyard 7-41, Binns 5-29, Guidugli 5-22, Woods 4-46, Ramsey 2-16, Pead 1-7, Alli 1-6, Waugh 1-2. UF: Hernandez 9-111, Cooper 7-181, Thompson 5-63, Rainey 4-71, Moody 4-19, Nelson 2-37.

**2009 FEDEX ORANGE BOWL**

No. 21 Virginia Tech 20, No. 12 Cincinnati 7  
Jan. 1, 2019 • Miami Gardens, Fla.

Mardy Gilyard had 255 all-purpose yards and a touchdown catch, but it was not enough as No. 21 Virginia Tech knocked off No. 12 Cincinnati, 20-7, in the 75th FedEx Orange Bowl.

Gilyard had seven receptions for 158 yards and a touchdown, along with 97 kickoff return yards for Cincinnati (11-3), which had its six-game winning streak snapped. Tony Pike threw for 239 yards and a touchdown, but had his night marred by four interceptions and getting stopped on a fourth-and-goal in the fourth quarter.

The Bearcats took the opening kickoff, sent their spread offense onto the field, and made the Hokies look very confused. Pike found Gilyard for a 38-yard pickup on the third play from scrimmage, and they hooked up for a spectacular 15-yard touchdown three plays later.

Facing a third-and-9 from the right hash, Pike waited before lofting a fade to the far left of the end zone. Gilyard took off on a sprint, made a diving catch as he sailed out of bounds and managed to just barely drag his right toe on the turf painted in Virginia Tech's colors for a 7-0 UC lead.

The Hokies defense held UC to 137 yards, stifled the Bearcats running game (eight carries, 11 yards) over the remainder of the half, and battled their way to a 10-7 lead by intermission.

Darren Evans, the game's MVP, had 28 carries for 153 yards and a TD.

Terrill Byrd led the UC defense with 11 tackles, including 10 solo stops, four tackles for a loss, and a sack. Brandon Underwood had six tackles, including a sack and an interception.

<b>Cincinnati</b>	7	0	0	0	—	7
<b>Virginia Tech</b>	0	10	3	7	—	20

**First Quarter:** UC - Gilyard 15-yard pass from Pike (Rogers kick), 13:08

**Second Quarter:** VT - Taylor 17-yard run (Keys kick), 13:00. VT - Keys 43-yard field goal, 0:00.

**Third Quarter:** VT - Keys 35-yard field goal, 8:32.

**Fourth Quarter:** VT - Evans, 6-yard run (Keys kick), 11:29

**Rushing:** UC - Ramsey 4-34, Goebel 9-26, Pead 2-10, Pike 5-4, Barnett 1-minus 3. Virginia Tech - Evans 28-153, Taylor 15-47, Roberts 2-34, Boone 2-19, Oglesby 3-8, Coale 1-7, Team 4-minus 10.

**Passing:** UC - Pike 16-33-4-239. Virginia Tech - Taylor 13-22-1-140, Team 0-1-0-0.

**Receiving:** UC - Gilyard 7-158, Goodman 6-51, Goebel 1-18, Barnett 1-6, Ramsey 1-6. Virginia Tech - Coale 3-52, Boone 3-41, Boykin 2-28, Roberts 2-12, Evans 2-5, Jefferson 1-2.

**2007 PAPAJOHNS.com BOWL**

No. 20 Cincinnati 31, Southern Miss 21  
Dec. 22, 2007 • Birmingham, Ala.

Ben Mauk shrugged off mistakes and Southern Miss defenders, helping No. 20 Cincinnati make another entry in an impressive season.

The hard-to-tackle Mauk passed for 334 yards and four touchdowns, and DeAngelo Smith intercepted three passes, leading the Bearcats to a 31-21 victory over Southern Miss in the Papajohns.com Bowl.

The victory gave UC (10-3) its second 10-win season and first since 1951, virtually assuring a spot in the final rankings for the first time.

Mauk, the game's most valuable player, completed 30-of-52 passes and overcame three interceptions to become only the third Bearcats player to have a 3,000-yard passing season.

Mauk, who also rushed for 41 yards and frequently broke loose from defenders to make plays, threw three touchdown passes during an 8-minute span extending into the second half.

Cincinnati stopped punter Britt Barefoot on a fake punt on fourth-and-1 from his own 29 and Mauk hit Earnest Jackson for a 29-yard TD strike on the next play for a 21-7 lead. Mauk struck again with a 10-yarder to Antwuan Giddens and set up a 22-yard field goal by Jake Rogers in the final seconds of the third quarter to put the Bearcats up 31-14.

Young cut into the lead again with a 5-yard touchdown pass to Chris Johnson but Southern Miss could not recover an onside kick or convert a fourth-and-1 play on its next possession.

<b>Southern Miss</b>	7	0	7	7	—	21
<b>Cincinnati</b>	0	14	17	0	—	31

**First Quarter:** USM - Nelson 10 yd pass from Young (Estes kick), 5:23.

**Second Quarter:** UC - Goodman 14 yd pass from Mauk (Rogers kick), 6:12. UC - Goodman 5 yd pass from Mauk (Rogers kick), 0:24.

**Third Quarter:** UC - Jackson 29 yd pass from Mauk (Rogers kick), 13:17. USM - Young 1 yd run (Estes kick), 6:48. UC - Giddens 10 yd pass from Mauk (Rogers kick), 4:08. UC - Rogers 22 yd field goal, 0:05

**Fourth Quarter:** USM - Johnson 5 yd pass from Young (Estes kick), 9:37.

**Rushing:** USM: Fletcher 29-155, Young 17-55, Harrison 2-7, Barefoot 1-0. UC: Mauk 12-41, Moore 4-18, Ramsey 6-9, Glatthaar 1-7, Benton 1-0.

**Passing:** USM: Young 32-18-3, 122, 2 TD. USM: Mauk 52-30-3, 334, 4 TD.

**Receiving:** USM: Fletcher 7-50, Nelson 3-18, Magee 2-15, Johnson 2-13, Morgan 2-8, Harrison 1-18, Baptiste 1-0. UC: Goodman 7-95, Barwin 7-86, Giddens 7-64, Jackson 3-46, Howard 2-24, Barnett 2-17, Moore 1-3, Benton 1-(-1).





**2007 INTERNATIONAL BOWL**

Cincinnati 27, Western Michigan 24  
Jan. 6, 2007 • Toronto, Canada

The International Bowl provided Cincinnati fans a preview of what Brian Kelly has in store as UC knocked off Western Michigan, 27-24.

Kevin Lovell's 33-yard field goal with 6:11 remaining provided the winning margin for Cincinnati and Western Michigan's 51-yard field goal try with 1:26 left fell short.

Dominick Goodman was named the game's Most Outstanding Player. Butler Benton led UC rushing attack with 62 of the team's combined 126 yards against the Broncos—a defense that was ranked fifth nationally defending the run.

John Bowie put UC on the scoreboard first when he gathered in a tipped pass and returned it 25 yards for a touchdown in the first quarter. On Cincinnati's next drive, Davila connected on a 21-yard TD toss to Goodman. Goodman later hauled in a second touchdown pass in the second quarter.

The reeling Broncos used some trickery on the first play following Lovell's field goal. E.J. Biggers, on a double reverse, lofted the ball to Jamarko Simmons for a 76-yard touchdown.

The Broncos' defense got the ball right back and Cubit tossed a 30-yard scoring pass to close the gap to 24-14. A miscue by the UC offense—Davila's pass was deflected and intercepted with 23 seconds to play in the half—setting up Nate Meyer's 29-yard field goal.

Western Michigan	0	17	0	7	—	24
Cincinnati	14	10	0	3	—	27

**First Quarter:** UC—Bowie 25-yd interception return (Lovell kick), 11:32. UC—Goodman 21-yd pass from Davila (Lovell kick), 6:27.

**Second Quarter:** UC—Goodman 21 yd pass from Davila (Lovell kick), 14:30. UC—Lovell 37 yard field goal, 10:23. WMU—Simmons 76-yd pass from Biggers (Meyer kick), 9:45. WMU—Martin 30-yd pass from Cubit (Meyer kick), 5:35. WMU—Meyer 29 yard field goal, 0:08.

**Fourth Quarter:** WMU—West 7-yd run (Meyer kick), 10:53. UC— Lovell 33-yard field goal, 6:11.

**Rushing:** WMU: West 21-109, Thompson 6-24, Cubit 2-(-10). UC: Benton 10-62, Moore 10-57, Grutza 3-22, Glatthaar 4-14, Davila 7-(-29).

**Passing:** WMU: Cubit 23-43-2, 184, 1 TD; Martin 0-1-0, 0, 0 TD; Biggers 1-1-0, 76, 1 TD. UC: Davila 19-35-2, 214, 2 TD; Grutza 1-2-0, 7, 0 TD.

**Receiving:** WMU: Simmons 13-172, Ledbetter 5-38, Martin 4-43, Maragos 1-5, West 1-2. UC: Goodman 7-109, Celek 4-21, Poland 3-17, Benton 2-26, Moore 2-20, Martin 1-19, Stewart 1-9.

**2004 FORT WORTH BOWL**

Cincinnati 32, Marshall 14  
Dec. 23, 2004 • Fort Worth, Texas

Cincinnati's seniors capped their careers with a dominating performance in a 32-14 win over Marshall in the Fort Worth Bowl.

Linebacker Tyjuan Hagler started things by blocking a punt one minute into the game, which was returned by Antwan Giddens for a touchdown. Hagler forced a fumble to set up one of three Kevin Lovell field goals, recorded a sack and had a team-high seven tackles to earn a spot on Football News' all-bowl team.

Trent Cole and Andre Frazier each recorded sacks while leading the defensive pursuit from their end positions. Cole also blocked a punt for a safety. UC's defense held the Thundering Herd to 134 total yards, minus-3 yards rushing.

Gino Guidugli capped his stellar career with his guttiest performance. Playing with a broken hand, Guidugli completed 24-of-36 passes for 231 yards and staked the Bearcats to their lead with a pair of second-quarter TD tosses. Guidugli was to be limited to shotgun snaps, but with the running game sputtering, he moved under center in the second quarter, a move which energized the offense. UC gained 168 yards on the ground, 62 by Richard Hall who capped his senior season with 1,000 yards. Hannibal Thomas caught nine passes for 102 yards to top the 1,000-yard mark in receiving.

Marshall	14	0	0	0	—	14
Cincinnati	10	14	0	8	—	32

**First Quarter:** UC - Giddens 9-yd return of blocked punt (Lovell kick), 14:00. UC - Lovell, 23-yard field goal, 6:23. MAR - Josh Davis 14-yd pass from Hill (O'Connor kick), 5:17. MAR - Smith 32-yd interception return (O'Connor kick), 0:16

**Second Quarter:** UC - Celek 15-yd pass from Guidugli (Lovell kick), 4:31 UC - Jackson 8-yd pass from Guidugli (Lovell kick), 0:18

**Fourth Quarter:** UC - Lovell 19-yard field goal, 10:50. UC - Safety, Trent Cole blocked Marshall's punt recovered in the end zone, 9:42. UC - Lovell 35-yard field goal, 4:59.

**Rushing:** Marshall: Charles 7-9; Hill 5-4; Bradshaw 6 (-5); Gochneaur 2-(-10); Team 1-(-1). UC: R. Hall 23-62; Glatthaar 10-48; Benton 7-33; Guidugli 3-12; Daniels 1-10; Carpenter 1-3.

**Passing:** Marshall: Hill 30-14-1, 137, 1; Gochneaur 2-0-0, 0. UC: Guidugli 36-24-1, 231, 2; Carey 1-0-1, 0; Murray 1-0-0, 0; Team 1-0-0.

**Receiving:** Marshall: Davis 5-67, 1; Bates 4-27; Spann 2-2; Deitel 1-30; Fitzgerald 1-10; Bradshaw 1-1. Cincinnati: Thomas 9-102; R. Hall 5-38; E. Jackson 4-24, 1; Celek 2-37, 1; Murray 2-20; Daniels 1-8; Poland 1-2.

**2002 NEW ORLEANS BOWL**

North Texas 24, Cincinnati 19  
Dec. 17, 2002 • New Orleans, La.

Kevin Galbreath rushed for 130 yards and a touchdown to earn MVP honors as North Texas defeated Cincinnati, 24-19.

After Cincinnati took an early 7-0 lead on a six-yard pass from Gino Guidugli to Tye Keith, North Texas ran off 24 straight points to build a 24-7 advantage.

Patrick Cobbs put the Mean Green ahead for good, 10-7, when he broke free for a 27-yard TD run with 10:53 left in the half. UNT extended the lead to 17-3 at the intermission when Jeremy Pearl returned a Guidugli interception 20 yards for a TD.

The Bearcats rallied as Jonathan Ruffin connected on field goals of 29 and 33 yards, the second allowing him to break his own school record with 13 straight field goals made. Franklin Callicott pulled UC to within 24-19 when he stripped Cobbs of the ball in the backfield and raced 43 yards for a touchdown with 5:15 left.

Cincinnati would not get the chance to come any closer as North Texas used a time-consuming ground game to key an 11-play drive to run out the clock.

DeMarco McCleskey rushed 23 times for 85 yards to set the UC season rushing record with 1,361 yards. Jon Olinger's four catches for 107 yards raising his season receiving total to 1,114 yards, allowed the senior to break Jim O'Brien's 34-year old record of 1,107 receiving yards.

Cincinnati	7	0	6	6	—	19
North Texas	3	14	7	0	—	24

**First Quarter:** UC - Keith 6-yd pass from Guidugli (Ruffin kick), 8:36. UNT - FG Bazaldua 30-yds. 0:58.

**Second Quarter:** UNT - Cobbs 27-yd run (Bazaldua kick), 10:53. UNT - Pearl 20-yd interception return (Bazaldua kick), 2:46.

**Third Quarter:** UNT - Galbreath 35-yd run (Bazaldua kick). UC - FG Ruffin 29-yds, 9:27; UC - FG Ruffin 33-yds, 5:02.

**Fourth Quarter:** UC - Callicott 43-yd fumble return (pass failed).

**Rushing:** UC: McCleskey 23-85; Hall 2-7; B. Vann 1-1; Guidugli 3-(-8). UNT: Galbreath 28-130, 1; Cobs 4-29, 1; Hickmon 3-22; Smith 5-8; Branch 2-4; Howard 1-(-1).

**Passing:** UC: Guidugli 34-19-5, 224, 1. UNT: Smith 22-9-1, 126, 0.

**Receiving:** UC: Olinger 4-107; Keith 4-44, 1; Hart 3-21; Hall 30-20; McCleskey 3-16; B. Vann 1-16; L. Vann 1-0. UNT: Howard 5-78; Branch 3-27; Marshall 1-21.



## SUMMER ROSTER

**2001 MOTOR CITY BOWL**

Toledo 23, Cincinnati 16

Dec. 29, 2001 • Pontiac, Mich.

**C**hester Taylor rushed for a bowl-record 190 yards, including a game-winning 24-yard touchdown with 3:23 left to lead Toledo to a 23-16 win over Cincinnati in the Motor City Bowl.

Cincinnati had a chance to tie the game in the closing moments but could not score following a first down at the 11 yard line.

Tavares Bolden was 14-for-28 for 135 yards and ran for 99 yards, which helped the Rockets set a Motor City Bowl-record with 322 yards rushing. Toledo held Cincinnati to just 13 yards on the ground, also a record in the five-year history of the bowl.

Taylor's 24-yard touchdown capped an 80-yard drive, which he sparked with three carries for 52 yards. The third-team all-America selection had a bowl-record 31 carries.

After Todd France gave Toledo a 3-0 lead on a 28-yard field goal with 9:24 left in the first quarter, the Bearcats ran off 13 straight points to take a 13-3 halftime lead. Jonathan Ruffin sandwiched field goals from 29 and 46 yards, the latter coming as time expired in the first half, around a 28-yard Gino Guidugli touchdown pass to Tim Walker.

Toledo pulled even after three quarters as France connected on a 42-yard field goal and Tavares Bolden scored on a 28-yard run with 1:44 left in the third. Both teams put together long drives on the first two possessions of the fourth quarter but settled for field goals.

Guidugli was 29-for-46 for 283 yards and a touchdown. Tye Keith caught a bowl-record nine passes for 63 yards.

<b>Cincinnati</b>	0	13	0	3	—	16
<b>Toledo</b>	3	0	10	10	—	23

**First Quarter:** TOL - FG France 28-yds, 9:24.

**Second Quarter:** CIN - FG Ruffin 29-yds, 9:05. CIN - Walker 28-yd pass from Guidugli (Ruffin kick), 2:43. CIN - FG Ruffin 46-yds, 0:00.

**Third Quarter:** TOL - FG France 42-yds, 11:33. TOL - Bolden 28-yd run (France kick), 1:44.

**Fourth Quarter:** TOL - FG France 30-yds, 9:42. CIN - FG Ruffin 25-yds, 6:26. TOL - Taylor 24-yd run (France kick), 3:23.

**Rushing:** UC: McCleskey 11-18; Jackson 7-9; Guidugli 2-(-14). UT: Taylor 31-190, 1; Bolden 7-99, 1; McCray 12-36; Team 1-(-3).

**Passing:** UC: Guidugli 46-29-0, 283, 1. UT: Bolden 28-14-1, 135, 0.

**Receiving:** UC: Keith 9-63; Vann 8-78; Olinger 3-47; Jackson 3-38; McCleskey 2-18; Wize 2-7; Walker 1-28, 1; Holly 1-4. UT: Ford 5-73; McCray 3-14; Johnson 2-23; Greene 2-13; Holmes 1-15; Clarke 1-(-3).

**2000 MOTOR CITY BOWL**

Marshall 25, Cincinnati 14

Dec. 27, 2000 • New Orleans, La.

**B**yron Leftwich threw for one touchdown and rushed for another to help Marshall rally for 16 second-half points to defeat Cincinnati, 25-14, in the Motor City Bowl.

Cincinnati used a pair of DeMarco McCleskey touchdown runs to build a 14-9 halftime lead.

Marshall jumped on top, 7-0, when Leftwich connected with Darius Watts on a 77-yd catch and run. UC came right back, driving 67 yards in nine plays, culminating with McCleskey leaping over the pile to score from two yards out with 8:28 left to tie the game.

The Thundering Herd regained the lead with 2:35 left in the first quarter when Michael Owens tackled running back Ray Jackson in the endzone for a safety.

Antwan Peek recovered a Leftwich fumble at the Marshall 21 to set up McCleskey's second score, a two-yard run with 1:44 left in the half.

Marshall scored a pair of third quarter touchdowns, a one-yard run by Leftwich on its opening drive, and a Frank Wallace four-yard run with 7:24 left.

The Cincinnati offense, which ran up 181 yards of total offense in the first half, struggled after intermission, failing to score on any of its six possessions.

Leftwich paced the Thundering Herd, completing 17-of-30 passes for 221 yards while UC's Deontey Kenner connected on 19-of-39 passes for 189 yards and a pair of interceptions.

<b>Cincinnati</b>	7	7	0	0	—	14
<b>Marshall</b>	9	0	13	3	—	25

**First Quarter:** MAR - Watts 77-yd pass from Leftwich (Jenkins kick), 12:48. CIN- McCleskey 2-yd run (Ruffin kick), 8:28. MAR- Safety, running back tackled in endzone, 2:35.

**Second Quarter:** CIN - McCleskey 2-yd run (Ruffin kick), 10:44.

**Third Quarter:** MAR- Leftwich 1-yd run (Leftwich Pass failed), 12:01. MAR- Wallace 4-yd run (Jenkins kick), 7:24.

**Fourth Quarter:** MAR - FG Jenkins 25-yds, 0:43.

**Rushing:** UC: McCleskey 20-72, 2; Jackson 14-61; Garden 1-8; Vann 1-6; Team 1-(-24); Kenner 5-(-27). MU: Wallace 20-78, 1; Leftwich 9-21, 1; Carey 1-2.

**Passing:** UC: Kenner 39-19-2, 189, 0. MU: Leftwich 30-17-1, 221, 1.

**Receiving:** UC: Collins-Baker 4-55; Vann 3-42; Chatman 3-42; Keith 3-20; Drewery 2-15; Deatherage 2-13; Jackson 2-2. MU: Foye 5-26; Wallace 4-26; Watts 3-90, 1; Poole 3-65; Washington 2-14.

**1997 HUMANITARIAN BOWL**

Cincinnati 35, Utah State 19

Dec. 21, 1997 • Boise, Idaho

**C**had Plummer threw for a touchdown and ran for another score and Cornelius Bonner caught two touchdown passes as Cincinnati defeated Utah State, 35-19, in the inaugural Humanitarian Bowl.

Deontey Kenner, who rotated at quarterback with Plummer, completed 10-of-16 passes for 124 yards and one touchdown for Cincinnati, which had not played in the postseason since the 1951 Sun Bowl.

Plummer, voted the game's Most Valuable Player, completed 5-of-10 passes for 61 yards while rushing 15 times for 53 yards.

Bonner, who had 48 yards on four receptions, caught touchdown passes of 14-yards each from Plummer and Kenner as the Bearcats raced to a 21-0 halftime lead.

The Bearcats held a 265-76 advantage in rushing yards while holding the ball for more than 42 minutes.

Utah State's Steve Smith turned a five-yard pass from Matt Sauk into a spectacular 75-yard touchdown as he broke tackles and outran the secondary.

Melvin Blue's three-yard TD run capped an 80-yard drive in just 1:54, but the Aggies missed the extra point and trailed 35-13 with 29 seconds left in the third quarter.

<b>Cincinnati</b>	7	14	14	0	—	35
<b>Utah State</b>	0	0	13	6	—	19

**First Quarter:** CIN- Bonner 14-yd pass from Plummer (Judge kick), 4:03

**Second Quarter:** CIN- Bonner 14-yd pass from Kenner (Judge kick), 14:12. CIN- L. Smith 1-yd run (Judge kick), 8:30.

**Third Quarter:** CIN - Plummer 15-yd run (Judge kick), 8:39. USU - Smith 75-yd pass from Sauk (Bohn kick), 7:31. CIN- O. Smith 7-yd run (Judge kick), 2:28. USU - Blue 3-yd run (kick failed), 0:29.

**Fourth Quarter:** USU- Passey 10-yd fumble return (Pass failed), 14:18.

**Rushing:** UC: O. Smith 15-78, 1; Plummer 15-53, 1; Cooper 17-47; L. Smith 7-32, 1; Royal 9-24; Isom 1-1; Team 1-(-10). USU: Brown 12-56; Smith 2-11; Blue 2-6, 1; Sauk 4-(-10).

**Passing:** UC: Kenner 16-10-0, 124, 1; Plummer 9-5-0, 62, 1. USU: Sauk 30-12-3, 253, 1.

**Receiving:** UC: Bonner 4-48, 2; Collins-Baker 4-36; Plummer 4-64; Monroe 2-26; Royal 1-12. USU: Smith 4-136; Jenkins 4-80; Brown 3-29; Damuni 1-8.



**1951 SUN BOWL**

West Texas A&M 14, Cincinnati 13  
Jan. 1, 1951 • El Paso, Texas

A missed extra point in the second quarter proved to be the difference as West Texas A&M edged Cincinnati, 14-13, in the 16th annual Sun Bowl.

The Buffaloes took a 7-0 lead three minutes into the second quarter. Bill Cross capped off a 57-yard drive with a three-yard touchdown run.

Cincinnati used the passing game to come back. On a 68-yard scoring drive, quarterback Gene Rossi completed a 36-yard pass to Joe Benzinger and short passes to Dick Jarvis and Dan McKeever. When Dan McKeever was injured on a running play, he was replaced by his brother, Tom, who carried three straight plays, the last a three-yard touchdown.

Jim Kelly's extra-point attempt went wide right and proved to be important as the game progressed.

Cincinnati claimed its first lead, 13-7, when Rossi threw a 17-yard touchdown pass to Bob Stratton and Bill Shalonsky added the extra point.

West Texas A&M used a trick play on a fake punt to score the game-winning touchdown. Faced with a fourth and long, punter Frank Wise moved under center, took the snap and lateraled to the right to quarterback Gene Mayfield. Mayfield completed a pass to Cross at the UC 40 and Cross broke several tackles to finish the 62-yard touchdown pass. Roy Lee Dunn added the extra point to give West Texas A&M a 14-13 lead.

Cincinnati could not take advantage of its best scoring chance in the fourth when Shalonsky's 35-yard field goal attempt went wide right.

West Texas A&M drove 79-yards to the UC one but the Bearcat defense held on a fourth down play. With time running out, the Bearcats moved to the Buffaloes' 27 on a long pass to Kelly, but the game ended when Rossi was sacked on successive plays.

<b>Cincinnati</b>	0	6	7	0	—	13
<b>West Texas A&amp;M</b>	0	7	7	0	—	14

**Second Quarter:** WT- Bill Cross 4-yard run (Roy Lee Dunn Kick). UC- Tom McKeever 3-yard run (kick failed).

**Third Quarter:** UC- Bob Stratton 17-yard pass from Gene Rossi (Bill Shalonsky kick). WT- Cross 62-yard pass from Gene Mayfield (Dunn kick).

**Rushing:** UC: Stratton 8-59; T. McKeever 9-40, 1; D. McKeever 4-20; Anthony 4-14; Delaney 3-10; Rossi 9-(-37). WT: Wright 23-135; Cross 15-53; Mayfield 10-40; Wise 2-(-10).

**Passing:** UC: Rossi 29-14-3, 170, 1; Delaney 1-0-0, 0, 0. WT: Mayfield 14-5-3, 103, 1; Wise 1-1-0, 20, 0.

**Receiving:** UC: Kelly 5-89; Benzinger 1-34; Jarvis 3-21; Stratton 2-18, 1; Staub 1-9; D. McKeever 1-2, Anthony 1-(-3).

**1949 GLASS BOWL**

Cincinnati 33, Toledo 13  
Dec. 3, 1949 • Toledo, Ohio

Cincinnati used a strong defense and solid play on special teams to dominate Toledo, 33-13, in the fifth annual Glass Bowl.

After a scoreless first quarter the Bearcats recorded a safety when Jack Tracy trapped Rocket back Emerson Cole in the end zone. Following a Toledo fumble, UC's Bob Stratton scored the first of his two touchdowns on a 10-yard run. He later added a 29-yard TD early in the third quarter.

Gene Gibson showed his open-field running skills with a pair of touchdowns. He returned a punt 76-yards in the third quarter to give the Bearcats a 27-6 lead. On the next possession, Don Jansen intercepted a Toledo pass and pitched it to Gibson who returned it 80 yards for the score.

UC outgained Toledo, 330-286 on offense, but owned a lopsided advantage on special teams. The Bearcats returned punts, kickoffs and interceptions for 258 yards while the Rockets managed only 97 return yards.

<b>Cincinnati</b>	0	15	18	0	—	33
<b>Toledo</b>	0	6	0	7	—	13

**Second Quarter:** CIN - Safety, Jack Tracy tackled Emerson Cole in the end zone. CIN- Bob Stratton 10-yard run (George Schuster kick). CIN- Joe Hawk 21-yard pass from Tom O'Malley (kick failed). TOL- Cole 8-yard run (Don Martin kick failed).

**Third Quarter:** CIN- Stratton 29-yard run (kick failed). CIN - Gene Gibson 76-yard punt return (kick failed). CIN- Gibson 80-yard return of Don Jansen interception (kick failed).

**Fourth Quarter:** TOL- George Miley 2-yard run (Martin kick)

**Rushing:** UC: Bellamah 16-78; Benzinger 10-62; Stratton 6-51, 2; Sweeney 1-12; Brill 1-5; O'Malley 3-(-11). UT: Cole 17-76; Han 7-62; Miley 13-53; Pete 1-6; Hays 3-1; Johnson 5-(-11).

**Passing:** UC: O'Malley 20-7-1, 133, 1; Gibson 1-0-0, 0, 0. UT: Johnson 11-3-1, 38, 0; Pete 3-2-1, 51, 0; Miley 1-1-0, 10, 0.

**Receiving:** UC: Kelly 3-53; Staub 2-48; Hawk 1-21, 1; Stratton 1-11. UT: Han 4-79; Laude 1-17; Hays 1-3.

**1947 SUN BOWL**

Cincinnati 18, Virginia Tech 6  
Jan. 1, 1947 • El Paso, Texas

The Bearcats played in their first-ever bowl game in school history, earning an 18-6 victory over Virginia Tech in the 12th annual Sun Bowl.

Both teams struggled offensively in the first half, due largely in part to the three inches of snow that fell in El Paso the day before the game.

The Bearcat offense dominated play in the second half. UC out-rushed the Gobblers, 369 to 34 for the game, scoring all three touchdowns on the ground.

After a scoreless first half, Cincinnati took the second half kickoff and drove 75 yards for the game's first score, a 13-yard run by sophomore Harold Johnson. After holding Virginia Tech to just three plays on offense in the next possession, the Bearcats regained possession and drove 52 yards for the second score, taking a 12-0 lead on junior fullback Hugo Sabato's one-yard run.

Virginia Tech cut the lead to 12-6 early in the fourth quarter when Ralph Beard capped off a 55-yard drive with a three-yard touchdown run.

Johnson emerged as the defensive leader for the Bearcats, intercepting a pass in the end zone late in the third quarter to stop a potential game-tying drive.

With time running out, Tech drove into Cincinnati territory, before Johnson made his second interception, returning it deep into Gobbler territory. Three plays later, Don McMillan scored on a quarterback sneak from three yards to provide the final margin.

Cincinnati finished the season with a 9-2 record, including wins over defending Big Nine champions Indiana and Michigan State.

<b>Cincinnati</b>	0	0	12	6	—	18
<b>Virginia Tech</b>	0	0	0	6	—	6

**Third Quarter:** CIN- Harold Johnson 13-yard run (kick failed). CIN - Hugo Sabato 1-yard run (kick failed).

**Fourth Quarter:** VT- Ralph Beard 3-yard run (kick failed). CIN- Don McMillan 3-yard run (kick failed)





## BOWL GAME RECORDS

## SCORING

## Points

12	Bob Stratton.....	1949
12	Gene Gibson .....	1949
12	Cornelius Bonner.....	1997
12	DeMarco McCleskey .....	2000
12	Kevin Lovell .....	2004
12	Dominick Goodman (PJB) .....	2007
12	Dominick Goodman (INT) .....	2007

## Touchdowns

2	Bob Stratton.....	1949
2	Gene Gibson .....	1949
2	Cornelius Bonner.....	1997
2	DeMarco McCleskey .....	2000
2	Dominick Goodman (PJB) .....	2007
2	Dominick Goodman (INT) .....	2007

## Points (Career)

24	Dominick Goodman .....	2005-09
----	------------------------	---------

## TDs (Career)

4	Dominick Goodman .....	2005-09
---	------------------------	---------

## Kick Points

12	Tony Miliano .....	2012
12	Kevin Lovell .....	2004

## Kick Points (Career)

21	Kevin Lovell .....	2004-07
----	--------------------	---------

## Extra Points Made

6	Tony Miliano .....	2012
---	--------------------	------

## Extra Points Att.

6	Tony Miliano .....	2012
---	--------------------	------

## Field Goals Made

3	Jonathan Ruffin .....	2001
3	Kevin Lovell .....	2004

## Field Goals Attempted

3	Jonathan Ruffin .....	2001
3	Kevin Lovell .....	2004
3	Tony Miliano .....	2011

## Field Goals Made (Career)

5	Jonathan Ruffin .....	2000-02
5	Kevin Lovell .....	2004-07

## Field Goals Attempted (Career)

5	Jonathan Ruffin .....	2000-02
5	Kevin Lovell .....	2004-07
5	Tony Miliano .....	2011-12

## RUSHING

## Rushing Attempts

28	Isaiah Pead.....	2011
----	------------------	------

## Rushing Yards

149	Isaiah Pead.....	2011
-----	------------------	------

## Rushing Touchdowns

2	Bob Stratton.....	1949
2	DeMarco McCleskey .....	2000



## Longest Rush

69	George Winn.....	2011
----	------------------	------

## Rushing Attempts (Career)

54	DeMarco McCleskey .....	2000-02
----	-------------------------	---------

## Rushing Yards (Career)

207	Isaiah Pead.....	2011
-----	------------------	------

## Rushing Touchdowns (Career)

3	Bob Stratton.....	1949-51
---	-------------------	---------

## PASSING

## Passing Attempts

52	Ben Mauk (PJB).....	2007
----	---------------------	------

## Passing Completions

30	Ben Mauk (PJB).....	2007
----	---------------------	------

## Passing Yards

334	Ben Mauk (PJB).....	2007
-----	---------------------	------

## Passing Touchdowns

4	Ben Mauk (PJB).....	2007
4	Brendon Kay.....	2012

## Passing Interceptions

5	Gino Guidugli.....	2002
---	--------------------	------

## Longest Pass

83	Brendon Kay to Travis Kelce.....	2012
----	----------------------------------	------

## Passing Attempts (Career)

116	Gino Guidugli.....	2001-02-04
-----	--------------------	------------

## Passing Completions (Career)

72	Gino Guidugli.....	2001-02-04
----	--------------------	------------

## Passing Yards (Career)

738	Gino Guidugli.....	2001-02-04
-----	--------------------	------------

## TOTAL OFFENSE

## Most Plays

64	Ben Mauk .....	2007
----	----------------	------

## Most Yards

375	Ben Mauk .....	2007
-----	----------------	------

## Plays (Career)

124	Gino Guidugli.....	2001-02-04
-----	--------------------	------------

## Yards (Career)

728	Gino Guidugli.....	2001-02-04
-----	--------------------	------------

## RECEIVING

## Receptions

9	Tye Keith .....	2001
9	Hannibal Thomas.....	2004

## Receiving Yards

158	Mardy Gilyard .....	2009
-----	---------------------	------

## Receiving Touchdowns

2	Cornelius Bonner.....	1997
2	Dominick Goodman (PJB) .....	2007
2	Dominick Goodman (INT) .....	2007

## Receptions (Career)

20	Dominick Goodman .....	2005-09
----	------------------------	---------

## Receiving Yards (Career)

255	Dominick Goodman .....	2005-09
-----	------------------------	---------

## ALL-PURPOSE YARDS

## Most All-Purpose Yards (Career)

572	Mardy Gilyard .....	2007-10
-----	---------------------	---------

## Most All-Purpose Yards

255	Mardy Gilyard .....	2009
(158 receiving, 97 kickoff return)		



**PUNT RETURNS***Most Returns*

4 Tinker Keck .....1997

*Punt Return Yards*

147 Gene Gibson .....1949

*Punt Return Best Average (minimum 3 returns)*

49.0 Gene Gibson .....1949

**KICKOFF RETURNS***Most Returns*

8 Mardy Gilyard ..... 2010

*Return Yards*

207 Mardy Gilyard ..... 2010

*Kickoff Returns Best Average*

25.9 Mardy Gilyard ..... 2010

*Longest Kickoff Return*

90 Ralph David Abernathy IV (90 Yds) ..... 2011

*Kickoff Return For A Touchdown*

1 Ralph David Abernathy IV (90 Yds) ..... 2011

**PUNTING***Punts*

7 Adam Wulfeck ..... 2001

7 Pat O'Donnell ..... 2011

*Punting Yards*

344 Adam Wulfeck ..... 2001

*Punting Average*

50.5 Kevin Huber .....2007

*Long Punt*

61 Pat O'Donnell ..... 2011

*Most Punts (Career)*

12 Adam Wulfeck .....2000-01

*Most Punting Yards (Career)*

493 Adam Wulfeck .....2000-01

*Punting Average (Career)*

41.1 Adam Wulfeck .....2000-01

**DEFENSE***Total Tackles*

15 Greg Blair .....2012

*Solo Tackles*

10 Terrill Byrd .....2009

*Assisted Tackles*

9 Doug Monaghan ..... 2001

9 Jason Hunt ..... 2001

9 Greg Blair .....2012

*Tackles For Loss*

4 Terrill Byrd .....2009

*Tackles For Loss Yardage*

20 Derrick Ransom .....1997

*Quarterback Sacks*

2 Alex Daniels ..... 2010

2 Terrill Byrd ..... 2007 (PJB)

*Quarterback Sack Yardage*

13 Derrick Ransom .....1997

*Interceptions*

3 DeAngelo Smith ..... 2007 (PJB)

*Interception Return Yards*

88 Gene Gibson .....1949

*Longest Interception Return*

80 Gene Gibson .....1949

*Interception Touchdowns*

1 Nick Temple

1 Gene Gibson .....1949

1 John Bowie ..... 2007 (INT)

*Passes Defended*

6 Brad Jackson .....1997

*Fumble Recoveries*

1 eight times

*Fumbles Forced*

2 Franklin Callicott .....2002

**TEAM RECORDS***Total Offense*

Most Plays .....90 in 1997

Most Yards .....554 in 2012

Fewest Plays .....53 in 2012

Fewest Yards .....276 in 1951

First Downs, Total .....24 in 2000 and 2004

First Downs, Rushing .....13 in 2011

First Downs, Passing .....16 in 2007 (PJB)

First Downs, Penalty .....4 in 2000

*Rushing*

Most Attempts .....65 in 1997

Most Yards .....369 in 1947

Most Touchdowns .....3 in 1947 &amp; 1997

Fewest Attempts .....20 in 2001

Fewest Yards .....13 in 2001

Fewest Touchdowns .....0 in 2001, 2002, 2007, 2009

*Passing*

Most Attempts .....52 in 2007 (PJB)

Most Completions .....30 in 2007 (PJB)

Most Yards .....334 in 2007 (PJB)

Most Touchdowns .....4 in 2007 (PJB); 4 in 2012

Most Interceptions .....5 in 2002

Fewest Attempts .....18 in 1947

Fewest Completions .....5 in 1947

Fewest Yards .....80 in 2011

Fewest Interceptions .....0 in 1997, 2000, 2010 &amp; 2012

*Miscellaneous*

Most Points .....48 in 2012

Least Points .....7 in 2009

Touchdowns .....5 in 1949, 1997 &amp; 2012

Most Fumbles .....4 in 1949

Most Fumbles Lost .....4 in 1949

Most Penalties .....11 in 2000

Most Penalty Yards .....100 in 1947

Most Interceptions .....3 (four times, last in 2007) (PJB)

Most Int. Return Yards .....89 in 1949

Time of Possession .....42:17 in 1997

Third Down Conv. ....636 (14-of-22) in 1997

Fourth Down Conv. ....667 (2-of-3) in 2004

Bowl Attendance .....73,602 in 2009

PJB - Papajohn's.com Bowl; INT - International Bowl.





es  
is  
ri

CINCINNATI BEARCATS









# CINCINNATI FOOTBALL



## 2013 SCHEDULE

Aug. 31	<b>PURDUE</b>	Oct. 19	<b>UCONN *</b>
Sept. 7	@ Illinois	Oct. 30	at Memphis *
Sept. 14	<b>NW STATE</b>	Nov. 9	<b>SMU *</b>
Sept. 21	@ Miami (Ohio)	Nov. 16	at Rutgers *
Oct. 5	@ USF *	Nov. 23	at Houston *
Oct. 11	<b>TEMPLE *</b>	Dec. 5	<b>LOUISVILLE *</b>

Home Games In **BOLD CAPS**; \*-American Athletic Conference Game;

[gobearcats.com](http://gobearcats.com)