



HORNED FROGS™

Media Contact: Mark Cohen - TCU Associate AD/Strategic and Football Communications
Office: (817) 257-5394 • Cell: (817) 343-2017 • Email: m.cohen@tcu.edu • Twitter: @TCUCohen • GoFrogs.com

GAME 12

DETAILS

Date: Saturday, Nov. 30, 2024
Time: 6 p.m. EDT
Location: Cincinnati, Ohio
Venue: Nippert Stadium (38,007)
Series Record: Cincinnati leads 2-1
Last Meeting: Cincinnati won 21-10 (2004)
TV: ESPN+
Talent: TBD
Radio: KZPS 92.5 FM, SiriusXM 385, TuneIn
Talent: Brian Estridge, Landry Burdine, Elvis Gallegos
Spanish Radio: KWRD 100.7 FM, Varsity Network
Talent: Miguel Cruz, Rolando de Luna



TCU HORNED FROGS
2024 Record: 7-4 (Big 12: 5-3)
Rankings: NR

Head Coach: Sonny Dykes (Texas Tech '93)
TCU Record: 25-13 (3rd season)
Career Record: 96-76 (14th season)
Statistical Leaders:
Rushing: Cam Cook (434 yds., 3.8 ypc, 9 TD)
Passing: Josh Hoover (68.1 pct., 275-of-404, 23 TD, 9 Int., 3,485 yards, 316.8 ypg)
Receiving: Jack Bech (59 rec., 1,007 yds., 9 TD)
Defensive: Johnny Hodges (78 tackles, 4.5 TFL, 1 sack)
Namdi Obiazor (71 tackles, 6.5 TFL, 2.5 sacks)



CINCINNATI BEARCATS

2024 Record: 5-6 (Big 12: 3-5)
Rankings: NR

Head Coach: Scott Satterfield (Appalachian State '96)
Cincinnati Record: 8-15 (2nd Season)
Career Record: 84-63 (12th Season)
Statistical Leaders:
Rushing: Corey Kiner (1,043 yds., 5.8 ypc, 3 TD)
Passing: Brendan Sorsby (64.2 pct., 228-of-355, 18 TD, 6 Int., 2,653 yards, 241.2 ypg)
Receiving: Xzavier Henderson (56 rec., 692 yds., 4 TD)
Defensive: Jared Bartlett (59 tackles, 11.5 TFL, 7.5 sacks)
Antwan Peek Jr. (56 tackles, 1.0 TFL, 4 FF)

2024 TCU SCHEDULE

Day	Opponent	Time/Result
Aug. 30	at Stanford	W, 34-27
Sept. 7	LIU	W, 45-0
Sept. 14	UCF*	L, 34-35
Sept. 21	at SMU	L, 42-66
Sept. 28	at Kansas*	W, 38-27
Oct. 4	Houston*	L, 19-30
Oct. 19	at Utah*	W, 13-7
Oct. 26	Texas Tech*	W, 35-34
Nov. 2	at Baylor*	L, 34-37
Nov. 9	Oklahoma State*	W, 38-13
Nov. 23	Arizona*	W, 49-28
Nov. 30	at Cincinnati*	5 p.m.

*Big 12 Conference game
All times Central

2024 CINCINNATI SCHEDULE

Day	Opponent	Time/Result
Aug. 31	Towson	W, 38-20
Sept. 7	Pitt	L, 27-28
Sept. 14	at Miami (Ohio)	W, 27-16
Sept. 21	Houston*	W, 34-0
Sept. 28	at Texas Tech*	L, 41-44
Oct. 12	at UCF*	W, 19-13
Oct. 19	Arizona State*	W, 24-14
Oct. 26	at Colorado*	L, 23-34
Nov. 9	West Virginia*	L, 24-31
Nov. 16	at Iowa State*	L, 17-34
Nov. 23	at Kansas State*	L, 15-41
Nov. 30	TCU*	5 p.m.

*Big 12 Conference game
All times Central

ABOUT THE GAME

► Still alive for a spot in the Big 12 Championship Game, TCU closes the regular season Saturday with a 6 p.m. EST game at Cincinnati.
► At 5-3 in Big 12 play, the Horned Frogs need a victory over the Bearcats and losses by at least three of the four teams (Arizona State, BYU, Colorado, Iowa State) who are 6-2 to remain in contention for a spot in the Big 12 Championship Game.
► With 25- and 21-point wins over Oklahoma State and Arizona, respectively, the Horned Frogs have won two straight games and four of their last five.
► TCU and Cincinnati are playing for the first time since 2004 and just the fourth time overall. The previous three meetings (2002-04) took place when both schools were members of Conference USA.
► TCU has four players with at least 500 yards receiving (Jack Bech, 1,007; Eric McAlister, 639; JP Richardson, 630; Savion Williams, 596) for the first time since 2015.
► With 4 yards by Williams, TCU will have its first season in history with four 600-yard receivers.
► Bech (59), Williams (57) and Richardson (50) give TCU three players with at least 50 catches in the same season for the first time.
► The 20.1 receptions per game by TCU wide receivers lead the nation for Power Four Conference programs and rank second in the FBS (North Texas, 21.5).

HORNED FROGS TO WATCH

► Quarterback Josh Hoover ranks sixth nationally in passing yards (3,485) and tied for 13th in touchdown passes (23). He tops the Big 12 and is tied for fourth in the FBS with 52 completions of 20-plus yards.
► Hoover's 68.1 completion percentage is on pace to set a TCU season record, along with his passing yards.
► Hoover has thrown for at least two touchdowns in 12 of his 17 career starts while topping 300 yards in 11 games.
► Biletnikoff Award Semifinalist Jack Bech is just the fifth player in TCU history with a

1,000-yard season. He's at 1,007 and has nine touchdowns among his 59 receptions.

► Wide receiver Savion Williams has led TCU in rushing in four of the last five games, including a career-high 80 yards and two touchdowns in the 49-28 win over Arizona.
► Williams is the first Horned Frog with a rushing, receiving and passing touchdown in the same season since Kenny Hill in 2017.
► Eric McAlister leads the FBS with 92.9 percent (26-of-28) of his receptions resulting in a first down.
► McAlister is third in the nation in yards per catch at 22.8 which also ranks No. 1 in TCU history for a player with at least 20 receptions.

SERIES HISTORY

► Cincinnati holds a 2-1 series lead over TCU with all three previous meetings (2002-04) taking place when both schools were in Conference USA.
► The Bearcats won the last game, 21-10, at Nippert Stadium in 2004. Cincinnati took a 36-29 overtime decision in 2002 in the first meeting in the Queen City.
► TCU's lone victory in the series was a memorable 43-10 win in Fort Worth in 2003. The Horned Frogs improved to 10-0 for the first time since their national championship season of 1938 when they were led by Heisman Trophy winner Davey O'Brien. TCU was No. 6 in the BCS rankings. At the time, it was the highest appearance ever by a team from a non-BCS conference.

REMEMBER ME?

► TCU leading receiver Jack Bech and Cincinnati leading rusher Corey Kiner were teammates as true freshmen at LSU in 2021.

ALL IN

► With the preliminary settlement of the House v. NCAA class-action lawsuit, TCU Director of Intercollegiate Athletics Jeremiah Donati has announced that TCU will fully participate at the maximum level in the permissible revenue sharing plan with its student-athletes.

TCU FOOTBALL NOTABLES

2024 TCU HONOR ROLL

- ▶ **Shad Banks Jr., LB**
 - East-West Shrine Bowl Watch List
- ▶ **Jack Bech, WR**
 - Biletnikoff Award Semifinalist
 - Senior Bowl Midseason All-America Team
 - Earl Campbell Tyler Rose Award Honorable Mention Player of the Week, vs. Kansas
 - East-West Shrine Bowl Texas Star of the Week vs. UCF
- ▶ **JaTravis Broughton, CB**
 - East-West Shrine Bowl Watch List
- ▶ **Abe Camara, S**
 - Reese's Senior Bowl Watch List
- ▶ **Bud Clark, S**
 - Reese's Senior Bowl Watch List
 - East-West Shrine Bowl Watch List
- ▶ **Drake Dabney, TE**
 - John Mackey Award Watch List
 - Earl Campbell Tyler Rose Award Watch List
 - East-West Shrine Bowl Watch List
- ▶ **Devean Deal, Edge**
 - East-West Shrine Bowl Watch List
- ▶ **Kaleb Elarms-Orr, LB**
 - East-West Shrine Bowl Watch List
- ▶ **Major Everhart, WR**
 - Paul Hornung Award Watch List
- ▶ **Caleb Fox, DL**
 - East-West Shrine Bowl Watch List
- ▶ **Avery Helm, CB**
 - East-West Shrine Bowl Watch List
- ▶ **Johnny Hodges, LB**
 - Lott IMPACT Trophy Watch List
 - Comeback Player of the Year Watch List
 - East-West Shrine Bowl Watch List
- ▶ **Josh Hoover, QB**
 - Davey O'Brien QB Class of 2024
 - Manning Award Star of the Week, vs. Texas Tech
 - Davey O'Brien Award Midseason Watch List
 - Manning Award Star of the Week, vs. Stanford
 - Earl Campbell Tyler Rose Award Watch List
- ▶ **LaMareon James, CB**
 - East-West Shrine Bowl Watch List
- ▶ **Brent Maticcik, SN**
 - Patrick Mannelly Award Watch List
- ▶ **Eric McAlister, WR**
 - Biletnikoff Award Watch List
 - East-West Shrine Bowl Watch List
- ▶ **Cooper McDonald, Edge**
 - East-West Shrine Bowl Watch List

- ▶ **Namdi Obiazor, LB**
 - Bednarik Award Watch List
 - Butkus Award Watch List
 - Reese's Senior Bowl Watch List
 - East-West Shrine Bowl Watch List
- ▶ **Jaise Oliver, S**
 - Semifinalist, William V. Campbell Trophy
 - Reese's Senior Bowl Watch List
- ▶ **NaNa Osafo-Mensah, Edge**
 - Jason Witten Collegiate Man of the Year Award Watch List
 - Allstate Wuerffel Trophy Watch List
 - Nominee, Allstate AFCA Good Works Team
- ▶ **JP Richardson, WR**
 - Jet Award Midseason Watch List
 - Big 12 Special Teams Player of the Week, vs. Kansas
 - East-West Shrine Bowl Watch List
- ▶ **Trey Sanders, RB**
 - East-West Shrine Bowl Watch List
- ▶ **Savion Williams, WR**
 - Earl Campbell Tyler Rose Award Honorable Mention Player of the Week, vs. Arizona
 - Reese's Senior Bowl Offensive Stock Up Player of the Week, vs. Texas Tech
 - Earl Campbell Tyler Rose Award Honorable Mention Player of the Week, vs. Texas Tech
 - East-West Shrine Bowl Texas Star of the Week vs. UCF
 - Earl Campbell Tyler Rose Award Watch List
 - Reese's Senior Bowl Watch List
 - Bruce Feldman's College Football Freaks List
- ▶ **Dylan Wright, WR**
 - East-West Shrine Bowl Watch List

WILLIAMS REPEATS ON FREAKS LIST

- ▶ For the second straight season, TCU wide receiver Savion Williams was selected to Bruce Feldman's College Football Freaks list.
- ▶ Williams appears at No. 47, up nine spots from last year.
- ▶ Feldman is the National College Football Insider for The Athletic and a FOX College Football reporter. He annually produces the list to spotlight players with freakish athleticism.
- ▶ The 6-foot-5, 225-pound Williams has a 600 back squat, 355 bench press, 350 power clean and 22.5 miles per hour max speed with GPS tracking. A former high school quarterback, Williams can throw a football 80 yards.
- ▶ Williams is second on TCU in receptions (57), touchdown catches (six) and rushing (312 yards). He has led the Horned Frogs in rushing in four of the last five games, including a career-high 80 yards and two touchdowns in the 49-28 victory over Arizona. He also threw a fourth-down touchdown pass at Baylor.

BY THE NUMBERS

- 2
National championships won by TCU (1935 and 1938).
- 3
Assistant coaches (Paul Gonzales, Malcolm Kelly, Doug Meacham) retained by Head Coach Sonny Dykes when he took over at TCU.
- 8
TCU is one of just eight programs nationally to have played in all six current College Football Playoff bowl games. The others are Alabama, Florida State, Miami (Fla.), Ohio State, Oklahoma, Penn State and Tennessee.

- 10
National Coach of the Year awards won by Sonny Dykes in 2022.
- 26
Horned Frogs with their degree already in hand.

- 128
Years TCU has been playing football.
- 1873
Year TCU was founded as AddRan Male and Female College in Thorp Spring, Texas.
- 1896
Year TCU played its first football game, an 8-6 win over Toby's Business College.

- \$500,000,000
Near amount in donor-funded athletics facilities upgrades since TCU began Big 12 play in 2012.

TCU FOOTBALL NOTABLES

MEET THE BOSS

- ▶ Sonny Dykes is in his third season as head coach of the Horned Frogs and fourth overall at TCU.
- ▶ Dykes won 10 National Coach of the Year awards in 2022 in addition to being the unanimous Big 12 Coach of the Year.
- ▶ The 51-45 win over Michigan in the 2022 College Football Playoff Semifinal at the Vrbo Fiesta Bowl made Dykes just the eighth head coach nationally to have a CFP victory. He also became the first head coach in TCU and Big 12 history to start 12-0 in his first season. He was just the fourth head coach nationally since 1996 to accomplish the feat.
- ▶ Dykes was an offensive analyst on the 2017 TCU team that posted an 11-3 record, played in the Big 12 Championship Game and finished the season with a No. 9 national ranking, its previous top-10 appearance before 2022.
- ▶ Dykes came to TCU from SMU where he spent four seasons (2018-21). He led the Mustangs to three consecutive winning records for the first time since the mid-80s and their first back-to-back victories over TCU since 1992-93.
- ▶ Dykes also served as head football coach at Cal (2013-16) and Louisiana Tech (2010-12).
- ▶ He is the son of legendary Texas Tech Head Football Coach Spike Dykes (1986-99).
- ▶ Sonny Dykes lettered two seasons in baseball at Texas Tech.

THE TRIO

- ▶ TCU has three former FBS head coaches on its staff.
- ▶ In addition to Defensive Coordinator Andy Avalos (Boise State) and Linebackers Coach Ken Wilson (Nevada), consultant Todd Graham (Rice, Tulsa, Pittsburgh, Arizona State, Hawaii) is working under Head Coach Sonny Dykes.
- ▶ Dana Holgorsen (West Virginia, Houston) was also a consultant this season, before becoming Nebraska's offensive coordinator.

THE ROSTER TURNOVER

- ▶ TCU has just 11 scholarship players remaining from its 2021 team, the year prior to Sonny Dykes arriving as head coach.

COMING SUMMER 2025

- ▶ TCU's \$52 million Athletics Human Performance Center Renovation and Expansion projects will be completed in July 2025.
- ▶ Funding for the projects was completely through private donations.
- ▶ All 22 sports in TCU's athletics program will utilize the facilities to focus on every aspect of their mental health and well-being, including strength, nutrition, wellness and restoration.
- ▶ The 20,000 square foot Mike and Brenda Harrison Football Performance Center will feature a dedicated space and the new Jamal Powell Weight Room for the football program, technology centers, conference rooms and a branded track. It will connect the Sam Baugh Indoor Practice Facility and the Morris Practice Fields.
- ▶ The Simpson Family Restoration and Wellness Center, a 10,000-square-foot facility, will have a spa-like ambience featuring a nutrition area, cryo lounge, hydro massage pods, sauna, red light therapy, social and individual recovery spaces and a hydrotherapy pool.
- ▶ The Simpson Family Restoration and Wellness Center will also make TCU the only school in the nation and just the third facility in the United States with a dedicated Snow Room. Holding 8-to-10 users, the Snow Room features sub-freezing temperatures with actual flurries to assist in the post-practice and workout recovery process. The flurries will be purple to match TCU's official school color.
- ▶ The focus of the Bob Lilly Performance Center renovation will be to update and modernize the 20,000 square foot training facility. It will also provide a studio for the women's triathlon program, a yoga/stretching room, expanded free weight and cardio space, expanded nutrition center and addition of an outdoor warm-up area.
- ▶ Also included in the project is a new entryway for guests into the program's facilities and the football headquarters.

TCU SUPPORT

- ▶ Since it began Big 12 play in 2012, TCU has had nearly \$500 million in donor-funded athletics facilities upgrades.

THE GIFT

- ▶ TCU Head Football Coach Sonny Dykes and his wife Kate have donated \$1 million to TCU Athletics.
- ▶ The Dykes' gift will be split between honoring former TCU offensive lineman Jamal Powell with his name in the weight room in the new Mike and Brenda Harrison Football Performance Center as well as recognizing Shirley Enis, late wife of TCU Trustee Hunter Enis, with an endowment in her name to support women's athletics at TCU.
- ▶ Powell was a three-year letterman (2000-02) for the Horned Frogs, earning First-Team All-Conference USA honors his senior year. He then began a collegiate coaching career with Dykes hiring Powell as his offensive line coach at SMU in 2018. They worked together for three years until Powell's passing in April 2021 at the age of 39.

COMEBACKS

- ▶ TCU has three come-from-behind wins from deficits of at least 17 points in Head Coach Sonny Dykes' three seasons:

Opponent	Deficit	Final Score
Oklahoma St. (2022)	17 (24-7)	W, 43-40 (2OT)
Kansas State (2022)	18 (28-10)	W, 38-28
Texas Tech (2024)	17 (31-14)	W, 35-34

TCU FOOTBALL NOTABLES

INSIDE THE GAME

	TCU	UC
Points Scored	381	289
Points Scored/Game	34.6	26.3
Opp. Points Scored	304	275
Opp. Points Scored/Game	27.6	25.0
First Downs	256	242
Opp. First Downs	227	208
3rd-Down Conversions Pct.	44.9	41.4
4th-Down Conversions Pct.	77.8	50.0
Rushing Attempts	335	387
Yards Rushing	1,247	1,996
Yards Rushing/Game	113.4	181.5
Opp. Rushing Attempts	423	382
Opp. Yards Rushing	1,759	1,828
Opp. Yards Rush/Game	159.9	166.2
Passes Attempted	419	360
Passes Completed	287	231
Completion Pct.	68.5	64.2
Yards Passing	3,599	2,678
Yards Passing/Game	327.2	243.5
Opp. Passes Attempted	342	313
Opp. Passes Completed	200	195
Opp. Completion Pct.	58.5	62.3
Opp. Yards Passing	2,152	2,461
Opp. Yards Pass/Game	195.6	223.7
Total Offensive Plays	754	747
Total Yards	4,846	4,674
Total Yards/Game	440.5	424.9
Avg. Yards/Play	6.4	6.3
Opp. Offensive Plays	765	695
Opp. Total Yards	3,911	4,289
Opp. Total Yards/Game	355.5	389.9
Opp. Avg. Yards/Play	5.1	6.2
Avg. Poss. Time/Game	28:22	31:44
Opp. Avg. Poss. Time/Game	31:38	28:16

WHERE TO FIND THEM

- **Field**
- Sonny Dykes - Head Coach
 - Andy Avalos - Defensive Coordinator
 - Kendal Briles - Off. Coordinator/QBs Coach
 - Paul Gonzales - Safeties Coach
 - Malcolm Kelly - Outside Receivers Coach
 - JaMarkus McFarland - Defensive Line Coach
 - Doug Meacham - Inside Receivers Coach
 - AJ Ricker - Co-OC/Offensive Line Coach
 - Jimmy Smith - Running Backs Coach
 - Ken Wilson - Linebackers Coach

THE GRADUATES

► Included below are TCU's 26 players who have already earned their college degree:

- Hakeem Ajijolaiya, DL (Houston)
- Cade Bennett, OL (San Diego State)
- James Brockermeyer, OL (Alabama)
- Marcel Brooks, Edge
- JaTravis Broughton, CB (Utah)
- Abe Camara, S
- Terrence Cooks, LB
- Chase Curtis, TE
- Drake Dabney, TE (Baylor)
- Franklin Estrada, RB
- Bless Harris, OL (Florida State)
- Avery Helm, CB
- Johnny Hodges, LB
- LaMareon James, CB (Old Dominion)
- Dominique Johnson, RB (Arkansas)
- Brent Maticcik, SN
- Cooper McDonald, Edge (San Diego State)
- Tymon Mitchell, DL
- Mike Nichols, OL
- Jaise Oliver, S (Tulsa)
- NaNa Osafo-Mensah, Edge (Notre Dame)
- DJ Rogers, TE
- Trey Sanders, RB (Alabama)
- Ken Seals, QB (Vanderbilt)
- Cam Smith, S (Memphis)
- Dylan Wright, WR (Minnesota)

► Oliver and Osafo-Mensah also have a master's degree from Tulsa and Notre Dame, respectively.



2024 STANDINGS

Team	Big 12	Overall
Arizona State	6-2	9-2
BYU	6-2	9-2
Iowa State	6-2	9-2
Colorado	6-2	8-3
Kansas State	5-3	8-3
Baylor	5-3	7-4
TCU	5-3	7-4
Texas Tech	5-3	7-4
West Virginia	5-3	6-5
Kansas	4-4	5-6
Cincinnati	3-5	5-6
Houston	3-5	4-7
Arizona	2-6	4-7
UCF	2-6	4-7
Utah	1-7	4-7
Oklahoma State	0-8	3-8

CHARTING TCU'S OPPONENTS

Opponent	Record	Next Game
Stanford	3-8	at San Jose State
LIU	4-8	Season Completed
UCF	4-7	Utah
SMU	10-1	Cal
Kansas	5-6	at Baylor
Houston	4-7	at BYU
Utah	4-7	at UCF
Texas Tech	7-4	West Virginia
Baylor	7-4	Kansas
Oklahoma State	3-8	at Colorado
Arizona	4-7	Arizona State
Cincinnati	5-6	TCU
Total	60-73 (.451)	

MAKING THE ROUNDS

► By joining the Big 12 in 2012, TCU played in its fifth league in an 18-year span. Below is a look at TCU's conference history:

Years	Conference
1909-22	Texas Intercollegiate Athletic Assoc.
1923-95	Southwest Conference
1996-00	Western Athletic Conference
2001-04	Conference USA
2005-11	Mountain West
2012-	Big 12 Conference

► TCU accepted an invitation to the Big East in October 2010, but never officially became a member of the conference before joining the Big 12.

HORNED FROG OFFENSIVE NOTES

CAREER STAT LEADERS

CAREER 100-YARD RUSHING GAMES

1. ___ Dominique Johnson* _____ 1

* at Arkansas

CAREER 200-YARD RECEIVING GAMES

1. ___ Jack Bech* _____ 1

* at TCU

CAREER 100-YARD RECEIVING GAMES

1. ___ Eric McAlister* _____ 5
2. ___ Jack Bech^ _____ 4
3. ___ JP Richardson^ _____ 4
4. ___ Savion Williams _____ 1

* 2 at TCU, 3 at Boise State

^ at TCU

CAREER RUSHING YARDS

1. ___ Dominique Johnson* _____ 848
2. ___ Trey Sanders^ _____ 750
3. ___ Cam Cook _____ 492
4. ___ Savion Williams _____ 374
5. ___ Jeremy Payne _____ 192

* 63 at TCU, 785 at Arkansas

^ 222 at TCU, 528 at Alabama

CAREER RUSHING TOUCHDOWNS

1. ___ Cam Cook _____ 9
2. ___ Dominique Johnson* _____ 9
3. ___ Trey Sanders^ _____ 9
4. ___ Josh Hoover _____ 6
5. ___ Savion Williams _____ 4

* 1 at TCU, 8 at Arkansas

^ 6 at TCU, 3 at Alabama

CAREER RECEPTIONS

1. ___ JP Richardson# _____ 168
2. ___ Savion Williams _____ 134
3. ___ Jack Bech@ _____ 130
4. ___ Eric McAlister* _____ 86
5. ___ Drake Dabney^ _____ 80
6. ___ JoJo Earle! _____ 47
7. ___ Dylan Wright\$ _____ 46
8. ___ Blake Nowell _____ 25
9. ___ Chase Curtis _____ 23
10. ___ Major Everhart _____ 21

96 at TCU, 72 at Oklahoma State

@ 71 at TCU, 59 at LSU

* 28 at TCU, 58 at Boise State

^ 15 at Baylor, 65 at Baylor

! 23 at TCU, 24 at Alabama

\$ 11 at TCU, 35 at Minnesota

CAREER RECEIVING YARDS

1. ___ Jack Bech@ _____ 1,842
2. ___ JP Richardson# _____ 1,837
3. ___ Eric McAlister* _____ 1,771
4. ___ Savion Williams _____ 1,640
5. ___ Drake Dabney^ _____ 987
6. ___ Dylan Wright\$ _____ 832
7. ___ JoJo Earle! _____ 579
8. ___ Blake Nowell _____ 309
9. ___ Chase Curtis _____ 246
10. ___ DJ Rogers _____ 203

@ 1,153 at TCU, 689 at LSU

1,166 at TCU, 671 at Oklahoma State

* 639 at TCU, 1,132 at Boise State

^ 114 at TCU, 873 at Baylor

! 187 at TCU, 645 at Minnesota

\$ 276 at TCU, 303 at Alabama

CAREER TOUCHDOWN RECEPTIONS

1. ___ Savion Williams _____ 14
2. ___ Jack Bech@ _____ 13
3. ___ Eric McAlister* _____ 13
4. ___ JP Richardson# _____ 10
5. ___ Drake Dabney^ _____ 8
6. ___ JoJo Earle! _____ 5
7. ___ Dylan Wright\$ _____ 5
8. ___ Jordyn Bailey _____ 3
9. ___ Chase Curtis _____ 2
10. ___ Blake Nowell _____ 2
11. ___ DJ Rogers _____ 2

@ 9 at TCU, 4 at LSU

* 4 at TCU, 9 at Boise State

4 at TCU, 6 at Oklahoma State

^ at Baylor

! 3 at TCU, 2 at Alabama

\$ 2 at TCU, 3 at Minnesota

IN CHARGE

► Associate Head Coach/Offensive Coordinator Kendal Briles is in his second season at TCU after serving the previous three at Arkansas. TCU is his sixth school as an offensive coordinator.

► In 21 of 23 games since he arrived in Fort Worth, TCU's offense has totaled more yards than its opponent was allowing entering the contest.

THE STREAKS

► TCU has recorded at least 10 passing first downs in 23 straight games, the second-longest active streak in the FBS (LSU, 27).

► At Utah, Josh Hoover had his nation's-best streak of nine consecutive games with at least 20 completions and two touchdown passes snapped. It was the longest by a Big 12 quarterback since Oklahoma State's Brandon Weeden (2010-11).

MOVING THE STICKS

► In each of its last two games, TCU has had five straight touchdown drives. It's only the sixth and seventh such occurrences in the last four seasons by a Big 12 team against a conference opponent.

► Dating back to the Nov. 9 game at Baylor, the Horned Frogs had a streak of 18 consecutive series without a 3-and-out. It was snapped on the fourth series against Arizona.

► TCU is third nationally in fourth-down conversion percentage at 77.8 (14-of-18).

► The Horned Frogs are 29th in the FBS on third down (44.9 percent, 62-of-138).

IT'S A RUSH

► TCU's six rushing touchdowns against Arizona were one shy of the school record of seven, set on six occasions. It also ties for sixth-most in a game by an FBS team this season.

► The Horned Frogs have 10 rushing touchdowns in their last two contests after totaling 14 in the opening nine games.

MAKING HIS MARK

► Quarterback Josh Hoover ranks among the NCAA leaders in several categories:

Category	Number	FBS Rank
Passing Yards	3,485	6th
Passing Yards PG	316.8	6th
Completions PG	25.0	6th
Total Offense PG	314.6	8th
Passing TDs	23	T-13th

► Hoover is second in the Big 12 in passing yards, trailing Colorado's Shedeur Sanders by just three yards (3,488).

► Hoover has at least two touchdown passes in 12 of 17 career starts. During that span, Hoover has six games with three or more touchdowns and three contests of four scoring tosses.

MR. 300

► Josh Hoover has passed for at least 300 yards in 11 of 17 career starts.

THE 400 CLUB

► Josh Hoover passed for 402 yards against UCF, topping the 400 mark for the third time in his first nine career starts. All three of his 400-yard efforts have been at home. He just missed the 400 mark at SMU by throwing for 396 yards.

► With 412 yards against Baylor last season, Hoover became the second Power 5 quarterback (C.J. Stroud, Ohio State) since 2019 to pass for at least 400 yards in two of his opening five starts.

► In last season's 44-11 win over BYU, Hoover became the first Power Five quarterback with 400 yards passing and four touchdowns in his first career start since Anthony Gordon for Washington State against New Mexico State in 2019.

ON PACE

► Josh Hoover is chasing TCU season records in several major categories:

Name	Completion Pct.
Josh Hoover, 2024	68.1 (275-of-404)
Kenny Hill, 2017	67.3 (269-of-400)
Casey Pachall, 2011	66.5 (228-of-343)
Andy Dalton, 2010	66.1 (209-of-316)

Name	Yards Passing
Trevone Boykin*, 2014	3,901
Max Duggan^, 2022	3,698
Trevone Boykin#, 2015	3,575
Josh Hoover, 2024	3,485

*Finished 4th in Heisman Trophy voting

^Heisman Trophy runner-up

#Tied for 9th in Heisman balloting

► Hoover is already sixth on TCU's career passing yards list with 5,693. No. 5 is Kenny Hill with 6,360 (2016-17).

Name	TD Passes
Trevone Boykin, 2014	33
Max Duggan, 2022	32
Trevone Boykin, 2015	31
Andy Dalton, 2010	27
Casey Pachall, 2011	25
Max Knake, 1994	24
Josh Hoover, 2024	23
Kenny Hill, 2017	23
Andy Dalton, 2009	23
Davey O'Brien, 1938	19
Sam Baugh, 1935	18

► TCU's top four in season touchdown passes all finished in the top 10 in Heisman Trophy voting.

► Hoover projects to 4,090 yards of total offense which would rank fourth for a season at TCU.

STUDS

► The 20.1 receptions per game by TCU wide receivers lead the nation for Power Four Conference programs and rank second in the FBS (North Texas, 21.5).

► TCU wide receivers have caught 13 touchdown passes in the red zone, tying Ohio State and USC for fourth nationally. Indiana and North Texas lead with 15, while Texas is third at 14.

HORNED FROG OFFENSIVE NOTES

THE FAB FOUR

► TCU has four players with at least 500 yards receiving for the first time since 2015:

Name	Receiving Yards
Jack Bech	1,007
Eric McAlister	639
JP Richardson	630
Savion Williams	596

► In 2015, the quartet was Josh Doctson (1,327), KaVontae Turpin (649), Kolby Listenbee (597) and Shaun Nixon (501).

► With 4 yards by Savion Williams, TCU will have its first season in program history with four 600-yard receivers.

CHASING RECORDS

► Biletnikoff Award Semifinalist Jack Bech is just the fifth player in TCU history to record a 1,000-yard receiving season as he makes his mark on the TCU record book:

Name	Receiving Yards
Josh Doctson, 2015	1,327
Quentin Johnston, 2022	1,069
Jalen Reagor, 2018	1,061
Josh Doctson, 2014	1,018
Reggie Harrell, 2003	1,012
Jack Bech, 2024	1,007

► Doctson, Johnston and Reagor were NFL first-round draft picks.

Name	TD Catches
Josh Doctson, 2015	14
Josh Doctson, 2014	11
Jeremy Kerley, 2010	10
Mike Renfro, 1977	10
Jack Bech, 2024	9
Jalen Reagor, 2018	9
Josh Boyce, 2011	9

Name	Receptions
Josh Doctson, 2015	79
Jalen Reagor, 2018	72
Josh Boyce, 2012	66
Josh Doctson, 2014	65
Kelly Blackwell, 1991	64
Kelly Blackwell, 1990	64
Josh Boyce, 2011	61
Cory Rodgers, 2004	61
Quentin Johnston, 2022	60
Jack Bech, 2024	59
Jimmy Young, 2008	59
Stephen Shipley, 1990	59

CAREER DAYS

► Bech had a career-high 10 catches for 131 yards and two touchdowns at Kansas.

► Bech totaled a career-best 200 yards receiving, including a 50-yard touchdown, on nine receptions versus UCF.

► Bech became the first Horned Frog with 200 yards receiving since Quentin Johnston had 206 at Kansas in 2022. The 200 yards rank ninth for a game in TCU history and are sixth-most by a Power Four Conference player this season.

THE VERSATILE ONE

► Savion Williams is the first Horned Frog with a receiving, rushing and passing touchdown in the same season since Kenny Hill in 2017.

► Williams has had a receiving and rushing touchdown in two of the last four games.

► Williams, a high school quarterback, had his first career touchdown pass with a 6-yard completion to Jack Bech on a 4th-and-2 at Baylor. It gave TCU a 27-20 lead with 23 seconds left in the third quarter.

► Williams has led TCU in rushing in four of the last five games, more than quadrupling his career total before that stretch:

Opponent	No.	Yds.	Avg.	TD	LG
First 46 Games	14	74	5.3	0	14
Last 5 Games	40	300	7.5	4	35
Utah	7	72	10.3	0	25
Texas Tech	11	72	6.5	1	35
Baylor	8	57	7.1	0	22
Oklahoma State	5	19	3.8	1	16
Arizona	9	80	8.9	2	30

► Williams ran for a career-high 80 yards and two touchdowns versus Arizona. His second score was a 20-yard carry on a 4th-and-1 with 13 seconds left in the first half, giving TCU a 21-13 lead at the break.

► Arizona Head Coach Brent Brennan said of Williams, “Where did they find that guy?’ Oh my gosh, what a stud. He’s so powerful and so strong.”

► Williams had a 2-yard gain on a 4th-and-1 at the Utah 48 with 2:17 to play. The first down enabled TCU to run out the clock for the 13-7 win.

CAREER SEASON

► For the second straight season, Savion Williams has a personal-high in receptions that surpass his career total entering 2023:

Year	No.	Yds.	Avg.	TD	LG
2020-22	36	471	13.1	4	57
2023	41	573	14.0	4	42
2024	57	596	10.5	6	75

MR. 100

► TCU wide receiver JP Richardson has back-to-back 100-yard receiving games with 100 against Oklahoma State and a career-high tying 107 versus Arizona.

► Richardson has three 100-yard games in 2024.

BIG PLAY GUY

► Eric McAlister leads the nation with 92.9 percent (26-of-28) of his receptions resulting in a first down.

► McAlister is third in the nation in yards per catch at 22.8 which also ranks No. 1 in TCU history for a player with at least 20 receptions. Quentin Johnston is second at 22.1 in 2020.

► McAlister had an 84-yard touchdown catch with 5:10 to play for the go-ahead score in a 35-34 win over Texas Tech.

BY THE NUMBERS

5
Jack Bech is one of five players in TCU history to have a 1,000-yard receiving season.

9
Team-best rushing touchdowns by Cam Cook, including three in the last two games.

10
TCU’s rushing touchdowns the last two games, including six against Arizona.

38
Consecutive games with a reception for JP Richardson, tying for the seventh-longest streak in the nation.

52
Josh Hoover’s completions of 20+ yards which top the Big 12 and tie for fourth in the FBS.

77.8
TCU’s conversion percentage (14-of-18) on fourth down, ranking third nationally.

92.9
Percentage of Eric McAlister’s receptions (26-of-28) resulting in a first down, a mark that leads the nation.

1,400+
Consecutive balls off the jugs machine caught by Jack Bech without a drop one day this summer.

HORNED FROG DEFENSIVE NOTES

MEET THE NEW BOSS

► Defensive Coordinator Andy Avalos served the previous three seasons as Boise State's head coach. He was the 2022 Mountain West Coach of the Year after leading the Broncos to a 10-4 record.

► Before becoming a head coach, Avalos was a successful defensive coordinator at Oregon (2019-20) and Boise State (2016-18). With the Ducks, he was a 2019 semifinalist for the Broyles Award as the nation's top assistant coach.

► Oregon won Pac-12 championships each season with Avalos as coordinator. In his first year, Oregon improved significantly in all major statistical categories to rank among the nation's elite en route to a Pac-12 title, Rose Bowl win and 12-2 record. The Ducks won a second straight Pac-12 Championship in 2020.

► Avalos has taken part in 15 conference titles and 13 bowl games.

STEPPING UP

► TCU is allowing 355.5 yards per game defensively, an improvement of 52.8 over last year:

Year	Yards Per Game Allowed
2021	461.8
2022	408.2
2023	408.3
2024	355.5

► TCU is on pace for its best overall defensive performance since 2020, when it allowed 350.9 yards per game.

► TCU is fourth in the Big 12 by allowing just 40 plays of 20-plus yards this season.

STUFFING THE WILDCATS

► Led by the return of starting nose tackle Markis Deal, the Horned Frogs held Arizona to 38 yards rushing. It was the lowest total by an opponent since Texas had 28 in a 17-10 TCU win in Austin in 2022.

► It was the third game for TCU to limit its opponent to under 70 yards rushing this season.

► The Horned Frogs also held the Wildcats to just 133 yards of offense in the second half.

► TCU is 8-1 under Head Coach Sonny Dykes when its opponent rushes for less than 100 yards.

GOOSE EGG

► TCU had a 24-0 halftime lead against Oklahoma State, its third game this season holding an opponent scoreless at the break:

Opponent	Halftime Score (Final)
LIU	31-0 (45-0)
Utah	10-0 (13-7)
Oklahoma State	24-0 (38-13)

TAKEAWAYS

► The 38-13 win over Oklahoma State saw TCU record three takeaways for the first time since its 2022 College Football Playoff Semifinal win over Michigan.

TEAMWORK

► Seventeen Horned Frogs have a tackle for loss this season with nine combining for the team's 22 sacks.

► TCU's seven forced fumbles this season have come from seven different players.

► Four players have the four fumble recoveries.

► Five Horned Frogs have combined for the team's seven interceptions.

HE'S BACK

► After being limited to four games in 2023 due to injury, Johnny Hodges has returned to action and tops TCU with 78 tackles.

► Hodges was the 2022 Big 12 Defensive Newcomer of the Year and a Second-Team All-Big 12 selection. He started the opening three games in 2023 before being sidelined and returning to action with another start in his final contest on Nov. 2 at Texas Tech. He recorded at least one TFL in three of his four games.

► Hodges had a team-best 87 tackles in 2022 as TCU reached the College Football Playoff National Championship. Hodges was the Big 12 Defensive Player of the Week after a season-high 11 tackles, including 1.5 for loss, as TCU held Texas to 199 yards of offense in a 17-10 win in Austin.

THE PATH TO TCU

► Johnny Hodges went to Navy to play lacrosse.

► When COVID hit in 2020, Hodges switched to football. After he entered the transfer portal, TCU was the only FBS program to offer him a scholarship. FCS teams also passed on him.

► While playing for Navy, Hodges had a career-best 14 tackles against SMU in 2021 and then-Mustangs Head Coach Sonny Dykes.

THAT'S MY BROTHER

► Brothers Devean Deal, at edge, and nose tackle Markis Deal have started three games together.

► The Deals are one of just four sets of brothers to start on defense for an FBS team this year:

Brothers	Team
Devean Deal, E/Markis Deal, NT	TCU
Cam Smith, CB/Dylan Smith, S	Oklahoma St.
Jalen Dye, S/Devin Dye, S	Kansas
Akili Arnold, S/	USC
Easton Mascarenas-Arnold, LB	

► Devean Deal leads TCU with 7.5 tackles for loss and 4.5 sacks.

► Devean Deal has at least one TFL in four of the last five games with a sack in three of those contests.

► Devean Deal became the first Horned Frog with a sack in three consecutive games since Dylan Horton had one in four straight contests in 2022.

CAREER STAT LEADERS

CAREER TACKLES

1. Johnny Hodges*	256
2. Namdi Obiazor	204
3. JaTravis Broughton^	161
4. Bud Clark	147
5. Abe Camara	143
6. Cooper McDonald#	136
7. Kaleb Elarms-Orr@	132
8. Jaise Oliver&	122
9. Shad Banks Jr.	114
10. LaMareon James	113
11. Devean Deal%	112

* 193 at TCU, 63 at Navy

^ 35 at TCU, 126 at Utah

24 at TCU, 84 at San Diego St., 28 at Washington

@ 40 at TCU, 92 at Cal

& 11 at TCU, 111 at Tulsa

! 27 at TCU, 86 at Old Dominion

% 35 at TCU, 77 at Tulane

CAREER TACKLES FOR LOSS

1. Devean Deal*	25.0
2. Johnny Hodges^	22.0
3. Cooper McDonald&	18.5
4. Caleb Fox#	17.0
5. NaNa Osafo-Mensah@	15.5
6. Shad Banks Jr.	13.5
7. Namdi Obiazor	13.0
8. Abe Camara	8.0
9. JaTravis Broughton!	5.5
Kaleb Elarms-Orr\$	5.5

* 7.5 at TCU, 17.5 at Tulane

^ 18.0 at TCU, 4.0 at Navy

& 4.0 at TCU, 9.0 at San Diego St., 5.5 at Washington

7.0 at TCU, 10.0 at Stephen F. Austin

@ 6.5 at TCU, 9.0 at Notre Dame

! at Utah

\$ 2.0 at TCU, 3.5 at Cal

CAREER SACKS

1. Devean Deal^	9.5
2. Cooper McDonald&	8.0
NaNa Osafo-Mensah@	8.0
4. Caleb Fox*	6.5
Namdi Obiazor	6.5
6. Johnny Hodges#	6.0
7. Marcel Brooks!	4.0
8. Zachary Chapman	3.0
Tymon Mitchell\$	3.0
Paul Oyewale	3.0

^ 4.5 at TCU, 5.0 at Tulane

& 3.0 at TCU, 3.5 at San Diego State, 1.5 at Washington

@ 3.0 at TCU, 5.0 at Notre Dame

* 2.0 at TCU, 4.5 at SFA

5.0 at TCU, 1.0 at Navy

! 2.5 at TCU, 1.5 at LSU

\$ 3.0 at TCU, 0 at Georgia

CAREER INTERCEPTIONS

1. Bud Clark	11
2. Jaise Oliver*	6
3. LaMareon James!	3
Cam Smith^	3
5. Shad Banks Jr.	1
JaTravis Broughton#	1
Abe Camara	1
Vernon Glover	1
Johnny Hodges&	1
Travis Jackson	1
Jevon McIver Jr.@	1
Tymon Mitchell!	1
Namdi Obiazor	1

* at Tulsa

! 1 at TCU, 2 at Old Dominion

^ at Memphis

at Utah

& at Navy

@ at Austin Peay

! 1 at TCU, 0 at Georgia

HORNED FROG DEFENSIVE NOTES

- ▶ Devean Deal had two sacks as part of five stops in the 13-7 win at Utah. It was his first start since the season opener at Stanford, when he had 2.5 tackles for loss in his TCU debut.
- ▶ Devean Deal had a TCU-best nine tackles against Texas Tech, one shy of a career-high 10 for Tulane against UCF in 2022.
- ▶ After being sidelined for two games due to injury, Markis Deal returned to action and the starting lineup against Arizona and recorded three tackles.
- ▶ Markis Deal had the fumble recovery with 1:38 to play to preserve TCU's 35-34 win over Texas Tech.
- ▶ Markis Deal had 1.5 tackles for loss as part of three stops against Houston.
- ▶ In the Kansas game, Markis Deal had a key pass breakup on a 3rd-and-goal from the TCU 6 late in the second quarter to force a field-goal attempt.

DEFENSIVE LEADERS

- ▶ Included below is TCU's leading tackler in each game this year:

Opponent	Name	Tackles
Stanford	Jamel Johnson	11
LIU	Johnny Hodges	7
	Richard Toney Jr.	7
UCF	JaTravis Broughton	12
SMU	JaTravis Broughton	9
Kansas	Johnny Hodges	8
	Jamel Johnson	8
Houston	Namdi Obiazor	11
Utah	LaMareon James	6
	Namdi Obiazor	6
Texas Tech	Devean Deal	9
	Namdi Obiazor	9
Baylor	Johnny Hodges	8
Oklahoma State	Namdi Obiazor	8
Arizona	Johnny Hodges	7

RIGHT WHERE HE LEFT OFF

- ▶ Namdi Obiazor, who led last year's TCU team with 84 tackles and 4.0 sacks, has had a strong 2024 campaign.
- ▶ He is second on the Horned Frogs in tackles (71) and tackles for loss (6.5) while tying for fifth in sacks (2.5). He also has his first career interception.
- ▶ Obiazor has started at linebacker all 23 games the last two seasons. He made two starts at safety during TCU's 2022 College Football Playoff run.

BREAKING OUT

- ▶ While making his first career start and wearing the in-game helmet communication, boundary safety Jamel Johnson totaled a career-high 11 tackles and forced a fumble at Stanford.
- ▶ His 63 tackles this season, which place third on TCU, more than triple his 2023 total as a true freshman:

Year	UT	AT	TOT	TFL	Int.	PBU	FF	FR
2023	11	8	19	0.5	0	0	0	0
2024	39	24	63	1.0	0	3	1	0

NEWCOMERS ON D

- ▶ The following defensive players were added via the transfer portal this season:
 - Hakeem Ajijolaiya, DL (Houston)
 - JaTravis Broughton, CB (Utah)
 - Devean Deal, Edge (Tulane)
 - Kaleb Elarms-Orr, LB (Cal)
 - LaMareon James, CB (Old Dominion)
 - Austin Jordan, S (Texas)
 - Cooper McDonald, Edge (San Diego State)
 - Jevon McIver Jr. (Austin Peay)
 - Jaise Oliver, S (Tulsa)
 - NaNa Osafo-Mensah, Edge (Notre Dame)
 - Cam Smith, S (Memphis)
 - Richard Toney Jr., S (Nevada)

- ▶ Ajijolaiya made his first TCU start at Baylor. He forced a fumble with 1:18 left versus Texas Tech, preserving TCU's 35-34 win. He played 40 games for Houston, including six starts in 2023.

- ▶ Broughton played in 47 games with 29 starts at Utah. He was All-Pac-12 as he totaled 126 tackles, including 5.5 for loss, with 11 passes defended, an interception and fumble recovery as a Ute.

- ▶ Deal's 74.6 Pro Football Focus grade from last season ranked fifth among Big 12 linebackers entering 2024. He was All-AAC for Tulane last season as he recorded a team-best 12.0 tackles for loss while tying for fourth with 4.0 sacks.

- ▶ Elarms-Orr was Second-Team All-Pac-12 in 2023 as he led Cal with 92 tackles.

- ▶ James has started each game this season. He was All-Sun Belt Conference for Old Dominion last year and became the seventh player in FBS history to return an interception (66 yards) and fumble (80 yards) for touchdowns in the same game, accomplishing the feat against Wake Forest. James tied for the Sun Belt lead with four fumble recoveries while adding 59 tackles.

- ▶ McDonald played the 2022 and 2023 seasons for San Diego State after two years at Washington. He totaled 78 tackles with 8.5 for loss and 3.5 sacks as an Aztec. He made 10 starts while playing in all 16 games over two seasons with the Huskies.

- ▶ Osafo-Mensah is tied for second on TCU with 6.5 tackles for loss and 3.0 sacks. He recorded four quarterback hurries in his TCU debut at Stanford. He played 39 games over four seasons for Notre Dame. He totaled 5.5 tackles for loss with 3.0 sacks as part of 20 stops last fall.

- ▶ Smith started 11 games for Memphis last season. He had 57 tackles, three interceptions, six pass breakups and two quarterback hurries.

THE PICK ARTIST

- ▶ Bud Clark has a team-best three interceptions, including picks in each of the last two games.
- ▶ Clark's 11 career interceptions, tops among current Horned Frogs, rank ninth in TCU history.
- ▶ Clark had a Pick 6 for TCU's first points in its 2022 College Football Playoff win over Michigan.

ROOKIE WATCH

- ▶ True freshman edge rusher Travis Jackson has a sack in each of the last two games.
- ▶ Jackson's first collegiate sack came against Oklahoma State and resulted in a 23-yard loss. He also recorded his first career interception with a 22-yard return.
- ▶ He has played in all 11 games with 16 tackles, including 13 solo. He has two quarterback hurries.

SACK CHASE

- ▶ Six Horned Frogs are in a race for the team lead in sacks this season:

Name	Sacks
Devean Deal	4.5
Zachary Chapman	3.0
Cooper McDonald	3.0
NaNa Osafo-Mensah	3.0
Marcel Brooks	2.5
Namdi Obiazor	2.5

MR. PBU

- ▶ With four pass breakups in his Horned Frogs' debut at Stanford, cornerback JaTravis Broughton was named by the TCU coaching staff as its Defensive Player of the Game.
- ▶ Broughton's four PBUs tie for sixth-most in a game by an FBS player this season.
- ▶ The four PBUs by Broughton were also the most by a Horned Frog since Jeff Gladney had four against Oklahoma State in 2018.

SHUTTING DOWN THE UTES

- ▶ In the Utah game, TCU had its best defensive effort of the season against an FBS opponent.
- ▶ The Horned Frogs limited the Utes to 267 total yards with just 68 rushing, 12 first downs and a 2-of-15 mark on third-down conversions. TCU forced 11 punts.

- ▶ With the exception of a 71-yard touchdown pass, TCU held Utah to 196 yards on its other 58 snaps for an average of 3.4 per play.

A BLANKING

- ▶ The 45-0 win over LIU marked the Horned Frogs' first shutout since 43-0 over Kansas in 2017.
- ▶ The 127 yards of total offense by LIU were the fewest allowed by TCU since holding Grambling State to 80 yards in the 2012 season opener.

RECAPING STANFORD

- ▶ TCU held Stanford to 286 yards of offense with 48 coming on the Cardinal's final possession with the game essentially decided.
- ▶ The 54 yards in TFLs were the most by a TCU defense since a minus-65 on 11 stops in the 42-3 win over Ole Miss in the 2014 Peach Bowl.

DBU

- ▶ TCU has two of the last four Paycom Jim Thorpe Award winners in safety Tre'von Moehrig (2020) and cornerback Tre Tomlinson (2022).

HORNED FROG SPECIAL TEAMS NOTES

THE PUNT RETURN GAME

► JP Richardson's 89-yard punt return for a touchdown at Kansas, providing the game's go-ahead score with 1:46 to play in the third quarter, tied for fourth-longest in TCU history:

Name	Yards
Cy Leland vs. Baylor, 1929	93
KaVontae Turpin vs. Kansas, 2017	90
Jim Shofner vs. Ohio State, 1957	90
JP Richardson vs. Kansas, 2024	89
Danny Colbert vs. Oklahoma State	89

► Richardson was just 1 yard shy of the longest punt return in the FBS this season:

Name	Yards
Parker Kingston, BYU vs. Kansas State	90
Tiger Bachmeier, Stanford vs. Cal Poly	90
JP Richardson, TCU vs. Kansas	89

► Richardson had TCU's first punt return for a touchdown since Derius Davis had two in 2022 with his final one 82 yards against Texas Tech.

► Richardson's 11.7 season average on punt returns is second in the Big 12 and 13th nationally.

► Richardson averaged 13.8 yards in 2023.

► In the LIU game, Jack Bech had an 18-yard punt return on his first collegiate attempt. He finished with two returns for 34 yards.

A PUNT RETURN SCHOOL

► The following are the seven Horned Frogs with punt returns for touchdowns since 2012:

Name	Season
Deante' Gray, vs. Grambling State	2012
Cameron Echols-Luper, at Kansas	2014
KaVontae Turpin, vs. Kansas	2015
KaVontae Turpin, vs. South Dakota State	2016
KaVontae Turpin, vs. Kansas	2017
Desmon White, vs. Stanford	2017
Derius Davis, vs. Southern	2018
KaVontae Turpin, at SMU	2018
Jalen Reagor, vs. Kansas	2019
Jalen Reagor, vs. West Virginia	2019
Derius Davis, at Baylor	2020
Derius Davis, at Kansas	2020
Derius Davis, at Colorado	2022
Derius Davis, vs. Texas Tech	2022
JP Richardson, at Kansas	2024

► The returns by White, Davis and Turpin (2017-18) make TCU the only FBS school in the nation since 1996 with a punt return for a touchdown by three different players in three consecutive games.

THE KICKOFF RETURN GAME

► Jordyn Bailey is averaging 21.1 yards on a team-best 10 kickoff returns this season.

► Bailey had a 93-yard kickoff return for a touchdown at SMU negated by a penalty.

► A wide receiver, Bailey has two receiving touchdowns and one rushing score this season.

THE NEW GUYS

► After fifth-year seniors Griffin Kell and Jordy Sandy concluded their careers at place-kicker and punter, respectively, last season, TCU debuted new specialists this fall.

► Kyle Lemmermann was the nation's top kicker in the 247Sports Composite. He was also rated the No. 285 recruit in the state of Texas while being selected to the All-American Bowl. He made 8-of-10 field goals as a senior with a long of 50. He also converted all 92 of his PATs.

► Lemmermann is 11-of-17 on field goals for the season. He had a streak of five straight makes snapped in the Oklahoma State game.

► He was good from 46 and 47 yards at Baylor. His 29-yard field goal with 3:02 left versus Kansas sealed a 38-27 win at Arrowhead Stadium.

► Lemmermann had a season-best 48-yard field goal against LIU. He connected from 22 and 42 yards at Stanford on his first collegiate attempts.

► Ethan Craw has taken over at punter. He went to the same Pro Kick Academy in Australia as Sandy. Craw attended Alabama-Huntsville for one year and played high school basketball in Alabama.

► Craw is at 41.5 yards on 34 punts and is within range of the top averages in a season at TCU:

Name	Average
Chris Becker, 1986	46.1
Ethan Perry, 2012	44.5
James Gargus, 1981	44.2
Chris Becker, 1987	44.0
Jordy Sandy, 2021	43.3
Sam Baugh, 1935	43.0*

*Led the nation

► Thirteen of Craw's 34 punts this season have gone inside the 20 with just three touchbacks.

► Craw had a career-long 59-yard punt at Baylor while also having a 56-yard boot.

► Craw was key with field position in the 13-7 win at Utah with five of his eight punts going inside the 20. He averaged 42.4 yards for the game.

► Craw averaged 49.7 yards on three punts against UCF.

THE CAPTAIN

► While TCU has a new place-kicker and punter, Brent Maticcik is in his third season as the starting snapper and sixth in the program.

► Maticcik was voted a captain by his teammates.

► He is on the watch list for the Patrick Mannelly Award, presented to the nation's top snapper.

► Maticcik's older brother, Ross Maticcik, snaps for the Jacksonville Jaguars.

BLOCK THAT KICK

► TCU is tied for sixth nationally in blocked kicks:

Team	Blocked Kicks
Louisville	6
Notre Dame	6
Florida State	5
Georgia Tech	5
UNLV	5
TCU	4
Eastern Michigan	4
Utah	4

► TCU blocked three kicks against UCF, the most on record for a game in program history.

► Caleb Fox and LaMareon James blocked field goals, while Bud Clark got his hands on an extra-point attempt versus the Knights.

► The last previous school to block three kicks in a game was Oklahoma State (two field goals, one PAT) in its 2023 season opener against Central Arkansas. Before OSU, it was Miami (Fla.) blocking three field goals at Clemson in 2020.

► Shad Banks Jr. blocked a punt at Utah.

TACKLE TALLIES

► Included below are the Horned Frogs' special teams tackles this season:

Name	Tackles
Jaise Oliver	5 (5 U)
Max Carroll	4 (3 U, 1 A)
Kaleb Elarms-Orr	3 (2 U, 1 A)
Hudson Hooper	3 (2 U, 1 A)
Kaden McFadden	3 (3 U)
Abe Camara	2 (2 U)
Terrence Cooks Jr.	2 (2 U)
Shad Banks Jr.	1 (1 A)
Bud Clark	1 (1 U)
Devyn Hidrogo	1 (1 U)
Blake Nowell	1 (1 U)
Trey Sanders	1 (1 U)

► Camara had a tackle for a 7-yard loss on a punt return at Utah.

KICKOFF COVERAGE

► TCU is 11th nationally in holding opponents to a 15.8 kickoff return average on 24 attempts.

NOTING THE HORNED FROGS

Shad Banks Jr., LB

- Would like to be an offensive coordinator
- A punt returner at North Shore High School in Houston

Trent Battle, RB

- Dad, Allen Battle, played two seasons of major league baseball (St. Louis Cardinals, 1995; Oakland Athletics, 1996)

Kendal Briles, Offensive Coordinator

- Has his pilot's license

James Brockermeyer, OL

- Father, Blake Brockermeyer, was a first-round selection of the Carolina Panthers in 1995, the first year for the franchise to take part in the NFL Draft
- Blake played nine seasons (1995-03) in the NFL
- Older brother, Luke, is a defensive graduate assistant on the TCU football staff
- Twin brother, Tommy, was a teammate of James at Alabama and then played at TCU in 2023 before retiring from football

Coltin Deery, OL

- One of the top 10 scholastic wrestlers in the nation in his weight class

Hauss Hejny, QB

- Parents Jesse and JimAnne Hejny were both student-athletes at TCU and Hauss was born during their time in college
- Jesse was a two-year letterman (2004-05) as a defensive lineman on the football team, while JimAnne was a two-sport standout for the women's basketball and track and field programs (2003-07)

Johnny Hodges, LB

- Went to Navy to play lacrosse, before later joining the football program
- Contacted every FBS school when he went into the portal with TCU being the only one to offer a scholarship

Josh Hoover, QB

- Has lost 30 pounds since arriving at TCU
- Enjoys hunting, golf, roping and riding horses
- Has a horse named Bones
- Favorite TV show is MLB Network's Quick Pitch
- Recruited briefly to play baseball at TCU
- Younger brother, Caleb Hoover, is a freshman baseball player at Oklahoma State
- Older sister, Hannah Hoover, was Miss Fort Worth in 2018 and is currently a sports reporter and anchor for KOCO-TV in Oklahoma City
- Father, Alex Hoover, played football at Colorado State
- Roomed with Max Duggan on road games during TCU's 2022 College Football Playoff season

LaMareon James, CB

- Nicknamed "Scud"
- In James' hometown of Norfolk, Va., the word "Scud" is used to refer to anything that's good

Brent Maticcik, TE

- Long snapper who enjoys repairing boats
- Older brother, Ross, snaps for the Jacksonville Jaguars

Namdi Obiazor, LB

- Wears jersey No. 4 because he's one of four kids in his family with three of them born in April and the other in August, four months later
- He and his siblings all have tattoos of the Roman Numeral for four
- Younger brother, Chiddi, is a redshirt freshman defensive end at Kansas State
- Twin sister, Nneka, plays basketball at UNLV
- Has a dog named Cuatro, meaning four in Spanish

Paul Oyewale, Edge

- Did not play football until his senior year at Langham Creek High School in Houston
- Previously played on his school's basketball team
- Born in Nigeria and moved to the United States with his family when he was 6

JP Richardson, WR

- Father Bucky Richardson played quarterback at Texas A&M and with the Houston Oilers
- His uncle, Chris Curtis, was Sonny Dykes' roommate at Texas Tech

FROGS IN THE NFL

► TCU has 28 former players active in the NFL:

Name	NFL Team	TCU
Steve Avila, OG	L.A. Rams	2019-22
Millard Bradford, S	New Orleans	2019-23
Andrew Coker*, OT	Cincinnati	2019-23
Brandon Coleman, OT	Washington	2020-23
L.J. Collier, DE	Arizona	2015-18
Andy Dalton, QB	Carolina	2007-10
Derius Davis, WR	L.A. Chargers	2018-22
Emari Demercado, RB	Arizona	2018-22
Obinna Eze*, OT	N.Y. Jets	2021
Dylan Horton, DE	Houston	2020-22
Jerry Hughes, DE	Houston	2006-09
Quentin Johnston, WR	L.A. Chargers	2020-22
Kendre Miller^, RB	New Orleans	2020-22
Tre'von Moehrig, S	Las Vegas	2018-20
Josh Newton, CB	Cincinnati	2022-23
Lucas Niang*, OT	Kansas City	2016-19
Joe Noteboom, OT	L.A. Rams	2014-17
Mark Perry*, S	New England	2022-23
Matt Pryor, OG	Chicago	2014-17
Jalen Reagor, WR	L.A. Chargers	2017-19
Austin Schlottmann^, C	N.Y. Giants	2014-17
Ty Summers, LB	N.Y. Giants	2014-18
Tre Tomlinson^, CB	L.A. Rams	2019-22
KaVontae Turpin, WR	Dallas	2015-18
Garret Wallow^, LB	Tennessee	2017-20
Ar'Darius Washington, S	Baltimore	2018-20
Jared Wiley^, TE	Kansas City	2022-23
Dee Winters, LB	San Francisco	2019-22

*Practice Squad
^Reserve/Injured

IN THE LINEUP

- Included below are career starts for TCU players during their time as Horned Frogs:

No.	Player	Starts
1.	Savion Williams, WR	40
2.	Bud Clark, S	32
3.	Johnny Hodges, LB	29
4.	Namdi Obiazor, LB	25
5.	Caleb Fox, DL	23
6.	Abe Camara, S	21
	JP Richardson, WR	21
8.	Coltin Deery, OL	18
9.	Josh Hoover, QB	17
10.	Jack Bech, WR	11
	James Brockermeyer, OL	11
	Carson Bruno, OL	11
	Drake Dabney, TE	11
	Bless Harris, OT	11
	Avery Helm, CB	11
	LaMareon James, CB	11
	Jamel Johnson, S	11
	NaNa Osafo-Mensah, E	11
19.	Shad Banks Jr., LB	10
	Mike Nichols, OL	10
21.	JaTravis Broughton, CB	8
	Paul Oyewale, E	8
	Ben Taylor-Whitfield, OL	8
24.	Cam Cook, RB	6
	Devean Deal, E	6
	Dylan Wright, WR	6
27.	Markis Deal, DL	5
	Cooper McDonald, E	5
	Tymon Mitchell, DL	5
30.	Trent Battle, RB	4
	Channing Canada, CB	4
32.	Hakeem Ajijolaiya, DL	1
	Chase Curtis, TE	1
	JoJo Earle, WR	1
	Eric McAlister, WR	1
	Jeremy Payne, RB	1
	Richard Toney Jr., S	1

CHECKING THE LEDGER

- TCU is 692-577-57 (.543) in its football history which began in 1896.

HISTORY MAKING

- On Dec. 5, 2010, TCU became the only team in college football history to receive an invitation to the Rose Bowl and implode its stadium on the same day.

HORNED FROG TIDBITS

BY THE NUMBERS

1

TCU's Sarah Woodruff is one of just 10 female Director of Football Operations in the FBS.

2

TCU coaches who lettered in baseball in college (Head Coach Sonny Dykes, Texas Tech; Safeties Coach Paul Gonzales, UC Davis).

2

Sets of brothers on the Horned Frogs (linebacker Max Carroll, running back Derrick Carroll; edge Devean Deal, defensive lineman Markis Deal).

3

NFL teams (Dallas Cowboys, Pittsburgh Steelers, New Orleans Saints) in the last 14 years to utilize TCU as a practice site.

10

National awards won by TCU players the last 15 seasons (Jerry Hughes, 2009 Ted Hendricks Award, Lott IMPACT Trophy; Jake Kirkpatrick, 2010 Rimington Trophy; Trevone Boykin, 2014 Earl Campbell Tyler Rose Award; Tre'von Moehrig, 2020 Paycom Jim Thorpe Award; Max Duggan, 2022 Davey O'Brien Award, Johnny Unitas Golden Arm Award, Earl Campbell Tyler Rose Award; Tre'Vius Hodges-Tomlinson, 2022 Paycom Jim Thorpe Award; Derius Davis, 2022 Jet Award).

28

Former TCU players active in the NFL.

405

Consecutive games TCU has scored, the second-longest streak in college football history.

THE TURNOVER STORY

► In the Sonny Dykes era, TCU is 20-4 when ahead or even in turnover margin and 5-9 when on the negative side.

► The Horned Frogs are minus-one in their seven wins and minus-8 in the four losses.

► Below is TCU's turnover margin in each game:

Opponent	Turnover Margin
Stanford	-1
LIU	+1
UCF	E
SMU	-4
Kansas	-2
Houston	-4
Utah	E
Texas Tech	-1
Baylor	E
Oklahoma State	+3
Arizona	-1

► TCU did not commit a turnover in back-to-back games before having two against Arizona.

► TCU is 55-6 in its last 61 games with at least three takeaways, the last two occasions being the 38-13 win over Oklahoma State and the 2022 College Football Playoff victory against Michigan.

► Over the last 20 seasons, TCU is 143-27 when ahead (94-12) or even (49-15) in turnover margin and 33-50 when on the negative side.

BALL CONTROL

► TCU is 12-3 under Head Coach Sonny Dykes when ahead in time of possession.

► Included below is TCU's TOP in each game:

Opponent	Time of Possession
Stanford	30:15
LIU	29:29
UCF	27:06
SMU	32:20
Kansas	28:24
Houston	23:07
Utah	30:55
Texas Tech	22:35
Baylor	31:35
Oklahoma State	27:40
Arizona	28:32

FINDING THE SCOREBOARD

► TCU ranks second in NCAA history for consecutive games scoring:

Team	Games (Last Shutout)
Florida	459 (Oct. 29, 1988 vs. Auburn, 16-0)
TCU	405 (Nov. 16, 1991 at Texas, 32-0)

► TCU moved past Michigan (365, 1984-2014) into second place in NCAA history with its 31-28 win over Kansas in 2021.

BONUS FOOTBALL

► TCU is 10-10, including 1-1 under Head Coach Sonny Dykes, since the NCAA adopted overtime play in 1996.

10TH IS JUST FINE

► TCU was 10th in the Big 12 preseason poll.

► The Horned Frogs were picked seventh in 2022, before playing in the College Football Playoff National Championship.

O CAPTAIN, MY CAPTAIN

► TCU's season captains, in voting by their teammates, are safety Bud Clark, tight end Chase Curtis, linebacker Johnny Hodges, quarterback Josh Hoover, snapper Brent Matiscik and wide receiver Savion Williams.

WHAT THEY ARE WEARING

► TCU's game-by-game uniform look:

Game	Helmet	Jersey	Pants
Stanford	Purple	White	Purple
LIU	White	Purple	White
UCF	Black	Black	Black
SMU	Purple	White	White
Kansas	White	White	Purple
Houston	Chrome	Purple	Purple
Utah	White	White	White
Texas Tech	Purple	Black	Purple
Baylor	Purple	White	White
OSU	Fierce Purple	Anthracite	Anthracite
Arizona	Black	Black	Purple

THE TEAM

► The following is the breakdown by class of the 128-player 2023 TCU football team:

Class	Number of Players
True Freshmen	29
Redshirt Freshmen	18
Sophomores	22
Juniors	32
Seniors	27

► Only four seniors (Brent Matiscik, Mike Nichols, Blake Nowell, Savion Williams) have been with TCU their entire careers. It ties for the sixth-lowest total in the country for fewest seniors to spend their careers at the same school.

► TCU's 42 scholarship newcomers tie for eighth-most in the nation.

► TCU has 11 players in their sixth college season or longer with snapper Brent Matiscik the lone one at TCU his entire career.

► Eighty-eight of TCU's 128 players (68.8 percent) are from Texas with 19 states and two countries (United States, Australia) represented. After Texas, Louisiana has produced the second-most players with seven.

► Included below is a class listing of the 91 Horned Frogs to see action this season:

Class	2024
True Freshmen	12
Redshirt Freshmen	13
Sophomores	14
Juniors	26
Seniors	26

HORNED FROG TIDBITS

HOME SWEET HOME

► The donor-funded \$113 million Legends Club & Suites on the east side of Amon G. Carter Stadium opened in 2020. The world-class venue has two levels of premium seating and includes 48 loge boxes with two private clubs, over 1,000 club seats and 22 luxury suites.

► The \$164 million rebuild of Amon G. Carter Stadium, completed in 2012, was funded entirely by donor support and included a seating capacity of 45,000.

► The six Founders Club suites, located at midfield on the concourse level, were sold at \$15 million each to provide lead gifts totaling \$90 million.

► There are 25 suites, all sold, on the west side.

► Yahoo! Sports ranked Amon G. Carter Stadium as the best stadium in the Big 12.

HORNED FROGS FEVER

► TCU's student attendance of 6,153 for the LIU game was the fourth largest in school history and nearly 50 percent of total enrollment.

► Last year's Colorado game set a TCU record for student attendance with 6,663, 54.3 percent of enrollment.

► TCU placed eighth nationally last season with its home attendance at 102.9 percent of capacity. The Horned Frogs had an average crowd of 47,331 in the 46,000-seat Amon G. Carter Stadium.

► Included below are the top 10 home crowds in TCU football history:

No.	Opponent	Attendance
1.	Colorado (9/2/23)	53,294
2.	SMU (9/23/23)	51,243
3.	Texas (11/11/23)	50,812
4.	Utah (11/14/09)	50,307
5.	Oklahoma State (10/15/22)	49,594
6.	Oklahoma (10/1/22)	49,094
7.	UCF (9/14/24)	48,889
8.	Texas (10/3/15)	48,694
9.	Texas (10/26/13)	48,212
10.	SMU (9/19/15)	48,127

► The top-three attendance totals in program history were last year.

► Six of the top seven crowds are in the past three seasons, since the arrival of Head Coach Sonny Dykes.

SELECT COMPANY

► TCU is one of just 26 schools to have won multiple national championships (1935, 1938) and produce a Heisman Trophy winner (Davey O'Brien, 1938).

► The other schools are Alabama, Army, Auburn, Chicago, Florida, Florida State, Georgia, Iowa, LSU, Miami (Fla.), Michigan, Minnesota, Nebraska, Notre Dame, Ohio State, Oklahoma, Penn State, Pittsburgh, Princeton, SMU, Stanford, Texas, Texas A&M, USC and Yale.

► TCU is one of just nine schools with a Heisman

Trophy winner (Davey O'Brien, 1938), NFL Most Valuable Player (LaDainian Tomlinson, 2006) and Super Bowl MVP (Larry Brown, Dallas Cowboys, Super Bowl XXX). The others are Alabama, BYU, Florida, Georgia, Michigan, Notre Dame, Syracuse and USC.

COLLEGE GAMEDAY

► TCU is 8-3 when ESPN's College GameDay has been present and 7-0 with the game on a campus:

Year	Opponent	Result
2009	at No. 16 BYU	W, 38-7
2009	No. 16 Utah	W, 55-28
2010	at No. 5 Utah	W, 47-7
2011	vs. No. 5 Wisconsin*	W, 21-19
2014	at No. 20 West Virginia	W, 31-30
2017	No. 23 West Virginia	W, 31-24
2018	vs. No. 4 Ohio State^	L, 28-40
2022	at No. 19 Kansas	W, 38-31
2022	at No. 18 Texas	W, 17-10
2022	vs. No. 10 Kansas State#	L, 28-31 (OT)
2023	vs. No. 1 Georgia@	L, 7-65

*Rose Bowl; Pasadena, Calif.
^Arlington, Texas
#Big 12 Championship; Arlington, Texas
@CFP National Championship; Los Angeles

THE NON-CONFERENCE SLATE

► TCU is scheduled to face the following power conference opponents in non-league play: Stanford (2024, 2027), SMU (2024-25), North Carolina (2025-26), Duke (2028-29) and Purdue (2030).

GAME-BY-GAME STARTERS

TCU OFFENSE

Pos.	SU	LIU	UCF	SMU	KU	UH	UU	TTU	BU	OSU	UA
QB	Hoover	Hoover	Hoover	Hoover	Hoover	Hoover	Hoover	Hoover	Hoover	Hoover	Hoover
RB	Cook	Cook	Cook	Cook	Cook	Payne	Cook	Battle	Battle	Williams	Battle
TE	Dabney	Dabney	Dabney	Dabney	Dabney	Dabney	Dabney	Dabney	Dabney	Dabney	Dabney
WR	Williams	Williams	Williams	Williams	Williams	Williams	Williams	Williams	Williams	McAlister	Williams
WR	Richardson	Richardson	Curtis (TE)	Richardson	Richardson	Richardson	Richardson	Richardson	Richardson	Richardson	Richardson
WR	Bech	Bech	Bech	Bech	Bech	Bech	Bech	Bech	Bech	Bech	Bech
LT	Harris	Harris	Harris	Harris	Harris	Harris	Harris	Harris	Harris	Harris	Harris
LG	Deery	Deery	Deery	Deery	Deery	Deery	Deery	Deery	Deery	Deery	Deery
C	Brockermeyer	Brockermeyer	Brockermeyer	Brockermeyer	Brockermeyer	Brockermeyer	Brockermeyer	Brockermeyer	Brockermeyer	Brockermeyer	Brockermeyer
RG	Bruno	Bruno	Bruno	Bruno	Bruno	Bruno	Bruno	Bruno	Bruno	Bruno	Bruno
RT	Nichols	Nichols	Nichols	Nichols	Tay-Whitfield	Tay-Whitfield	Tay-Whitfield	Tay-Whitfield	Tay-Whitfield	Tay-Whitfield	Tay-Whitfield

TCU DEFENSE

Pos.	SU	LIU	UCF	SMU	KU	UH	UU	TTU	BU	OSU	UA
N	Mitchell	Mitchell	Mitchell	Mitchell	M. Deal	M. Deal	M. Deal	M. Deal	Ajjolaiya	Mitchell	M. Deal
T	Fox	Fox	Fox	Fox	Fox	Fox	Fox	Fox	Fox	Fox	Fox
E	Osafo-Mensah	Osafo-Mensah	Osafo-Mensah	Osafo-Mensah	Osafo-Mensah	Osafo-Mensah	Osafo-Mensah	Osafo-Mensah	Osafo-Mensah	Osafo-Mensah	Osafo-Mensah
E	D. Deal	McDonald	McDonald	McDonald	McDonald	McDonald	D. Deal	D. Deal	D. Deal	D. Deal	D. Deal
MLB	Hodges	Hodges	Hodges	Hodges	Hodges	Hodges	Hodges	Hodges	Hodges	Hodges	Hodges
WLB	Obiazor	Obiazor	Obiazor	Obiazor	Obiazor	Obiazor	Obiazor	Obiazor	Obiazor	Obiazor	Obiazor
N	Camara	Camara	Camara	Camara	Camara	Camara	Camara	Camara	Camara	Camara	Camara
BS	Johnson	Johnson	Johnson	Johnson	Johnson	Johnson	Johnson	Johnson	Johnson	Johnson	Johnson
FS	Clark	Toney	Clark	Clark	Clark	Clark	Clark	Clark	Clark	Clark	Clark
BC	Broughton	Broughton	Broughton	Broughton	Broughton	Broughton	Broughton	Broughton	Canada	Canada	Canada
FC	James	James	James	James	James	James	James	James	James	James	James

HEAD COACH SONNY DYKES (@CoachSonnyDykes)

HORNED FROGS UNDER DYKES

Score First	17-5
When Opp. Scores First	8-8
Lead at the Half	20-3
Trail at the Half	4-10
Tied at the Half	1-0
Lead After 3 Quarters	22-2
Trail After 3 Quarters	3-10
Tied After 3 Quarters	0-1
Games Decided in OT	1-1
300+ Yards of Offense	24-11
400+ Yards of Offense	22-8
500+ Yards of Offense	7-2
100+ Rushing Yards	25-7
200+ Rushing Yards	7-2
200+ Passing Yards	22-11
300+ Passing Yards	13-6
Win Time of Possession	12-3
Opp. Under 100 Rush Yards	8-1
Opp. At or Under 200 Total Yards	2-0
Opp. At or Under 300 Total Yards	8-0
Opp. At or Under 400 Total Yards	18-4
Allow 400+ Total Yards	7-9
Allow 500+ Total Yards	3-5

TCU CAREER RECORD
BREAKDOWN

vs. Conference Opponents	17-10
vs. Nonconference Opponents	8-3
vs. Ranked Opponents	6-4
Home Games	14-5
Road Games	10-6
Neutral Site Games	1-2
August	1-0
September	8-4
October	8-3
November	7-4
December	1-1
January	0-1

HEAD COACHING RECORD

Year	School	Won	Lost	Pct.	Bowl
2010	LA Tech	5	7	.417	
2011	LA Tech	8	5	.615	Poinsettia
2012	LA Tech	9	3	.750	
2013	Cal	1	11	.083	
2014	Cal	5	7	.417	
2015	Cal	8	5	.615	Armed Forces
2016	Cal	5	7	.417	
2017	SMU	0	1	.000	Frisco
2018	SMU	5	7	.417	
2019	SMU	10	3	.769	Boca Raton
2020	SMU	7	3	.700	
2021	SMU	8	4	.667	Fenway
2022	TCU	13	2	.867	CFP/Fiesta
2023	TCU	5	7	.417	
2024	TCU	7	4	.636	
Totals		96	76	.558	(12 Years)

RANKED WINS AS A HEAD COACH

Date	Opponent	Score
California		
9/17/16	No. 11 Texas	50-43
10/1/16	No. 18 Utah	28-23
SMU		
11/3/18	No. 17 Houston	45-31
9/21/19	at No. 25 TCU	41-38
10/3/20	No. 25 Memphis	30-27
TCU		
10/1/22	No. 18 Oklahoma	55-24
10/8/22	at No. 19 Kansas	38-31
10/15/22	No. 8 Oklahoma State	43-40 (2OT)
10/22/22	No. 17 Kansas State	38-28
11/12/22	at No. 18 Texas	17-10
12/31/22	vs. No. 2 Michigan	51-45

VS. ALL OPPONENTS

Abilene Christian	1-0
Air Force	1-0
Arizona	1-2
Arizona State	1-1
Arkansas State	1-0
Baylor	2-1
Boise State	0-1
BYU	1-1
Central Arkansas	1-0
Cincinnati	0-3
Colorado	2-2
Connecticut	1-0
East Carolina	1-1
Florida Atlantic	0-1
Fresno State	1-1
Georgia	0-1
Grambling State	2-0
Hawaii	1-2
Houston	4-3
Houston Baptist	1-0
Idaho	3-0
Illinois	1-0
Iowa State	1-1
Kansas	2-0
Kansas State	1-2
LIU	1-0
Louisiana Tech	1-1
Memphis	1-3
Michigan	1-1
Mississippi State	0-1
Navy	3-2
Nevada	1-1
New Mexico State	3-0
Nicholls	1-0
North Texas	3-1
Northwestern	1-1
Ohio State	0-1
Oklahoma	1-1
Oklahoma State	2-0
Ole Miss	1-0
Oregon	1-3
Oregon State	2-2
Portland State	1-0
Rice	1-0
Sacramento State	1-0
San Diego State	1-1
San Jose State	2-1
SMU	2-1
South Florida	2-0
Southern Miss	0-2
Stanford	1-4
Stephen F. Austin	1-0
Tarleton	1-0
TCU	2-2
Temple	2-0
Texas	3-1
Texas A&M	0-2
Texas State	3-0
Texas Tech	2-1
Tulane	4-0
Tulsa	1-3
UCF	1-2
UCLA	1-3
UNLV	1-0
USC	0-4
Utah	2-1
Utah State	2-1
UTSA	1-0
Virginia	1-0
Washington	1-3
Washington State	2-2
West Virginia	1-1
Total	96-76

2024 TCU NUMERICAL ROSTER

No.	Name	Pos.	Ht.	Wt.	Yr.	Hometown (High School)/Last	No.	Name	Pos.	Ht.	Wt.	Yr.	Hometown (High School)/Last
0	DJ Rogers	TE	6-4	250	JR	Sammamish, Wash. (Eastside Catholic)	43	Ty Witte	DE	6-4	235	FR	Dallas, Texas (Parish Episcopal)
1	Abe Camara	S	6-0	185	SR	Alpharetta, Ga. (West Forsyth)/Coffeyville CC	44	Cooper McDonald	LB	6-3	240	SR	Haslet, Texas (Northwest)/San Diego State
1	Hauss Hejny	QB	6-0	195	FR	Aledo, Texas (Aledo)	46	Rhett Steppe	LB	6-2	225	FR	Austin, Texas (Westlake)
2	Jamel Johnson	S	6-1	200	SO	Arlington, Texas (Seguin)	47	Jake Boozer	LB	6-2	220	JR	Waco, Texas (Bishop Louis Reicher Catholic)
2	Trey Sanders	RB	6-0	215	SR	Port Saints Joe, Fla. (IMG Academy)/Alabama	47	Jax Porter	TE	6-6	230	SO	Dallas, Texas (IMG Academy)/Alabama
3	Kaleb Elarms-Orr	LB	6-2	235	JR	Hayward, Calif. (Moreau Catholic)/Cal	48	Joe Pitchford	RB	6-2	220	FR	Liberty Hill, Texas (Liberty Hill)
3	Savion Williams	WR	6-5	225	SR	Marshall, Texas (Marshall)	49	Cade Keith	TE	6-4	230	FR	Las Vegas, Nev. (Faith Lutheran)
4	Cam Cook	RB	5-11	195	SO	Round Rock, Texas (Stony Point)	51	Coltin Deery	OL	6-4	325	JR	Glen Mills, Penn. (Malvern Prep) Maryland
4	Namdi Obiazor	LB	6-3	220	SR	Eden Prairie, Minn. (Eden Prairie)/Iowa Western CC	51	Luke Lingard	LB	6-1	220	JR	Colleyville, Texas (Colleyville Heritage)
6	Shad Banks Jr.	LB	6-1	245	SR	Houston, Texas (North Shore)/Texas A&M	52	James Brockermeier	OL	6-3	295	JR	Fort Worth, Texas (All Saints' Episcopal)/Alabama
6	LaMareon James	CB	5-10	190	SR	Norfolk, Va. (Indian River)/Old Dominion	53	Tobias Steppes	OL	6-6	300	FR	Lancaster, Texas (Lancaster)
6	Dylan Wright	WR	6-4	205	SR	Dallas, Texas (West Mesquite)/Minnesota	54	Quinton Harris	OL	6-8	315	SO	Arlington, Texas (Seguin)
7	Channing Canada	CB	6-1	185	JR	Boutte, La. (Hahnville)/Trinity Valley CC	54	NaNa Osafo-Mensah	DL	6-3	255	SR	Fort Worth, Texas (Nolan Catholic)/Notre Dame
7	JP Richardson	WR	6-0	195	SR	Missouri City, Texas (Ridge Point)/Oklahoma State	55	Blake Jones	DL	6-2	250	SO	Brenham, Texas (Brenham)
9	Marcel Brooks	LB	6-2	215	SR	Fort Worth, Texas (Marcus)/LSU	55	Remington Strickland	OL	6-4	305	JR	Sugar Land, Texas (Fort Bend Christian Academy)/Texas A&M
9	Drake Dabney	TE	6-5	255	SR	Cypress, Texas (Cypress Ranch)/Baylor	56	Ben Taylor-Whitfield	OL	6-6	315	SO	Duncanville, Texas (Duncanville)
10	Josh Hoover	QB	6-2	200	SO	Heath, Texas (Rockwall-Heath)	57	Samir Camacho	OL	6-4	295	FR	Houston, Texas (Cy Falls)
11	Devean Deal	LB	6-4	250	JR	El Paso, Texas (Naaman Forest)/Tulane	57	Johnny Hodges	LB	6-2	240	SR	Darnestown, Md. (Quince Orchard)/Navy
11	JoJo Earle	WR	5-10	180	SR	Fort Worth, Texas (Aledo)/Alabama	58	Bless Harris	OL	6-5	320	SR	New Orleans, La. (St. Augustine)/Florida State
12	Terrence Cooks Jr.	LB	6-2	225	JR	Pearland, Texas (Shadow Creek)/Texas	59	Lucas Vargas-Diaz	OL	6-2	265	RFR	Miami, Fla. (Fort Bend Christian Academy)/Miami (Fla.)
12	Lafayette Kaiuway	TE	6-6	250	RFR	Arlington, Texas (Sam Houston)	60	Cade Bennett	OL	6-3	300	JR	Scottsdale, Ariz. (Notre Dame Prep)/San Diego State
13	JaTravis Broughton	CB	5-11	195	SR	Tulsa, Okla. (Union)/Utah	61	Riley Self	OL	6-4	290	JR	Lufkin, Texas (Lufkin)
13	Major Everhart	WR	5-11	175	SO	Amarillo, Texas (Tascosa)	62	Carson Bruno	OL	6-4	305	JR	Shreveport, La. (C.E. Byrd)/Louisiana Tech
14	Jordyn Bailey	WR	5-10	180	RFR	Denton, Texas (Ryan)	64	Jackson McNeff	OL	6-5	295	RFR	Plano, Texas (Prestonwood Christian Academy)
14	Austin Jordan	S	6-0	200	JR	Denton, Texas (Ryan)/Texas	65	Mike Stoker	OL	6-5	305	RFR	Dallas, Texas (South Oak Cliff)
15	Devyn Hidrogo	S	6-0	210	FR	Franklin, Texas (Franklin)	66	Wesley Harvey	OL	6-8	300	FR	Muskogee, Okla. (Muskogee)
15	Nate Palmer	RB	6-0	190	FR	Decatur, Texas (Decatur)	67	Hudson White	OL	6-2	300	JR	Abilene, Texas (Wylie)
16	Braylon James	WR	6-2	190	RFR	Round Rock, Texas (Stony Point)/Notre Dame	69	Gannon Gaubert	OL	6-1	315	SO	Dallas, Texas (Highland Park)
17	Trent Battle	RB	6-1	200	JR	Daphne, Ala. (Daphne)	70	Ryan Hughes	OL	6-6	290	FR	The Woodlands, Texas (The Woodlands)
17	Devondre McGee	CB	6-2	180	FR	Hearne, Texas (Conroe)	71	Mike Nichols	OL	6-5	310	JR	Justin, Texas (Northwest)
18	Jack Bech	WR	6-2	215	SR	Lafayette, La. (St. Thomas More)/LSU	75	Connor Lingren	DL	6-5	305	RFR	College Station, Texas (College Station)
18	Kaden McFadden	S	5-11	190	FR	Texarkana, Texas (Pleasant Grove)	76	Mitch Hodnett	OL	6-5	295	FR	Monroe, La. (Sterlington)
19	Jonathan Bax	LB	6-3	235	SO	New Orleans, La. (Edna Karr)	77	Robby Rochester	OL	6-5	290	JR	Southlake, Texas (Carroll)/UConn
19	Ken Seals	QB	6-3	220	JR	Azle, Texas (Weatherford)/Vanderbilt	78	Cooper Powers	OL	6-5	310	RFR	Danville, Calif. (De La Salle)
20	Dominique Johnson	RB	6-1	230	JR	Crowley, Texas (Crowley)/Arkansas	80	Sutton Lee	WR	5-10	175	SO	Denton, Texas (Guyer)
20	Jevon McIver Jr.	CB	6-1	185	JR	Charlotte, N.C. (Rocky River)/Austin Peay	81	Chase Curtis	TE	6-5	240	SR	Pittsburg, Kan. (Pittsburg)/Neosho County CC
21	Bud Clark	S	6-2	185	JR	Alexandria, La. (Alexandria)	82	Dozie Ezukanma	WR	6-3	185	FR	Fort Worth, Texas (Timber Creek)
21	Steel Tobin	WR	5-7	160	FR	Dallas, Texas (Highland Park)	83	Keagan Cunningham	WR	6-2	180	JR	Denton, Texas (Ryan)
22	Fletcher Fierro	WR	6-1	185	FR	Rockwall, Texas (Rockwall-Heath)	84	Gekyle Baker	WR	6-3	175	FR	Brownsboro, Texas (Brownsboro)
22	Jordan Lester	S	6-2	180	RFR	Mesquite, Texas (Horn)	85	Parker Clark	WR	6-1	190	SO	Fort Worth, Texas (All Saints Episcopal)
23	Derrick Carroll	RB	6-1	215	RFR	Memphis, Tenn. (Briarcrest Christian)	87	Blake Nowell	WR	6-4	210	SR	Ardmore, Okla. (Plainview)
23	Richard Toney Jr.	S	6-0	195	JR	Arlington, Texas (Arlington)/Nevada	88	Eric McAlister	WR	6-3	205	JR	Azle, Texas (Azle)/Boise State
24	Avery Helm	CB	6-1	185	JR	Missouri City, Texas (Fort Bend Marshall)/Florida	89	Austin Scheets	WR	6-8	210	JR	Colleyville, Texas (Covenant Christian Academy)/Weatherford College
25	Jaise Oliver	S	6-2	205	SR	Fairfield, Texas (Fairfield)/Tulsa	90	Caleb Fox	DL	6-3	310	SR	The Woodlands, Texas (The Woodlands)/Stephen F. Austin
26	Vernon Glover	CB	6-1	185	SO	Dickinson, Texas (Dickinson)	91	Tymon Mitchell	DL	6-3	320	SR	Nashville, Tenn. (Franklin Road)/Georgia
26	Jeremy Payne	RB	5-10	180	FR	Missouri City, Texas (Hightower)	92	Luke Dodds	DL	6-4	250	JR	Round Rock, Texas (Round Rock)
27	Cole Confessore	DB	6-0	185	FR	Burleson, Texas (Centennial)	93	Hakeem Ajijolaiya	DL	6-2	320	SR	Katy, Texas (Tompkins)/Houston
27	Hayden Parga	QB	6-0	185	SO	Reno, Nev. (Reno)	94	Micheal Ibukun-Okeyode	DL	6-5	250	SO	Garland, Texas (Rowlett)
28	Julian Knox	CB	6-2	200	FR	Fort Worth, Texas (North Crowley)	95	Markis Deal	DL	6-5	325	RFR	El Paso, Texas (Naaman Forest)
29	Jacob Porter	QB	6-2	170	SO	Fort Worth, Texas (Timber Creek)	95	Caleb Sempebwa	PK	6-1	180	SO	McKinney, Texas (McKinney Boyd)
29	Cam Smith	S	6-0	180	SR	Whiteville, N.C. (Whiteville)/Memphis	96	Travis Jackson	DL	6-4	250	FR	Tyler, Texas (Tyler Legacy)
30	Kylan Salter	LB	6-2	225	RFR	Cedar Hill, Texas (Cedar Hill)	96	Cal Keeler	SN	6-2	190	FR	Phoenix, Ariz. (Valley Christian)
31	Ethan Craw	P	6-3	220	JR	Tasmania, Australia (Pro Kick Academy)	97	Easton Black	P	6-3	210	SO	Peoria, Ariz. (Sunrise Mountain)
31	Jake Milliman	S	6-3	195	RFR	Lake Forest, Ill. (Lake Forest)	97	Paul Oyewale	DL	6-4	260	SO	Houston, Texas (Langham Creek)
32	Brant Ahlfinger	RB	5-10	210	SO	Fort Worth, Texas (All Saints Episcopal)	98	Sterlin Brooks	DL	6-3	335	FR	Fort Worth, Texas (North Crowley)
33	Max Carroll	LB	6-3	225	RFR	Memphis, Tenn. (Briarcrest Christian)	98	Jax Thompson	SN	6-1	180	FR	Flower Mound, Texas (Flower Mound)
34	Judson Crockett	S	6-0	180	FR	Austin, Texas (Westlake)	99	Avion Carter	DL	6-4	280	RFR	Amarillo, Texas (Tascosa)
34	Kyle Lemmermann	PK	6-2	205	FR	Southlake, Texas (Carroll)	99	Nate McCashland	PK	5-10	170	RFR	Lincoln, Neb. (Southeast)
35	Colton Dobson	WR	5-11	170	JR	Nolensville, Tenn. (Nolensville)							
35	Tristan Johnson	DL	6-3	275	FR	Hurst, Texas (L.D. Bell)							
36	Joe Laterza	WR	6-5	195	JR	Arlington Heights, Ill. (Saint Viator)							
36	Sebastian Peterson	S	6-0	180	FR	Anaheim, Calif. (Servite)							
37	Hudson Hooper	LB	6-2	235	RFR	Cypress, Texas (Bridgeland)							
40	Franklin Estrada II	RB	5-11	200	JR	Carrollton, Texas (Hebron)							
40	Keviyen Huddleston	DL	6-2	265	RFR	Tyler, Texas (Chapel Hill)							
41	Hunter Krepp	WR	6-1	185	SO	Dallas, Texas (Jesus Dallas)							
41	TJ Willson	LB	6-0	205	SO	Loomis, Calif. (Del Oro)							
42	Zachary Chapman	DL	6-5	255	RFR	Missouri City, Texas (Fort Bend Marshall)							
42	Brent Matisck	TE	6-2	235	SR	McKinney, Texas (McKinney Boyd)							
43	Blake Baldwin	LB	6-0	220	JR	Clovis, Calif. (Clovis East)							

TCU DEPTH CHART

OFFENSE

Pos.	No.	Player	Ht.	Wt.	Yr.
QB	10	Josh Hoover	6-2	200	So.
	19	Ken Seals	6-3	220	Jr.
	1	Hauss Hejny	6-0	190	Fr.
RB	4	Cam Cook OR	5-11	195	So.
	17	Trent Battle	6-1	200	Jr.
	2	Trey Sanders	6-0	215	Sr.
	20	Dominique Johnson OR	6-1	230	Jr.
	26	Jeremy Payne OR	5-10	180	Fr.
	15	Nate Palmer	6-0	190	Fr.
TE	9	Drake Dabney	6-5	255	Sr.
	81	Chase Curtis	6-5	240	Sr.
	0	DJ Rogers	6-4	250	Jr.
	12	Lafayette Kaiuway	6-6	250	RFr.
LWR	3	Savion Williams	6-5	225	Sr.
	87	Blake Nowell	6-4	210	Sr.
IWR	7	JP Richardson	6-0	195	Sr.
	11	JoJo Earle OR	5-10	180	Sr.
	14	Jordyn Bailey	5-10	180	RFr.
	13	Major Everhart	5-11	175	So.
RWR	18	Jack Bech	6-2	215	Sr.
	6	Dylan Wright	6-4	205	Sr.
	88	Eric McAlister	6-3	205	Jr.
	16	Braylon James OR	6-2	190	RFr.
	82	Dozie Ezukanma	6-3	185	Fr.
LT	58	Bless Harris	6-5	320	Sr.
	56	Ben Taylor-Whitfield	6-6	315	So.
	70	Ryan Hughes	6-6	290	Fr.
LG	51	Coltin Deery OR	6-4	325	Jr.
	55	Remington Strickland	6-4	300	Jr.
	57	Samir Camacho	6-4	295	Fr.
C	52	James Brockermeyer OR	6-3	295	Jr.
	51	Coltin Deery	6-4	325	Jr.
	78	Cooper Powers	6-5	310	RFr.
RG	62	Carson Bruno	6-4	305	Jr.
	77	Robby Rochester	6-5	290	Jr.
	76	Mitch Hodnett	6-5	295	Fr.
RT	56	Ben Taylor-Whitfield	6-6	315	So.
	71	Mike Nichols	6-5	310	Sr.
	54	Quinton Harris	6-8	315	So.
	65	Mike Stoker	6-5	305	RFr.
	66	Wesley Harvey	6-8	300	Fr.

SPECIALISTS

PK	34	Kyle Lemmermann	6-2	205	Fr.
	99	Nate McCashland	5-10	170	RFr.
H	97	Easton Black	6-3	195	Fr.
	31	Ethan Crow	6-3	220	Jr.
LSN	42	Brent Maticsik	6-2	235	Sr.
SSN	42	Brent Maticsik	6-2	235	Sr.
KO	34	Kyle Lemmermann	6-2	205	Fr.
P	31	Ethan Crow	6-3	220	Jr.
	97	Easton Black	6-3	195	Fr.
PR	7	JP Richardson	6-0	195	Sr.
	18	Jack Bech	6-2	215	Sr.
KR	13	Major Everhart	5-11	175	So.
	14	Jordyn Bailey	5-10	180	RFr.

DEFENSE

Pos.	No.	Player	Ht.	Wt.	Cl.
N	95	Markis Deal	6-5	325	RFr.
	91	Tymon Mitchell	6-3	320	Sr.
	93	Hakeem Ajijolaiya	6-2	320	Sr.
	75	Connor Lingren	6-5	305	So.
T	90	Caleb Fox	6-3	310	Sr.
	42	Zachary Chapman	6-5	255	RFr.
	35	Tristan Johnson	6-3	275	Fr.
EDGE	54	NaNa Osafo-Mensah	6-3	255	Sr.
	96	Travis Jackson	6-4	250	Fr.
	40	Keviyann Huddleston	6-2	265	RFr.
EDGE	44	Cooper McDonald OR	6-3	240	Sr.
	11	Devean Deal	6-4	250	Jr.
	19	Jonathan Bax	6-3	235	So.
	9	Marcel Brooks	6-2	215	Sr.
MLB	57	Johnny Hodges	6-2	240	Sr.
	3	Kaleb Elarms-Orr	6-2	235	Jr.
WLB	4	Namdi Obiazor	6-3	220	Sr.
	33	Max Carroll	6-3	225	RFr.
N	1	Abe Camara	6-0	190	Sr.
	25	Jaise Oliver	6-2	203	Sr.
	14	Austin Jordan	6-0	200	Jr.
BS	2	Jamel Johnson	6-1	200	So.
	29	Cam Smith	6-0	180	Sr.
	18	Kaden McFadden	5-11	190	Fr.
FS	21	Bud Clark	6-2	185	Jr.
	23	Richard Toney Jr.	6-0	195	Jr.
	22	Jordan Lester	6-2	180	RFr.
BC	13	JaTravis Broughton	5-11	195	Sr.
	20	Jevon McIver Jr.	6-2	185	Jr.
	28	Julian Knox	6-2	200	Fr.
FC	6	LaMareon James	5-10	190	Sr.
	7	Channing Canada	6-1	185	Jr.
	17	Devondre McGee	6-2	180	Fr.

PRONUNCIATION GUIDE

Hakeem Ajijolaiya, DL _____ Uh-JIHJ-oh-lie-uh
Gekyle Baker, WR _____ Juh-kyle
JaTravis Broughton, CB _____ Juh-travis
Abe Camara, S _____ kuh-MAIR-uh
Samir Camacho, OL _____ Saw-meer
Devean Deal, Edge _____ Devin
Kaleb Elarms-Orr, LB _____ EE-larms Orr
Dozie Ezukanma, WR _____ Eh-zoo-con-muh
Hauss Hejny, QB _____ Hay-knee
Devyn Hidrogo, S _____ Devin Hih-drog-oh
LaMareon James, CB _____ Lah-MARR-ee-on
Lafayette Kaiuway, TE _____ Kie-YOU-way
Jevon McIver Jr., CB _____ Mick-KYE-ver
Namdi Obiazor, S _____ nam-dee Oh-bee-eye-zor
NaNa Osafo-Mensah, Edge _____ Oh-saw-fuh Men-suh
Paul Oyewale, Edge _____ Oh-yay-wall-ay
Dylan Wright, WR _____ DAY-lynn

2024 DEPTH CHART PLAYER BRIEFS

OFFENSE

QB	10	Josh Hoover	6-2	200	So.	6th in the FBS in passing yds (3,485), T-13th in TD passes (23); Has passed for at least 2 TDs in 12 of 17 career starts
	19	Ken Seals	6-3	220	Jr.	Made 22 starts at Vandy; Holds school career record for completion pct. (60.5); 7th in VU history w/ 4,292 yds passing
	1	Hauss Hejny	6-0	190	Fr.	Has 7 carries for 17 yards; Led nearby Aledo HS to two state titles; Nation's No. 12 QB recruit by 247Sports
RB	4	Cam Cook OR	5-11	195	So.	Team-best 434 yards, 9 TDs; 5th on TCU w/ 18 rec.; Career-high 81 yds on career-best 20 atts. at Stanford; 3 TDs vs LIU
	17	Trent Battle	6-1	200	Jr.	First 2 career TDs with runs of 1 and 4 yds in Arizona game; 127 yds, 4 rec. in '24; Sidelined by injury opening 5 games
	2	Trey Sanders	6-0	215	Sr.	46 yds in '24; 2nd on TCU w/ 6 TDs in '23, 3 vs. Colorado in TCU debut; Alabama transfer; Nation's No. 1 HS RB
	20	Dominique Johnson OR	6-1	230	Jr.	63 yds, 1 TD; Played for OC Briles, RB Coach Smith at Arkansas; Rushed for 785 yds, 8 TDs in 4 seasons at UA
	26	Jeremy Payne OR	5-10	180	Fr.	3rd on TCU w/ 192 yds; 30-yd TD vs. UA; First career start in UH game; 65 yds at KU; 4-star recruit, nation's No. 20 RB
TE	15	Nate Palmer	6-0	190	Fr.	Early enrollee who took part in spring practice; 4,910 yards rushing, 71 TDs in prep career; Nation's No. 33 RB in HS
	9	Drake Dabney	6-5	255	Sr.	15 rec. for 114 yds; Set Baylor record for TE receiving yds w/ 552 in '23; 2023 All-Big 12; TD catch vs. TCU in '21
	81	Chase Curtis	6-5	240	Sr.	7 rec. for 77 yds; 18-yd TD vs. LIU; Team Captain; 7th year of college (2 at JC, 5 at TCU); Career-high 15 catches in '23
LWR	0	DJ Rogers	6-4	250	Jr.	36-yd catch vs. UA; Has 9 rec. in '24; Career-long 40-yard catch at Baylor; Two-time First-Team Academic All-Big 12
	3	Savion Williams	6-5	225	Sr.	2nd on TCU w/ 57 rec. & 312 yards rushing; TD pass at Baylor; Has led TCU in rushing 4 of last 5 gms; Former HS QB
IWR	87	Blake Nowell	6-4	210	Sr.	Has 5 rec.; Career-long 46-yd catch vs. LIU; Career-high 3 rec. at Tech in '23; Returned blocked punt for TD vs. Nicholls
	7	JP Richardson	6-0	195	Sr.	3rd on TCU w/ 50 catches; Back-to-back 100-yd games vs. OSU, UA; Career-high 9 rec. vs. UH, 107 yds vs. Stanford
RWR	11	JoJo Earle OR	5-10	180	Sr.	7 rec. in '24; 2 carries, 21 yds at KU; Closed '23 w/ season-best 4 rec. for career-high 95 yds, including TD, at Oklahoma
	14	Jordyn Bailey	5-10	180	RFr.	TD 2 of last 3 games; 59-yd TD run vs. OSU; Spectacular one-handed grab for TD at Baylor; 9 rec. in '24; 21.1 KR avg.
	13	Major Everhart	5-11	175	So.	Sidelined last 10 games; Placed 6th on TCU w/ 20 rec. in '23; TCU's primary KR; 86-yard return vs. Colorado in '23
	18	Jack Bech	6-2	215	Sr.	Biletnikoff Award Semifinalist; 5th TCU player in history w/ a 1,000-yd (1,007) season; 9 TDs; Led LSU w/ 43 rec. in '21
	6	Dylan Wright	6-4	205	Sr.	Sidelined first 5 contests by injury; Appeared in 7 games in '23 before season-ending injury; Had 11 rec., 187 yds, 2 TDs
LT	88	Eric McAlister	6-3	205	Jr.	Tops FBS w/ 92.9 percent (26-of-28) of rec. for 1st downs; 3rd w/ 22.8 yds per catch; Game-winning 84-yd TD vs Tech
	16	Braylon James OR	6-2	190	RFr.	2 rec. for 6 yds; Notre Dame transfer; Under Armour All-American rated by ESPN as the nation's No. 10 WR in HS
	82	Dozie Ezukanma	6-3	185	Fr.	Fort Worth native; Ranked by 247Sports as No. 117 WR in nation; 52 rec, 877 yds, 12 TDs as senior at Timber Creek HS
LG	58	Bless Harris	6-5	320	Sr.	Made 5 starts while playing in 11 games for Florida State in '23; Started the '22 FSU opener before season-ending injury
	56	Ben Taylor-Whitfield	6-6	315	So.	Started at RT last 7 games; Started at LG vs. WVU in '23, becoming first TCU true freshman to start on o-line since '12
C	51	Coltin Deery OR	6-4	325	Jr.	Has made 18 straight starts at LG; First-Team Academic All-Big 12 w/ a 4.0 GPA; Began his career at Maryland
	55	Remington Strickland	6-4	300	Jr.	Played in 9 games over the 2022 and 2023 seasons for Texas A&M; Three-star recruit at Fort Bend Christian Academy
	57	Samir Camacho	6-4	295	Fr.	Three-star recruit rated the nation's No. 88 interior lineman by 247Sports; No. 150 overall prospect in Texas
RG	52	James Brockermeyer OR	6-3	295	Jr.	Played in 14 games for Alabama in '23; Spent 3 yrs in Tuscaloosa; Nation's top-ranked center at All Saints in Fort Worth
	51	Coltin Deery	6-4	325	Jr.	Has made 18 straight starts at LG; First-Team Academic All-Big 12 w/ a 4.0 GPA; Began his career at Maryland
RT	62	Carson Bruno	6-4	305	Jr.	Started all 24 games the previous 2 seasons at Louisiana Tech; played at RT in '23; Received All-Conference USA honors
	77	Robby Rochester	6-5	290	Jr.	Sidelined by injury last season; Appeared in 13 games in 2022; Played his first two seasons at UConn
RT	56	Ben Taylor-Whitfield	6-6	315	So.	Started at RT last 7 games; Started at LG vs. WVU in '23, becoming first TCU true freshman to start on o-line since '12
	71	Mike Nichols	6-5	310	Sr.	Started the opening 4 games; Made 6 starts at RT in '23 with a season-best 102 snaps at Houston

DEFENSE

N	95	Markis Deal	6-5	325	RFr.	Returned to lineup vs. Arizona after missing 2 games due to injury; 5 starts in '24; 2.5 TFLs; Key FR late in win vs. Tech
	91	Tymon Mitchell	6-3	320	Sr.	Int. & huge fourth-down stop at Stanford; Appeared in all 38 games the last 3 seasons; Played on Georgia's '21 title team
	93	Hakeem Ajiolaiya	6-2	320	Sr.	First TCU start in Baylor game, before early injury; FF late vs. Tech led to TCU win; Played 40 games for Houston
T	90	Caleb Fox	6-3	310	Sr.	23 straight starts last 2 years; FR vs Tech; Blocked FG vs. UCF; Played for TCU d-line coach JaMarkus McFarland at SFA
	42	Zachary Chapman	6-5	255	RFr.	T-2nd on TCU w/ 3.0 sacks; Career-high 6 tackles vs. Tech; 4-star recruit; Nation's No. 51 d-lineman; Shot putter in HS
	35	Tristan Johnson	6-3	275	Fr.	Nation's No. 125 d-lineman by 247Sports; Rated as No. 172 prospect in Texas; 60 stops, including 18 TFLs, 10 sacks
EDGE	54	NaNa Osafo-Mensah	6-3	255	Sr.	2 straight gms w/ a sack; T-2nd on TCU w/ 6.5 TFLs, 3.0 sacks; 32 stops; Bachelor's & master's degrees from Notre Dame
	96	Travis Jackson	6-4	250	Fr.	Has a sack in last 2 gms; First career sack was for a 23-yd loss to go w/ an Int. w/ 22-yd return in win vs. OSU; 16 tackles
	40	Keviyen Huddleston	6-2	265	RFr.	Has played in 2 games; Rated by 247Sports as the nation's No. 55 edge rusher, No. 90 overall prospect in Texas
EDGE	44	Cooper McDonald OR	6-3	240	Sr.	Returned vs. UA w/ a sack after being sidelined 4 games by injury; T-2nd on TCU w/ 3.0 sacks; 24 stops w/ 4.0 TFLs
	11	Devean Deal	6-4	250	Jr.	Tops TCU w/ 4.5 sacks and 7.5 TFLs; Has a sack in 3 of last 5 games; All-AAC at Tulane in '23 w/ 12.0 TFLs, 4.0 sacks
	19	Jonathan Bax	6-3	235	So.	Had a FF & FR vs. OSU; Has 4 tackles; Played in 10 games; Rated by 247Sports as No. 30 overall prospect in Louisiana
MLB	9	Marcel Brooks	6-2	215	Sr.	T-5th on TCU w/ 2.5 sacks, inc. 1.5 at Stanford; HS WR; Played 11 games as a true freshman for LSU's 2019 title team
	57	Johnny Hodges	6-2	240	Sr.	Team-best 78 tackles w/ 4.5 for loss; Led TCU w/ 7 stops vs. Arizona; Topped TCU in '22 w/ 87 tackles; 2022 All-Big 12
	3	Kaleb Elarms-Orr	6-2	235	Jr.	40 stops, 2 TFL; Sack at Utah; 2nd-Team All-Pac-12 at Cal in '23; Led Golden Bears w/ 92 tackles, including 16 vs. ASU
WLB	4	Namdi Obiazor	6-3	220	Sr.	2nd on TCU w/ 71 stops and 6.5 TFLs, T-5th w/ 2.5 sacks; Led TCU w/ 84 tackles last season; 2 starts at S in '22
	33	Max Carroll	6-3	225	RFr.	15 tackles; Career-high 6 stops vs. LIU; Played 4 games in '23 to preserve redshirt; Four-star recruit; No. 11 player in TN
	1	Abe Camara	6-0	190	Sr.	5th on TCU w/ 48 stops and 4th w/ 5.0 TFLs; 5 PBUs; Played all 38 games the last 3 years; 8 starts in the '22 CFP season
BS	25	Jaise Oliver	6-2	203	Sr.	Played 41 games over 4 yrs at Tulsa; Has 6 career picks, including 4 in '23; Earned bachelor's & master's degrees at Tulsa
	2	Jamel Johnson	6-1	200	So.	3rd on TCU w/ 63 tackles, more than tripling his total of 19 as a true freshman in '23; 11 stops vs. UCF and Stanford
	29	Cam Smith	6-0	180	Sr.	Sidelined opening 5 games by injury; Season-best 6 stops w/ TFL vs. UA; 18 tackles; Made 11 starts for Memphis in '23
FS	21	Bud Clark	6-2	185	Jr.	Team-best 3 Ints. w/ a pick last 2 games; 56 stops; Team Captain 2nd straight year; Pick 6 vs. Michigan in '22 CFP win
	23	Richard Toney Jr.	6-0	195	Jr.	Team-high 7 tackles, PBU vs. LIU in first TCU start; 9 starts for Nevada in '23, playing for TCU LB Coach Ken Wilson
	22	Jordan Lester	6-2	180	RFr.	Saw action in 3 games in '23, preserving a redshirt season; Ranked by 247Sports as the nation's No. 87 safety at Horn HS
BC	13	JaTravis Broughton	5-11	195	Sr.	5 PBUs, 35 stops; 4 PBUs in TCU debut in win at Stanford; Made 29 starts for Utah, earning All-Pac-12 honors in 2020
	20	Jevon McIver Jr.	6-2	185	Jr.	Has 4 PBUs; 1st-Team All-United Athletic Conference at Austin Peay in '23; Began his career at D-II Lenoir-Rhyne
FC	6	LaMareon James	5-10	190	Sr.	Int. sealed win at KU; Team-best 9 PBUs; All-Sun Belt at ODU in '23; 7th player in history w/ Int., FR TDs same game
	7	Channing Canada	6-1	185	Jr.	Started the last 3 games; Had a TFL at Baylor; First career start in '23 finale at Oklahoma; Nation's top-ranked JC corner

SPECIALISTS

PK	34	Kyle Lemmermann	6-2	205	Fr.	11-of-17 on FGs; Good from 46 & 47 yds at Baylor; Career-long 48-yard FG vs. LIU; Nation's No. 1 kicker by 247Sports
H	97	Easton Black	6-3	195	Fr.	Second-team punter in his first season as the holder; Third year in the program
SN	42	Brent Maticcik	6-2	235	Sr.	Team Captain; Third season as the short and long snapper; Brother, Ross, snaps for the Jacksonville Jaguars
KO	34	Kyle Lemmermann	6-2	205	Fr.	29 touchbacks on 65 kickoffs this season; Totaled 88 TBs on 128 KOs for Southlake Carroll High School in '23
P	31	Ethan Craw	6-3	220	Jr.	41.5 avg.; Career-long 59-yd boot at BU; From same Pro Kick Academy in Australia as former TCU punter Jordy Sandy
PR	7	JP Richardson	6-0	195	Sr.	89-yd TD at KU, T-4th longest in TCU history and is 3rd-longest in the nation this season; 11.7 avg. on 20 returns in '24
KR	13	Major Everhart	5-11	175	So.	14.0 avg. on 2 returns at Stanford; 22.3 season mark in '23; 86-yard return to set up TD vs. Colorado in last year's opener
	14	Jordyn Bailey	5-10	180	RFr.	Has a 21.1 season average on 10 returns; 93-yard TD on second-half kickoff at SMU negated by penalty

THE LAST TIME...

TEAM SCORED 60 OR MORE:

- ▶ TCU: 11/26/2022, 62 vs. Iowa State (W, 62-14)
- ▶ Opp.: 9/21/2024, 66, SMU (L, 42-66)

TEAM SCORED 50 OR MORE:

- ▶ TCU: 12/31/2022, 51 vs. Michigan (W, 51-45)
- ▶ Opp.: 9/21/2024, 66, SMU (L, 42-66)

TEAM SCORED DOUBLE DIGITS EACH QUARTER:

- ▶ TCU: 11/5/2016, at Baylor (W, 62-22)
- ▶ Opp.: 11/24/2023, 69, Oklahoma (L, 45-69)

TEAM DID NOT SCORE A TOUCHDOWN:

- ▶ TCU: 10/21/2023, at Kansas State (L, 3-41)
- ▶ Opp.: 9/7/2024, LIU (W, 45-0)

TEAM HAD 600 OR MORE YARDS TOTAL OFFENSE:

- ▶ TCU: 10/1/2022, 668 vs. Oklahoma (W, 55-24)
- ▶ Opp.: 11/24/2023, 607, Oklahoma (L, 45-69)

TEAM HAD 500 YARDS TOTAL OFFENSE:

- ▶ TCU: 9/28/2024, 507 at Kansas (W, 38-27)
- ▶ Opp.: 9/14/2024, 519, UCF (L, 34-35)

TEAM HAD 400 YARDS TOTAL OFFENSE:

- ▶ TCU: 11/23/2024, 450 vs. Arizona (W, 49-28)
- ▶ Opp.: 11/2/2024, 499, Baylor (L, 34-37)

TEAM HAD 200 OR FEWER YARDS TOTAL OFFENSE:

- ▶ TCU: 1/9/2023, 188 vs. Georgia (L, 7-65)
- ▶ Opp.: 9/7/2024, 127, LIU (W, 45-0)

TEAM PASSED FOR 500 OR MORE YARDS:

- ▶ TCU: 9/26/2015, 503 at Texas Tech (W, 55-52)
- ▶ Opp.: 9/2/2023, 510, Colorado (L, 42-45)

TEAM PASSED FOR 400 YARDS:

- ▶ TCU: 9/21/2024, 415 at SMU (L, 42-66)
- ▶ Opp.: 11/24/2023, 400, Oklahoma (L, 45-69)

TEAM PASSED FOR 300 YARDS:

- ▶ TCU: 11/23/2024, 303 vs. Arizona (W, 49-28)
- ▶ Opp.: 11/24/2023, 400, Oklahoma (L, 45-69)

TEAM PASSED FOR FEWER THAN 100 YARDS:

- ▶ TCU: 11/7/2020, 73 vs. Texas Tech (W, 34-18)
- ▶ Opp.: 9/7/2024, 68, LIU (W, 45-0)

TEAM COMPLETED 10 OR FEWER PASSES:

- ▶ TCU: 11/20/2021, 10 vs. Kansas (W, 31-28)
- ▶ Opp.: 9/7/2024, 9, LIU (W, 45-0)

TEAM HAD NO PASSING TOUCHDOWNS:

- ▶ TCU: 10/19/2024, at Utah (W, 13-7)
- ▶ Opp.: 11/2/2024, Baylor (L, 34-37)

TEAM RUSHED FOR 300 YARDS OR MORE:

- ▶ TCU: 10/1/2022, 361 vs. Oklahoma (W, 55-24)
- ▶ Opp.: 10/21/2023, 343, Kansas State (L, 3-41)

TEAM RUSHED FOR 200 YARDS:

- ▶ TCU: 9/16/2023, 250 at Houston (W, 36-13)
- ▶ Opp.: 11/2/2024, 257, Baylor (L, 34-37)

TEAM RUSHED FOR 100 YARDS OR FEWER:

- ▶ TCU: 10/4/2024, 66 vs. Houston (L, 19-30)
- ▶ Opp.: 11/23/2024, 38, Arizona (W, 49-28)

TEAM HAD 60 OR MORE RUSHING ATTEMPTS:

- ▶ TCU: 9/28/2019, 61 vs. Kansas (W, 51-14)
- ▶ Opp.: 11/13/2021, 62, Oklahoma State (L, 17-63)

TEAM HAD 50 OR MORE RUSHING ATTEMPTS:

- ▶ TCU: 9/16/2023, 51 at Houston (W, 36-13)
- ▶ Opp.: 10/26/2024, 50, Texas Tech (W, 35-34)

TEAM HAD 4 OR MORE RUSHING TDS IN A GAME:

- ▶ TCU: 11/23/2024, 6 vs. Arizona (W, 49-28)
- ▶ Opp.: 11/2/2024, 5, Baylor (L, 34-37)

TEAM HAD TWO PLAYERS WITH 100 YARDS RECEIVING:

- ▶ TCU: 9/28/2024, Jack Bech (131), Eric McAlister (100) at Kansas (W, 38-27)
- ▶ Opp.: 9/2/2023, Dylan Edwards (135), Travis Hunter (119), Xavier Weaver (118), Jimmy Horn Jr. (117), Colorado (L, 42-45)

TEAM HAD 30 OR MORE FIRST DOWNS:

- ▶ TCU: 10/14/2023, 30 vs. BYU (W, 44-11)
- ▶ Opp.: 11/2/2024, 31, Baylor (L, 34-37)

TEAM HAD NO TURNOVERS:

- ▶ TCU: 11/9/2024, vs. Oklahoma State (W, 38-13)
- ▶ Opp.: 11/2/2024, Baylor (L, 34-37)

TEAM LOST 4 OR MORE FUMBLES:

- ▶ TCU: 12/5/2020, 4 vs. Oklahoma State (W, 29-22)
- ▶ Opp.: 11/27/2015, 4, Baylor (W, 28-21, 2OT)

TEAM HAD 5 OR MORE FUMBLES:

- ▶ TCU: 9/21/2024, 5 at SMU (L, 42-66)
- ▶ Opp.: 10/26/2014, 5, Texas Tech (W, 35-34)

TEAM HAD TWO 100-YARD RUSHERS:

- ▶ TCU: 10/1/2022, Kendre Miller (136), Max Duggan (116) vs. Oklahoma (W, 55-24)
- ▶ Opp.: 11/13/2021, Dominic Richardson (134), Jaylen Warren (113), Oklahoma State (L, 17-63)

TEAM KICKOFF RETURN YARDAGE 150 OR MORE:

- ▶ TCU: 9/2/2023, 150 vs. Colorado (L, 42-45)
- ▶ Opp.: 9/16/2023, 201, Houston (W, 36-13)

TEAM SCORED A TWO-POINT CONVERSION:

- ▶ TCU: 11/24/2023, at Oklahoma (L, 45-69)
- ▶ Opp.: 11/23/2024, Arizona (W, 49-28)

TEAM DID NOT PUNT ENTIRE GAME:

- ▶ TCU: 11/18/2023, vs. Baylor (W, 42-17)
- ▶ Opp.: 9/21/2024, SMU (L, 42-66)

TEAM WAS AHEAD AT HALFTIME AND LOST:

- ▶ TCU: 11/2/2024, at Baylor (L, 34-37)
- ▶ Opp.: 10/26/2024, Texas Tech (W, 35-34)

TEAM WAS SHUTOUT IN FIRST HALF:

- ▶ TCU: 12/26/2018, vs. Cal (W, 10-7, OT)
- ▶ Opp.: 11/9/2024, Oklahoma State (W, 38-13)

TEAM WAS SHUTOUT IN SECOND HALF:

- ▶ TCU: 10/21/2023, at Kansas State (L, 3-41)
- ▶ Opp.: 9/7/2024, LIU (W, 45-0)

TEAM WAS SHUTOUT FOR ENTIRE GAME:

- ▶ TCU: 11/16/1991, at Texas (L, 0-32)
- ▶ Opp.: 9/7/2024, LIU (W, 45-0)

TEAM COMMITTED 10 OR MORE PENALTIES:

- ▶ TCU: 9/21/2024, 14 at SMU (L, 42-66)
- ▶ Opp.: 11/14/2020, 10, West Virginia (L, 6-24)

TEAM HAD 100 OR MORE PENALTY YARDS:

- ▶ TCU: 9/21/2024, 14-135 at SMU (L, 42-66)
- ▶ Opp.: 11/5/2016, 11-121, Baylor (W, 62-22)

TEAM HAD ONE OR FEWER PENALTIES:

- ▶ TCU: 10/8/2022, 1 at Kansas (W, 38-31)
- ▶ Opp.: 11/18/2023, 1, Baylor (W, 42-17)

TEAM ATTEMPTED ONSIDE KICK:

- ▶ TCU: 9/21/2024, at SMU (L, 42-66)
- ▶ Opp.: 8/30/2024, Stanford (W, 34-27)

THE LAST TIME...

TEAM RECOVERED ONSIDE KICK:

- ▶ TCU: 10/25/2014, vs. Texas Tech (W, 82-27)
- ▶ Opp.: 11/28/2020, Kansas (W, 59-23)

DEFENSE WITH 3 OR MORE INTERCEPTIONS:

- ▶ TCU: 9/25/2021, 3 vs. SMU (L, 34-42)
- ▶ Opp.: 10/7/2023, 4, Iowa State (L, 14-27)

DEFENSE RECORDED A SAFETY:

- ▶ TCU: 10/30/2021, at Kansas State (L, 12-31)
- ▶ Opp.: 10/3/2020, Texas (W, 33-31)

PLAYER HAD 600 OR MORE YARDS PASSING:

- ▶ TCU: 11/3/1990, 690 Matt Vogler vs. Houston (L, 35-56)
- ▶ Opp.: N/A

PLAYER HAD 500 YARDS PASSING:

- ▶ TCU: 11/3/1990, 690 Matt Vogler vs. Houston (L, 35-56)
- ▶ Opp.: 9/2/2023, 510 Shedeur Sanders, Colorado (L, 42-45)

PLAYER HAD 400 YARDS PASSING:

- ▶ TCU: 9/14/2024, 402 Josh Hoover vs. UCF (L, 34-35)
- ▶ Opp.: 11/24/2023, 400 Dillon Gabriel, Oklahoma (L, 45-69)

PLAYER HAD 30 OR MORE COMPLETIONS:

- ▶ TCU: 9/14/2024, 35 Josh Hoover vs. UCF (L, 34-35)
- ▶ Opp.: 9/2/2023, 38 Shedeur Sanders, Colorado (L, 42-45)

PLAYER HAD 25 COMPLETIONS:

- ▶ TCU: 11/9/2024, 26 Josh Hoover vs. Oklahoma State (W, 38-13)
- ▶ Opp.: 11/23/2024, 29 Noah Fifita, Arizona (W, 49-28)

PLAYER ATTEMPTED 50 OR MORE PASSES:

- ▶ TCU: 9/14/2024, 52 Josh Hoover vs. UCF (L, 34-35)
- ▶ Opp.: 10/11/2014, 55 Bryce Petty, Baylor (L, 58-61)

PLAYER HAD 4 OR MORE PASSING TOUCHDOWNS:

- ▶ TCU: 9/14/2024, 4 Josh Hoover vs. UCF (L, 34-35)
- ▶ Opp.: 9/2/2023, 4 Shedeur Sanders, Colorado (L, 42-45)

PLAYER HAD 150 OR MORE RECEIVING YARDS:

- ▶ TCU: 9/21/2024, 166 Jack Bech at SMU (L, 42-66)
- ▶ Opp.: 1/9/2023, 152 Brock Bowers, Georgia (L, 7-65)

PLAYER HAD 10 OR MORE RECEPTIONS:

- ▶ TCU: 9/28/2024, 10 Jack Bech at Kansas (W, 38-27)
- ▶ Opp.: 11/9/2024, 10 Brennan Presley, Oklahoma State (W, 38-13)

PLAYER HAD 3 OR MORE RECEIVING TOUCHDOWNS:

- ▶ TCU: 10/16/2021, 3 Quentin Johnston at Oklahoma (L, 31-52)
- ▶ Opp.: 9/2/2023, 3 Dylan Edwards, Colorado (L, 42-45)

PLAYER HAD A RECEIVING TOUCHDOWN 50 OR MORE YARDS:

- ▶ TCU: 10/26/2024, 84 Eric McAlister vs. Texas Tech (W, 35-34)
- ▶ Opp.: 10/19/2024, 71 Money Parks, Utah (W, 13-7)

PLAYER HAD A RECEIVING TOUCHDOWN 70 OR MORE YARDS:

- ▶ TCU: 10/26/2024, 84 Eric McAlister vs. Texas Tech (W, 35-34)
- ▶ Opp.: 10/19/2024, 71 Money Parks, Utah (W, 13-7)

PLAYER HAD 30 OR MORE CARRIES:

- ▶ TCU: 12/26/2018, 32 Sewo Olonilua vs. Cal (W, 10-7, OT)
- ▶ Opp.: 10/26/2024, 30 Tahj Brooks, Texas Tech (W, 35-34)

PLAYER HAD 20 CARRIES:

- ▶ TCU: 8/30/2024, 20 Cam Cook at Stanford (W, 34-27)
- ▶ Opp.: 11/9/2024, 25 Ollie Gordon II, Oklahoma State (W, 38-13)

PLAYER WITH 100 YARDS RUSHING:

- ▶ TCU: 11/24/2023, 150 Emani Bailey at Oklahoma (L, 45-69)
- ▶ Opp.: 11/9/2024, 121 Ollie Gordon II, Oklahoma State (W, 38-13)

PLAYER WITH 4 OR MORE RUSHING TOUCHDOWNS:

- ▶ TCU: 11/5/2016, 5 Kyle Hicks vs. Baylor (W, 62-22)
- ▶ Opp.: 11/2/2024, 4 Bryson Washington, Baylor (L, 34-37)

PLAYER WITH 3 RUSHING TOUCHDOWNS:

- ▶ TCU: 9/7/2024, 3 Cam Cook vs. LIU (W, 45-0)
- ▶ Opp.: 11/2/2024, 4 Bryson Washington, Baylor (L, 34-37)

PLAYER WITH A RUSHING TOUCHDOWN 70 OR MORE YARDS:

- ▶ TCU: 11/12/2022, 75 Kendre Miller at Texas (W, 17-10)
- ▶ Opp.: 10/4/2024, 71 Zeon Chriss, Houston (L, 19-30)

PLAYER HAD A RUSHING TOUCHDOWN 50 OR MORE YARDS:

- ▶ TCU: 11/9/2024, 59 Jordyn Bailey vs. Oklahoma State (W, 38-13)
- ▶ Opp.: 10/4/2024, 71 Zeon Chriss, Houston (L, 19-30)

PLAYER RECORDED 15 OR MORE TACKLES:

- ▶ TCU: 11/23/2019, 16 Garret Wallow at Oklahoma (L, 24-28)
- ▶ Opp.: 11/23/2024, 15 Dalton Johnson, Arizona (W, 49-28)

PLAYER RECORDED 3 OR MORE SACKS:

- ▶ TCU: 12/31/2022, 4 Dylan Horton vs. Michigan (W, 51-45)
- ▶ Opp.: 9/24/2022, 3 Paul Nelson, SMU (W, 42-34)

PLAYER RETURNED AN INTERCEPTION FOR TOUCHDOWN:

- ▶ TCU: 10/14/2023, Millard Bradford vs. BYU (W, 44-11)
- ▶ Opp.: 9/21/2024, Ahmaad Moses, SMU (L, 42-66)

PLAYER HAD 2 OR MORE INTERCEPTIONS:

- ▶ TCU: 12/12/2020, 2 C.J. Ceasar II vs. Louisiana Tech (W, 52-10)
- ▶ Opp.: 10/4/2024, 2 A.J. Haulcy, Houston (L, 19-30)

PLAYER RETURNED A FUMBLE FOR A TOUCHDOWN:

- ▶ TCU: 11/13/2021, Colt Ellison at Oklahoma State (L, 17-63)
- ▶ Opp.: 11/23/2024, Sterling Lane II, Arizona (W, 49-28)

PLAYER RETURNED A KICKOFF FOR A TOUCHDOWN:

- ▶ TCU: 10/23/2021, Derius Davis, 100 yards, vs. West Virginia (L, 17-29)
- ▶ Opp.: 9/16/2023, Matthew Golden, 98 yards, Houston (W, 36-13)

PLAYER RETURNED A PUNT FOR A TOUCHDOWN:

- ▶ TCU: 9/28/2024, JP Richardson, 89 yards, at Kansas (W, 38-27)
- ▶ Opp.: 9/21/2024, Roderick Daniels Jr., 69 yards, SMU (L, 42-66)

PLAYER RETURNED A BLOCKED PUNT FOR A TOUCHDOWN:

- ▶ TCU: 9/9/2023, Blake Nowell (24 yards) vs. Nicholls (W, 41-6)
- ▶ Opp.: 9/13/2008, Richard Sherman (21 yards), Stanford (W, 31-14)

PLAYER HAD 15 OR MORE KICKING POINTS:

- ▶ TCU: 10/3/2020, 15 Griffin Kell at Texas (W, 33-31)
- ▶ Opp.: 9/21/2024, 16 Collin Rogers, SMU (L, 42-66)

FIELD GOAL 50 OR MORE YARDS:

- ▶ TCU: 11/11/2023, 56 Griffin Kell vs. Texas (L, 26-29)
- ▶ Opp.: 11/23/2024, 53 Tyler Loop, Arizona (W, 49-28)

PLAYER CONVERTED 4 OR MORE FIELD GOALS:

- ▶ TCU: 10/3/2020, 4 Griffin Kell at Texas (W, 33-31)
- ▶ Opp.: 10/15/2022, 4 Tanner Brown, Oklahoma State (W, 43-40, 2OT)

PLAYER BLOCKED A FIELD GOAL:

- ▶ TCU: 9/14/2024, LaMareon James vs. UCF (L, 34-35)
- ▶ Opp.: 11/12/2022, Kitan Crawford, Texas (W, 17-10)

PLAYER BLOCKED A PUNT:

- ▶ TCU: 10/19/2024, Shad Banks Jr. at Utah (W, 13-7)
- ▶ Opp.: 10/7/2023, Darien Porter, Iowa State (L, 14-27)

PLAYER HAD A PUNT OF 60 OR MORE YARDS:

- ▶ TCU: 10/2/2021, 62 Jordy Sandy vs. Texas (L, 27-32)
- ▶ Opp.: 11/2/2024, 62 Palmer Williams, Baylor (L, 34-37)

2024 PLAYER BIO UPDATES



**HAKEEM
AJIJOLAIYA**
DEFENSIVE LINE // SR // 6-2 // 320
Katy, Texas (Tompkins HS)/Houston

2024 GAME-BY-GAME

	S-A-T	TFL	QBS	FF-FR	INT	QBH	PBU
at Stanford	1-3-4	0-5-4	0-5-4	0-0	0	1	0
LIU	1-3-4	1-0-3	0-0	0-0	0	0	0
UCF	1-3-4	0-0	0-0	0-0	0	0	1
at SMU	0-1-1	0-0	0-0	0-0	0	0	0
at Kansas	1-0-1	0-0	0-0	0-0	0	0	0
Houston	0-0-0	0-0	0-0	0-0	0	0	0
at Utah	0-0-0	0-0	0-0	0-0	0	0	0
Texas Tech	2-0-2	0-0	0-0	1-0	0	0	0
at Baylor	0-0-0	0-0	0-0	0-0	0	0	0
Arizona	0-0-0	0-0	0-0	0-0	0	0	0

CAREER STATS

DEFENSE	G	S-A-T	TFL	QBS	INT	PBU	FF-FR
2020 (Houston)	3	0-0-0	0-0	0-0	0	0	0-0
2021 (Houston)	12	1-1-2	1-0-3	1-0-3	0	0	0-0
2022 (Houston)	13	2-2-4	0-0	0-0	0	0	0-1
2023 (Houston)	12	10-11-21	1-0-1	0-0	0	1	0-1
2024	10	5-4-9	0-5-1	0-0	0	0	1-0
TOTAL	50	18-18-36	2-5-5	1-0-3	0	71	1-2

SINGLE-GAME CAREER HIGHS

Total Tackles:5, at UCF (11/25/23)
Total Sacks:1, at UConn (11/27/21)
Total Tackles For Loss:1.0, vs. UTST (9/2/23); at UConn (11/27/21)



**JORDYN
BAILEY**
WIDE RECEIVER // RFR // 5-10 //180
Denton, Texas (Ryan HS)

2024 GAME-BY-GAME

	RECEIVING				PUNT/KICK RETURNS			
	REC	YDS	TD	LNG	ATT	YDS	TD	LNG
at Stanford	0	0	0	0	1	26	0	26
LIU	1	18	0	18	0	0	0	0
at SMU	2	6	1	6	2	32	0	23
at Kansas	0	0	0	0	1	14	0	14
Houston	2	-1	0	6	3	61	0	24
at Utah	0	0	0	0	0	0	0	0
Texas Tech	0	0	0	0	1	22	0	22
at Baylor	2	18	1	10	0	0	0	0
Oklahoma State	2	11	0	10	1	31	0	31
Arizona	0	0	0	0	1	25	0	25

CAREER STATS

RECEIVING	G	REC	YDS	TD	LNG	AVG
2023	4	5	103	1	34	25.8
2024	10	9	52	2	18	5.2
TOTAL	14	14	155	3	34	11.1

SINGLE-GAME CAREER HIGHS

Receptions:3, vs. Nicholls (9/9/23)
Receptions Yards:61, vs. Nicholls (9/9/23)
Receptions Touchdowns:1, three times
Longest Reception:34, vs. BYU (10/14/23); vs. Nicholls (9/9/23)
Longest Rush:59, vs. Oklahoma State (11/9/24)
Longest Kick Return:31, vs. Oklahoma State (11/9/24)



**TRENT
BATTLE**
RUNNING BACK // JR // 6-1 // 200
Daphne, Ala. (Daphne HS)

2024 GAME-BY-GAME

	RUSHING				RECEIVING			
	ATT	YDS	TD	LNG	REC	YDS	TD	LNG
Houston	0	0	0	0	0	0	0	0
at Utah	8	45	0	10	2	19	0	15
Texas Tech	7	10	0	5	0	0	0	0
at Baylor	6	18	0	6	0	0	0	0
Oklahoma State	4	26	0	15	0	0	0	0
Arizona	6	28	2	15	2	13	0	13

CAREER STATS

RUSHING	G	ATT	YDS	TD	LNG	AVG
2022	15	9	38	0	11	2.5
2023	12	10	25	0	10	2.1
2024	6	31	127	2	15	21.2
TOTAL	33	50	190	2	15	5.8

RECEIVING

	G	REC	YDS	TD	LNG	AVG
2022	15	7	91	0	21	6.1
2023	12	4	68	0	41	5.7
2024	6	4	32	0	15	5.3
TOTAL	33	15	191	0	41	5.8

SINGLE-GAME CAREER HIGHS

Rushing Attempts:8, at Utah (10/19/24)
Rushing Yards:45, at Utah (10/19/24)
Rushing Touchdowns:2, vs. Arizona (11/23/24)
Longest Rushing:15, vs. Arizona (11/23/24); vs. Oklahoma State (11/9/24)
Receptions:2, three times
Receptions Yards:41, vs. Baylor (11/18/23)
Longest Reception:41, vs. Baylor (11/18/23)
Longest Kick Return:24, vs. Iowa (11/26/22)
Total Tackles:2, three times



**JACK
BECH**
WIDE RECEIVER // SR // 6-2 // 215
Lafayette, La. (St. Thomas More HS) / LSU

2024 GAME-BY-GAME

	RECEIVING				PUNT RETURNS			
	REC	YDS	TD	LNG	ATT	YDS	TD	LNG
at Stanford	6	139	1	46	0	0	0	0
LIU	2	11	0	6	2	34	0	18
UCF	9	200	1	50	0	0	0	0
at SMU	8	166	2	46	0	0	0	0
at Kansas	10	131	2	35	0	0	0	0
Houston	4	55	1	29	0	0	0	0
at Utah	3	46	0	30	0	0	0	0
Texas Tech	4	77	0	52	0	0	0	0
at Baylor	5	98	22	36	0	0	0	0
Oklahoma State	5	59	0	25	0	0	0	0
Arizona	3	25	0	10	0	0	0	0

CAREER STATS

RECEIVING	G	REC	YDS	TD	LNG	AVG
2021 (LSU)	13	43	489	3	40	37.6
2022 (LSU)	12	16	200	1	29	16.7
2023	8	12	146	0	34	18.3
2024	11	59	1,007	9	52	91.5
TOTAL	44	130	1,842	13	52	41.9

SINGLE-GAME CAREER HIGHS

Rushing Attempts:2, at Houston (9/16/23)
Rushing Yards Net:7, at Stanford (8/30/24)
Longest Rushing:7, at Stanford (8/30/24); at Houston (9/16/23)
Receptions:10, at Kansas (9/28/24)
Reception Yards:200, vs. Stanford (9/14/24)
Reception Touchdowns:2, three times
Longest Reception:52, vs. Texas Tech (10/26/24)
Longest Punt Return:18, vs. LIU (9/7/24)
Longest Kick Return:27, at Florida (10/15/22)
Total Tackles:1, four times



**MARCEL
BROOKS**
LINEBACKER // SR // 6-2 // 215
Fort Worth, Texas (Marcus HS)/LSU

2024 GAME-BY-GAME

	S-A-T	TFL	QBS	FF-FR	INT	QBH	PBU
at Stanford	1-1-2	1-5-17	1-5-17	0-0	0	0	0
LIU	0-0-0	0-0	0-0	0-0	0	0	0
UCF	0-1-1	0-0	0-0	0-0	0	1	0
at SMU	0-0-0	0-0	0-0	0-0	0	0	0
at Kansas	0-0-0	0-0	0-0	0-0	0	0	0
Houston	0-0-0	0-0	0-0	0-0	0	0	0
at Utah	2-0-2	1-0-14	1-0-14	0-0	0	0	0
Texas Tech	0-0-0	0-0	0-0	0-0	0	0	0
at Baylor	0-0-0	0-0	0-0	0-0	0	0	0
Oklahoma State	0-0-0	0-0	0-0	0-0	0	0	0

CAREER STATS

DEFENSE	G	S-A-T	TFL	QBS	INT	PBU	FF-FR
2019 (LSU)	11	2-6-8	1-5-13	1-5-13	0	0	0-0
2020	6	1-1-2	0-0	0-0	0	0	0-0
2021	8	1-0-1	0-0	0-0	0	0	0-0
2022	3	3-2-5	0-0	0-0	0	0	0-0
2023	10	4-3-7	0-0	0-0	0	1	0-0
2024	10	3-2-5	2-5-31	2-5-17	0	0	0-0
TOTAL	48	14-14-28	4-0-44	4-0-44	0	0	0-0

SINGLE-GAME CAREER HIGHS

Total Tackles:3, three times
Total Sacks:1.5, at Stanford (8/30/24)
Total Tackles For Loss:1.5, at Stanford (8/30/24)



**JaTRAVIS
BROUGHTON**
CORNERBACK // SR // 5-11 // 195
Tulsa, Okla. (Union HS)/Utah

2024 GAME-BY-GAME

	S-A-T	TFL	QBS	FF-FR	INT	QBH	PBU
at Stanford	4-0-4	0-0	0-0	0-0	0	0	4
LIU	0-0-0	0-0	0-0	0-0	0	0	0
UCF	6-6-12	0-0	0-0	0-0	0	0	0
at SMU	5-4-9	0-0	0-0	0-0	0	0	1
at Kansas	0-0-0	0-0	0-0	0-0	0	0	0
Houston	1-1-2	0-0	0-0	0-0	0	0	0
at Utah	0-1-1	0-0	0-0	0-0	0	0	0
Texas Tech	4-0-4	0-0	0-0	0-0	0	0	0
at Baylor	0-0-0	0-0	0-0	0-0	0	0	0
Oklahoma State	2-0-2	0-0	0-0	0-0	0	0	0
Arizona	1-0-1	0-0	0-0	0-0	0	0	0

CAREER STATS

DEFENSE	G	S-A-T	TFL	QBS	INT	PBU	FF-FR
2019 (Utah)	14	7-1-8	0-0	0-0	1	0	0-0
2020 (Utah)	5	18-8-26	1-5-4	0-0	0	4	0-1
2021 (Utah)	2	7-2-9	1-0-2	0-0	0	3	0-0
2022 (Utah)	14	33-13-46	2-0-12	1-0-10	0	2	0-0
2023 (Utah)	12	27-10-27	1-0-2	0-0	0	2	0-0
2024	11	23-12-35	0-0	0-0	0	5	0-0
TOTAL	58	115-46-161	5-5-20	1-0-10	1	16	0-1

SINGLE-GAME CAREER HIGHS

Total Tackles:12, vs. UCF (9/14/24)
Total Sacks:1.0, vs. Arizona (11/5/22)
Total Tackles For Loss:1.0, five times

2024 PLAYER BIO UPDATES



**ABE
CAMARA**
SAFETY // JR // 6-0 // 190
Alpharetta, Ga. (West Forsyth HS) // Coffeyville CC

2024 GAME-BY-GAME

	S-A-T	TFL	QBS	FF-FR	INT	QBH	PBU
at Stanford	2-4-6	1.0-7	0-0	0-0	0	0	0
LIU	0-3-3	0-0	0-0	0-0	0	0	0
UCF	2-6-8	0.5-1	0-0	0-0	0	0	0
at SMU	2-1-3	0-0	0-0	0-0	0	0	1
at Kansas	4-0-4	0-0	0-0	0-0	0	0	1
Houston	2-0-2	1.0-1	0-0	1-0	0	0	0
at Utah	3-1-4	1.0-5	0-0	0-0	0	1	0
Texas Tech	3-2-5	0-0	0-0	0-0	0	0	0
at Baylor	4-0-4	0-0	0-0	0-0	0	0	0
Oklahoma State	1-5-6	0.5-2	0-0	0-0	0	0	0
Arizona	3-0-3	1.0-1	0-0	0-0	0	1	2

CAREER STATS

DEFENSE	G	S-A-T	TFL	QBS	INT	PBU	FF-FR
2021	8	2-0-2	0-0	0-0	0	0	0-0
2022	15	43-11-54	1.0-1	0-0	1	6	1-0
2023	12	28-11-39	2.0-4	0-0	0	2	0-0
2024	11	26-22-48	5.0-17	0-0	0	5	1-0
TOTAL	46	99-44-143	8.0-22	0-0	1	13	2-0

SINGLE-GAME CAREER HIGHS

Total Tackles: 8, at SMU (9/24/22); vs. Texas (11/11/23)
Total Tackles For Loss: 1, six times
Total Interceptions: 1, at SMU (9/24/22)



**CHANNING
CANADA**
CORNERBACK // JR // 6-1 // 185
Boutte, La. (Hahnville HS) // Trinity Valley CC

2024 GAME-BY-GAME

	S-A-T	TFL	QBS	FF-FR	INT	QBH	PBU
at Stanford	0-0-0	0-0	0-0	0-0	0	0	0
LIU	3-0-3	0-0	0-0	0-0	0	0	0
UCF	3-0-3	0-0	0-0	0-0	0	0	0
at SMU	1-0-1	0-0	0-0	0-0	0	0	0
at Kansas	4-1-5	0-0	0-0	0-0	0	0	1
Houston	0-0-0	0-0	0-0	0-0	0	0	0
at Utah	4-1-5	0-0	0-0	0-0	0	0	0
Texas Tech	2-0-2	0-0	0-0	0-0	0	0	0
at Baylor	3-0-3	1.0-1	0-0	0-0	0	0	0
Oklahoma State	1-0-1	0-0	0-0	0-0	0	0	0
Arizona	4-1-5	0-0	0-0	0-0	0	0	1

CAREER STATS

DEFENSE	G	S-A-T	TFL	QBS	INT	PBU	FF-FR
2023	12	16-4-20	1.0-5	1.0-5	0	0	0-0
2024	11	25-3-28	1.0-1	0-0	0	2	0-0
TOTAL	23	41-7-48	2.0-6	1.0-5	0	2	0-0

SINGLE-GAME CAREER HIGHS

Total Tackles: 7, at Texas Tech (11/2/23)
Total Sacks: 1, vs. SMU (9/23/23)
Total Tackles For Loss: 1, at Baylor (11/2/24); vs. SMU (9/23/23)



**MAX
CARROLL**
LINEBACKER // RFR // 6-3 // 225
Memphis, Tenn. (Briarcrest Christian)

2024 GAME-BY-GAME

	S-A-T	TFL	QBS	FF-FR	INT	QBH	PBU
at Stanford	0-1-1	0-0	0-0	0-0	0	0	0
LIU	2-4-6	0-0	0-0	0-0	0	0	1
UCF	1-0-1	0-0	0-0	0-0	0	0	0
at SMU	0-0-0	0-0	0-0	0-0	0	0	0
at Kansas	2-0-2	0-0	0-0	0-0	0	0	0
Houston	0-1-1	0-0	0-0	0-0	0	0	1
at Utah	0-0-0	0-0	0-0	0-0	0	0	0
Texas Tech	0-0-0	0-0	0-0	0-0	0	0	0
at Baylor	1-0-1	0-0	0-0	0-0	0	0	0
Oklahoma State	2-0-2	0-0	0-0	0-0	0	0	0
Arizona	1-0-1	0-0	0-0	0-0	0	0	0

CAREER STATS

DEFENSE	G	S-A-T	TFL	QBS	INT	PBU	FF-FR
2023	4	1-0-1	0-0	0-0	0	0	0-0
2024	11	9-6-15	0-0	0-0	0	2	0-0
TOTAL	15	10-6-16	0-0	0-0	0	2	0-0

SINGLE-GAME CAREER HIGHS

Total Tackles: 6, vs. LIU (9/7/24)



**ZACHARY
CHAPMAN**
DEFENSIVE LINE // RFR // 6-5 // 255
Missouri City, Texas (Fort Bend Marshall HS)

2024 GAME-BY-GAME

	S-A-T	TFL	QBS	FF-FR	INT	QBH	PBU
at Stanford	0-0-0	0-0	0-0	0-0	0	0	0
LIU	2-1-3	1.0-8	1.0-8	0-0	0	1	0
UCF	0-1-1	0-0	0-0	0-0	0	0	0
at SMU	1-0-0	0-0	0-0	0-0	0	0	0
at Kansas	2-0-2	0-0	0-0	0-0	0	0	0
Houston	1-1-2	1.0-5	1.0-5	0-0	0	0	0
at Utah	1-1-2	0-0	0-0	0-0	0	0	0
Texas Tech	2-4-6	1.0-5	1.0-5	0-0	0	0	0
at Baylor	0-0-0	0-0	0-0	0-0	0	0	0
Oklahoma State	2-0-2	0-0	0-0	0-0	0	0	0
Arizona	0-2-2	0-0	0-0	0-0	0	0	0

CAREER STATS

DEFENSE	G	S-A-T	TFL	QBS	INT	PBU	FF-FR
2023	2	0-1-1	0-0	0-0	0	0	0-0
2024	11	11-10-21	3.0-18	3.0-18	0	0	0-0
TOTAL	13	11-11-22	3.0-18	3.0-18	0	0	0-0

SINGLE-GAME CAREER HIGHS

Total Tackles: 6, vs. Texas Tech (10/26/24)
Total Sacks: 1, three times
Total Tackles For Loss: 1, three times



**BUD
CLARK**
SAFETY // JR // 6-2 // 185
Alexandria, La. (Alexandria HS)

2024 GAME-BY-GAME

	S-A-T	TFL	QBS	FF-FR	INT	QBH	PBU
at Stanford	0-1-1	0-0	0-0	0-0	0	0	1
UCF	3-4-7	0-0	0-0	0-0	0	0	0
at SMU	3-4-7	0-0	0-0	0-0	0	0	1
at Kansas	5-0-5	0-0	0-0	0-0	0	0	0
Houston	6-2-8	0-0	0-0	0-0	0	0	0
at Utah	1-2-3	0-0	0-0	0-0	1	0	0
Texas Tech	6-2-8	0-0	0-0	0-0	0	0	0
at Baylor	3-1-4	0-0	0-0	0-0	0	0	0
Oklahoma State	7-0-7	0-0	0-0	0-0	1	0	0
Arizona	3-3-6	0-0	0-0	0	1	0	0

CAREER STATS

DEFENSE	G	S-A-T	TFL	QBS	INT	PBU	FF-FR
2020	10	2-1-3	0-0	0-0	0	0	0-0
2021	4	6-4-10	0-0	0-0	0	0	0-0
2022	12	35-10-45	1.0-1	0-0	5	5	0-1
2023	12	21-12-33	1.0-4	0-0	3	6	0-0
2024	10	37-19-56	0-0	0-0	3	2	0-0
TOTAL	48	101-46-147	2.0-5	0-0	11	13	0-1

SINGLE-GAME CAREER HIGHS

Total Tackles: 9, vs. Colorado (9/2/23)
Total Tackles For Loss: 1, vs. Iowa State (11/26/22); at Texas Tech (11/2/23)
Total Interceptions: 1, 11 times



**CAM
COOK**
RUNNING BACK // SO // 5-11 // 195
Round Rock, Texas (Stony Point HS)

2024 GAME-BY-GAME

	RUSHING				RECEIVING			
	ATT	YDS	TD	LNG	REC	YDS	TD	LNG
at Stanford	20	81	1	12	1	3	0	3
LIU	13	60	3	17	1	2	0	2
UCF	11	35	0	8	4	8	0	10
at SMU	14	24	1	7	4	20	0	8
at Kansas	15	61	1	12	3	11	0	4
Houston	14	77	0	19	0	0	0	0
at Utah	9	13	0	14	4	22	0	12
Texas Tech	1	19	0	19	0	0	0	0
at Baylor	3	-1	0	1	0	0	0	0
Oklahoma State	7	47	2	18	1	9	0	9
Arizona	6	20	1	7	0	0	0	0

CAREER STATS

RUSHING	G	ATT	YDS	TD	LNG	AVG
2023	9	16	58	0	16	6.4
2024	11	113	434	9	19	39.5
Total	20	129	492	9	19	24.6

SINGLE-GAME CAREER HIGHS

Rushing Attempts: 20, at Stanford (8/30/24)
Rushing Yard Net: 81, at Stanford (8/30/24)
Rushing Touchdowns: 3, vs. LIU (9/7/24)
Longest Rushing: 19, vs. Texas Tech (10/26/24); vs. Houston (10/4/24)
Receptions: 4, at Utah (10/19/24); vs. UCF (9/14/24)
Reception Yards: 22, at Utah (10/19/24)
Longest Reception: 12, at Utah (10/19/24)

2024 PLAYER BIO UPDATES



ETHAN CRAW **31**
PUNTER // JR // 6-3 // 220
Tasmania, Australia (Pro Kick Academy)

2024 GAME-BY-GAME

	ATT	YDS	AVG	LNG	TB	FC	I20	50+
at Stanford	2	75	37.5	39	0	2	1	0
LTU	3	136	45.3	49	0	3	2	0
UCF	3	149	49.7	50	1	1	1	1
at SMU	2	88	44.0	47	0	1	0	0
at Kansas	2	57	28.5	31	0	2	1	0
Houston	3	132	44.0	56	1	1	0	1
at Utah	8	339	42.4	52	1	3	5	1
Texas Tech	4	138	34.5	44	0	3	0	0
at Baylor	4	176	44.0	59	0	1	1	2
Oklahoma State	1	32	32.0	32	0	1	1	0
Arizona	2	90	45.0	48	0	1	1	0

CAREER STATS

PUNTING	G	ATT	YDS	LNG	AVG	TB	FC	I20	50+
2024	11	34	1412	59	41.5	3	19	13	6
TOTAL	11	34	1412	59	41.5	3	19	13	6

SINGLE-GAME CAREER HIGHS

Punts: 8, at Utah (10/19/24)
Punts Average: 49.7, vs. UCF (9/14/24)
Longest Punt: 59, at Baylor (11/2/24)
Punts Inside 20 Yards: 5, at Utah (10/19/24)



CHASE CURTIS **81**
TIGHT END // SR // 6-5 // 240
Pittsburg, Kan. (Pittsburg HS) / Neosho County CC

2024 GAME-BY-GAME

RECEIVING	REC	YDS	TD	LNG
at Stanford	0	0	0	0
LTU	2	27	1	18
UCF	3	14	0	6
at SMU	2	36	0	33

CAREER STATS

RECEIVING	G	REC	YDS	TD	LNG	AVG
2021	3	0	0	0	0	0.0
2022	15	1	37	0	37	2.5
2023	8	15	132	1	36	16.5
2024	4	7	77	1	33	19.3
TOTAL	30	23	246	2	37	8.2

SINGLE-GAME CAREER HIGHS

Rushing Attempts: 1, at SMU (9/21/24); vs. Louisiana Tech (12/12/20)
Receptions: 4, vs. Kansas State (10/21/23)
Reception Yards: 55, vs. SMU (9/23/22)
Receptions Touchdowns: 1, vs. LTU (9/7/24); vs. SMU (9/23/22)
Longest Reception: 37, vs. Tarleton (9/10/22)
Total Tackles: 2, vs. Oklahoma State (12/5/20)



DRAKE DABNEY **9**
TIGHT END // SR // 6-5 // 255
Cypress, Texas (Cypress Ranch HS)/Baylor

2024 GAME-BY-GAME

RECEIVING	REC	YDS	TD	LNG
at Stanford	1	5	0	5
LTU	0	0	0	0
UCF	3	15	0	11
at SMU	1	3	0	3
at Kansas	1	6	0	6
Houston	0	0	0	0
at Utah	3	39	0	20
Texas Tech	4	32	0	12
at Baylor	2	14	0	10
Oklahoma State	0	0	0	0
Arizona	0	0	0	0

CAREER STATS

RECEIVING	G	REC	YDS	TD	LNG	AVG
2020 (Baylor)	6	6	57	1	14	9.5
2021 (Baylor)	14	10	91	2	21	6.5
2022 (Baylor)	8	16	173	0	29	21.6
2023 (Baylor)	12	33	552	5	63	46.0
2024	11	15	114	0	20	10.4
TOTAL	51	80	987	8	63	19.4

SINGLE-GAME CAREER HIGHS

Total Receptions: 6, vs. Texas State (9/2/23)
Reception Yards: 105, at Kansas State (11/11/23)
Reception Touchdowns: 2, vs. Texas State (9/2/23)
Longest Reception: 63, at Kansas State (11/11/23)



DEVEAN DEAL **11**
LINEBACKER // JR // 6-4 // 250
El Paso, Texas (Naaman Forest HS)/Tulane

2024 GAME-BY-GAME

	S-A-T	TFL	QBS	FF-FR	INT	QBH	PBU
at Stanford	3-2-5	2.5-14	0.5-3	0-0	0	0	0
LTU	0-0-0	0-0	0-0	0-0	0	0	0
UCF	2-1-3	0-0	0-0	0-0	0	0	0
at SMU	2-1-3	0-0	0-0	0-0	0	0	0
at Kansas	0-0-0	0-0	0-0	0-0	0	1	0
Houston	0-1-1	0-0	0-0	0-0	0	0	0
at Utah	4-1-5	2.0-13	2.0-13	0-0	0	0	0
Texas Tech	5-4-8	1.0-2	1.0-2	0-0	0	0	0
at Baylor	3-0-3	1.0-6	1.0-6	0-0	0	1	1
Oklahoma State	5-0-5	1.0-2	0-0	0-0	0	1	0
Arizona	0-1-1	0-0	0-0	0-0	0	0	0

CAREER STATS

DEFENSE	G	S-A-T	TFL	QBS	INT	PBU	FF-FR
2021 (Tulane)	3	2-1-3	1.0-6	1.0-6	0	0	0-0
2022 (Tulane)	13	19-12-31	3.5-4	0-0	0	2	0-0
2023 (Tulane)	14	25-18-43	13.0-53	4.0-38	1	2	3-1
2024	11	24-11-35	7.5-37	4.5-24	0	1	0-0
TOTAL	41	70-42-112	25.0-100	9.5-68	1	1	3-1

SINGLE-GAME CAREER HIGHS

Total Tackles: 10, vs. UCF (11/12/22)
Total Tackles For Loss: 4, vs. UAB (9/30/23)
Total Sacks: 2.0, at Utah (10/19/24)
Total Interceptions: 1, vs. UTSA (11/24/23)



MARKIS DEAL **95**
DEFENSIVE LINE // RFR // 6-5 // 325
Garland, Texas (Naaman Forest HS)

2024 GAME-BY-GAME

	S-A-T	TFL	QBS	FF-FR	INT	QBH	PBU
at Stanford	1-1-2	1.0-2	0-0	0-0	0	0	0
LTU	0-0-0	0-0	0-0	0-0	0	0	0
UCF	0-1-1	0-0	0-0	0-0	0	0	0
at SMU	0-0-0	0-0	0-0	0-0	0	0	0
at Kansas	0-0-0	0-0	0-0	0-0	0	1	1
Houston	1-2-3	1.5-3	0-0	0-0	0	0	0
at Utah	1-1-2	0-0	0-0	0-0	0	0	0
Texas Tech	0-1-1	0-0	0-0	0-1	0	0	0
Arizona	2-1-3	0-0	0-0	0-0	0	0	00

CAREER STATS

DEFENSE	G	S-A-T	TFL	QBS	INT	PBU	FF-FR
2023	4	0-2-2	0.5-3	0.5-3	0	0	0-0
2024	9	5-7-12	2.5-5	0-0	0	1	0-1
TOTAL	13	5-9-14	3.0-8	0.5-3	0	1	0-1

SINGLE-GAME CAREER HIGHS

Total Tackles: 2, at Stanford (8/30/24)
Total Sacks: 0.5, vs. Nicholls (9/9/23)
Total Tackles for Loss: 1, at Stanford (8/30/24)



JOJO EARLE **11**
WIDE RECEIVER // SR // 5-10 // 180
Fort Worth, Texas (Aledo HS)/Alabama

2024 GAME-BY-GAME

	RUSHING				RECEIVING			
	ATT	YDS	TD	LNG	REC	YDS	TD	LNG
LTU	1	9	0	9	3	24	1	15
UCF	0	0	0	0	2	7	0	4
at SMU	0	0	0	0	1	-3	0	0
at Kansas	2	21	0	16	1	9	0	9

CAREER STATS

RECEIVING	G	REC	YDS	TD	LNG	AVG
2021 (Alabama)	12	12	148	0	39	12.3
2022 (Alabama)	8	12	155	2	42	19.4
2023	12	16	239	2	48	19.9
2024	4	7	37	1	15	9.3
TOTAL	36	46	579	5	48	16.1

PUNT RETURNS

	G	NO	YDS	TD	LNG	AVG
2021 (Alabama)	12	16	88	0	29	7.3
2022 (Alabama)	8	0	0	0	0	0.0
2023	12	6	39	0	30	3.3
2024	4	0	0	0	0	0.0
TOTAL	36	22	127	0	30	5.8

SINGLE-GAME CAREER HIGHS

Rushing Attempts: 2, at Kansas (9/28/24)
Rushing Yards Net: 21, at Kansas (9/28/24)
Longest Rushing: 16, at Kansas (9/28/24)
Receptions: 7, vs. Mercer (9/11/21)
Reception Yards: 94, at Oklahoma (11/24/23)
Reception Touchdowns: 1, five times
Longest Reception: 48, at Oklahoma (11/24/23)
Longest Punt Return: 30, vs. Nicholls (9/9/23)

2024 PLAYER BIO UPDATES



KALEB ELARMS-ORR
LINEBACKER // JR // 6-2 // 235
Hayward, Calif. (Moreau Catholic HS)/Cal

2024 GAME-BY-GAME

	S-A-T	TFL	QBS	FF-FR	INT	QBH	PBU
at Stanford	1-0-1	0-0	0-0	0-0	0	0	0
LIU	2-3-5	1-0-3	0-0	0-0	0	0	0
UCF	1-3-4	0-0	0-0	0-0	0	1	0
at SMU	3-5-8	0-0	0-0	0-1	0	0	0
at Kansas	1-2-3	0-0	0-0	0-0	0	0	0
Houston	0-1-1	0-0	0-0	0-0	0	0	0
at Utah	1-2-3	1-0-10	1-0-10	0-0	0	0	0
Texas Tech	3-2-5	0-0	0-0	0-0	0	0	0
at Baylor	5-1-6	0-0	0-0	0-0	0	0	0
Oklahoma State	1-0-1	0-0	0-0	0-0	0	0	0
Arizona	3-0-3	0-0	0-0	0-0	0	0	0

CAREER STATS

DEFENSE	G	S-A-T	TFL	QBS	INT	PBU	FF-FR
2022 (Cal)	10	0-0-0	0-0	0-0	0	0	0-0
2023 (Cal)	11	49-43-92	3-5-7	1-0-2	1	5	1-1
2024	11	21-19-40	2-0-13	1-0-10	0	0	0-1
TOTAL	32	70-62-132	5-5-20	2-0-12	1	5	1-2

SINGLE-GAME CAREER HIGHS

Total Tackles: 16, vs. Arizona State (9/30/23)
Total Tackles For Loss: 1.0, five times
Total Sacks: 1.0, at Utah (10/19/24); vs. Washington State (11/11/23)
Total Interceptions: 1, at North Texas (11/24/23)



CABLE FOX
DEFENSIVE LINE // SR // 6-3 // 310
The Woodlands, Texas (The Woodlands HS)/SFA

2024 GAME-BY-GAME

	S-A-T	TFL	QBS	FF-FR	INT	QBH	PBU
at Stanford	1-1-2	0-0	0-0	0-0	0	0	0
LIU	0-2-2	0-5-1	0-0	0-0	0	0	1
UCF	0-0-0	0-0	0-0	0-0	0	0	0
at SMU	1-2-3	0-0	0-0	1-0	0	0	0
at Kansas	0-0-0	0-0	0-0	0-0	0	0	0
Houston	0-1-1	0-0	0-0	0-0	0	0	0
at Utah	0-0-0	0-0	0-0	0-0	0	0	0
Texas Tech	2-0-2	0-0	0-0	0-1	0	0	0
at Baylor	1-0-1	0-0	0-0	0-0	0	0	0
Oklahoma State	0-1-1	0-0	0-0	0-0	0	0	0
Arizona	0-0-0	0-0	0-0	0-0	0	0	0

CAREER STATS

DEFENSE	G	S-A-T	TFL	QBS	INT	PBU	FF-FR
2020 (SFA)	8	7-10-17	7-0-25	2-5-18	0	0	0-0
2021 (SFA)	12	7-14-21	3-0-8	2-0-7	0	0	0-0
2022	15	6-22-28	2-5-2	0-0	0	0	0-0
2023	12	12-16-28	4-0-14	2-0-12	0	0	0-0
2024	11	5-7-12	0-5-1	0-0	0	1	1-1
TOTAL	58	37-69-106	17-0-50	6-5-37	0	1	1-1

SINGLE-GAME CAREER HIGHS

Total Tackles: 6, vs. Angelo State (10/17/20); at Lamar (11/20/21)
Total Tackles For Loss: 3, vs. Angelo State (10/17/20)
Total Sacks: 1.5, vs. Angelo State (10/17/20); at Lamar (11/20/21)



HAUSS HEJNY
QUARTERBACK // FR // 6-0 // 195
Aledo, Texas (Aledo HS)

2024 GAME-BY-GAME

	PASSING				RUSHING			
	C-A-1	PCT	YDS	TD	LNG	ATT	YDS	TD
at Stanford	0-0-0	0.0	0	0	0	2	7	0
at Kansas	0-0-0	0.0	0	0	0	3	7	0
at Utah	0-0-0	0.0	0	0	0	2	3	0

CAREER STATS

PASS/RUSH	G	C-A-1	PCT	YDS	TD	ATT	YDS	TD
2024	3	0-0-0	0.0	0	0	7	17	0
TOTAL	3	0-0-0	0.0	0	0	7	17	0

SINGLE-GAME CAREER HIGHS

Rushing Attempts: 3, at Kansas (9/28/24)
Rushing Yards Net: 7, at Kansas (9/28/24); at Stanford (8/30/24)
Longest Rush: 8, at Stanford (8/30/24)



JOHNNY HODGES
LINEBACKER // JR // 6-2 // 240
Darnestown, Md. (Quince Orchard HS) / Navy

2024 GAME-BY-GAME

	S-A-T	TFL	QBS	FF-FR	INT	QBH	PBU
at Stanford	7-2-9	0-0	0-0	0-0	0	0	0
LIU	1-6-7	0-0	0-0	0-0	0	0	0
UCF	3-5-8	2-0-5	0-0	0-0	0	0	0
at SMU	2-4-6	0-0	0-0	0-0	0	0	0
at Kansas	8-0-8	0-0	0-0	0-0	0	1	0
Houston	5-3-8	0-5-0	0-0	0-0	0	0	0
at Utah	3-1-4	0-5-0	0-0	0-0	0	0	0
Texas Tech	3-5-8	0-0	0-0	0-0	0	0	0
at Baylor	7-1-8	1-0-9	1-0-9	0-0	0	0	0
Oklahoma State	0-5-5	0-5-1	0-0	0-0	0	0	0
Arizona	3-4-7	0-0	0-0	0-0	0	0	0

CAREER STATS

DEFENSE	G	S-A-T	TFL	QBS	INT	PBU	FF-FR
2020 (Navy)	7	5-8-13	1-0-1	0-0	0	0	0-0
2021 (Navy)	9	22-28-50	3-0-6	1-0-4	1	4	1-0
2022	14	44-43-87	9-5-35	2-0-16	0	1	0-0
2023	4	15-13-28	4-0-18	2-0-15	0	0	0-0
2024	11	42-36-78	4-5-15	1-0-9	0	0	0-0
TOTAL	45	128-128-256	22-0-75	6-0-43	1	5	1-0

SINGLE-GAME CAREER HIGHS

Longest Kick Return: 12, vs. Marshall (9/2/21)
Total Tackles: 14, vs. SMU (10/9/21)
Total Sacks: 1, five times
Total Tackles For Loss: 2, four times
Total Interceptions: 1, vs. SMU (10/9/21)



JOSH HOOVER
QUARTERBACK // SO // 6-2 // 200
Heath, Texas (Rockwall-Heath HS)

2024 GAME-BY-GAME

	PASSING				RUSHING			
	C-A-1	PCT	YDS	TD	LNG	ATT	YDS	TD
at Stanford	28-42-0	66.7	353	2	46	5	-3	1
LIU	20-25-0	80.0	267	2	46	0	0	0
UCF	35-52-0	67.3	402	4	50	1	10	0
at SMU	28-43-2	65.1	396	3	46	4	5	0
at Kansas	28-37-2	75.6	356	3	59	3	-6	0
Houston	23-37-2	62.2	233	2	29	5	-14	0
at Utah	22-41-0	53.7	263	0	34	3	7	1
Texas Tech	21-32-2	65.6	344	3	84	5	-1	0
at Baylor	25-34-0	73.5	333	2	40	7	7	1
Oklahoma State	26-35-0	74.3	286	1	34	3	1	0
Arizona	19-26-1	73.1	252	1	40	5	-18	0

CAREER STATS

PASS/RUSH	G	C-A-1	PCT	YDS	TD	ATT	YDS	TD
2022	1	1-1-0	100.0	2	0	0	0	0
2023	10	185-298-9	62.1	2206	15	20	5	2
2024	11	275-404-9	68.1	3485	23	41	-24	4
TOTAL	22	461-703-18	65.6	5693	38	61	-19	6

SINGLE-GAME CAREER HIGHS

Rushing Attempts: 7, at Baylor (11/2/24)
Rushing Yards Net: 26, vs. BYU (10/14/23)
Rushing Touchdowns: 1, six times
Longest Rushing: 26, vs. BYU (10/14/23)
Total Passes: 58, at Oklahoma (11/24/23); vs. BYU (10/14/23)
Completed Passes: 37, vs. BYU (10/14/23)
Passes Yards: 439, vs. BYU (10/14/23)
Touchdowns from passes: 4, three times
Longest Pass: 84, vs. Texas Tech (10/26/24)



TRAVIS JACKSON
DEFENSIVE LINE // FR // 6-4 // 250
Tyler, Texas (Tyler Legacy HS)

2024 GAME-BY-GAME

	S-A-T	TFL	QBS	FF-FR	INT	QBH	PBU
at Stanford	1-0-1	0-0	0-0	0-0	0	0	0
LIU	3-0-3	0-0	0-0	0-0	0	0	0
UCF	1-1-2	0-0	0-0	0-0	0	0	0
at SMU	1-0-0	0-0	0-0	0-0	0	1	0
at Kansas	1-0-1	0-0	0-0	0-0	0	0	0
Houston	1-0-1	0-0	0-0	0-0	0	0	0
at Utah	0-1-1	0-0	0-0	0-0	0	0	0
Texas Tech	1-0-1	0-0	0-0	0-0	0	1	0
at Baylor	1-0-1	0-0	0-0	0-0	0	0	0
Oklahoma State	2-0-2	1-0-23	1-0-23	0-0	1	0	0
Arizona	1-1-2	0-5-4	0-5-4	0-0	0	0	0

CAREER STATS

DEFENSE	G	S-A-T	TFL	QBS	INT	PBU	FF-FR
2024	11	13-3-16	1-5-27	0-0	1	0	0-0
TOTAL	11	13-3-16	1-5-27	0-0	1	0	0-0

SINGLE-GAME CAREER HIGHS

Total Tackles: 3, vs. LIU (9/7/24)
Total Sacks: 1, vs. Oklahoma State (11/9/24)
Total Tackles For Loss: 1, vs. Oklahoma State (11/9/24)
Total Interceptions: 1, vs. Oklahoma State (11/9/24)



LaMAREON JAMES
CORNERBACK // SR // 5-10 // 190
Norfolk, Va. (Indian River HS)/Old Dominion

2024 GAME-BY-GAME

	S-A-T	TFL	QBS	FF-FR	INT	QBH	PBU
at Stanford	3-0-3	0-0	0-0	0-0	0	0	1
LIU	0-0-0	0-0	0-0	0-0	0	0	1
UCF	2-0-2	0-0	0-0	0-0	0	0	0
at SMU	0-0-0	0-0	0-0	0-0	0	0	0
at Kansas	1-0-1	0-0	0-0	0-0	1	0	1
Houston	5-0-5	0-0	0-0	0-0	0	0	1
at Utah	5-1-6	0-0	0-0	0-0	0	0	1
Texas Tech	4-0-4	0-0	0-0	0-0	0	0	1
at Baylor	0-0-0	0-0	0-0	0-0	0	0	1
Oklahoma State	2-1-3	0-0	0-0	0-0	0	0	1
Arizona	1-2-3	0-0	0-0	0-0	0	0	0

CAREER STATS

DEFENSE	G	S-A-T	TFL	QBS	INT	PBU	FF-FR
2021 (ODU)	13	2-2-4	0-0	0-0	0	0	0-0
2022 (ODU)	12	14-9-23	0-0	0-0	1	1	0-0
2023 (ODU)	13	39-20-59	0-5-1	0-0	1	9	2-4
2024	11	23-4-27	0-0	0-0	1	8	0-0
TOTAL	49	78-35-113	0-5-1	0-0	3	18	2-4

KICKOFF RETURNS

	G	NO	YDS	TD	LNG	AVG
2021 (ODU)	13	18	529	2	100	29.4
2022 (ODU)	12	20	425	0	38	21.3
2023 (ODU)	13	20	392	0	41	19.6
2024	11	0	0	0	0	0.0
TOTAL	49	58	1346	2	100	23.2

SINGLE-GAME CAREER HIGHS

Total Tackles: 12, vs. Western Kentucky (12/18/23)
Total Tackles For Loss: 0.5, at Marshall (9/30/23)
Total Interceptions: 1, vs. Virginia Tech (9/2/22); vs. Wake Forest (9/16/23)
Longest Kick Return: 100, vs. Louisiana Tech (10/30/21), vs. Tulsa (12/20/21)

2024 PLAYER BIO UPDATES



DOMINIQUE
JOHNSON

20

RUNNING BACK // JR // 6-1 // 230
Crowley, Texas (Crowley HS)/Arkansas

2024 GAME-BY-GAME

	RUSHING				RECEIVING			
	ATT	YDS	TD	LNG	REC	YDS	TD	LNG
at Stanford	1	2	0	2	0	0	0	0
LIU	7	26	1	20	1	2	0	2
UCF	2	14	0	10	0	0	0	0
at SMU	3	9	0	5	0	0	0	0
at Kansas	1	2	0	2	0	0	0	0
Houston	0	0	0	0	0	0	0	0
at Utah	0	0	0	0	0	0	0	0
Texas Tech	0	0	0	0	0	0	0	0
at Baylor	0	0	0	0	0	0	0	0
Oklahoma State	1	0	0	0	0	0	0	0
Arizona	3	10	0	7	0	0	0	0

CAREER STATS

	G	ATT	YDS	TD	LNG	AVG
RUSHING						
2020 (Arkansas)	5	0	0	0	0	0.0
2021 (Arkansas)	13	97	575	7	48	44.2
2022 (Arkansas)	4	8	43	0	12	10.8
2023 (Arkansas)	10	31	167	1	41	16.7
2024	11	17	63	1	20	5.7
TOTAL	43	153	848	9	48	19.7

SINGLE-GAME CAREER HIGHS

Rushing Attempts: 17, vs. Mississippi State (11/6/21)
Rushing Yard Net: 107, vs. Mississippi State (11/6/21)
Longest Rushing: 48, vs. Georgia Southern (9/18/21)



JAMEL
JOHNSON

2

SAFETY // SO // 6-1 // 200
Arlington, Texas (Seguin HS)

2024 GAME-BY-GAME

	S-A-T	TFL	QBS	FF-FR	INT	QBH	PBU
at Stanford	6-5-11	0-0	0-0	1-0	0	0	0
LIU	1-2-3	0-0	0-0	0-0	0	0	1
UCF	5-6-11	0-0	0-0	0-0	0	0	0
at SMU	4-3-7	0-0	0-0	0-0	0	0	0
at Kansas	6-2-8	0-0	0-0	0-0	0	0	1
Houston	1-1-2	0-0	0-0	0-0	0	0	0
at Utah	3-1-4	1-0-1	0-0	0-0	0	0	0
Texas Tech	4-1-5	0-0	0-0	0-0	0	0	1
at Baylor	5-1-6	0-0	0-0	0-0	0	0	0
Oklahoma State	3-0-3	0-0	0-0	0-0	0	0	0
Arizona	1-2-3	0-0	0-0	0-0	0	0	0

CAREER STATS

	G	S-A-T	TFL	QBS	INT	PBU	FF-FR
DEFENSE							
2023	10	11-8-19	0.5-4	0-0	0	0	0-0
2024	11	39-24-63	1.0-1	0-0	0	3	1-0
TOTAL	21	50-32-82	1.5-5	0-0	0	3	1-0

SINGLE-GAME CAREER HIGHS

Total Tackles: 11, vs. UCF (9/14/24); at Stanford (8/30/24)
Total Tackles For Loss: 1.0, at Utah (10/19/24)



AUSTIN
JORDAN

14

DEFENSIVE BACK // JR // 6-0 // 200
Denton, Texas (Ryan HS)/Texas

2024 GAME-BY-GAME

	S-A-T	TFL	QBS	FF-FR	INT	QBH	PBU
at Stanford	0-0-0	0-0	0-0	0-0	0	0	0
LIU	0-0-0	0-0	0-0	0-0	0	0	0
UCF	0-0-0	0-0	0-0	0-0	0	0	0
at SMU	0-0-0	0-0	0-0	0-0	0	0	0
at Kansas	1-0-1	0-0	0-0	0-0	0	1	0
Houston	2-2-4	1.0-2	0-0	0-0	0	0	0
at Utah	0-1-1	0-0	0-0	0-0	0	0	0
Texas Tech	3-0-3	0-0	0-0	0-0	0	0	0
at Baylor	0-0-0	0-0	0-0	0-0	0	0	0
Oklahoma State	1-2-3	0.5-0	0-0	0-0	0	0	0
Arizona	0-0-0	0-0	0-0	0-0	0	0	0

CAREER STATS

	G	S-A-T	TFL	QBS	INT	PBU	FF-FR
DEFENSE							
2022 (Texas)	13	4-3-7	0.5-2	0-0	0	0	0-0
2023 (Texas)	12	1-3-4	0-0	0-0	1	0	0-0
2024	11	7-5-12	1.5-2	0-0	0	0	0-0
TOTAL	36	12-11-23	2.0-4	0-0	1	0	0-0

SINGLE-GAME CAREER HIGHS

Total Tackles: 4, vs. Houston (10/4/24)
Total Tackles For Loss: 1.0, vs. Houston (10/4/24)
Total Interceptions: 1, vs. Rice (9/2/23)



KYLE
LEMMERMANN

34

PLACEKICKER // FR // 6-2 // 205
Southlake, Texas (Carroll HS)

2024 GAME-BY-GAME

	FG	PCT	BLK	LNG	PAT	PCT	PTS
at Stanford	2-3	.667	0	42	4-4	1.000	10
LIU	1-2	.500	0	48	6-6	1.000	9
UCF	2-3	.667	0	31	4-4	1.000	10
at SMU	0-0	.000	0	0	6-6	1.000	6
at Kansas	1-2	.500	0	29	5-5	1.000	8
Houston	0-0	.000	0	0	1-2	.500	1
at Utah	2-3	.667	1	28	1-1	1.000	7
Texas Tech	0-0	.000	0	0	5-5	1.000	5
at Baylor	2-2	1.000	0	47	4-4	1.000	10
Oklahoma State	1-2	.500	0	32	5-5	1.000	8
Arizona	0-0	.00	0	0	7-7	1.000	7

CAREER STATS

	G	FG	PCT	BLK	LNG	PAT	PCT	PTS
KICKING								
2024	11	11-17	.647	1	48	48-49	.980	81
TOTAL	11	11-17	.647	1	48	48-49	.980	81

SINGLE-GAME CAREER HIGHS

Field Goals Made: 2, three times
Longest Field Goal Made: 48, vs. LIU (9/7/24)



ERIC
McALISTER

88

WIDE RECEIVER // JR // 6-3 // 205
Azle, Texas (Azle HS)/Boise State

2024 GAME-BY-GAME

	RUSHING				RECEIVING			
	ATT	YDS	TD	LNG	REC	YDS	TD	LNG
at Stanford	0	0	0	0	0	0	0	0
LIU	0	0	0	0	2	54	0	37
UCF	0	0	0	0	4	54	1	21
at SMU	0	0	0	0	6	114	1	45
at Kansas	0	0	0	0	4	100	1	59
Houston	0	0	0	0	0	0	0	0
at Utah	0	0	0	0	2	57	0	34
Texas Tech	0	0	0	0	1	84	1	84
at Baylor	0	0	0	0	3	48	0	20
Oklahoma State	0	0	0	0	3	41	0	21
Arizona	0	0	0	0	3	87	0	40

CAREER STATS

	G	REC	YDS	TD	LNG	AVG
RECEIVING						
2022 (Boise State)	13	11	259	4	44	19.9
2023 (Boise State)	9	47	873	5	83	97.0
2024	11	28	639	4	84	58.1
TOTAL	33	86	1171	13	84	53.7

SINGLE-GAME CAREER HIGHS

Receptions: 8, at Fresno State (11/4/23)
Reception Yards: 170, vs. San Jose State (10/7/23)
Receiving Touchdowns: 2, vs. North Dakota (9/16/23); vs. Utah State (11/25/22)
Longest Reception: 84, vs. Texas Tech (10/26/24)



COOPER
McDONALD

44

LINEBACKER // SR // 6-3 // 240
Haslet, Texas (Northwest HS)/San Diego State

2024 GAME-BY-GAME

	S-A-T	TFL	QBS	FF-FR	INT	QBH	PBU
at Stanford	1-3-4	0.5-4	0-0	0-0	0	1	0
LIU	1-3-4	1.0-3	0-0	0-0	0	0	0
UCF	1-3-4	0-0	0-0	0-0	0	0	1
at SMU	1-2-3	0-0	0-0	0-0	0	0	0
at Kansas	2-1-3	1.0-12	1.0-12	0-0	0	0	0
Houston	4-0-4	1.0-6	1.0-6	1-0	0	0	0
Arizona	1-1-2	0.5-5	0.5-5	0-0	0	1	0

CAREER STATS

	G	S-A-T	TFL	QBS	INT	PBU	FF-FR
DEFENSE							
2020 (Washington)	3	1-1-2	0-0	0-0	0	1	0-0
2021 (Washington)	12	18-8-26	5.5-17	1.5-6	0	0	0-0
2022 (San Diego State)	12	26-15-39	5.0-24	2.0-14	0	2	0-2
2023 (San Diego State)	12	19-24-43	4.0-9	1.5-5	0	3	0-0
2024	7	11-13-24	4.0-27	3.0-27	0	1	1-0
TOTAL	46	75-61-136	18.0-72	7.5-47	0	7	1-2

SINGLE-GAME CAREER HIGHS

Total Tackles: 8, vs. Utah State (11/4/23)
Total Sacks: 1, six times
Total Tackles For Loss: 2.0, vs. San Jose State (11/12/22)



TYMON
MITCHELL

91

DEFENSIVE LINE // SR // 6-3 // 320
Nashville, Tenn. (Franklin Road Academy) / Georgia

2024 GAME-BY-GAME

	S-A-T	TFL	QBS	FF-FR	INT	QBH	PBU
at Stanford	2-0-2	0-0	0-0	0-0	1	0	0
LIU	0-0-0	0-0	0-0	0-0	0	0	0
UCF	0-0-0	0-0	0-0	0-0	0	0	0
at SMU	0-1-1	0-0	0-0	0-0	0	0	0
at Kansas	0-0-0	0-0	0-0	0-0	0	0	0
Houston	0-0-0	0-0	0-0	0-0	0	1	0
at Utah	0-0-0	0-0	0-0	0-0	0	0	0
Texas Tech	0-0-0	0-0	0-0	0-0	0	0	0
at Baylor	1-0-1	0-0	0-0	0-0	0	0	0
Oklahoma State	0-0-0	0-0	0-0	0-0	0	0	0
Arizona	0-0-0	0-0	0-0	0-0	0	0	0

CAREER STATS

	G	S-A-T	TFL	QBS	INT	PBU	FF-FR
DEFENSE							
2019 (Georgia)	2	1-3-4	0-0	0-0	0	0	0-0
2020 (Georgia)	1	0-1-1	0-0	0-0	0	0	0-0
2021 (Georgia)	5	2-4-6	0-0	0-0	0	0	0-0
2022	15	10-10-20	3.5-16	3.0-15	0	0	0-1
2023	12	9-6-15	0.5-0	0-0	0	1	0-0
2024	11	3-1-4	0-0	0-0	1	0	0-0
TOTAL	46	25-25-50	4.0-16	3.0-15	1	1	0-1

SINGLE-GAME CAREER HIGHS

Total Tackles: 4, vs. Arkansas (9/14/19); vs. Oklahoma (10/1/22)
Total Sacks: 1, three times
Total Tackles For Loss: 1.5, vs. Oklahoma (10/1/22)
Total Interceptions: 1, at Stanford (8/30/24)

2024 PLAYER BIO UPDATES



BLAKE NOWELL
WIDE RECEIVER // SR // 6-4 // 210
Ardmore, Okla. (Plainview HS)

2024 GAME-BY-GAME

	RUSHING				RECEIVING			
	ATT	YDS	TD	LNG	REC	YDS	TD	LNG
at Stanford	0	0	0	0	1	2	0	2
LIU	0	0	0	0	2	50	0	46
UCF	0	0	0	0	0	0	0	0
at SMU	0	0	0	0	0	0	0	0
at Kansas	0	0	0	0	0	0	0	0
Houston	0	0	0	0	2	32	0	17
at Utah	0	0	0	0	0	0	0	0
Texas Tech	0	0	0	0	0	0	0	0
at Baylor	0	0	0	0	0	0	0	0
Oklahoma State	0	0	0	0	0	0	0	0
Arizona	0	0	0	0	0	0	0	0

CAREER STATS

RECEIVING	G	REC	YDS	TD	LNG	AVG
2021	7	3	34	1	20	4.9
2022	13	6	86	0	44	6.6
2023	12	11	105	1	20	8.8
2024	11	5	84	0	46	7.6
TOTAL	43	25	309	2	46	7.2

SINGLE-GAME CAREER HIGHS

Receptions: 3, three times
Reception Yards:60, vs. Tarleton State (9/10/22)
Receiving Touchdowns:1, vs. Duquesne (9/4/21); at Iowa State (10/7/23)
Longest Reception: 46, vs. LIU (9/7/24)



NAMDI OBIAZOR
LINEBACKER // SR // 6-3 // 220
Eden Prairie, Minn. (Eden Prairie HS)/Iowa Western CC

2024 GAME-BY-GAME

	S-A-T	TFL	QBS	FF-FR	INT	QBH	PBU
at Stanford	3-1-4	2.5-10	1.5-9	0-0	0	0	0
LIU	4-1-5	1.5-1	0-0	0-0	1	0	0
UCF	3-8-11	0-0	0-0	0-0	0	1	0
at SMU	2-4-6	0-0	0-0	0-0	0	0	0
at Kansas	0-1-1	0-0	0-0	0-0	0	1	0
Houston	6-5-11	2-0-4	1.0-3	1-0	0	0	0
at Utah	2-4-6	0.5-1	0-0	0-0	0	0	0
Texas Tech	4-5-9	0-0	0-0	0-0	0	0	0
at Baylor	4-0-4	0-0	0-0	0-0	0	0	0
Oklahoma State	4-4-8	0-0	0-0	0-0	0	0	0
Arizona	5-1-6	0-0	0-0	0-0	0	0	0

CAREER STATS

DEFENSE	G	S-A-T	TFL	QBS	INT	PBU	FF-FR
2022	15	31-18-49	0.5-1	0-0	0	2	0-0
2023	12	48-36-84	6.0-43	4.0-40	0	2	0-1
2024	11	37-34-71	6.5-16	2.5-12	1	0	0-0
TOTAL	38	116-88-204	13.0-60	6.5-52	1	4	0-1

SINGLE-GAME CAREER HIGHS

Total Tackles: 13, at Kansas State (10/21/23)
Total Sacks:1.5, at Stanford (8/30/24)
Total Tackles For Loss: 2.5, at Stanford (8/30/24)
Total Interceptions:1, vs. LIU (9/7/24)



JAISE OLIVER
SAFETY // SR // 6-2 // 205
Fairfield, Texas (Fairfield HS)/Tulsa

2024 GAME-BY-GAME

	S-A-T	TFL	QBS	FF-FR	INT	QBH	PBU
at Stanford	0-2-2	0-0	0-0	0-0	0	0	0
LIU	0-1-1	0-0	0-0	0-0	0	0	0
UCF	0-0-0	0-0	0-0	0-0	0	0	0
at SMU	0-0-0	0-0	0-0	0-0	0	0	0
at Kansas	2-0-2	0-0	0-0	0-0	0	0	0
Houston	1-1-2	0-0	0-0	0-0	0	0	0
at Utah	0-0-0	0-0	0-0	0-0	0	0	0
Texas Tech	1-0-1	0-0	0-0	0-0	0	0	0
at Baylor	1-0-1	0-0	0-0	0-0	0	0	0
Oklahoma State	2-0-2	0-0	0-0	0-0	0	0	0
Arizona	0-0-0	0-0	0-0	0-0	0	0	0

CAREER STATS

DEFENSE	G	S-A-T	TFL	QBS	INT	PBU	FF-FR
2020 (Tulsa)	9	8-3-11	0-0	0-0	0	0	0-0
2021 (Tulsa)	12	19-20-39	0.5-0	0-0	1	5	0-0
2022 (Tulsa)	8	11-3-14	1.0-2	0-0	1	3	0-0
2023 (Tulsa)	12	31-17-48	1.5-3	0-0	4	6	1-0
2024	11	7-4-11	0-0	0-0	0	0	0-0
TOTAL	52	77-46-122	3.0-5	0-0	6	14	1-0

SINGLE-GAME CAREER HIGHS

Total Tackles: 11, at Florida Atlantic (10/7/23)
Total Tackles For Loss: 1.0, at Florida Atlantic (10/7/23); at Ole Miss (9/24/22)
Total Interceptions: 1, six times



NANA OSAFO-MENSAH
DEFENSIVE LINE // SR // 6-3 // 255
Fort Worth, Texas (Nolan Catholic HS)/Notre Dame

2024 GAME-BY-GAME

	S-A-T	TFL	QBS	FF-FR	INT	QBH	PBU
at Stanford	0-1-1	0-0	0-0	0-0	0	4	0
LIU	2-0-2	1.0-9	1.0-9	0-0	0	0	0
UCF	0-4-4	0-0	0-0	0-0	0	0	0
at SMU	4-0-4	1.0-5	0-0	0-0	0	0	0
at Kansas	0-0-0	0-0	0-0	0-0	0	0	0
Houston	3-1-4	0-0	0-0	0-0	0	0	0
at Utah	1-1-2	1.0-5	0-0	0-0	0	0	1
Texas Tech	1-1-2	0-0	0-0	0-0	0	1	0
at Baylor	3-0-3	0-0	0-0	0-0	0	0	0
Oklahoma State	3-1-4	1.5-11	1.0-9	0-0	0	0	0
Arizona	3-3-6	2.0-12	1.0-11	0-0	0	0	0

CAREER STATS

DEFENSE	G	S-A-T	TFL	QBS	INT	PBU	FF-FR
2019 (Notre Dame)	2	0-1-1	0-0	0-0	0	0	0-0
2021 (Notre Dame)	12	5-8-13	2.5-10	2.0-8	0	0	0-0
2022 (Notre Dame)	13	8-6-14	1.0-8	0-0	0	0	1-0
2023 (Notre Dame)	12	12-8-20	5.5-62	3.0-31	0	0	0-0
2024	11	20-12-32	6.5-42	3.0-29	0	1	0-0
TOTAL	49	45-35-80	15.5-122	8.0-68	0	1	1-0

SINGLE-GAME CAREER HIGHS

Total Tackles:6, vs. Arizona (11/23/24)
Total Tackles For Loss: 2.0, vs. Arizona (11/23/24); at Stanford (11/25/23)
Total Sacks:1, eight times



JEREMY PAYNE
RUNNING BACK // FR // 5-10 // 185
Missouri City, Texas (Hightower HS)

2024 GAME-BY-GAME

	RUSHING				RECEIVING			
	ATT	YDS	TD	LNG	REC	YDS	TD	LNG
at Stanford	0	0	0	0	0	0	0	0
LIU	1	-5	0	0	0	0	0	0
UCF	1	1	0	1	1	21	0	21
at SMU	6	21	0	8	0	0	0	0
at Kansas	8	65	0	32	1	10	0	10
Houston	3	3	1	2	2	9	0	6
at Utah	0	0	0	0	0	0	0	0
Texas Tech	3	17	1	9	2	20	0	12
at Baylor	7	21	0	7	4	26	0	16
Oklahoma State	2	7	0	5	1	5	0	5
Arizona	3	27	1	30	0	0	0	0

CAREER STATS

RUSHING	G	ATT	YDS	TD	LNG	AVG
2024	11	41	192	3	32	17.5
TOTAL	11	41	192	3	32	17.5

SINGLE-GAME CAREER HIGHS

Rushing Attempts: 8, at Kansas (9/28/24); vs. LIU (9/7/24)
Rushing Yards Net:65, at Kansas (9/28/24)
Rushing Touchdowns:1, three times
Longest Rushing:32, at Kansas (9/28/24)
Receptions: 4, at Baylor (11/2/24)
Reception Yards: 26, at Baylor (11/2/24)
Longest Reception: 21, vs. UCF (9/14/24)
Longest Kick Return: 21, vs. LIU (9/7/24)



JP RICHARDSON
WIDE RECEIVER // SR // 6-0 // 195
Missouri City, Texas (Ridge Point HS) / Oklahoma State

2024 GAME-BY-GAME

	RECEIVING				PUNT RETURNS			
	REC	YDS	TD	LNG	ATT	YDS	TD	LNG
at Stanford	6	107	0	34	2	17	0	10
LIU	2	25	0	15	3	18	0	7
UCF	5	46	0	23	3	33	0	15
at SMU	3	14	0	7	0	0	0	0
at Kansas	4	42	0	20	3	111	1	89
Houston	9	98	0	25	1	0	0	0
at Utah	3	53	0	26	2	2	0	3
Texas Tech	4	35	0	17	2	6	0	6
at Baylor	1	3	0	3	2	5	0	5
Oklahoma State	7	100	0	34	0	0	0	0
Arizona	6	107	1	38	2	42	0	33

CAREER STATS

RECEIVING	G	REC	YDS	TD	LNG	AVG
2021 (Oklahoma State)	10	23	168	2	20	16.8
2022 (Oklahoma State)	13	49	503	4	83	39.7
2023	12	46	536	3	59	44.7
2024	11	50	630	1	38	57.3
TOTAL	46	168	1837	10	83	39.9

SINGLE-GAME CAREER HIGHS

Rushing Attempts: 1, six times
Rushing Yards Net:8, at Iowa State (10/7/23)
Longest Rushing:8, at Iowa State (10/7/23)
Total Passes:1, three times
Completed Passes:1, at Baylor (10/1/22)
Passes Yards: 32, at Baylor (10/1/22)
Longest Pass: 32, at Baylor (10/1/22)
Receptions: 9, vs. Houston (10/4/24)
Reception Yards: 107, vs. Arizona (11/23/24); at Stanford (8/30/24)
Reception Touchdowns: 1, 10 times
Longest Reception:83, vs. Iowa State (11/12/22)
Longest Punt Return:89, at Kansas (9/28/24)
Longest Kick Return: 21, vs. West Virginia (11/26/22)

2024 PLAYER BIO UPDATES



DJ

ROGERS

TIGHT END // JR // 6-4 // 250
Sammamish, Wash. (Eastside Catholic HS)

0

2024 GAME-BY-GAME

	RUSHING				RECEIVING			
	ATT	YDS	TD	LNG	REC	YDS	TD	LNG
at Stanford	0	0	0	0	1	8	0	8
LIU	0	0	0	0	0	0	0	0
UCF	0	0	0	0	0	0	0	0
at SMU	0	0	0	0	1	9	0	9
at Kansas	0	0	0	0	0	0	0	0
Houston	0	0	0	0	0	0	0	0
Texas Tech	0	0	0	0	3	15	1	8
at Baylor	0	0	0	0	1	40	0	40
Oklahoma State	0	0	0	0	1	10	0	10
Arizona	0	0	0	0	2	43	0	36

CAREER STATS

RECEIVING	G	REC	YDS	TD	LNG	AVG
2021	4	0	0	0	0	0.0
2022	12	0	0	0	0	0.0
2023	12	7	78	1	22	6.5
2024	10	9	125	1	40	12.5
TOTAL	38	16	203	2	40	5.3

SINGLE-GAME CAREER HIGHS

Receptions:3, vs. Texas Tech (10/26/24); at Texas Tech (11/4/23)
Reception Yards:43, vs. Arizona (11/23/24)
Reception Touchdowns:1, vs. Texas Tech (10/26/24); at Texas Tech (11/4/23)
Longest Reception:40, at Baylor (11/2/24)
Total Tackles:1, at Houston (9/16/23)



TREY

SANDERS

RUNNING BACK // SR // 6-0 // 215
Port Saint Joe, Fla. (IMG Academy) / Alabama

2

2024 GAME-BY-GAME

	RUSHING				RECEIVING			
	ATT	YDS	TD	LNG	REC	YDS	TD	LNG
at Stanford	2	11	0	12	0	0	0	0
LIU	4	15	0	11	0	0	0	0
at SMU	3	9	0	6	0	0	0	0
Houston	0	0	0	0	0	0	0	0
at Utah	0	0	0	0	0	0	0	0
Texas Tech	0	0	0	0	0	0	0	0
at Baylor	0	0	0	0	0	0	0	0
Oklahoma State	2	11	0	9	0	0	0	0
Arizona	2	0	0	1	0	0	0	0

CAREER STATS

RUSHING STATS	G	ATT	YDS	TD	LNG	AVG
2020 (Alabama)	4	30	134	0	25	33.5
2021 (Alabama)	13	72	314	2	20	24.2
2022 (Alabama)	10	14	80	1	11	8.0
2023	12	48	176	6	18	14.7
2024	9	13	46	0	12	5.1
TOTAL	48	177	750	9	25	15.6

RECEIVING	G	REC	YDS	TD	LNG	AVG
2020 (Alabama)	4	1	-2	0	0	-0.5
2021 (Alabama)	13	6	55	0	36	4.2
2022 (Alabama)	10	2	13	0	10	1.3
2023	12	5	20	0	8	1.7
2024	9	0	0	0	0	0.0
TOTAL	48	14	86	0	36	1.8

SINGLE-GAME CAREER HIGHS

Rushing Attempts:15, vs. Colorado (9/2/23)
Rushing Yard Net:80, vs. Mississippi State (10/31/20)
Rushing Touchdowns:3, vs. Colorado (9/2/23)
Longest Rushing:25, vs. Mississippi State (10/31/20)
Receptions:2, at Auburn (11/27/21); at Kansas State (10/21/23)
Receptions Yards:36, vs. Arkansas (11/20/21)
Longest Reception:36, vs. Arkansas (11/20/21)
Longest Kick Return:17, vs. Mississippi State (10/31/20)
Total Tackles:1, vs. Mississippi State (10/31/20); vs. Georgia (12/4/21)



KEN

SEALS

QUARTERBACK // JR // 6-3 // 220
Azle, Texas (Weatherford HS)/Vanderbilt

19

2024 GAME-BY-GAME

	PASSING				RUSHING				
	C-A-I	PCT	YDS	TD	LNG	ATT	YDS	TD	LNG
at Stanford	DNP								
LIU	3-4-0	75.0	16	0	10	2	10	0	7
UCF	0-0-0	0.0	0	0	0	0	0	0	0
at SMU	3-3-0	1.000	19	1	13	0	0	0	0
Oklahoma State	1-1-0	1.000	6	0	6	0	0	0	0
Arizona	2-3-0	.667	51	0	36	2	2	0	2

CAREER STATS

PASS/RUSH	G	C-A-I	PCT	YDS	TD	ATT	YDS	TD
2020 (Vandy)	9	186-288-10	64.6	1928	12	41	-52	0
2021 (Vandy)	8	127-224-8	56.7	1181	5	38	-28	1
2023 (Vandy)	10	105-179-4	58.7	1183	11	40	30	2
2024	5	9-11-0	81.8	92	1	4	12	0
TOTAL	32	427-702-22	60.8	4394	29	123	-38	3

SINGLE-GAME CAREER HIGHS

Rushing Attempts:11, vs. Auburn (11/4/23)
Rushing Yards Net:20, vs. Auburn (11/4/23)
Rushing Touchdowns:1, three times
Longest Rushing:34, vs. Auburn (11/4/23)
Total Passes:46, at Mississippi State (11/7/20)
Completed Passes:31 vs. Ole Miss (10/31/20); at Mississippi State (11/4/20)
Passes Yards:336, at Mississippi State (11/7/20)
Touchdowns from passes:2, nine times
Longest Pass:85, at Florida (10/7/23)



CAM

SMITH

SAFETY // SR // 6-0 // 180
Whiteville, N.C. (Whiteville HS)/Memphis

29

2024 GAME-BY-GAME

	S-A-T				TFL				QBS				FF-FR				INT				QBH				PBU			
	S	A	T		T	F	L		Q	B	S		F	F	R		I	N	T		Q	B	H		P	B	U	
Houston	3	1	4		0	0	0		0	0	0		0	0	0		0	0	0		0	0	0		0	0	0	
at Utah	1	1	2		0	0	0		0	0	0		0	0	0		0	0	0		0	0	0		0	0	0	
Texas Tech	1	0	1		0	0	0		0	0	0		0	0	0		0	0	0		0	0	0		0	0	0	
at Baylor	2	0	2		0	0	0		0	0	0		0	0	0		0	0	0		0	0	0		0	0	0	
Oklahoma State	2	1	3		0	0	0		0	0	0		0	0	0		0	0	0		0	0	0		0	0	0	
Arizona	4	2	6		1	0	2		0	0	0		0	0	0		0	0	0		0	0	0		0	0	0	

CAREER STATS

DEFENSE	G	S-A-T	TFL	QBS	INT	PBU	FF-FR
2021 (Memphis)	10	5-0-5	0-0	0-0	0	0	0-0
2022 (Memphis)	10	12-5-17	0-0	0-0	0	1	0-0
2023 (Memphis)	12	46-11-57	0-0	0-0	3	6	0-0
2024	6	13-5-18	1-0-2	0-0	0	0	0-0
TOTAL	38	76-21-97	1-0-2	0-0	3	7	0-0

SINGLE-GAME CAREER HIGHS

Total Tackles:10, vs. USF (11/4/23)
Total Tackels for Loss:1, vs. Arizona (11/23/24)
Total Interceptions:1, three times



RICHARD

TONEY JR.

SAFETY // JR // 6-0 // 195
Arlington, Texas (Arlington HS)/Nevada

23

2024 GAME-BY-GAME

	S-A-T				TFL				QBS				FF-FR				INT				QBH				PBU			
	S	A	T		T	F	L		Q	B	S		F	F	R		I	N	T		Q	B	H		P	B	U	
at Stanford	0	0	0		0	0	0		0	0	0		0	0	0		0	0	0		0	0	0		0	0	0	
LIU	2	5	7		0	0	0		0	0	0		0	0	0		0	0	0		0	0	0		0	0	1	
UCF	0	0	0		0	0	0		0	0	0		0	0	0		0	0	0		0	0	0		0	0	0	
at SMU	0	0	0		0	0	0		0	0	0		0	0	0		0	0	0		0	0	0		0	0	0	
at Kansas	0	0	0		0	0	0		0	0	0		0	0	0		0	0	0		0	0	0		0	0	0	
Houston	0	0	0		0	0	0		0	0	0		0	0	0		0	0	0		0	0	0		0	0	0	
at Utah	0	0	0		0	0	0		0	0	0		0	0	0		0	0	0		0	0	0		0	0	0	
Oklahoma State	2	0	2		0	0	0		0	0	0		0	0	0		0	0	0		0	0	0		0	0	0	

CAREER STATS

DEFENSE	G	S-A-T	TFL	QBS	INT	PBU	FF-FR
2021 (Nevada)	1	0-0-0	0-0	0-0	0	0	0-0
2022 (Nevada)	7	7-1-9	0-0	0-0	0	0	0-0
2023 (Nevada)	12	46-21-67	3.5-15	1.0-5	2	1	0-0
2024	8	4-5-9	0-0	0-0	0	1	0-0
TOTAL	28	57-27-84	3.5-15	1.0-5	2	2	0-0

SINGLE-GAME CAREER HIGHS

Total Tackles:12, at Utah State (11/11/23)
Total Tackles for Loss:1, three times
Total Sacks:1, vs. UNLV (10/14/23)
Total Interceptions: ...1, vs. New Mexico (10/28/23); at Colorado State (11/18/23)



SAVION

WILLIAMS

WIDE RECEIVER // SR // 6-5 // 225
Marshall, Texas (Marshall HS)

3

2024 GAME-BY-GAME

	RUSHING				RECEIVING			
	ATT	YDS	TD	LNG	REC	YDS	TD	LNG
at Stanford	1	7	0	7	11	85	1	17
LIU	0	0	0	0	5	69	0	26
UCF	1	2	0	2	4	37	2	18
at SMU	0	0	0	0	3	50	0	22
at Kansas	1	3	0	3	4	47	0	26
Houston	0	0	0	0	4	40	1	21
at Utah	7	72	0	25	5	27	0	10
Texas Tech	11	72	1	35	3	81	1	75
at Baylor	8	57	0	22	8	92	0	28
Oklahoma State	5	19	1	16	7	52	1	16
Arizona	9	80	2	30	3	16	0	19

CAREER STATS

RECEIVING STATS	G	REC	YDS	TD	LNG	AVG
2020	7	1	8	0	8	1.1
2021	7	6	71	0	16	10.1
2022	15	29	392	4	57	26.1
2023	11	41	573	4	42	52.1
2024	11	57	596	6	75	54.2
TOTAL	51	134	1640	14	75	32.2

SINGLE-GAME CAREER HIGHS

Rushing Attempts:11, vs. Texas Tech (10/26/24)
Rushing Yards Net:80, vs. Arizona (11/23/24)
Rushing Touchdowns:2, vs. Arizona (11/23/24)
Longest Rushing:35, vs. Texas Tech (10/26/24)
Receptions:11, at Stanford (8/30/24), vs. Texas (11/11/23)
Reception Yards:164, vs. Texas (11/11/23)
Reception Touchdowns:2, vs. UCF (9/14/24)
Longest Reception:75, vs. Texas

2024 GAME-BY-GAME RECAPS

GAME 1

Aug. 30, 2024 • Attendance: 36,026
Stanford Stadium • Stanford, Calif.



TCU (1-0)
STANFORD (0-1)

34
27

STANFORD, Calif. -- TCU finished strong on both sides of the ball in opening its season with a 34-27 win at Stanford.

Trailing 24-20 with 6:57 to play, Josh Hoover led an 8-play, 74-yard drive, capped by a 4-yard scoring pass to Jack Bech, to put the Horned Frogs on top to stay at 27-24 with 3:13 remaining. The drive was keyed by a 34-yard completion to JP Richardson.

After forcing a 4-and-out on Stanford's ensuing series, which featured a combined sack by Marcel Brooks and Devean Deal, TCU sealed the victory four plays later with a Cam Cook 7-yard scoring run to make it 34-24 with 1:51 left.

Bech (139) and Richardson (107) gave TCU two 100-yard receivers in the same game for the first time since Derius Davis (139) and Quentin Johnston (114) against Oklahoma State in 2020. Combined with Savion Williams (85), who had a 5-yard scoring reception for TCU's first points of the game, the Horned Frogs had three receivers with at least 85 yards in the same game for the first time in program history.

Hoover completed his first eight pass attempts and finished 28-of-42 for 353 yards with two touchdowns and no interceptions.

TCU outgained Stanford 457-to-286 in total offense. The Horned Frogs had 10.0 tackles for loss and 4.0 sacks.

SCORE BY QUARTERS	1	2	3	4	SCORE
TCU	7	3	10	14	34
STANFORD	7	10	0	10	27

SCORING SUMMARY

1ST 07:57 STA - HARRIS,J. 3 YD PASS FROM DANIELS,A. (KENNEY,E. PAT) 13-89, 06:59	0 7
1ST 01:16 TCU - WILLIAMS,S. 5 YD PASS FROM HOOVER,J. (LEMMERMANN PAT) 13-75, 06:41	7 7
2ND 09:19 STA - CISSE,I. 2 YD PASS FROM LAMSON,J. (KENNEY,E. PAT) 7-20, 03:07	7 14
2ND 04:09 TCU - LEMMERMAN,K. 22 YD FIELD GOAL 5-18, 01:22	10 14
2ND 01:36 STA - KENNEY,E. 35 YD FIELD GOAL 8-58, 02:33	10 17
3RD 09:11 TCU - LEMMERMAN,K. 42 YD FIELD GOAL 14-57, 05:43	13 17
3RD 02:22 TCU - HOOVER,J. 1 YD RUN (LEMMERMANN,K. PAT) 4-42, 02:22	20 17
4TH 06:57 STA - LAMSON,J. 1 YD RUN (KENNEY,E. PAT) 11-79, 04:46	20 24
4TH 03:13 TCU - BECH,J. 4 YD PASS FROM HOOVER,J. (LEMMERMANN,K. PAT) 8-74, 03:39	27 24
4TH 01:51 TCU - COOK,C. 7 YD RUN (LEMMERMANN,K. PAT) 4-19, 00:23	34 24
4TH 00:36 STA - KENNEY,E. 45 YD FIELD GOAL 8-48, 01:15	34 27

TEAM STATISTICS		
CATEGORY	TCU	STANFORD
FIRST DOWNS	24	17
RUSHES - NET YARDS RUSHING	34-104	37-121
NET YARDS PASSING	353	165
Completions-Attempts-Int	42-28-0	36-18-1
TOTAL OFFENSE YARDS	457	286
Total Offense Plays	76	73
Average Gain Per Play	6.0	3.9
Fumbles: Number-Lost	3-2	1-0
Penalties: Number-Yards	7-100	4-19
PUNTS-YARDS	2-75	3-127
Average Yards Per Punt	37.5	42.3
Net Yards Per Punt	37.5	36.7
KICKOFF-YARDS	7-455	5-321
Punt returns: Number-Yards-TD	2-17-0	0-0-0
Kickoff returns: Number-Yds-TD	3-54-0	1-11-0
Interceptions: Number-Yds-TD	1-6-0	0-0-0
Fumble Returns: Number-Yds-TD	0-0-0	1-10-0
Possession Time	30:15	29:45
Third-Down Conversions	8-15	5-15
Fourth-Down Conversions	0-1	2-5
Red-Zone Scores-Chances	5-6	4-4
Touchdowns	4	3
Field Goals	1	1
Sacks By: Number-Yards	4-33	1-11
Points off Turnover	3	7

RUSHING

TCU - Cam Cook 20-81, Trey Sanders 2-11, Hauss Hejny 2-7, Jack Bech 0-7, Savion Williams 1-7, Dominique Johnson 1-2, Josh Hoover 5-Minus 3, TEAM 3-Minus-8.
STANFORD - Ashton Daniels 17-87, Sedrick Irvin 5-24, Micah Ford 10-18, Justin Lamson 2-3, TEAM 1-Minus 1, Ismael Cisse 2-Minus 10.

PASSING

TCU - Josh Hoover 28-42-0, 353 yards.
STANFORD - Ashton Daniels 17-35-1, 163 yards; Justin Lamson 1-1-0, 2 yards

RECEIVING

TCU - Savion Williams 11-85, Jack Bech 6-139, JP Richardson 6-107, DJ Rogers 1-8, Drake Dabney 1-5, Major Everhart 1-4, Cam Cook 1-3, Blake Nowell 1-2.
STANFORD - Elic Ayomanor 7-102, Tiger Bachmeier 3-17, Jackson Harris 2-14, Ismael Cisse 2-11, Sam Roush 2-11, Micah Ford 2-10.

GAME 2

Sept. 7, 2024 • Attendance: 44,063
Amon G. Carter Stadium • Fort Worth, Texas



LIU (0-2)
TCU (2-0)

0
45

FORT WORTH -- TCU was sharp on both sides of the ball in a 45-0 win over LIU on Saturday night in the home opener at Amon G. Carter Stadium.

The Horned Frogs (2-0) scored on six of their first seven possessions and held the Sharks to just 127 yards, the fewest allowed by TCU since limiting Grambling State to 80 yards in the 2012 season opener, the first game in the rebuilt Amon G. Carter Stadium. It was also the Horned Frogs' first shutout since 2017, when they blanked Kansas 43-0.

Josh Hoover tied a TCU single-game record, held by Jeff Ballard in 2006 against San Diego State, by completing 14 consecutive passes en route to a 20-of-25 night for 267 yards and two touchdowns with no interceptions.

The Horned Frogs' lead grew to 17-0 just 1:23 into the second quarter on a 5-yard scoring pass from Hoover to JoJo Earle. It came one play after Earle had a 15-yard reception from Savion Williams, a former high school quarterback, attempting his first collegiate pass. Williams topped TCU in receiving for the second straight game with five catches for 69 yards.

TCU led 31-0 at the half with Cam Cook scoring two of his three rushing touchdowns on carries of 1 and 12 yards. His final trip to the end zone was a 5-yard run that extended the Horned Frogs' margin to 38-0 with 12:45 left in the third quarter.

SCORE BY QUARTERS	1	2	3	4	SCORE
LIU	0	0	0	0	0
TCU	10	21	7	7	45

SCORING SUMMARY

1ST 11:35 TCU - LEMMERMAN,K. 48 YD FIELD GOAL 6-24, 02:06	0 3
1ST 07:45 TCU - COOK,C. 1 YD RUN (LEMMERMANN KICK) 4-11, 01:45	0 10
2ND 13:37 TCU - EARLE,J. 5 YD PASS FROM HOOVER,J. (LEMMERMANN KICK) 6-59, 02:07	0 17
2ND 07:25 TCU - JOHNSON,D. 2 YD RUN (LEMMERMANN KICK) 9-69, 04:02	0 24
2ND 01:52 TCU - COOK,C. 12 YD RUN (LEMMERMANN KICK) 7-54, 02:26	0 31
3RD 12:45 TCU - COOK,C. 5 YD RUN (LEMMERMANN KICK) 4-79, 02:08	0 38
4TH 11:29 TCU - CURTIS,C. 18 YD PASS FROM HOOVER,J. (LEMMERMANN) 11-42, 04:13	0-45

TEAM STATISTICS		
CATEGORY	LIU	TCU
FIRST DOWNS	9	22
RUSHES - NET YARDS RUSHING	34-59	37-127
NET YARDS PASSING	68	298
Completions-Attempts-Int	22-9-1	30-24-0
TOTAL OFFENSE YARDS	127	425
Total Offense Plays	56	67
Average Gain Per Play	2.3	6-3
Fumbles: Number-Lost	1-0	1-0
Penalties: Number-Yards	2-15	6-65
PUNTS-YARDS	10-364	3-136
Average Yards Per Punt	36.4	45.3
Net Yards Per Punt	31.2	45.3
KICKOFF-YARDS	1-65	8-517
Punt returns: Number-Yards-TD	0-0-0	5-52-0
Kickoff returns: Number-Yds-TD	0-0-0	1-21-0
Interceptions: Number-Yds-TD	0-0-0	1-14-0
Fumble Returns: Number-Yds-TD	0-0-0	0-0-0
Possession Time	30:31	29:29
Third-Down Conversions	5-17	4-11
Fourth-Down Conversions	0-1	2-2
Red-Zone Scores-Chances	0-1	6-6
Touchdowns	0-1	6-6
Field Goals	0-1	0-6
Sacks By: Number-Yards	0-0	2-17
Points off Turnover	0	0

RUSHING

LIU - Ethan Greenwood 7-24, Ludovick Choquette 6-13, Luca Stanzani 5-12, Nasir Hennigan 4-12, Chris Howell 6-8, Pat Bowen 3-6, Damarius Good 2-6, TEAM 1-Minus 22.
TCU - Cam Cook 13-58, Jeremy Payne 8-30, Dominique Johnson 7-26, Trey Sanders 4-15, Ken Seals 2-10, JoJo Earle 1-9, Nate Palmer 1-Minus 5, TEAM 1-Minus 16.

PASSING

LIU - Luca Stanzani 8-18-1, 60 yards; Chris Howell 1-2-0, 8 yards; Ethan Greenwood 0-2-0, 0 yards.
TCU - Josh Hoover 20-25-0, 267 yards; Ken Seals 3-4-0, 16 yards; Savion Williams 1-1-0, 15 yards.


RECEIVING

LIU - Aviyon Smith-Mack 2-35, Michael Love 3-19, Cory Nichols 3-17, Ludovick Choquette 1-Minus 3.
TCU - Savion Williams 5-69, JoJo Earle 3-24, Eric McAlister 2-54, Blake Nowell 2-50, Chase Curtis 2-27, JP Richardson 2-25, Jack Bech 2-11, Braylon James 2-6, Jordyn Bailey 1-18, Hunter Krepp 1-10, Cam Cook 1-2, Dominique Johnson 1-2.

2024 GAME-BY-GAME RECAPS

GAME 3

Sept. 14, 2024 • Attendance: 48,889
Amon G. Carter Stadium • Fort Worth, Texas

	UCF (3-0, 1-0)	35
	TCU (2-1, 0-1)	34

FORT WORTH -- UCF rallied for a 35-34 victory over TCU in the Big 12 Conference opener for both teams Saturday night in Amon G. Carter Stadium.

The Horned Frogs started fast. TCU scored on its opening three possessions, converting all seven third-down opportunities in the process, to take a 21-7 lead with 10:10 left in the second quarter.

TCU extended its margin to 28-7 on a 50-yard scoring pass from Josh Hoover to Jack Bech just 1:32 into the second half. Bech had a career day with nine receptions for 200 yards.

Hoover tied a personal-best with four touchdown passes, two to Savion Williams, while recording his third career 400-yard game with 402 yards. He completed 35-of-52 attempts.

TCU had a chance to win at the end, taking possession at its 25-yard line with 36 seconds remaining. The Horned Frogs drove to the UCF 40. On the game's final play, Kyle Lemmermann's 58-yard field-goal attempt had the distance but was wide.

TCU special teams played a big role with three blocked kicks. Caleb Fox and LaMareon James blocked field goals with Bud Clark having his hands on an extra-point attempt.

SCORE BY QUARTERS	1	2	3	4	SCORE
UCF	0	7	13	15	35
TCU	14	7	10	3	34

SCORING SUMMARY

1ST 09:38 TCU - MCALISTER,E. 14 YD PASS FROM HOOVER,J. (LEMMERMANN)	10-56, 04:15	0 7
1ST 03:18 TCU - WILLIAMS,S. 18 YD PASS FROM HOOVER,J. (LEMMERMANN)	9-71, 02:16	0 14
2ND 14:52 UCF - HARVEY,RJ 29 YD PASS FROM JEFFERSON,KJ (BOOMER KICK)	7-75, 03:26	7 14
2ND 10:10 TCU - WILLIAMS,S. 16 YD PASS FROM HOOVER,J. (LEMMERMANN)	12-75, 04:42	7 21
3RD 13:28 TCU - BECH,J. 50 YD PASS FROM HOOVER,J. (LEMMERMANN)	4-75, 01:32	7 28
3RD 09:36 UCF - HARVEY,RJ 1 YD RUN (PAT BLOCKED)	8-75, 03:52	13 28
3RD 05:03 TCU - LEMMERMANN,K. 31 YD FIELD GOAL	10-62, 04:33	13 31
3RD 04:01 UCF - HUDSON,K. 27 YD PASS FROM JEFFERSON,KJ (BOOMER KICK)	3-75, 01:02	20 31
4TH 13:38 UCF - HARVEY,RJ 27 YD RUN (HARVEY,RJ PASS)	10-80, 03:47	28 31
4TH 08:44 TCU - LEMMERMANN,K. 24 YD FIELD GOAL	10-69, 04:54	28 34
4TH 00:36 UCF - HUDSON,K. 20 YD PASS FROM JEFFERSON,KJ (BOOMER KICK)	10-72, 02:38	35-34

TEAM STATISTICS		
CATEGORY	UCF	TCU
FIRST DOWNS	30	26
RUSHES - NET YARDS RUSHING	54-289	17-58
NET YARDS PASSING	230	402
Completions-Attempts-Int	13-22-0	35-53-0
TOTAL OFFENSE YARDS	519	460
Total offense plays	76	70
Average Gain Per Play	6.8	6.6
Fumbles: Number-Lost	0-0	0-0
Penalties: Number-Yards	5-45	4-40
PUNTS-YARDS	3-152	3-149
Average Yards Per Punt	50.7	49.7
Net Yards Per Punt	39.7	44.0
KICKOFF-YARDS	6-390	7-455
Punt returns: Number-Yards-TD	1--3-0	3-33-0
Kickoff returns: Number-Yds-TD	1-13-0	0-0-0
Interceptions: Number-Yds-TD	0-0-0	0-0-0
Fumble Returns: Number-Yds-TD	0-0-0	0-0-0
Possession Time	32:54	27:06
Third-Down Conversions	11-16	10-15
Fourth-Down Conversions	0-0	0-0
Red-Zone Scores-Chances	2-3	5-5
Touchdowns	2	3
Field goals	0	2
Sacks By: Number-Yards	0-0	0-0
Points off Turnover	0	0

RUSHING

UCF - RJ Harvey 29-180, KJ Jefferson 9-46, Peny Boone 7-24, Xavier Townsend 4-19, Myles Montgomery 3-13, Johnny Richardson 2-7.

TCU - Cam Cook 11-35, Dominique Johnson 2-14, Josh Hoover 1-10, Savion Williams 1-2, Jeremy Payne 1-1, TEAM 1-Minus 1.

PASSING

UCF - KJ Jefferson 13-22-0, 230 yards.

TCU - Josh Hoover 35-52-0, 402 yards.

RECEIVING

UCF - Kobe Hudson 6-145, Randy Pittman, Jr. 3-43, RJ Harvey 1-29, Jacoby Jones 1-15, Xavier Townsend 2-Minus 2.

TCU - Jack Bech 9-200, JP Richardson 5-46, Eric McAlister 4-54, Savion Williams 4-37, Cam Cook 4-8, Drake Dabney 3-15, Chase Curtis 3-14, JoJo Earle 2-7, Jeremy Payne 1-21.

GAME 4

Sept. 21, 2024 • Attendance: 33,168
Gerald J. Ford Stadium • Dallas, Texas

	TCU (2-2)	42
	SMU (3-1)	66

DALLAS -- TCU dropped a 66-42 decision at SMU on Saturday afternoon.

The Mustangs scored 24 points off TCU turnovers and returned a punt for a touchdown.

Trailing 17-0, TCU scored twice in a 3:27 span to pull within 17-14. A Josh Hoover 1-yard quarterback sneak on the first play of the second quarter capped a 14 play, 65-yard drive. On SMU's ensuing possession, Caleb Fox forced a fumble that was recovered by Kaleb Elarms-Orr. Six plays later, Cam Cook scored from 7 yards for his team-best fifth rushing touchdown of the season to cut the TCU deficit to 17-14.

TCU made it a 24-21 game on a 19-yard reception by Eric McAlister on a 4th-and-1 with exactly five minutes to play in the first half. McAlister had six receptions for 114 yards.

Trailing 41-21 at the break, TCU closed to within 41-28 on the opening series of the second half. Jack Bech capped the 90-yard drive with a 46-yard touchdown catch. He had eight receptions for 166 yards to record his third 100-yard game of the season. He later added a 15-yard scoring grab, Hoover's third touchdown pass of the game.

SCORE BY QUARTERS	1	2	3	4	SCORE
TCU	0	21	7	14	42
SMU	17	24	18	7	66

SCORING SUMMARY

1ST 09:52 SMU - ROGERS,C. 51 YD FIELD GOAL	11-41, 05:08	0 3
1ST 07:02 SMU - CROSSLEY,B. 51 YD FUMBLE RECOVERY (ROGERS,C. KICK)		0 10
1ST 06:10 SMU - DANIELS, R. 69 YD PUNT RETURN (ROGERS,C. KICK)		0 17
2ND 14:51 TCU - HOOVER,J. 1 YD RUN (LEMMERMANN,K. KICK)	14-65, 06:19	7 17
2ND 11:24 TCU - COOK,C. 7 YD RUN (LEMMERMANN,K. KICK)	6-32, 02:11	14 17
2ND 08:01 SMU - SMITH,B. 25 YD RUN (ROGERS,C. KICK)	8-68, 03:19	14 24
2ND 05:00 TCU - MCALISTER,E. 19 YD PASS FROM HOOVER,J. (LEMMERMANN)	7-75, 03:01	21 24
2ND 01:28 SMU - HUDSON,J. 10 YD PASS FROM JENNINGS,K. (ROGERS,C. KICK)	11-60, 03:24	21 31
2ND 01:04 SMU - MOSES,A. 60 YD INTERCEPTION (ROGERS,C. KICK)		21 38
2ND 00:00 SMU - ROGERS,C. 49 YD FIELD GOAL	3-31, 00:13	21 41
3RD 11:18 TCU - BECH,J. 46 YD PASS FROM HOOVER,J. (LEMMERMANN KICK)	7-90, 03:29	28 41
3RD 09:27 SMU - SMITH,B. 24 YD PASS FROM JENNINGS,K. (SMITH,B. PASS)	4-75, 01:51	28 49
3RD 08:34 SMU - SMITH,B. 1 YD RUN (ROGERS,C. KICK)	1-1, 0:04	28 56
3RD 01:35 SMU - ROGERS,C. 45 YD FIELD GOAL	9-47, 03:52	28 59
4TH 12:15 TCU - BECH,J. 15 YD PASS FROM HOOVER,J. (LEMMERMANN KICK)	5-64 01:17	35 59
4TH 08:23 SMU - SMITH,B. 1 YD RUN (ROGERS,C. KICK)	6-53, 03:50	35 66
4TH 02:55 TCU - BAILEY,J. 6 YD PASS FROM SEALS,K. (LEMMERMANN KICK)	10-59, 05:21	42 66

TEAM STATISTICS		
CATEGORY	TCU	SMU
FIRST DOWNS	24	23
RUSHES - NET YARDS RUSHING	32-65	42-238
NET YARDS PASSING	415	137
Completions-Attempts-Int	31-46-2	14-19-0
TOTAL OFFENSE YARDS	480	375
Total offense plays	78	61
Average Gain Per Play	6.2	6.1
Fumbles: Number-Lost	5-3	1-1
Penalties: Number-Yards	14-135	7-77
PUNTS-YARDS	2-88	0-0
Average Yards Per Punt	44.0	0.0
Net Yards Per Punt	9.5	0.0
KICKOFF-YARDS	7-403	11-665
Punt returns: Number-Yards-TD	0-0-0	1-69-1
Kickoff returns: Number-Yds-TD	4-64-0	3-51-0
Interceptions: Number-Yds-TD	0-0-0	2-97-1
Fumble Returns: Number-Yds-TD	0-0-0	2-60-1
Possession Time	32:20	27:40
Third-Down Conversions	8-16	7-12
Fourth-Down Conversions	3-4	1-1
Red-Zone Scores-Chances	5-5	3-3
Touchdowns	5	3
Field goals	0	0
Sacks By: Number-Yards	0-0	1-12
Points off Turnover	7	24

RUSHING

TCU - Cam Cook 14-24, Jeremy Payne 6-21, Trey Sanders 3-9, Dominique Johnson 3-9, Jordyn Bailey 1-6, Chase Curtis 1-3, Josh Hoover 4-Minus 7.

SMU - Brashard Smith 18-127, Kevin Jennings 10-41, LJ Johnson Jr. 5-36, Roderick Daniels Jr. 3-15, Keldrick Luster 2-10, Derrick McFall 3-10, TEAM 1-Minus 1.

PASSING

TCU - Josh Hoover 28-43-2, 396 yards; Ken Seals 3-3-0, 19 yards.

SMU - Kevin Jennings 14-19-0, 137 yards.

RECEIVING

TCU - Jack Bech 8-166, Eric McAlister 6-114, Cam Cook 4-20, Savion Williams 3-50, JP Richardson 3-14, Chase Curtis 2-36, Jordyn Bailey 2-6, DJ Rogers 1-9, Drake Dabney 1-3, JoJo Earle 1-Minus 3.

SMU - RJ Maryland 3-16, Brashard Smith 2-24, Kelvontay Dixon 2-18, Jake Bailey 2-12, Jordan Hudson 2-10, LJ Johnson Jr. 2-6, Romello Brinson 1-51.

2024 GAME-BY-GAME RECAPS

GAME 5

Sept. 28, 2024 • Attendance: 47,928
Arrowhead Stadium • Kansas City, Mo.



TCU (3-2, 1-1)

KANSAS (1-4, 0-2)

38

27

KANSAS CITY, Mo. -- JP Richardson's 89-yard punt return for a touchdown provided the go-ahead score in TCU's 38-27 win over Kansas Saturday afternoon at Arrowhead Stadium.

With TCU trailing 24-21 with 1:46 left in the third quarter, Richardson fielded a punt at the TCU 11 and reached the end zone with the fourth-longest punt return in school history. It gave the Horned Frogs a 28-24 lead.

After Kansas answered with a field goal, Josh Hoover connected with Eric McAlister on a 59-yard touchdown to extend TCU's lead to 35-27 with 11:20 to play. After catching the short pass, McAlister eluded several tackles and raced down the sideline into the end zone.

TCU's defense stiffened in the fourth quarter and Kyle Lemmermann's 29-yard field goal with 3:02 remaining provided the final points.

The Horned Frogs had a season-best 507 yards of total offense.

Hoover completed 28-of-37 passes for 356 yards and three touchdown passes, including scoring strikes of 35 and 7 yards to Jack Bech who had a career-best 10 receptions for 131 yards. Bech has topped 100 yards receiving in four of five games this season. McAlister also reached 100 yards with his four catches for 100.

TCU took a 21-17 halftime lead when Hoover hit Bech on a 7-yard touchdown with 17 seconds left. It capped an 11-play, 75-yard drive.

SCORE BY QUARTERS	1	2	3	4	SCORE
TCU	7	14	7	10	38
KANSAS	14	3	7	3	27

SCORING SUMMARY

1ST 10:18 KAN - GRIMM,L. 15 YD PASS FROM DANIELS,J. (ALLEN,T. KICK) 4-54, 02:02	0 7
1ST 08:29 TCU - BECH,J. 35 YD PASS FROM HOOVER,J. (LEMMERMANN,K. KICK) 5-92, 01:47	7 7
1ST 03:59 KAN - NEAL,D. 2 YD RUN (ALLEN,T. KICK) 10-71, 04:25	7 14
2ND 13:59 TCU - COOK,C. 3 YD RUN (LEMMERMANN,K. KICK) 12-75, 05:10	14 14
2ND 02:57 KAN - ALLEN,T. 24 YD FIELD GOAL 4-0, 00:58	14 17
2ND 00:17 TCU - BECH,J. 7 YD PASS FROM HOOVER,J. (LEMMERMANN,K. KICK) 11-75, 02:40	21 17
3RD 08:58 KAN - HISHAW,D. 8 YD RUN (ALLEN,T. KICK) 11-75, 06:02	21 24
3RD 01:46 TCU - RICHARDSON,JP 89 YD PUNT RETURN (LEMMERMANN,K. KICK)	28 24
4TH 12:07 KAN - ALLEN,T. 41 YD FIELD GOAL 10-42, 04:39	28 27
4TH 11:20 TCU - MCALISTER,E. 59 YD PASS FROM HOOVER,J. (LEMMERMANN) 2-75, 00:47	35 27
4TH 03:02 TCU - LEMMERMAN,K. 29 YD FIELD GOAL 12-57, 06:07	38 27

TEAM STATISTICS	TCU	KU
CATEGORY		
FIRST DOWNS	26	20
RUSHES - NET YARDS RUSHING	35-151	34-167
NET YARDS PASSING	356	179
Completions-Attempts-Int	28-37-2	15-34-1
TOTAL OFFENSE YARDS	507	346
Total offense plays	72	68
Average Gain Per Play	7.0	5.1
Fumbles: Number-Lost	1-1	0-0
Penalties: Number-Yards	5-52	6-50
PUNTS-YARDS	2-57	5-235
Average Yards Per Punt	28.5	47.0
Net Yards Per Punt	28.5	24.8
KICKOFF-YARDS	7-357	6-387
Punt returns: Number-Yards-TD	3-111-1	0-0-0
Kickoff returns: Number-Yds-TD	1-14-0	5-64-0
Interceptions: Number-Yds-TD	1-0-0	2-32-0
Fumble Returns: Number-Yds-TD	0-0-0	0-0-0
Possession Time	28:24	31:36
Third-Down Conversions	5-11	9-17
Fourth-Down Conversions	1-1	0-1
Red-Zone Scores-Chances	3-3	4-4
Touchdowns	2	3
Field goals	1	1
Sacks By: Number-Yards	1-12	1-8
Points off Turnover	0	10

RUSHING

TCU - Jeremy Payne 8-65, Cam Cook 15-61, JoJo Earle 2-21, Hauss Hejny 3-7, Savion Williams 1-3, Dominique Johnson 1-2, TEAM 2-Minus 2, Josh Hoover 3-Minus 6.

KANSAS - Daniel Hishaw 13-85, Devin Neal 14-70, Jalon Daniels 4-6, Torry Locklin 1-5, Quentin Skinner 1-2, TEAM 1-Minus 1.

PASSING

TCU - Josh Hoover 28-37-2, 356 yards.

KANSAS - Jalon Daniels 15-34-1, 179 yards.

RECEIVING

TCU - Jack Bech 10-131, Eric McAlister 4-100, Savion Williams 4-47, JP Richardsdon 4-42, Cam Cook 3-11, Jeremy Payne 1-10, JoJo Earle 1-9, Drake Dabney 1-6.

KANSAS - Luke Grimm 6-85, Lawrence Arnold 6-32, Jared Casey 2-35, Quentin Skinner 2-16, Doug Emilion 1-8, Devin Neal 1-3.

GAME 6

Oct. 4, 2024 • Attendance: 44,211
Amon G. Carter Stadium • Fort Worth, Texas



HOUSTON (2-4, 1-2)

TCU (3-3, 1-2)

30

19

FORT WORTH -- TCU dropped a 30-19 decision to Houston on Friday night at Amon G. Carter Stadium.

The Cougars jumped out to a 17-0 lead and never trailed.

A 29-yard scoring pass from Josh Hoover to Jack Bech pulled TCU within 27-19 with 9:25 remaining. The key play on the drive was a 9-yard completion from Hoover to Savion Williams on a 4th-and-8 for a first down at the Houston 33. The Cougars, though, answered with a 66-yard drive that consumed 7:27 off the clock to add a late field goal for the final margin.

Hoover continued his nation's-best streak of nine straight games with at least 20 completions and two touchdown passes, completing 23-of-37 attempts for 233 yards. JP Richardson was his favorite target with a career-high nine receptions for 98 yards.

Williams' 21-yard touchdown catch from Hoover, capping a 7-play, 77-yard drive, provided TCU's first points of the game to make it a 17-6 contest with 2:18 left in the first half.

True freshman running back Jeremy Payne, who made his first career start, scored his first collegiate touchdown on a 2-yard carry to pull TCU within 24-12 with 5:27 left in the third quarter.

SCORE BY QUARTERS	1	2	3	4	SCORE
HOUSTON	7	17	0	6	30
TCU	0	6	6	7	19

SCORING SUMMARY

1ST 05:29 HOU - WILLIAMS,D. 8 YD PASS FROM CHRISS,Z. (MARTIN,J. KICK) 7-58, 04:12	7 0
2ND 13:38 HOU - SANFORD II,R. 2 YD RUN (MARTIN,J. KICK) 8-62, 04:27	14 0
2ND 04:55 HOU - MARTIN,J. 34 YD FIELD GOAL 7-36, 03:34	17 0
2ND 02:18 TCU - WILLIAMS,S. 21 YD PASS FROM HOOVER,J. (KICK FAILED) 7-77, 02:31	17 6
2ND 01:48 HOU - CHRISS,Z. 71 YD RUN (MARTIN,J. KICK) 2-75, 00:30	24 6
3RD 05:27 TCU - PAYNE,J. 2 YD RUN (2-POINT PLAY FAILED) 9-64, 04:11	24 12
4TH 13:35 HOU - MARTIN,J. 28 YD FIELD GOAL 8-25, 05:00	27 12
4TH 09:25 TCU - BECH,J. 29 YD PASS FROM HOOVER,J. (LEMMERMANN KICK) 10-71, 04:04	27 19
4TH 01:58 HOU - MARTIN,J. 27 YD FIELD GOAL 14-66, 07:27	30 19

TEAM STATISTICS	UH	TCU
CATEGORY		
FIRST DOWNS	19	20
RUSHES - NET YARDS RUSHING	44-207	22-66
NET YARDS PASSING	154	233
Completions-Attempts-Int	17-20-0	23-37-2
TOTAL OFFENSE YARDS	361	299
Total offense plays	64	59
Average Gain Per Play	5.6	5.1
Fumbles: Number-Lost	3-0	2-2
Penalties: Number-Yards	5-50	3-39
PUNTS-YARDS	3-124	3-132
Average Yards Per Punt	41.3	44.0
Net Yards Per Punt	41.3	37.3
KICKOFF-YARDS	7-429	4-260
Punt returns: Number-Yards-TD	0-0-0	1-0-0
Kickoff returns: Number-Yds-TD	0-0-0	3-61-0
Interceptions: Number-Yds-TD	2-7-0	0-0-0
Fumble Returns: Number-Yds-TD	0-0-0	0-0-0
Possession Time	36:53	23:07
Third-Down Conversions	5-13	3-10
Fourth-Down Conversions	0-1	2-3
Red-Zone Scores-Chances	5-5	1-1
Touchdowns	2	1
Field goals	3	0
Sacks By: Number-Yards	3-18	3-14
Points off Turnover	10	0

RUSHING

HOUSTON - Zeon Chriss 11-97, Re'Shaun Sanford II 6-38, J'Marion Burnette 12-26, Donovan Smith 5-24, Stacy Sneed 4-18, DJ Butler 2-5, Mekhi Mews 1-4, Joseph Manjack IV 1-Minus 2, TEAM 2-Minus 3.

TCU - Cam Cook 14-77, Jeremy Payne 3-3, Josh Hoover 5-Minus 14.

PASSING

HOUSTON - Zeon Chriss 15-18-0, 141 yards; Donovan Smith 2-2-0, 13 yards.

TCU - Josh Hoover 23-37-2, 233 yards.

RECEIVING

HOUSTON - Stephon Johnson 3-28, Devan Williams 3-21, Maliq Carr 2-39, Jonah Wilson 2-22, Joseph Manjack IV 2-21, Stacy Sneed 2-8, Mekhi Mews 1-7, JayShon Ridgle 1-4, Jayden York 1-4.

TCU - JP Richardson 9-98, Jack Bech 4-55, Savion Williams 4-40, Blake Nowell 2-32, Jeremy Payne 2-9, Jordyn Bailey 2-Minus 1.

2024 GAME-BY-GAME RECAPS

GAME 7

Oct. 19, 2024 • Attendance: 53,299
Rice-Eccles Stadium • Salt Lake City, Utah



TCU (4-3, 2-2) 13
UTAH (4-3, 1-3) 7

SALT LAKE CITY -- TCU's defense led the way to a 13-7 win at Utah on Saturday night at Rice-Eccles Stadium.

The Horned Frogs allowed just 267 yards, a season-low against an FBS opponent. TCU recorded four sacks, including two by Devean Deal. The Utes were held to 2-of-15 on third-down conversions and 0-for-2 on fourth downs.

Leading 13-7, TCU held off the Utes on their final four possessions. The last two Utah series saw an interception by Bud Clark on a fourth-down pass with 6:58 to play and the Horned Frogs stopping the Utes on downs on their final possession with 2:35 remaining. TCU then ran out the clock, keyed by a Savion Williams 2-yard carry on a 4th-and-1 at the Utah 48 with 2:17 left.

Williams led TCU with 72 yards rushing on seven carries while adding a team-best five receptions.

The Horned Frogs led 10-0 at the half, thanks to a Kyle Lemmermann 23-yard field goal and a 1-yard quarterback sneak by Josh Hoover, set up on the previous play by a 20-yard completion to Drake Dabney. Lemmermann later added a 28-yard make.

SCORE BY QUARTERS	1	2	3	4	SCORE
TCU	0	10	3	0	13
UTAH	0	0	7	0	7

SCORING SUMMARY

2ND 13:29 TCU - LEMMERMANN,K. 23 YD FIELD GOAL 9-66 YARDS, 03:00	3 0
2ND 07:00 TCU - HOOVER,J. 1 YD RUN (LEMMERMANN,K. KICK) 8-79, 03:51	10 0
3RD 09:32 TCU - LEMMERMANN,K. 28 YD FIELD GOAL 8-42, 03:26	13 0
3RD 06:12 UTAH - PARKS,M. 71 YD PASS FROM WILSON,I. (BECKER,C. KICK) 3-82, 01:27	13 7

TEAM STATISTICS		
CATEGORY	TCU	UTAH
FIRST DOWNS	20	12
RUSHES - NET YARDS RUSHING	33-132	26-68
NET YARDS PASSING	263	199
Completions-Attempts-Int	22-41-0	17-33-1
TOTAL OFFENSE YARDS	395	267
Total offense plays	74	59
Average Gain Per Play	5.3	4.5
Fumbles: Number-Lost	2-1	0-0
Penalties: Number-Yards	6-38	5-32
PUNTS-YARDS	8-339	11-422
Average Yards Per Punt	42.4	38.4
Net Yards Per Punt	40.8	38.2
KICKOFF-YARDS	4-258	2-125
Punt returns: Number-Yards-TD	2-2-0	1-7-0
Kickoff returns: Number-Yds-TD	0-0-0	1-20-0
Interceptions: Number-Yds-TD	1-0-0	0-0-0
Fumble Returns: Number-Yds-TD	0-0-0	0-0-0
Possession Time	30:55	29:05
Third-Down Conversions	4-17	2-15
Fourth-Down Conversions	1-1	0-2
Red-Zone Scores-Chances	3-5	0-0
Touchdowns	1	0
Field goals	2	0
Sacks By: Number-Yards	4-37	0-0
Points off Turnover	0	0

RUSHING

TCU - Savion Williams 7-72, Trent Battle 8-45, Cam Cook 9-13, Josh Hoover 3-7, Hauss Hejny 2-3, TEAM 4-Minus 8.

UTAH - Micah Bernard 13-55, Isaac Wilson 11-11, Charlie Vincent 1-3, Brant Kuithe 1-Minus 1.

PASSING

TCU - Josh Hoover 22-41-0, 263 yards.

UTAH - Isaac Wilson 17-33-1, 199 yards.

RECEIVING

TCU - Savion Williams 5-27, Cam Cook 4-22, JP Richardson 3-53, Jack Bech 3-46, Drake Dabney 3-39, Eric McAlister 2-57, Trent Battle 2-19.

UTAH - Brant Kuithe 6-56, Money Parks 3-79, Dorian Singer 3-52, Micah Bernard 2-3, Charlie Vincent 1-4, Mycah Pittman 1-3, Dijon Stanley 1-2.

GAME 8

Oct. 26, 2024 • Attendance: 42,144
Amon G. Carter Stadium • Fort Worth, Texas



TEXAS TECH (5-3, 3-2) 34
TCU (5-3, 3-2) 35

FORT WORTH -- TCU rallied from a 17-point second-half deficit for a 35-34 victory over Texas Tech on Saturday in Amon G. Carter Stadium.

After trailing 31-14 late in the third quarter, the Horned Frogs took s 35-34 lead when Josh Hoover hit Eric McAlister with an 84-yard touchdown pass with 5:10 to play. It tied for the 12th-longest pass in TCU history.

On their ensuring series, the Red Raiders drove to the TCU 27. On a 3rd-and-3, quarterback Will Hammond kept the ball and was hit by Hakeem Ajijolaiya to force a fumble that was recovered by Markis Deal. TCU took over with 1:38 remaining. Savion Williams had an 11-yard rush on the first snap before TCU punted with Texas Tech's final possession beginning at its 23 with 29 seconds to play. The Horned Frogs' defense then preserved the victory.

TCU started fast, taking a 14-3 lead late in the first quarter after a 35-yard touchdown run and 75-yard scoring grab by Savion Williams.

Hoover completed 21-of-32 passes for 344 yards and three touchdowns. It was his 10th 300-yard game in 14 career starts.

SCORE BY QUARTERS	1	2	3	4	SCORE
TEXAS TECH	3	14	14	3	34
TCU	14	0	7	14	35

SCORING SUMMARY

1ST 10:48 TCU - WILLIAMSS,S. 35 YD RUN (LEMMERMANN,K. KICK) 9-75, 04:12	0 7
1ST 01:45 TTU - GARCIA,G. 38 YD FIELD GOAL 7-21, 03:15	3 7
1ST 01:31TCU - WILLIAMSS,S. 75 YD PASS FROM HOOVER,J. (LEMMERMANN KICK) 1-75, 0:14	3 14
2ND 13:09 TTU - BURKHARDT,R. 4 YD RUN (BURKHARDT,R. KICK) 4-4, 00:53	10 14
2ND 10:44 TTU - BROOKS,T. 4 YD RUN (GARCIA,G. KICK) 3-59, 00:50	17 14
3RD 12:21 TTU - EAKIN,C. 13 YD PASS FROM HAMMOND,W. (BURKHARDT KICK) 6-78, 02:33	24 14
3RD 06:33 TTU - HAMMOND,W. 4 YD RUN (GARCIA,G. KICK) 10-50, 04:34	31 14
3RD 03:07 TCU - PAYNE,J. 1 YD RUN (LEMMERMANN,K. KICK) 9-75, 03:19	31 21
4TH 11:13 TTU - GARCIA,G. 24 YD FIELD GOAL 13-73 YARDS, 06:46	34 21
4TH 08:42 TCU - ROGERS,DJ 8 YD PASS FROM HOOVER,J. (LEMMERMANN KICK) 6-75, 02:31	34 28
4TH 05:10 TCU - MCALISTER,E. 84 PASS FROM HOOVER,J. (LEMMERMANN KICK) 2-89, 00:36	34 35

TEAM STATISTICS		
CATEGORY	TEXAS TECH	TCU
FIRST DOWNS	25	18
RUSHES - NET YARDS RUSHING	50-180	27-117
NET YARDS PASSING	258	344
Completions-Attempts-Int	23-38-0	21-32-2
TOTAL OFFENSE YARDS	438	461
Total offense plays	88	59
Average Gain Per Play	5.0	7.8
Fumbles: Number-Lost	5-2	1-1
Penalties: Number-Yards	6-45	5-40
PUNTS-YARDS	5-212	4-138
Average Yards Per Punt	42.4	34.5
Net Yards Per Punt	37.2	34.5
KICKOFF-YARDS	7-411	6-367
Punt returns: Number-Yards-TD	0-0-0	2-6-0
Kickoff returns: Number-Yds-TD	5-99-0	1-22-0
Interceptions: Number-Yds-TD	2-0-0	0-0-0
Fumble Returns: Number-Yds-TD	0-0-0	0-0-0
Possession Time	37:25	22:35
Third-Down Conversions	8-20	3-9
Fourth-Down Conversions	2-2	0-1
Red-Zone Scores-Chances	6-6	2-2
Touchdowns	4	2
Field goals	2	0
Sacks By: Number-Yards	3-17	2-7
Points off Turnover	7	0

RUSHING

TEXAS TECH - Tahj Brooks 30-121, J'Koby Williams 8-42, Will Hammond 8-16, Reese Burkhardt 1-4, Behren Morton 3-Minus 3.

TCU - Savion Williams 11-72, Cam Cook 1-19, Jeremy Payne 3-17, Trent Battle 7-10, Josh Hoover 5-Minus 1.

PASSING

TEXAS TECH - Behren Morton 13-22-0, 137 yards; Will Hammond 10-15-0, 121 yards; Coy Eakin 0-1-0, 0 yards.

TCU - Josh Hoover 21-32-2, 344 yards.

RECEIVING


TEXAS TECH - Caleb Douglas 9-140, Josh Kelly 7-19, Coy Eakin 4-56, Jalin Conyers 1-25, Mason Tharp 1-9, Tahj Brooks 1-1.

TCU - Jack Bech 4-77, JP Richardson 4-35, Drake Dabney 4-32, Savion Williams 3-81, DJ Rogers 3-15, Jeremy Payne 2-20, Eric McAlister 1-84.

2024 GAME-BY-GAME RECAPS

GAME 9

Nov. 2, 2024 • Attendance: 44,171
McLane Stadium • Waco, Texas

TCU (5-4, 3-3)
BAYLOR (5-4, 3-3)

34
37

WACO, Texas – TCU tied the game with under 2 minutes to play but fell to Baylor, 37-34, when Isaiah Hankins made a 33-yard field goal as time expired Saturday night at McLane Stadium.

The Horned Frogs had won four straight and eight of nine against the Bears.

Trailing 34-27 with 4:54 left, Josh Hoover led an 8-play, 75-yard drive to tie the game on a 18-yard pass to Jack Bech with 1:55 remaining. A key play on the drive was a 17-yard completion to Savion Williams on a 4th-and-3 at the Baylor 41.

Williams' 6-yard touchdown pass to Bech on a 4th-and-2 gave the Horned Frogs a 27-20 lead with 23 seconds left in the third quarter.

Williams led TCU with eight receptions for 92 yards while topping the team in rushing for the third straight week with 57 yards on eight carries.

Hoover completed 25-of-34 passes for 333 yards and two touchdowns with no interceptions. His 1-yard sneak with 50 seconds left in the second quarter gave the Horned Frogs a 17-13 lead at the half. The score was set up two plays earlier by a 16-yard completion from Hoover to Jeremy Payne to the Baylor 1.

SCORE BY QUARTERS	1	2	3	4	SCORE
TCU	7	10	10	7	34
BAYLOR	7	6	7	17	37

SCORING SUMMARY:

1ST 06:42 TCU - BAILEY,J. 8 YD PASS FROM HOOVER,J. (LEMMERMANN,K. KICK) 7-95, 03:01	7 0
1ST 01:48 BAY - WASHINGTON,B. 8 YD RUN (HANKINS,I. KICK) 10-65, 04:54	7 7
2ND 08:41 BAY - WASHINGTON,B. 40 YD RUN (PAT FAILED) 4-64, 02:00	7 13
2ND 05:18 TCU - LEMMERMAN,K. 46 YD FIELD GOAL 8-47, 03:23	10 13
2ND 00:50 TCU - HOOVER,J. 1 YD RUN (LEMMERMANN,K. KICK) 11-68, 03:36	17 13
3RD 09:04 TCU - LEMMERMAN,K. 47 YD FIELD GOAL 8-43, 04:40	20 13
3RD 05:09 BAY - PENDERGRASS,D. 1 YD RUN (HANKINS,I. KICK) 9-75, 03:55	20 20
3RD 00:23 TCU - BECH,J. 6 YD PASS FROM WILLIAMS,S. (LEMMERMANN,K. KICK) 9-75, 04:46	27 20
4TH 14:03 BAY - WASHINGTON,B. 35 YD RUN (HANKINS,I. KICK) 5-75, 01:20	27 27
4TH 04:54 BAY - WASHINGTON,B. 1 YD RUN (HANKINS,I. KICK) 13-81, TOP 05:28	27 34
4TH 01:55 TCU - BECH,J. 24 YD PASS FROM HOOVER,J. (LEMMERMANN,K. KICK) 8-75, 02:59	34 34
4TH 00:00 BAY - HANKINS,I. 33 YD FIELD GOAL 11-59, 01:55	34 37

TEAM STATISTICS		
CATEGORY	TCU	BU
FIRST DOWNS	25	31
RUSHES - NET YARDS RUSHING	32-105	44-257
NET YARDS PASSING	339	242
Completions-Attempts-Int	26-35-0	19-34-0
TOTAL OFFENSE YARDS	444	499
Total offense plays	67	78
Average Gain Per Play	6.6	6.4
Fumbles: Number-Lost	1-0	0-0
Penalties: Number-Yards	6-55	8-75
PUNTS-YARDS	4-176	4-192
Average Yards Per Punt	44.0	48.0
Net Yards Per Punt	41.2	46.8
KICKOFF-YARDS	7-446	6-390
Punt returns: Number-Yards-TD	2-5-0	2-21-0
Kickoff returns: Number-Yds-TD	0-0-0	1-19-0
Interceptions: Number-Yds-TD	0-0-0	0-0-0
Fumble Returns: Number-Yds-TD	0-0-0	0-0-0
Possession Time	31:35	28:25
Third-Down Conversions	4-12	8-15
Fourth-Down Conversions	2-2	2-2
Red-Zone Scores-Chances	3-3	4-4
Touchdowns	3	3
Field goals	0	1
Sacks By: Number-Yards	2-15	1-8
Points off Turnover	0	0

RUSHING

TCU - Savion Williams 8-57, Jeremy Payne 7-21, Trent Battle 6-18, Josh Hoover 7-7, JP Richardson 1-3, Cam Cook 3-Minus 1.

BAYLOR - Bryson Washington 26-196, Dawson Pendergrass 8-33, Sawyer Robertson 9-28, Richard Reese 1-0.

PASSING

TCU - Josh Hoover 25-34-0, 333 yards; Savion Williams 1-1-0, 6 yards.

BAYLOR - Sawyer Robertson 19-34-0, 242 yards.


RECEIVING

TCU - Savion Williams 8-92, Jack Bech 5-98, Jeremy Payne 4-26, Eric McAlister 3-48, Jordyn Bailey 2-18, Drake Dabney 2-14, DJ Rogers 1-40, JP Richardson 1-3.

BAYLOR - Michael Trigg 5-51, Josh Cameron 4-59, Ashtyn Hawkins 3-36, Hal Presley 3-29, Bryson Washington 2-22, Monaray Baldwin 1-40, Gavin Yates 1-5.

GAME 10

Nov. 9, 2024 • Attendance: 45,348
Amon G. Carter Stadium • Fort Worth, Texas

OKLAHOMA STATE (3-7, 0-7)
TCU (6-4, 4-3)

13
38

FORT WORTH – TCU became bowl bound after a dominant 38-13 victory over Oklahoma State on Saturday night in Amon G. Carter Stadium.

The Horned Frogs started fast, taking advantage of a pair of Oklahoma State turnovers to build a 24-0 halftime lead as they held a 289-to-80 edge in total offense at the break.

TCU's defense had three takeaways for the first time since its 51-45 College Football Playoff Semifinal win over Michigan in 2022.

Savion Williams had a 1-yard touchdown run and 6-yard scoring reception 6:23 apart in the second quarter. Williams' touchdown catch, with 7 seconds left before halftime, capped a 9-play drive in which Josh Hoover was 8-of-8 for 98 yards. Hoover finished 26-of-35 on the night for 286 yards with a touchdown and no interceptions.

Playing against his former school, JP Richardson had 100 yards receiving on seven catches.

Cam Cook ran for two touchdowns with TCU's final points of the game coming via a Jordyn Bailey 59-yard run.

SCORE BY QUARTERS	1	2	3	4	SCORE
OKLAHOMA STATE	0	0	6	7	13
TCU	10	14	7	7	38

SCORING SUMMARY:

1ST 11:26 TCU - LEMMERMAN,K. 32 YD FIELD GOAL 10-61, 03:34	0 3
1ST 01:49 TCU - COOK,C. 18 YD RUN (LEMMERMANN,K. KICK) 7-63, 03:12	0 10
2ND 06:30 TCU - WILLIAMS,S. 1 YD RUN (LEMMERMANN,K. KICK) 11-68, 05:03	0 17
2ND 00:07 TCU - WILLIAMS,S. 6 YD PASS FROM HOOVER,J. (LEMMERMANN,K. KICK) 9-76, 03:12	0 24
3RD 10:24 OSU - GORDON II,O. 2 YD RUN (PASS FAILED) 11-78, 04:27	6 24
3RD 05:26 TCU - COOK,C. 4 YD RUN (LEMMERMANN,K. KICK) 11-69, 04:53	6 31
4TH 13:52 OSU - STRIBLING,D. 8 YD PASS FROM BOWMAN,A. (WARD,L. KICK) 15-94, 06:30	13 31
4TH 13:02 TCU - BAILEY,J. 59 YD RUN (LEMMERMANN,K. KICK) 2-75, 00:50	13 38

TEAM STATISTICS		
CATEGORY	OSU	TCU
FIRST DOWNS	25	27
RUSHES - NET YARDS RUSHING	36-135	28-175
NET YARDS PASSING	233	293
Completions-Attempts-Int	25-37-2	28-37-0
TOTAL OFFENSE YARDS	368	468
Total offense plays	73	65
Average Gain Per Play	5.0	7.2
Fumbles: Number-Lost	2-1	0-0
Penalties: Number-Yards	6-48	5-43
PUNTS-YARDS	2-82	1-32
Average Yards Per Punt	41.0	32.0
Net Yards Per Punt	41.0	32.0
KICKOFF-YARDS	3-195	7-421
Punt returns: Number-Yards-TD	0-0-0	0-0-0
Kickoff returns: Number-Yds-TD	6-85-0	1-31-0
Interceptions: Number-Yds-TD	0-0-0	2-25-0
Fumble Returns: Number-Yds-TD	0-0-0	0-0-0
Possession Time	32:20	27:40
Third-Down Conversions	5-12	6-10
Fourth-Down Conversions	2-4	1-1
Red-Zone Scores-Chances	2-3	5-6
Touchdowns	2	4
Field goals	0	1
Sacks By: Number-Yards	1-8	2-32
Points off Turnover	0	14

RUSHING

OKLAHOMA STATE - Ollie Gordon II 25-121, Trent Howland 8-47, TEAM 1-Minus 1, Alan Bowman 1-Minus 9, Maealiuaki Smith 1-Minus 23.

TCU - Jordyn Bailey 1-59, Cam Cook 7-47, Trent Battle 4-26, Savion Williams 5-19, Trey Sanders 2-11, Jeremy Payne 2-7, Franklin Estrada II 3-5, Josh Hoover 3-1, Dominique Johnson 1-0.

PASSING

OKLAHOMA STATE - Alan Bowman 19-29-1, 141 yards; Maealiuaki Smith 6-8-1, 92 yards.

TCU - Josh Hoover 26-35-0, 286 yards; Savion Williams 1-1-0, 1 yard; Ken Seals 1-1-0, 6 yards.

RECEIVING


OKLAHOMA STATE - Brennan Presley 10-75, De'Zhaun Stribling 7-101, Trent Howland 2-5, Ollie Gordon II 2-3, Camron Heard 1-28, Sesi Vailahi 1-14, Cale Cabbiness 1-7, Jake Schultz 1-0.

TCU - JP Richardson 7-100, Savion Williams 7-52, Jack Bech 5-59, Eric McAlister 3-41, Jordyn Bailey 2-11, DJ Rogers 1-10, Cam Cook 1-9, Parker Clark 1-6, Jeremy Payne 1-5.

2024 GAME-BY-GAME RECAPS

GAME 11

Nov. 23, 2024 • Attendance: 42,977
Amon G. Carter Stadium • Fort Worth, Texas



ARIZONA (4-7, 2-6)

TCU (7-4, 5-3)

28

49

FORT WORTH – TCU’s seniors shined on Senior Day in a 49-28 win over Arizona in Amon G. Carter Stadium.

The Horned Frogs (7-4, 5-3) started fast with a Bud Clark interception on the game’s opening snap and never trailed in winning for the fourth time in their last five games.

Leading 14-13, TCU took a 21-13 lead and momentum into the locker room at the half when Savion Williams received a direct snap on a 4th-and-1 and raced 20 yards into the end zone for his second rushing touchdown of the game. The previous play saw a Josh Hoover to JP Richardson completion for 24 yards on a 3rd-and-25.

Williams ran for two scores while rushing for a career-high 80 yards. He added three receptions for 16 yards.

Richardson topped 100 yards receiving for the second straight game with 107 on six catches, including a 38-yard touchdown, while Jack Bech became just the fifth Horned Frog in history with a 1,000-yard season with his three catches for 25 yards. He’s at 1,007 on the year.

After Clark’s interception on the game’s first snap, the Horned Frogs drove 37 yards in five plays to take a 7-0 lead on a 4-yard scoring run by Trent Battle. It was a lead they would not relinquish.

TCU scored touchdowns on its first four possessions of the second half to break the game open.

SCORE BY QUARTERS	1	2	3	4	SCORE
ARIZONA	7	6	0	15	28
TCU	14	7	14	14	49

SCORING SUMMARY:

1ST 12:48	TCU - T.BATTLE 4 YD RUSH (K.LEMMERMANN KICK) 5-37, 02:06	0-7
1ST 02:10	TCU - S.WILLIAMS 1 YD RUSH (K.LEMMERMANN KICK) 5-61, 02:58	0-14
1ST 00:16	ARIZ - C.HUNTER 17 YD PASS FROM N.FIFITA (TLOOP KICK) 6-75, 01:54	7-14
2ND 08:08	ARIZ - T.LOOP 53 YD FG 12-46, 06:06	10-14
2ND 01:55	ARIZ - T.LOOP 43 YD FG 10-39, 05:05	13-14
2ND 00:13	TCU - S.WILLIAMS 20 YD RUSH (K.LEMMERMANN KICK) 12-75, 01:42	13-21
3RD 10:13	TCU - T.BATTLE 1 YD RUSH (K.LEMMERMANN KICK) 9-76, 04:47	13-28
3RD 07:51	TCU - RICHARDSON 38 YD PASS FROM HOOVER (LEMMERMANN) 2-34, 00:51	13-35
4TH 14:53	ARIZ - HUNTER 3 YD PASS FROM FIFITA (PATTERSON PASS - FIFITA) 15-75, 07:58	21-35
4TH 10:23	TCU - C.COOK 6 YD RUSH (K.LEMMERMANN KICK) 9-75, 04:30	21-42
4TH 05:25	TCU - J.PAYNE 30 YD RUSH (K.LEMMERMANN KICK) 5-68, 02:31	21-49
4TH 01:00	ARIZ - S.LANE II 70 YD FUMBLE RETURN (TLOOP KICK) 03:29	28-49

TEAM STATISTICS		
CATEGORY	UA	TCU
FIRST DOWNS	16	24
RUSHES - NET YARDS RUSHING	22-38	38-147
NET YARDS PASSING	287	303
Completions-Attempts-Int	30-47-1	21-29-1
TOTAL OFFENSE YARDS	325	450
Total offense plays	69	67
Average Gain Per Play	4.7	6.7
Fumbles: Number-Lost	0-0	1-1
Penalties: Number-Yards	6-55	2-5
PUNTS-YARDS	4-143	2-90
Average Yards Per Punt	35.8	45.0
Net Yards Per Punt	25.2	45.0
KICKOFF-YARDS	6-366	8-499
Punt returns: Number-Yards-TD	0-0-0	2-42-0
Kickoff returns: Number-Yds-TD	1-17-0	2-25-0
Interceptions: Number-Yds-TD	1-0-0	1-0-0
Fumble Returns: Number-Yds-TD	1-70-1	0-0-0
Possession Time	31:28	28:32
Third-Down Conversions	10-19	7-12
Fourth-Down Conversions	2-3	2-2
Red-Zone Scores-Chances	3-3	5-5
Touchdowns	2	5
Field goals	1	0
Sacks By: Number-Yards	3-27	2-20
Points off Turnover	7	7

RUSHING

ARIZONA - Quali Conley 13-42, Kedrick Reescano 3-11, TEAM 1-Minus 1, Noah Fifita 5-Minus 14.
TCU - Savion Williams 9-80, Trent Battle 6-28, Jeremy Payne 3-27, Cam Cook 6-20, Dominique Johnson 3-10, Ken Seals 2-2, Trey Sanders 2-0, TEAM 2-Minus 2, Josh Hoover 5-Minus 18.

PASSING

ARIZONA - Noah Fifita 29-44-1, 284 yards; Cole Tannenbaum 1-3-0, 3 yards.
TCU - Josh Hoover 19-26-1, 252 yards; Ken Seals 2-3-0, 51 yards.

RECEIVING

ARIZONA - Tetairoa McMillan 9-115, Chris Hunter 8-47, Jeremiah Patterson 6-28, Quali Conley 3-19, Sam Olson 2-58, Devin Hyatt 2-20.
TCU - JP Richardson 6-107, Eric McAlister 3-87, Jack Bech 3-25, Savion Williams 3-16, DJ Rogers 2-43, Trent Battle 2-13, Parker Clark 1-15, Carson Bruno 1-Minus 3.

GAME 12

Nov. 30, 2024 • Attendance:
Nippert Stadium • Cincinnati, Ohio



TCU (7-4, 5-3)

CINCINNATI (5-6, 3-5)



2024-25 TCU Football
Game Results
All games

Page 1/1
as of Nov 25, 2024

Team Results

	Date	Opponent		Score	Overall	Conf	Time	Attend
	08/30/2024	at Stanford	W	34-27	1-0	0-0	3:31	36026
	09/07/2024	LIU	W	45-0	2-0	0-0	3:05	44063
*	09/14/2024	UCF	L	34-35	2-1	0-1	3:35	48889
	09/21/2024	at SMU	L	42-66	2-2	0-1	3:51	33168
*	09/28/2024	at Kansas	W	38-27	3-2	1-1	3:25	47928
*	10/04/2024	Houston	L	19-30	3-3	1-2	3:11	44211
*	10/19/2024	at Utah	W	13-7	4-3	2-2	3:24	53299
*	10/26/2024	Texas Tech	W	35-34	5-3	3-2	3:37	42144
*	11/02/2024	at Baylor	L	34-37	5-4	3-3	3:42	44171
*	11/09/2024	Oklahoma St.	W	38-13	6-4	4-3	3:01	45348
*	11/23/2024	Arizona	W	49-28	7-4	5-3	3:22	42977



2024-25 TCU Football
Overall Team Statistics
All games

Page 1/2
as of Nov 25, 2024

Team Statistics

	TCU	OPP
Scoring	381	304
Points per game	34.6	27.6
Points Off Turnovers	31	58
First Downs	256	227
Rushing	85	109
Passing	154	99
Penalty	17	19
Rushing Yardage	1247	1759
Yards gained rushing	1463	2037
Yards lost rushing	216	278
Rushing attempts	335	423
Average per rush	3.7	4.2
Average per game	113.4	159.9
TDs Rushing	24	19
Passing Yardage	3599	2152
Comp-Att-Int	287-419-9	200-342-7
Average per pass	8.6	6.3
Average per catch	12.5	10.8
Average per game	327.2	195.6
TDs Passing	25	14
Total offense	4846	3911
Total plays	754	765
Average per play	6.4	5.1
Average per game	440.5	355.5
Kick returns: #-Yards	16-292	24-379
Punt returns: #-Yards	23-268	5-80
Int returns: #-Yards	7-45	9-136
Kick return average	18.3	15.8
Punt return average	11.7	16.0
Int return average	6.4	15.1
Fumbles-Lost	17-11	13-4
Penalties-Yards	63-612	60-516
Average per game	55.6	46.9
Punts-Yards	34-1412	50-2053
Average per punt	41.5	41.1
Net punt average	37.7	35.3
Kickoffs-Yards	73-4456	60-3744
Average per kick	61.0	62.4
Net kick average	39.1	39.7
Time of possession / game	28:22	31:38
3rd-down conversion	62/138	75/170
3rd-down pct	45%	44%
4rd-down conversion	14/18	11/22



2024-25 TCU Football
Overall Team Statistics
All games

Page 2/2
as of Nov 25, 2024

	TCU	OPP
4rd-down pct	78%	50%
Sacks by-Yards	22-187	14-109
Misc Yards	0	0
Touchdowns scored	50	37
Field goals - attempts	11-17	15-19
On-Side kicks	0-1	0-1
Red-zone scores	(43-47) 91%	(33-36) 92%
Red-zone touchdowns	(36-47) 77%	(24-36) 67%
PAT-attempts	(48-49) 98%	(31-33) 94%
2-point conversion-attempts	(0-1) 0%	(3-4) 75%
Attendance	267632	214592
Games / Avg per game	6/44605	5/42918
Neutral site games	-	0/0

Score by Periods

Team	1st	2nd	3rd	4th	OT	TOT
TCU	83	113	88	97	0	381
Opponents	62	87	72	83	0	304



2024-25 TCU Football Individual Statistics All games

Page 1/3
as of Nov 25, 2024

Rushing

Player	gp	att	gain	loss	net	avg	td	lg	avg/g
Cam Cook	11	113	465	31	434	3.8	9	19	39.5
Savion Williams	11	43	318	6	312	7.3	4	35	28.4
Jeremy Payne	11	41	199	7	192	4.7	3	32	17.5
Trent Battle	6	31	131	4	127	4.1	2	15	21.2
Jordyn Bailey	10	2	65	0	65	32.5	1	59	6.5
Dominique Johnson	11	18	67	4	63	3.5	1	20	5.7
Trey Sanders	9	13	49	3	46	3.5	0	12	5.1
JoJo Earle	4	3	30	0	30	10.0	0	16	7.5
Hauss Hejny	3	7	22	5	17	2.4	0	8	5.7
Ken Seals	5	4	12	0	12	3.0	0	7	2.4
Jack Bech	11	0	7	0	7	0.0	0	7	0.6
Franklin Estrada II	3	3	5	0	5	1.7	0	3	1.7
Chase Curtis	4	1	3	0	3	3.0	0	3	0.8
JP Richardson	11	1	3	0	3	3.0	0	3	0.3
Nate Palmer	1	1	0	5	-5	-5.0	0	0	-5.0
Josh Hoover	11	41	87	111	-24	-0.6	4	12	-2.2
Team	11	13	0	40	-40	-3.1	0	0	-3.6
Total	11	335	1463	216	1247	3.7	24	59	113.4
Opponents	11	423	2037	278	1759	4.2	19	71	159.9

Passing

Player	gp	effic	comp-att-int	pct	yds	td	lg	avg/g
Josh Hoover	11	154.9	275-404-9	68.1	3485	23	84	316.8
Ken Seals	5	182.1	9-11-0	81.8	92	1	36	18.4
Savion Williams	11	271.6	3-3-0	100.0	22	1	15	2.0
Team	11	0.0	0-1-0	0.0	0	0	0	0.0
Total	11	156.0	287-419-9	68.5	3599	25	84	327.2
Opponents	11	120.8	200-342-7	58.5	2152	14	71	195.6

Receiving

Player	gp	no.	yds	avg	td	lg	avg/g
Jack Bech	11	59	1007	17.1	9	52	91.5
Savion Williams	11	57	596	10.5	6	75	54.2
JP Richardson	11	50	630	12.6	1	38	57.3
Eric McAlister	11	28	639	22.8	4	84	58.1
Cam Cook	11	18	75	4.2	0	12	6.8
Drake Dabney	11	15	114	7.6	0	20	10.4
Jeremy Payne	11	11	91	8.3	0	21	8.3
DJ Rogers	10	9	125	13.9	1	40	12.5
Jordyn Bailey	10	9	52	5.8	2	18	5.2
Chase Curtis	4	7	77	11.0	1	33	19.3
JoJo Earle	4	7	37	5.3	1	15	9.3
Blake Nowell	11	5	84	16.8	0	46	7.6
Trent Battle	6	4	32	8.0	0	15	5.3
Parker Clark	2	2	21	10.5	0	15	10.5
Braylon James	8	2	6	3.0	0	3	0.8
Dominique Johnson	11	1	2	2.0	0	2	0.2
Carson Bruno	11	1	-3	-3.0	0	0	-0.3
Major Everhart	1	1	4	4.0	0	4	4.0
Hunter Krepp	2	1	10	10.0	0	10	5.0
Total	11	287	3599	12.5	25	84	327.2
Opponents	11	200	2152	10.8	14	71	195.6

Punt Returns

Player	no.	yds	avg	td	lg
JP Richardson	20	234	11.7	1	89
Jack Bech	2	34	17.0	0	18
Shad Banks Jr.	1	0	0.0	0	0
Total	23	268	11.7	1	89
Opponents	5	80	16.0	1	69

Interceptions

Player	no.	yds	avg	td	lg
Bud Clark	3	3	1.0	0	3
Tymon Mitchell	1	6	6.0	0	6
LaMareon James	1	0	0.0	0	0
Namdi Obiazor	1	14	14.0	0	14
Travis Jackson	1	22	22.0	0	22
Total	7	45	6.4	0	22
Opponents	9	136	15.1	1	60

Kick Returns

Player	no.	yds	avg	td	lg
Jordyn Bailey	10	211	21.1	0	31
Dominique Johnson	3	32	10.7	0	26
Major Everhart	2	28	14.0	0	19
Jeremy Payne	1	21	21.0	0	21
Total	16	292	18.3	0	31
Opponents	24	379	15.8	0	39

Fumbles Recovered

Player	no.	yds	avg	td	lg
Caleb Fox	1	0	0.0	0	0
Kaleb Elarms-Orr	1	0	0.0	0	0
Jonathan Bax	1	0	0.0	0	0
Markis Deal	1	0	0.0	0	0
Total	4	0	0.0	0	0
Opponents	11	89	8.1	2	70



2024-25 TCU Football Individual Statistics All games

Page 2/3
as of Nov 25, 2024

Scoring

Player	td	fg	PAT						
			kick	rush	rcv	pass	dxp	saf	pts
Kyle Lemmermann	-	11-17	48-49	-	-	-	-	-	81
Savion Williams	10	-	-	-	-	-	-	-	60
Jack Bech	9	-	-	-	-	-	-	-	54
Cam Cook	9	-	-	-	-	-	-	-	54
Eric McAlister	4	-	-	-	-	-	-	-	24
Josh Hoover	4	-	-	-	-	-	-	-	24
Jordyn Bailey	3	-	-	-	-	-	-	-	18
Jeremy Payne	3	-	-	-	-	-	-	-	18
JP Richardson	2	-	-	-	-	-	-	-	12
Trent Battle	2	-	-	-	-	-	-	-	12
Dominique Johnson	1	-	-	-	-	-	-	-	6
Chase Curtis	1	-	-	-	-	-	-	-	6
DJ Rogers	1	-	-	-	-	-	-	-	6
Jojo Earle	1	-	-	-	-	-	-	-	6
Total	50	11-17	48-49	0	0	0	0	0	381
Opponents	37	15-19	31-33	0	3	3	0	0	304

Field Goals

Player	fg	pct.	01-19	20-29	30-39	40-49	50-99	lg	blk
Kyle Lemmermann	11-17	64.7	0-0	5-6	2-3	4-7	0-1	48	1
Opponents	15-19	78.9	0-0	4-5	4-4	5-6	2-4	53	2

FG Sequence

Team Name	TCU	Opponents
Kansas	42,(29)	(24),(41)
Stanford	(22),(42),39	(35),(45)
LIU	(48),44	
UCF	(31),(24),58	47,27
Baylor	(46),(47)	(33)
Oklahoma St.	(32),44	
Utah	23,(23),(28)	
SMU		(51),(49),(45),53
Arizona		(53),(43)
Texas Tech		(38),50,(24)
Houston		(34),(28),(27)

Numbers in (parentheses) indicate field goal was made

Total Offense

Player	g	plays	rush	pass	total	avg/g
Josh Hoover	11	445	-24	3485	3461	314.6
Cam Cook	11	113	434	0	434	39.5
Savion Williams	11	46	312	22	334	30.4
Jeremy Payne	11	41	192	0	192	17.5
Trent Battle	6	31	127	0	127	21.2
Ken Seals	5	15	12	92	104	20.8
Jordyn Bailey	10	2	65	0	65	6.5
Dominique Johnson	11	18	63	0	63	5.7
Trey Sanders	9	13	46	0	46	5.1
Jojo Earle	4	3	30	0	30	7.5
Hausse Hejny	3	7	17	0	17	5.7
Jack Bech	11	0	7	0	7	0.6
Franklin Estrada II	3	3	5	0	5	1.7
Chase Curtis	4	1	3	0	3	0.8
JP Richardson	11	1	3	0	3	0.3
Nate Palmer	1	1	-5	0	-5	-5.0
Team	11	0	-40	0	-40	-3.6
Total	11	754	1247	3599	4846	440.5
Opponents	11	765	1759	2152	3911	355.5

Punting

Player	no.	yds	avg	lg	tb	fc	i20	50+	blk
Ethan Crow	34	1412	41.5	59	3	19	13	6	0
Total	34	1412	41.5	59	3	19	13	6	0
Opponents	50	2053	41.1	62	1	18	12	8	1

Kickoffs

Player	no.	yds	avg	tb	ob	retn	net	ydIn
Kyle Lemmermann	65	4018	61.8	29	3			
Nate McCashland	8	438	54.8	3	0			
Total	73	4456	61.0	32	3	24	39.1	25
Opponents	60	3744	62.4	34	2	16	39.7	25



2024-25 TCU Football
Individual Statistics
All games

Page 3/3
as of Nov 25, 2024

All Purpose

Player	g	rush	rcv	pr	kr	ir	total	avg/g
Jack Bech	11	7	1007	34	0	0	1048	95.3
Savion Williams	11	312	596	0	0	0	908	82.5
JP Richardson	11	3	630	234	0	0	867	78.8
Eric McAlister	11	0	639	0	0	0	639	58.1
Cam Cook	11	434	75	0	0	0	509	46.3
Jordyn Bailey	10	65	52	0	211	0	328	32.8
Jeremy Payne	11	192	91	0	21	0	304	27.6
Trent Battle	6	127	32	0	0	0	159	26.5
DJ Rogers	10	0	125	0	0	0	125	12.5
Drake Dabney	11	0	114	0	0	0	114	10.4
Dominique Johnson	11	63	2	0	32	0	97	8.8
Blake Nowell	11	0	84	0	0	0	84	7.6
Chase Curtis	4	3	77	0	0	0	80	20.0
JoJo Earle	4	30	37	0	0	0	67	16.8
Trey Sanders	9	46	0	0	0	0	46	5.1
Major Everhart	1	0	4	0	28	0	32	32.0
Travis Jackson	11	0	0	0	0	22	22	2.0
Parker Clark	2	0	21	0	0	0	21	10.5
Hauss Hejny	3	17	0	0	0	0	17	5.7
Namdi Obiazor	11	0	0	0	0	14	14	1.3
Ken Seals	5	12	0	0	0	0	12	2.4
Hunter Krepp	2	0	10	0	0	0	10	5.0
Tymon Mitchell	11	0	0	0	0	6	6	0.5
Braylon James	8	0	6	0	0	0	6	0.8
Franklin Estrada II	3	5	0	0	0	0	5	1.7
Bud Clark	10	0	0	0	0	3	3	0.3
Carson Bruno	11	0	-3	0	0	0	-3	-0.3
Nate Palmer	1	-5	0	0	0	0	-5	-5.0
Josh Hoover	11	-24	0	0	0	0	-24	-2.2
Team	11	-40	0	0	0	0	-40	-3.6
Total	11	1247	3599	268	292	45	5451	495.5
Opponents	11	1759	2152	80	379	136	4506	409.6



2024-25 TCU Football
Overall Defense Statistics
All games

Page 1/1
as of Nov 25, 2024

Team Defense

			Tackles				Sacks	Pass defense			Fumbles		blkd	
##	Player	gp	ua	a	tot	tfl/yds	no-yds	int-yds	brup	qbh	fr-yds	ff	kick	saf
57	Johnny Hodges	11	42	36	78	4.5-15	1-9	.	.	1
4	Namdi Obiazor	11	37	34	71	6.5-16	2.5-12	1-14	.	2	.	1	.	.
2	Jamel Johnson	11	39	24	63	1-1	.	.	3	.	.	1	.	.
21	Bud Clark	10	37	19	56	.	.	3-3	2	.	.	.	1	.
1	Abe Camara	11	26	22	48	5-17	.	.	5	1	.	1	.	.
3	Kaleb Elarms-Orr	11	21	19	40	2-13	1-10	.	.	1	1-0	.	.	.
13	JaTravis Broughton	11	23	12	35	.	.	.	5
11	Devean Deal	11	24	11	35	7.5-37	4.5-24	.	1	3
54	Nana Osafo-Mensah	11	20	12	32	6.5-42	3-29	.	1	5
7	Channing Canada	11	25	3	28	1-1	.	.	2
6	LaMareon James	11	23	4	27	.	.	1-0	9	.	.	.	1	.
44	Cooper McDonald	7	11	13	24	4-30	3-27	.	1	2	.	1	.	.
42	Zachary Chapman	11	11	10	21	3-18	3-18	.	.	1
29	Cam Smith	6	13	5	18	1-2
96	Travis Jackson	11	13	3	16	1.5-27	1.5-27	1-22	.	2
33	Max Carroll	11	9	6	15	.	.	.	2
90	Caleb Fox	11	5	7	12	0.5-1	.	.	1	.	1-0	1	1	.
95	Markis Deal	9	5	7	12	2.5-5	.	.	1	1	1-0	.	.	.
14	Austin Jordan	11	7	5	12	1.5-2	.	.	.	1
25	Jaise Oliver	11	7	4	11
23	Richard Toney Jr.	8	4	5	9	.	.	.	1
93	Hakeem Ajijolaiya	10	5	4	9	0.5-1	1	.	.
20	Jevon Mclver Jr.	8	7	1	8	.	.	.	4
9	Marcel Brooks	10	3	2	5	2.5-31	2.5-31	.	.	1
75	Connor Lingren	7	3	1	4
19	Jonathan Bax	10	3	1	4	1-0	1	.	.
37	Hudson Hooper	9	1	3	4
91	Tymon Mitchell	11	3	1	4	.	.	1-6	.	1
12	Terrence Cooks Jr.	7	2	1	3
62	Carson Bruno	11	1	1	2
18	Jack Bech	11	1	1	2
18	Kaden McFadden	11	2	.	2
7	JP Richardson	11	.	1	1
6	Shad Banks Jr.	4	.	1	1	1	.
88	Eric McAlister	11	1	.	1
2	Trey Sanders	9	1	.	1
9	Drake Dabney	11	.	1	1
87	Blake Nowell	11	1	.	1
	Totals	11	436	280	716	51-259	22-187	7-45	38	22	4-0	7	4	0
	Opponents	11	406	286	692	51-203	14-109	9-136	31	21	11-89	11	1	0



2024-25 TCU Football Games Played All games

Page 1/3
as of Nov 25, 2024

##	Player	GP-GS	Stan	LIU	UCF	SMU	KU	UH	Utah	TTU	Baylor	OSU	UA
0	DJ Rogers	10/0	XXX	XXX	XXX	XXX	XXX	XXX	...	XXX	XXX	XXX	XXX
1	Abe Camara	11/11	START	START	START	START	START	START	START	START	START	START	START
1	Hauss Hejny	3/0	XXX	XXX	...	XXX
2	Trey Sanders	9/0	XXX	XXX	...	XXX	...	XXX	XXX	XXX	XXX	XXX	XXX
2	Jamel Johnson	11/11	START	START	START	START	START	START	START	START	START	START	START
3	Savion Williams	11/11	START	START	START	START	START	START	START	START	START	START	START
3	Kaleb Elarms-Orr	11/0	XXX	XXX	XXX	XXX	XXX	XXX	XXX	XXX	XXX	XXX	XXX
4	Namdi Obiazor	11/11	START	START	START	START	START	START	START	START	START	START	START
4	Cam Cook	11/6	START	START	START	START	START	XXX	START	XXX	XXX	XXX	XXX
6	Dylan Wright	2/0	XXX	XXX
6	LaMareon James	11/11	START	START	START	START	START	START	START	START	START	START	START
6	Shad Banks Jr.	4/0	XXX	XXX	...	XXX	XXX	...
7	JP Richardson	11/10	START	START	XXX	START	START	START	START	START	START	START	START
7	Channing Canada	11/3	XXX	XXX	XXX	XXX	XXX	XXX	XXX	XXX	START	START	START
9	Marcel Brooks	10/0	XXX	XXX	XXX	XXX	XXX	XXX	XXX	XXX	XXX	XXX	...
9	Drake Dabney	11/11	START	START	START	START	START	START	START	START	START	START	START
10	Josh Hoover	11/11	START	START	START	START	START	START	START	START	START	START	START
11	Devean Deal	11/6	START	XXX	XXX	XXX	XXX	XXX	START	START	START	START	START
11	JoJo Earle	4/0	...	XXX	XXX	XXX	XXX
12	Terrence Cooks Jr.	7/0	...	XXX	XXX	XXX	XXX	XXX	XXX	XXX
12	Lafayette Kaiuway	3/0	...	XXX	XXX	XXX
13	JaTravis Broughton	11/8	START	START	START	START	START	START	START	START	XXX	XXX	XXX
13	Major Everhart	1/0	XXX
14	Austin Jordan	11/0	XXX	XXX	XXX	XXX	XXX	XXX	XXX	XXX	XXX	XXX	XXX
14	Jordyn Bailey	10/0	XXX	XXX	...	XXX	XXX	XXX	XXX	XXX	XXX	XXX	XXX
15	Devyn Hidrogo	6/0	XXX	XXX	XXX	XXX	XXX	XXX
15	Nate Palmer	1/0	...	XXX
16	Braylon James	8/0	XXX	XXX	...	XXX	XXX	XXX	XXX	XXX	XXX
17	Trent Battle	6/3	XXX	XXX	START	START	XXX	START
17	Devondre McGee	5/0	...	XXX	XXX	XXX	XXX	XXX
18	Jack Bech	11/11	START	START	START	START	START	START	START	START	START	START	START
18	Kaden McFadden	11/0	XXX	XXX	XXX	XXX	XXX	XXX	XXX	XXX	XXX	XXX	XXX
19	Ken Seals	5/0	...	XXX	XXX	XXX	XXX	XXX
19	Jonathan Bax	10/0	XXX	XXX	XXX	XXX	XXX	XXX	XXX	...	XXX	XXX	XXX
20	Dominique Johnson	11/0	XXX	XXX	XXX	XXX	XXX	XXX	XXX	XXX	XXX	XXX	XXX
20	Jevon McIver Jr.	8/0	XXX	XXX	XXX	XXX	XXX	XXX	XXX	XXX
21	Bud Clark	10/10	START	...	START	START	START	START	START	START	START	START	START
21	Steel Tobin	0/0
22	Jordan Lester	4/0	...	XXX	XXX	XXX	XXX
22	Fletcher Fierro	0/0
23	Richard Toney Jr.	8/1	XXX	START	XXX	XXX	XXX	XXX	XXX	XXX	...
23	Derrick Carroll	0/0
24	Avery Helm	0/0
25	Jaise Oliver	11/0	XXX	XXX	XXX	XXX	XXX	XXX	XXX	XXX	XXX	XXX	XXX
26	Vernon Glover	0/0
26	Jeremy Payne	11/1	XXX	XXX	XXX	XXX	XXX	START	XXX	XXX	XXX	XXX	XXX
27	Cole Confessore	0/0
27	Hayden Parga	0/0
28	Julian Knox	3/0	XXX	XXX	...	XXX
29	Cam Smith	6/0	XXX	XXX	XXX	XXX	XXX	XXX
29	Jacob Porter	1/0	XXX
30	Kylan Salter	5/0	...	XXX	XXX	XXX	XXX	XXX
31	Jake Milliman	0/0
31	Ethan Craw	11/0	XXX	XXX	XXX	XXX	XXX	XXX	XXX	XXX	XXX	XXX	XXX
32	Brant Ahlfinger	0/0
33	Max Carroll	11/0	XXX	XXX	XXX	XXX	XXX	XXX	XXX	XXX	XXX	XXX	XXX
34	Judson Crockett	0/0
34	Kyle Lemmermann	11/0	XXX	XXX	XXX	XXX	XXX	XXX	XXX	XXX	XXX	XXX	XXX
35	Colton Dobson	0/0
35	Tristan Johnson	0/0



2024-25 TCU Football
Games Played
All games

Page 2/3
as of Nov 25, 2024

##	Player	GP-GS	Stan	LIU	UCF	SMU	KU	UH	Utah	TTU	Baylor	OSU	UA
36	Joe Laterza	2/0	...	XXX	XXX
36	Sebastian Peterson	0/0
37	Hudson Hooper	9/0	...	XXX	XXX	...	XXX	XXX	XXX	XXX	XXX	XXX	XXX
40	Franklin Estrada II	3/0	...	XXX	XXX	XXX
40	Keviyen Huddleston	2/0	XXX	XXX
41	TJ Willson	2/0	XXX	XXX
41	Hunter Krepp	2/0	...	XXX	XXX
42	Brent Maticcik	11/0	XXX	XXX	XXX	XXX	XXX	XXX	XXX	XXX	XXX	XXX	XXX
42	Zachary Chapman	11/0	XXX	XXX	XXX	XXX	XXX	XXX	XXX	XXX	XXX	XXX	XXX
43	Blake Baldwin	2/0	XXX	XXX
43	Ty Witte	0/0
44	Cooper McDonald	7/5	XXX	START	START	START	START	START	XXX
46	Rhett Steppe	0/0
47	Jake Boozer	0/0
47	Jax Porter	1/0	XXX
48	Joe Pitchford	0/0
49	Cade Keith	0/0
51	Luke Lingard	8/0	XXX	XXX	XXX	...	XXX	XXX	...	XXX	...	XXX	XXX
51	Coltin Deery	11/11	START	START	START	START	START	START	START	START	START	START	START
52	James Brockermeyer	11/11	START	START	START	START	START	START	START	START	START	START	START
53	Tobias Steppes	0/0
54	Nana Osafo-Mensah	11/11	START	START	START	START	START	START	START	START	START	START	START
54	Quinton Harris	11/0	XXX	XXX	XXX	XXX	XXX	XXX	XXX	XXX	XXX	XXX	XXX
55	Remington Strickland	11/0	XXX	XXX	XXX	XXX	XXX	XXX	XXX	XXX	XXX	XXX	XXX
55	Blake Jones	0/0
56	Ben Taylor-Whitfield	11/7	XXX	XXX	XXX	XXX	START	START	START	START	START	START	START
57	Johnny Hodges	11/11	START	START	START	START	START	START	START	START	START	START	START
57	Samir Camacho	0/0
58	Bless Harris	11/11	START	START	START	START	START	START	START	START	START	START	START
59	Lucas Vargas-Diaz	0/0
60	Cade Bennett	0/0
61	Riley Self	1/0	XXX
62	Carson Bruno	11/11	START	START	START	START	START	START	START	START	START	START	START
64	Jackson McNeff	0/0
65	Mike Stoker	0/0
66	Wesley Harvey	0/0
67	Hudson White	1/0	XXX
69	Gannon Gaubert	1/0	XXX
70	Ryan Hughes	2/0	XXX	XXX
71	Mike Nichols	11/4	START	START	START	START	XXX	XXX	XXX	XXX	XXX	XXX	XXX
75	Connor Lingren	7/0	...	XXX	XXX	XXX	XXX	XXX	XXX	XXX
76	Mitch Hodnett	0/0
77	Robby Rochester	3/0	...	XXX	XXX	XXX
78	Cooper Powers	11/0	XXX	XXX	XXX	XXX	XXX	XXX	XXX	XXX	XXX	XXX	XXX
80	Sutton Lee	0/0
81	Chase Curtis	4/1	XXX	XXX	START	XXX
82	Dozie Ezukanma	2/0	...	XXX	XXX
83	Keagan Cunningham	0/0
84	Gekyle Baker	0/0
85	Parker Clark	2/0	XXX	XXX
86	Cade Snodgrass	0/0
87	Blake Nowell	11/0	XXX	XXX	XXX	XXX	XXX	XXX	XXX	XXX	XXX	XXX	XXX
88	Eric McAlister	11/1	XXX	XXX	XXX	XXX	XXX	XXX	XXX	XXX	XXX	START	XXX
89	Austin Scheets	0/0
90	Caleb Fox	11/11	START	START	START	START	START	START	START	START	START	START	START
91	Tymon Mitchell	11/5	START	START	START	START	XXX	XXX	XXX	XXX	XXX	START	XXX
92	Luke Dodds	0/0
93	Hakeem Aijolaiya	10/1	XXX	XXX	XXX	XXX	XXX	XXX	XXX	XXX	START	...	XXX
94	Micheal Ibukun-Okeyode	0/0
95	Markis Deal	9/5	XXX	XXX	XXX	XXX	START	START	START	START	START



2024-25 TCU Football
Games Played
All games

Page 3/3
as of Nov 25, 2024

##	Player	GP-GS	Stan	LIU	UCF	SMU	KU	UH	Utah	TTU	Baylor	OSU	UA
95	Caleb Sempebwa	0/0
96	Travis Jackson	11/0	XXX	XXX	XXX	XXX	XXX	XXX	XXX	XXX	XXX	XXX	XXX
96	Cal Keeler	0/0
97	Easton Black	11/0	XXX	XXX	XXX	XXX	XXX	XXX	XXX	XXX	XXX	XXX	XXX
97	Paul Oyewale	0/0
98	Sterlin Brooks	1/0	XXX
98	Jax Thompson	0/0
99	Nate McCashland	6/0	...	XXX	...	XXX	XXX	XXX	XXX	XXX
99	Avion Carter	3/0	XXX	...	XXX	...	XXX



2024-25 TCU Football
Team Game-by-Game
All games

Page 1/1
as of Nov 25, 2024

Date	Opponent	Rushing				Receiving				Passing				Kick Returns				Punt Returns				tot		
		no.	yds	td	lg	no.	yds	td	lg	cmp	att	int	yds	td	lg	no.	yds	td	lg	no.	yds	td	lg	off
08/30/2024	at Stanford	34	104	2	12	28	353	2	46	28	42	0	353	2	46	3	54	0	26	2	17	0	10	457
09/07/2024	LIU	37	127	4	20	24	298	2	46	24	30	0	298	2	46	1	21	0	21	5	52	0	18	425
09/14/2024	UCF	17	58	0	10	35	402	4	50	35	53	0	402	4	50	0	0	0	0	3	33	0	15	460
09/21/2024	at SMU	32	65	2	8	31	415	4	46	31	46	2	415	4	46	4	64	0	26	0	0	0	0	480
09/28/2024	at Kansas	35	151	1	32	28	356	3	59	28	37	2	356	3	59	1	14	0	14	3	111	1	89	507
10/04/2024	Houston	22	66	1	19	23	233	2	29	23	37	2	233	2	29	3	61	0	24	1	0	0	0	299
10/19/2024	at Utah	33	132	1	25	22	263	0	34	22	41	0	263	0	34	0	0	0	0	3	2	0	3	395
10/26/2024	Texas Tech	27	117	2	35	21	344	3	84	21	32	2	344	3	84	1	22	0	22	2	6	0	6	461
11/02/2024	at Baylor	32	105	1	22	26	339	3	40	26	35	0	339	3	40	0	0	0	0	2	5	0	5	444
11/09/2024	Oklahoma St.	28	175	4	59	28	293	1	34	28	37	0	293	1	34	1	31	0	31	0	0	0	0	468
11/23/2024	Arizona	38	147	6	30	21	303	1	40	21	29	1	303	1	40	2	25	0	25	2	42	0	33	450
TCU		335	1247	24	59	287	3599	25	84	287	419	9	3599	25	84	16	292	0	31	23	268	1	89	4846
Opponents		423	1759	19	71	200	2152	14	71	200	342	7	2152	14	71	24	379	0	39	5	80	1	69	3911

TCU Averages

Games	Avg/ rush	Avg/ catch	Pass effic	KR avg	PR avg	All purpose avg/game	Total offense avg/game
11	3.7	12.5	156.0	18.3	11.7	495.5	440.5

Date	Opponent	Tackles				Sacks no-yds	Fumble		Pass Defense			blkd kick	PAT attempts			off		
		ua	a	total	tfl-yds		ff	fr-yds	int-yds	qbh	brup		kick	rush	rcv	saf	t/o	pts
08/30/2024	at Stanford	36	28	64	9.0-54	4-33	1	0-0	1-6	5	6	0	4-4	0	0	0	3	34
09/07/2024	LIU	24	34	58	6.0-25	2-17	0	0-0	1-14	1	5	0	6-6	0	0	0	0	45
09/14/2024	UCF	36	52	88	3.0-7	0-0	0	0-0	0-0	3	1	3	4-4	0	0	0	0	34
09/21/2024	at SMU	34	34	68	1.0-5	0-0	1	1-0	0-0	1	3	0	6-6	0	0	0	7	42
09/28/2024	at Kansas	42	8	50	1.0-12	1-12	0	0-0	1-0	5	5	0	5-5	0	0	0	0	38
10/04/2024	Houston	44	24	68	8.0-21	3-14	3	0-0	0-0	1	2	0	1-2	0	0	0	0	19
10/19/2024	at Utah	33	22	55	8.0-49	4-37	0	0-0	1-0	0	3	1	1-1	0	0	0	0	13
10/26/2024	Texas Tech	53	28	81	2.0-7	2-7	1	2-0	0-0	2	2	0	5-5	0	0	0	0	35
11/02/2024	at Baylor	49	4	53	3.0-16	2-15	0	0-0	0-0	1	4	0	4-4	0	0	0	0	34
11/09/2024	Oklahoma St.	47	22	69	5.0-39	2-32	1	1-0	2-25	1	2	0	5-5	0	0	0	14	38
11/23/2024	Arizona	38	24	62	5.0-24	2-20	0	0-0	1-0	2	5	0	7-7	0	0	0	7	49
TCU		436	280	716	51.0-259	22-187	7	4-0	7-45	22	38	4	48-49	0	0	0	31	381
Opponents		406	286	692	51.0-203	14-109	11	11-89	9-136	21	31	1	31-33	0	3	0	58	304

Date	Opponent	Punting										Field Goals			Kickoffs			
		no.	yds	avg	long	blkd	tb	fc	50+	i20	md-att	long	blkd	no.	yds	avg	tb	ob
08/30/2024	at Stanford	2	75	37.5	39	0	0	2	0	1	2-3	42	0	7	455	65.0	3	0
09/07/2024	LIU	3	136	45.3	49	0	0	3	0	2	1-2	48	0	8	517	64.6	5	0
09/14/2024	UCF	3	149	49.7	50	0	1	1	2	1	2-3	31	0	7	455	65.0	2	0
09/21/2024	at SMU	2	88	44.0	47	0	0	1	0	0	0-0	0	0	8	421	52.6	4	0
09/28/2024	at Kansas	2	57	28.5	31	0	0	2	0	1	1-2	29	0	7	357	51.0	1	1
10/04/2024	Houston	3	132	44.0	56	0	1	1	1	0	0-0	0	0	4	260	65.0	4	0
10/19/2024	at Utah	8	339	42.4	52	0	1	3	1	5	2-3	28	1	4	258	64.5	3	0
10/26/2024	Texas Tech	4	138	34.5	44	0	0	3	0	0	0-0	0	0	6	367	61.2	0	1
11/02/2024	at Baylor	4	176	44.0	59	0	0	1	2	1	2-2	47	0	7	446	63.7	4	1
11/09/2024	Oklahoma St.	1	32	32.0	32	0	0	1	0	1	1-2	32	0	7	421	60.1	1	0
11/23/2024	Arizona	2	90	45.0	48	0	0	1	0	1	0-0	0	0	8	499	62.4	5	0
TCU		34	1412	41.5	59	0	3	19	6	13	11-17	48	1	73	4456	61.0	32	3
Opponents		50	2053	41.1	62	1	1	18	8	12	15-19	53	2	60	3744	62.4	34	2



2024-25 TCU Football
Opponents Game-by-Game
All games

Page 1/1
as of Nov 25, 2024

Date	Opponent	Rushing				Receiving				Passing				Kick Returns				Punt Returns				tot		
		no.	yds	td	lg	no.	yds	td	lg	cmp	att	int	yds	td	lg	no.	yds	td	lg	no.	yds	td	lg	off
08/30/2024	at Stanford	37	121	1	31	18	165	2	29	18	36	1	165	2	29	1	11	0	11	0	0	0	0	286
09/07/2024	LIU	34	59	0	16	9	68	0	28	9	22	1	68	0	28	0	0	0	0	0	0	0	0	127
09/14/2024	UCF	54	289	2	27	13	230	3	45	13	22	0	230	3	45	1	13	0	13	1	-3	0	0	519
09/21/2024	at SMU	42	238	3	29	14	137	2	51	14	19	0	137	2	51	3	51	0	39	1	69	1	69	375
09/28/2024	at Kansas	34	167	2	16	15	179	1	33	15	34	1	179	1	33	5	64	0	29	0	0	0	0	346
10/04/2024	Houston	44	207	2	71	17	154	1	23	17	20	0	154	1	23	0	0	0	0	0	0	0	0	361
10/19/2024	at Utah	26	68	0	20	17	199	1	71	17	33	1	199	1	71	1	20	0	20	1	-7	0	0	267
10/26/2024	Texas Tech	50	180	3	13	23	258	1	44	23	38	0	258	1	44	5	99	0	24	0	0	0	0	438
11/02/2024	at Baylor	44	257	5	40	19	242	0	40	19	34	0	242	0	40	1	19	0	19	2	21	0	14	499
11/09/2024	Oklahoma St.	36	135	1	15	25	233	1	31	25	37	2	233	1	31	6	85	0	22	0	0	0	0	368
11/23/2024	Arizona	22	38	0	17	30	287	2	51	30	47	1	287	2	51	1	17	0	17	0	0	0	0	325
Opponents		423	1759	19	71	200	2152	14	71	200	342	7	2152	14	71	24	379	0	39	5	80	1	69	3911
TCU		335	1247	24	59	287	3599	25	84	287	419	9	3599	25	84	16	292	0	31	23	268	1	89	4846

Opponents Averages

Games	Avg/ rush	Avg/ catch	Pass effic	KR avg	PR avg	All purpose avg/game	Total offense avg/game
11	4.2	10.8	120.8	15.8	16.0	409.6	355.5

Date	Opponent	Tackles				Sacks no-yds	Fumble		Pass Defense			blkd kick	PAT attempts			off		
		ua	a	total	tfl-yds		ff	fr-yds	int-yds	qbh	brup		kick	rush	rcv	saf	t/o	pts
08/30/2024	at Stanford	41	28	69	4.0-16	1-11	2	2-10	0-0	2	2	0	3-3	0	0	0	7	27
09/07/2024	LIU	39	32	71	5.0-27	0-0	0	0-0	0-0	0	1	0	0-0	0	0	0	0	0
09/14/2024	UCF	32	26	58	1.0-6	0-0	0	0-0	0-0	4	4	0	3-4	0	1	0	0	35
09/21/2024	at SMU	33	50	83	5.0-19	1-12	3	3-9	2-97	2	3	0	7-7	0	1	0	17	66
09/28/2024	at Kansas	50	12	62	3.0-11	1-8	1	1-0	2-32	0	2	0	3-3	0	0	0	10	27
10/04/2024	Houston	32	20	52	5.0-23	3-18	2	2-0	2-7	3	3	0	3-3	0	0	0	10	30
10/19/2024	at Utah	33	30	63	6.0-13	0-0	0	1-0	0-0	0	6	1	1-1	0	0	0	0	7
10/26/2024	Texas Tech	26	32	58	7.0-24	3-17	1	1-0	2-0	1	3	0	4-4	0	0	0	7	34
11/02/2024	at Baylor	36	22	58	3.0-11	1-8	1	0-0	0-0	5	1	0	4-5	0	0	0	0	37
11/09/2024	Oklahoma St.	47	10	57	4.0-14	1-8	0	0-0	0-0	3	4	0	1-1	0	0	0	0	13
11/23/2024	Arizona	37	24	61	8.0-39	3-27	1	1-70	1-0	1	2	0	2-2	0	1	0	7	28
Opponents		406	286	692	51.0-203	14-109	11	11-89	9-136	21	31	1	31-33	0	3	0	58	304
TCU		436	280	716	51.0-259	22-187	7	4-0	7-45	22	38	4	48-49	0	0	0	31	381

Date	Opponent	Punting										Field Goals			Kickoffs			
		no.	yds	avg	long	blkd	tb	fc	50+	i20	md-att	long	blkd	no.	yds	avg	tb	ob
08/30/2024	at Stanford	3	127	42.3	50	0	0	1	1	0	2-2	45	0	5	321	64.2	2	0
09/07/2024	LIU	10	364	36.4	44	0	0	3	0	2	0-0	0	0	1	65	65.0	0	0
09/14/2024	UCF	3	152	50.7	51	0	0	0	3	1	0-2	0	2	6	390	65.0	6	0
09/21/2024	at SMU	0	0	0.0	0	0	0	0	0	0	3-4	51	0	11	665	60.5	3	2
09/28/2024	at Kansas	5	235	47.0	50	0	0	0	1	1	2-2	41	0	6	387	64.5	4	0
10/04/2024	Houston	3	124	41.3	47	0	0	2	0	0	3-3	34	0	7	429	61.3	2	0
10/19/2024	at Utah	11	422	38.4	48	1	0	6	0	2	0-0	0	0	2	125	62.5	1	0
10/26/2024	Texas Tech	5	212	42.4	52	0	1	2	1	4	2-3	38	0	7	411	58.7	4	0
11/02/2024	at Baylor	4	192	48.0	62	0	0	1	2	2	1-1	33	0	6	390	65.0	6	0
11/09/2024	Oklahoma St.	2	82	41.0	48	0	0	1	0	0	0-0	0	0	3	195	65.0	2	0
11/23/2024	Arizona	4	143	35.8	42	0	0	2	0	0	2-2	53	0	6	366	61.0	4	0
Opponents		50	2053	41.1	62	1	1	18	8	12	15-19	53	2	60	3744	62.4	34	2
TCU		34	1412	41.5	59	0	3	19	6	13	11-17	48	1	73	4456	61.0	32	3



2024-25 TCU Football
Team Game-by-Game Comparison
All games

Page 1/1
as of Nov 25, 2024

Opponent	Score	Total	First Downs			Rushing Number-Yards	Passing		Total Offense Plays-Yards	Return Yards	Turn- Overs
			Rush	Pass	Pen		Comp-Att-Int	Yards			
Stanford	34-27	24 / 17	10 / 7	13 / 6	1 / 4	34-104 / 37-121	28-42-0 / 18-36-1	353 / 165	76-457 / 73-286	77 / 21	2 / 1
LIU	45-0	22 / 9	8 / 2	13 / 5	1 / 2	37-127 / 34-59	24-30-0 / 9-22-1	298 / 68	67-425 / 56-127	87 / 0	0 / 1
UCF	34-35	26 / 30	3 / 17	21 / 11	2 / 2	17-58 / 54-289	35-53-0 / 13-22-0	402 / 230	70-460 / 76-519	33 / 10	0 / 0
SMU	42-66	24 / 23	2 / 15	19 / 5	3 / 3	32-65 / 42-238	31-46-2 / 14-19-0	415 / 137	78-480 / 61-375	64 / 226	5 / 1
Kansas	38-27	26 / 20	11 / 11	15 / 6	0 / 3	35-151 / 34-167	28-37-2 / 15-34-1	356 / 179	72-507 / 68-346	125 / 96	3 / 1
Houston	19-30	20 / 19	5 / 10	12 / 8	3 / 1	22-66 / 44-207	23-37-2 / 17-20-0	233 / 154	59-299 / 64-361	61 / 7	4 / 0
Utah	13-7	20 / 12	7 / 4	13 / 7	0 / 1	33-132 / 26-68	22-41-0 / 17-33-1	263 / 199	74-395 / 59-267	2 / 13	1 / 1
Texas Tech	35-34	18 / 25	9 / 14	8 / 11	1 / 0	27-117 / 50-180	21-32-2 / 23-38-0	344 / 258	59-461 / 88-438	28 / 99	3 / 2
Baylor	34-37	25 / 31	7 / 15	15 / 14	3 / 2	32-105 / 44-257	26-35-0 / 19-34-0	339 / 242	67-444 / 78-499	5 / 40	0 / 0
Oklahoma St.	38-13	27 / 25	12 / 10	14 / 14	1 / 1	28-175 / 36-135	28-37-0 / 25-37-2	293 / 233	65-468 / 73-368	56 / 85	0 / 3
Arizona	49-28	24 / 16	11 / 4	11 / 12	2 / 0	38-147 / 22-38	21-29-1 / 30-47-1	303 / 287	67-450 / 69-325	67 / 87	2 / 1
Totals	381-304	256 / 227	85 / 109	154 / 99	17 / 19	335-1247 / 423-1759	287-419-9 / 200-342-7	3599 / 2152	754-4846 / 765-3911	605 / 684	20 / 11

Opponents	3rd Down Conversion	4th Down Conversion	Time of Possession	TOP Margin	Avg Yds/Rush	Avg Yds/Pass	Avg Yds/Play	Punting Number-Avg	Penalties Number-Yards	Sacks
Stanford	8-15 / 5-15	0-1 / 2-5	30:15 / 29:45	00:30	3.1 / 3.3	8.4 / 4.6	6.0 / 3.9	2-37.5 / 3-42.3	7-100.0 / 4-24.0	4 / 1
LIU	4-11 / 5-17	2-2 / 0-1	29:29 / 30:31	-01:02	3.4 / 1.7	9.9 / 3.1	6.3 / 2.3	3-45.3 / 10-36.4	6-65.0 / 2-15.0	2 / 0
UCF	10-15 / 11-16	0-0 / 0-0	27:06 / 32:54	-05:48	3.4 / 5.4	7.6 / 10.5	6.6 / 6.8	3-49.7 / 3-50.7	4-40.0 / 5-45.0	0 / 0
SMU	8-16 / 7-12	3-4 / 1-1	32:20 / 27:40	04:40	2.0 / 5.7	9.0 / 7.2	6.2 / 6.1	2-44.0 / 0-0.0	14-135.0 / 7-77.0	0 / 1
Kansas	5-11 / 9-17	1-1 / 0-1	28:24 / 31:36	-03:12	4.3 / 4.9	9.6 / 5.3	7.0 / 5.1	2-28.5 / 5-47.0	5-52.0 / 6-50.0	1 / 1
Houston	3-10 / 5-12	2-3 / 0-1	23:07 / 36:53	-13:46	3.0 / 4.7	6.3 / 7.7	5.1 / 5.6	3-44.0 / 3-41.3	3-39.0 / 5-50.0	3 / 3
Utah	4-17 / 2-15	1-1 / 0-2	30:55 / 29:05	01:50	4.0 / 2.6	6.4 / 6.0	5.3 / 4.5	8-42.4 / 11-38.4	6-38.0 / 5-32.0	4 / 0
Texas Tech	3-9 / 8-20	0-1 / 2-2	22:35 / 37:25	-14:50	4.3 / 3.6	10.8 / 6.8	7.8 / 5.0	4-34.5 / 5-42.4	5-40.0 / 6-45.0	2 / 3
Baylor	4-12 / 8-15	2-2 / 2-2	31:35 / 28:25	03:10	3.3 / 5.8	9.7 / 7.1	6.6 / 6.4	4-44.0 / 4-48.0	6-55.0 / 8-75.0	2 / 1
Oklahoma St.	6-10 / 5-12	1-1 / 2-4	27:40 / 32:20	-04:40	6.3 / 3.8	7.9 / 6.3	7.2 / 5.0	1-32.0 / 2-41.0	5-43.0 / 6-48.0	2 / 1
Arizona	7-12 / 10-19	2-2 / 2-3	28:32 / 31:28	-02:56	3.9 / 1.7	10.4 / 6.1	6.7 / 4.7	2-45.0 / 4-35.8	2-5.0 / 6-55.0	2 / 3
Totals	62-138 / 75-170	14-18 / 11-22	311:58 / 348:02	-36:04	3.7 / 4.2	8.6 / 6.3	6.4 / 5.1	34-41.5 / 50-41.1	63-612.0 / 60-516.0	22 / 14

Note: Game totals are displayed in the format TEAM/OPPONENT for each category



2024-25 TCU Football
Red-Zone Results
All games

Page 1/1
as of Nov 25, 2024

TCU Inside Opponent Red-Zone

Date	Opponent		Score	Times	Times	Total		Rush	Pass	FGs	Failed to score inside RZ					
				In RZ	Scored	Pts	TDs	TDs	TDs	Made	FGA	Down	Int	Fumb	Half	Game
08/30/2024	at Stanford	W	34-27	6	5	31	4	2	2	1	1	0	0	1	0	0
09/07/2024	LIU	W	45-0	6	6	42	6	4	2	0	0	0	0	0	0	0
09/14/2024	UCF	L	34-35	5	5	27	3	0	3	2	2	0	0	0	0	0
09/21/2024	at SMU	L	42-66	5	5	35	5	2	3	0	0	0	0	0	0	0
09/28/2024	at Kansas	W	38-27	3	3	17	2	1	1	1	1	0	0	0	0	0
10/04/2024	Houston	L	19-30	1	1	6	1	1	0	0	0	0	0	0	0	0
10/19/2024	at Utah	W	13-7	5	3	13	1	1	0	2	3	0	0	1	0	0
10/26/2024	Texas Tech	W	35-34	2	2	14	2	1	1	0	0	0	0	0	0	0
11/02/2024	at Baylor	L	34-37	3	3	21	3	1	2	0	0	0	0	0	0	0
11/09/2024	Oklahoma St.	W	38-13	6	5	31	4	3	1	1	2	0	0	0	0	0
11/23/2024	Arizona	W	49-28	5	5	35	5	5	0	0	0	0	0	0	0	0
Totals 43 of 47 (91.5%)				47	43	272	36	21	15	7	9	0	0	2	0	0

Opponents Inside TCU Red-Zone

Date	Opponent		Score	Times	Times	Total		Rush	Pass	FGs	Failed to score inside RZ					
				In RZ	Scored	Pts	TDs	TDs	TDs	Made	FGA	Down	Int	Fumb	Half	Game
08/30/2024	Stanford	W	34-27	4	4	24	3	1	2	1	1	0	0	0	0	0
09/07/2024	LIU	W	45-0	1	0	0	0	0	0	0	0	0	1	0	0	0
09/14/2024	UCF	L	34-35	3	2	13	2	1	1	0	1	0	0	0	0	0
09/21/2024	SMU	L	42-66	3	3	21	3	2	1	0	0	0	0	0	0	0
09/28/2024	Kansas	W	38-27	4	4	24	3	2	1	1	1	0	0	0	0	0
10/04/2024	Houston	L	19-30	5	5	23	2	1	1	3	3	0	0	0	0	0
10/19/2024	Utah	W	13-7	0	0	0	0	0	0	0	0	0	0	0	0	0
10/26/2024	Texas Tech	W	35-34	6	6	34	4	3	1	2	2	0	0	0	0	0
11/02/2024	Baylor	L	34-37	4	4	24	3	3	0	1	1	0	0	0	0	0
11/09/2024	Oklahoma St.	W	38-13	3	2	13	2	1	1	0	0	0	1	0	0	0
11/23/2024	Arizona	W	49-28	3	3	18	2	0	2	1	1	0	0	0	0	0
Totals 33 of 36 (91.7%)				36	33	194	24	14	10	9	10	0	2	0	0	0



2024-25 TCU Football
By Quarter Statistics
All games

Page 1/2
as of Nov 25, 2024

3rd-Down Conversions

Date	Opponent	Score	Overall	1st Qtr	2nd Qtr	3rd Qtr	4th Qtr	Overtime
08/30/2024	at Stanford	W 34-27	8-15 53.3	3-3 100.0	1-3 33.3	3-5 60.0	1-4 25.0	0-0 0.0
09/07/2024	LIU	W 45-0	4-11 36.4	0-2 0.0	1-2 50.0	0-2 0.0	3-5 60.0	0-0 0.0
09/14/2024	UCF	L 34-35	10-15 66.7	4-4 100.0	3-4 75.0	2-4 50.0	1-3 33.3	0-0 0.0
09/21/2024	at SMU	L 42-66	8-16 50.0	3-6 50.0	1-4 25.0	2-3 66.7	2-3 66.7	0-0 0.0
09/28/2024	at Kansas	W 38-27	5-11 45.5	3-4 75.0	2-4 50.0	0-1 0.0	0-2 0.0	0-0 0.0
10/04/2024	Houston	L 19-30	3-10 30.0	0-1 0.0	0-3 0.0	0-2 0.0	3-4 75.0	0-0 0.0
10/19/2024	at Utah	W 13-7	4-17 23.5	3-5 60.0	1-4 25.0	0-4 0.0	0-4 0.0	0-0 0.0
10/26/2024	Texas Tech	W 35-34	3-9 33.3	2-3 66.7	0-3 0.0	1-2 50.0	0-1 0.0	0-0 0.0
11/02/2024	at Baylor	L 34-37	4-12 33.3	2-3 66.7	2-5 40.0	0-2 0.0	0-2 0.0	0-0 0.0
11/09/2024	Oklahoma St.	W 38-13	6-10 60.0	2-4 50.0	3-3 100.0	0-1 0.0	1-2 50.0	0-0 0.0
11/23/2024	Arizona	W 49-28	7-12 58.3	2-2 100.0	2-5 40.0	0-1 0.0	3-4 75.0	0-0 0.0
TCU			62-138 44.9	24-37 64.9	16-40 40.0	8-27 29.6	14-34 41.2	0-0 0.0
Opponents			75-170 44.1	20-38 52.6	16-47 34.0	19-38 50.0	20-47 42.6	0-0 0.0

4th-Down Conversions

Date	Opponent	Score	Overall	1st Qtr	2nd Qtr	3rd Qtr	4th Qtr	Overtime
08/30/2024	at Stanford	W 34-27	0-1 0.0	0-0 0.0	0-1 0.0	0-0 0.0	0-0 0.0	0-0 0.0
09/07/2024	LIU	W 45-0	2-2 100.0	0-0 0.0	1-1 100.0	0-0 0.0	1-1 100.0	0-0 0.0
09/14/2024	UCF	L 34-35	0-0 0.0	0-0 0.0	0-0 0.0	0-0 0.0	0-0 0.0	0-0 0.0
09/21/2024	at SMU	L 42-66	3-4 75.0	1-2 50.0	1-1 100.0	0-0 0.0	1-1 100.0	0-0 0.0
09/28/2024	at Kansas	W 38-27	1-1 100.0	1-1 100.0	0-0 0.0	0-0 0.0	0-0 0.0	0-0 0.0
10/04/2024	Houston	L 19-30	2-3 66.7	0-1 0.0	0-0 0.0	1-1 100.0	1-1 100.0	0-0 0.0
10/19/2024	at Utah	W 13-7	1-1 100.0	0-0 0.0	0-0 0.0	0-0 0.0	1-1 100.0	0-0 0.0
10/26/2024	Texas Tech	W 35-34	0-1 0.0	0-0 0.0	0-1 0.0	0-0 0.0	0-0 0.0	0-0 0.0
11/02/2024	at Baylor	L 34-37	2-2 100.0	0-0 0.0	0-0 0.0	1-1 100.0	1-1 100.0	0-0 0.0
11/09/2024	Oklahoma St.	W 38-13	1-1 100.0	0-0 0.0	0-0 0.0	1-1 100.0	0-0 0.0	0-0 0.0
11/23/2024	Arizona	W 49-28	2-2 100.0	0-0 0.0	1-1 100.0	1-1 100.0	0-0 0.0	0-0 0.0
TCU			14-18 77.8	2-4 50.0	3-5 60.0	4-4 100.0	5-5 100.0	0-0 0.0
Opponents			11-22 50.0	0-2 0.0	4-4 100.0	2-3 66.7	5-13 38.5	0-0 0.0

Time of Possession

Date	Opponent	Score	Overall	1st Qtr	2nd Qtr	3rd Qtr	4th Qtr	Overtime
08/30/2024	at Stanford	W 34-27	30:15	06:41	06:59	08:48	07:47	00:00
09/07/2024	LIU	W 45-0	29:29	06:06	08:40	05:39	09:04	00:00
09/14/2024	UCF	L 34-35	27:06	06:31	06:01	07:41	06:53	00:00
09/21/2024	at SMU	L 42-66	32:20	03:42	12:46	09:07	06:45	00:00
09/28/2024	at Kansas	W 38-27	28:24	04:19	12:07	03:46	08:12	00:00
10/04/2024	Houston	L 19-30	23:07	04:19	05:46	07:42	05:20	00:00
10/19/2024	at Utah	W 13-7	30:55	07:15	09:30	07:11	06:59	00:00
10/26/2024	Texas Tech	W 35-34	22:35	07:21	06:18	04:40	04:16	00:00
11/02/2024	at Baylor	L 34-37	31:35	04:22	11:07	09:26	06:40	00:00
11/09/2024	Oklahoma St.	W 38-13	27:40	09:07	08:15	04:58	05:20	00:00
11/23/2024	Arizona	W 49-28	28:32	07:38	03:46	05:38	11:30	00:00



2024-25 TCU Football
By Quarter Statistics
All games

Page 2/2
as of Nov 25, 2024

Date	Opponent	Score	Overall	1st Qtr	2nd Qtr	3rd Qtr	4th Qtr	Overtime
	TCU	Total	311:58	67:21	91:15	74:36	78:46	00:00
		Avg.	28:22	06:07	08:18	06:47	07:10	00:00
	Opponents	Total	348:02	72:22	99:02	62:40	113:58	00:00
		Avg.	31:38	06:35	09:00	05:42	10:22	00:00



2024-25 TCU Football
Rushing/Receiving Game-by-Game
All games

Page 1/1
as of Nov 25, 2024

Rushing

Player	No-Yds/TD	Stan	LIU	UCF	SMU	KU	UH	Utah	TTU	Baylor	OSU	UA
Cam Cook	113-434/9	20-81/1	13-58/3	11-35/0	14-24/1	15-61/1	14-77/0	9-13/0	1-19/0	3--1/0	7-47/2	6-20/1
Savion Williams	43-312/4	1-7/0	-	1-2/0	-	1-3/0	-	7-72/0	11-72/1	8-57/0	5-19/1	9-80/2
Jeremy Payne	41-192/3	-	8-30/0	1-1/0	6-21/0	8-65/0	3-3/1	-	3-17/1	7-21/0	2-7/0	3-27/1
Josh Hoover	41--24/4	5--3/1	-	1-10/0	4--7/1	3--6/0	5--14/0	3-7/1	5--1/0	7-7/1	3-1/0	5--18/0
Trent Battle	31-127/2	DNP	DNP	DNP	DNP	DNP	-	8-45/0	7-10/0	6-18/0	4-26/0	6-28/2
Dominique Johnson	18-63/1	1-2/0	7-26/1	2-14/0	3-9/0	1-2/0	-	-	-	-	1-0/0	3-10/0
Trey Sanders	13-46/0	2-11/0	4-15/0	DNP	3-9/0	DNP	-	-	-	-	2-11/0	2-0/0
Hauss Hejny	7-17/0	2-7/0	DNP	DNP	DNP	3-7/0	DNP	2-3/0	DNP	DNP	DNP	DNP
Ken Seals	4-12/0	DNP	2-10/0	-	-	DNP	DNP	DNP	DNP	DNP	-	2-2/0
Jojo Earle	3-30/0	DNP	1-9/0	-	-	2-21/0	DNP	DNP	DNP	DNP	DNP	DNP
Franklin Estrada II	3-5/0	DNP	-	DNP	DNP	DNP	DNP	DNP	DNP	DNP	3-5/0	-
Jordyn Bailey	2-65/1	-	-	DNP	1-6/0	-	-	-	-	-	1-59/1	-
JP Richardson	1-3/0	-	-	-	-	-	-	-	-	1-3/0	-	-
Chase Curtis	1-3/0	-	-	-	1-3/0	DNP	DNP	DNP	DNP	DNP	DNP	DNP
Nate Palmer	1--5/0	DNP	1--5/0	DNP	DNP	DNP	DNP	DNP	DNP	DNP	DNP	DNP

Receiving

Player	No-Yds/TD	Stan	LIU	UCF	SMU	KU	UH	Utah	TTU	Baylor	OSU	UA
Jack Bech	59-1007/9	6-139/1	2-11/0	9-200/1	8-166/2	10-131/2	4-55/1	3-46/0	4-77/0	5-98/2	5-59/0	3-25/0
Savion Williams	57-596/6	11-85/1	5-69/0	4-37/2	3-50/0	4-47/0	4-40/1	5-27/0	3-81/1	8-92/0	7-52/1	3-16/0
JP Richardson	50-630/1	6-107/0	2-25/0	5-46/0	3-14/0	4-42/0	9-98/0	3-53/0	4-35/0	1-3/0	7-100/0	6-107/1
Eric McAlister	28-639/4	-	2-54/0	4-54/1	6-114/1	4-100/1	-	2-57/0	1-84/1	3-48/0	3-41/0	3-87/0
Cam Cook	18-75/0	1-3/0	1-2/0	4-8/0	4-20/0	3-11/0	-	4-22/0	-	-	1-9/0	-
Drake Dabney	15-114/0	1-5/0	-	3-15/0	1-3/0	1-6/0	-	3-39/0	4-32/0	2-14/0	-	-
Jeremy Payne	11-91/0	-	-	1-21/0	-	1-10/0	2-9/0	-	2-20/0	4-26/0	1-5/0	-
DJ Rogers	9-125/1	1-8/0	-	-	1-9/0	-	-	DNP	3-15/1	1-40/0	1-10/0	2-43/0
Jordyn Bailey	9-52/2	-	1-18/0	DNP	2-6/1	-	2--1/0	-	-	2-18/1	2-11/0	-
Chase Curtis	7-77/1	-	2-27/1	3-14/0	2-36/0	DNP	DNP	DNP	DNP	DNP	DNP	DNP
Jojo Earle	7-37/1	DNP	3-24/1	2-7/0	1--3/0	1-9/0	DNP	DNP	DNP	DNP	DNP	DNP
Blake Nowell	5-84/0	1-2/0	2-50/0	-	-	-	2-32/0	-	-	-	-	-
Trent Battle	4-32/0	DNP	DNP	DNP	DNP	DNP	-	2-19/0	-	-	-	2-13/0
Parker Clark	2-21/0	DNP	DNP	DNP	DNP	DNP	DNP	DNP	DNP	DNP	1-6/0	1-15/0
Braylon James	2-6/0	-	2-6/0	DNP	-	-	DNP	DNP	-	-	-	-
Hunter Krepp	1-10/0	DNP	1-10/0	DNP	DNP	DNP	DNP	DNP	DNP	DNP	DNP	-
Major Everhart	1-4/0	1-4/0	DNP	DNP	DNP	DNP	DNP	DNP	DNP	DNP	DNP	DNP
Dominique Johnson	1-2/0	-	1-2/0	-	-	-	-	-	-	-	-	-
Carson Bruno	1--3/0	-	-	-	-	-	-	-	-	-	-	1--3/0



2024-25 TCU Football
Passing Game-by-Game
All games

Page 1/1
as of Nov 25, 2024

#3 Savion Williams	Comp	Att	Int	Pct	Yards	TD	Long	Sacked	Effic.
LIU	1	1	0	100.0	15	0	15	0-0	226.0
Baylor	1	1	0	100.0	6	1	6	0-0	480.4
Oklahoma St.	1	1	0	100.0	1	0	1	0-0	108.4
Totals	3	3	0	100.0	22	1	15	0-0	271.6

#10 Josh Hoover	Comp	Att	Int	Pct	Yards	TD	Long	Sacked	Effic.
Stanford	28	42	0	66.7	353	2	46	1-11	153.0
LIU	20	25	0	80.0	267	2	46	0-0	196.1
UCF	35	52	0	67.3	402	4	50	0-0	157.6
SMU	28	43	2	65.1	396	3	46	1-12	156.2
Kansas	28	37	2	75.7	356	3	59	1-8	172.4
Houston	23	37	2	62.2	233	2	29	3-18	122.1
Utah	22	41	0	53.7	263	0	34	0-0	107.5
Texas Tech	21	32	2	65.6	344	3	84	3-17	174.4
Baylor	25	34	0	73.5	333	2	40	1-8	175.2
Oklahoma St.	26	35	0	74.3	286	1	34	1-8	152.4
Arizona	19	26	1	73.1	252	1	40	3-27	159.5
Totals	275	404	9	68.1	3485	23	84	14-109	154.9

#19 Ken Seals	Comp	Att	Int	Pct	Yards	TD	Long	Sacked	Effic.
LIU	3	4	0	75.0	16	0	10	0-0	108.6
SMU	3	3	0	100.0	19	1	13	0-0	263.2
Oklahoma St.	1	1	0	100.0	6	0	6	0-0	150.4
Arizona	2	3	0	66.7	51	0	36	0-0	209.5
Totals	9	11	0	81.8	92	1	36	0-0	182.1



2024-25 TCU Football
Returns Game-by-Game
All games

Page 1/1
as of Nov 25, 2024

Punt Returns

Player	No-Yds	Stan	LIU	UCF	SMU	KU	UH	Utah	TTU	Baylor	OSU	UA
JP Richardson	20-234	2-17	3-18	3-33	-	3-111	1-0	2-2	2-6	2-5	-	2-42
Jack Bech	2-34	-	2-34	-	-	-	-	-	-	-	-	-
Shad Banks Jr.	1-0	-	DNP	DNP	DNP	DNP	DNP	1-0	DNP	-	-	DNP

Kick Returns

Player	No-Yds	Stan	LIU	UCF	SMU	KU	UH	Utah	TTU	Baylor	OSU	UA
Jordyn Bailey	10-211	1-26	-	DNP	2-32	1-14	3-61	-	1-22	-	1-31	1-25
Dominique Johnson	3-32	-	-	-	2-32	-	-	-	-	-	-	1-0
Major Everhart	2-28	2-28	DNP	DNP	DNP	DNP	DNP	DNP	DNP	DNP	DNP	DNP
Jeremy Payne	1-21	-	1-21	-	-	-	-	-	-	-	-	-

Interceptions Returns

Player	No-Yds	Stan	LIU	UCF	SMU	KU	UH	Utah	TTU	Baylor	OSU	UA
Bud Clark	3-3	-	DNP	-	-	-	-	1-0	-	-	1-3	1-0
Travis Jackson	1-22	-	-	-	-	-	-	-	-	-	1-22	-
Namdi Obiazor	1-14	-	1-14	-	-	-	-	-	-	-	-	-
Tymon Mitchell	1-6	1-6	-	-	-	-	-	-	-	-	-	-
LaMareon James	1-0	-	-	-	-	1-0	-	-	-	-	-	-

Fumble Returns

Player	No-Yds	Stan	LIU	UCF	SMU	KU	UH	Utah	TTU	Baylor	OSU	UA
Kaleb Elarms-Orr	1-0	-	-	-	1-0	-	-	-	-	-	-	-
Jonathan Bax	1-0	-	-	-	-	-	-	-	DNP	-	1-0	-
Caleb Fox	1-0	-	-	-	-	-	-	-	1-0	-	-	-
Markis Deal	1-0	-	-	-	-	-	-	-	1-0	DNP	DNP	-



2024-25 TCU Football
Total Tackles Game-by-Game
All games

Page 1/1
as of Nov 25, 2024

Total Tackles

Player	S-A	Total	Stan	LIU	UCF	SMU	KU	UH	Utah	TTU	Baylor	OSU	UA
Johnny Hodges	42-36	78	7-2	1-6	3-5	2-4	8-0	5-3	3-1	3-5	7-1	0-5	3-4
Namdi Obiazor	37-34	71	3-1	4-1	3-8	2-4	0-1	6-5	2-4	4-5	4-0	4-4	5-1
Jamel Johnson	39-24	63	6-5	1-2	5-6	4-3	6-2	1-1	3-1	4-1	5-1	3-0	1-2
Bud Clark	37-19	56	0-1	DNP	3-4	3-4	5-0	6-2	1-2	6-2	3-1	7-0	3-3
Abe Camara	26-22	48	2-4	0-3	2-6	2-1	4-0	2-0	3-1	3-2	4-0	1-5	3-0
Kaleb Elarms-Orr	21-19	40	1-0	2-3	1-3	3-5	1-2	0-1	1-2	3-2	5-1	1-0	3-0
Devean Deal	24-11	35	3-2	-	2-1	2-1	-	0-1	4-1	5-4	3-0	5-0	0-1
JaTravis Broughton	23-12	35	4-0	-	6-6	5-4	-	1-1	0-1	4-0	-	2-0	1-0
Nana Osafo-Mensah	20-12	32	0-1	2-0	0-4	4-0	-	3-1	1-1	1-1	3-0	3-1	3-3
Channing Canada	25-3	28	-	3-0	3-0	1-0	4-1	-	4-1	2-0	3-0	1-0	4-1
LaMareon James	23-4	27	3-0	-	2-0	-	1-0	5-0	5-1	4-0	-	2-1	1-2
Cooper McDonald	11-13	24	1-3	1-3	1-3	1-2	2-1	4-0	DNP	DNP	DNP	DNP	1-1
Zachary Chapman	11-10	21	-	2-1	0-1	1-0	2-0	1-1	1-1	2-4	-	2-0	0-2
Cam Smith	13-5	18	DNP	DNP	DNP	DNP	DNP	3-1	1-1	1-0	2-0	2-1	4-2
Travis Jackson	13-3	16	1-0	3-0	1-1	1-0	1-0	1-0	0-1	1-0	1-0	2-0	1-1
Max Carroll	9-6	15	0-1	2-4	1-0	-	2-0	0-1	-	-	1-0	2-0	1-0
Austin Jordan	7-5	12	-	-	-	-	1-0	2-2	0-1	3-0	-	1-2	-
Caleb Fox	5-7	12	1-1	0-2	-	1-2	-	0-1	-	2-0	1-0	0-1	-
Markis Deal	5-7	12	1-1	-	0-1	-	-	1-2	1-1	0-1	DNP	DNP	2-1
Jaise Oliver	7-4	11	0-2	0-1	-	-	2-0	1-1	-	1-0	1-0	2-0	-
Hakeem Ajjolaiya	5-4	9	-	0-1	2-2	0-1	1-0	-	-	2-0	-	DNP	-
Richard Toney Jr.	4-5	9	-	2-5	-	-	-	-	-	DNP	DNP	2-0	DNP
Jevon McIver Jr.	7-1	8	-	-	-	DNP	DNP	DNP	-	1-0	1-0	3-1	2-0
Marcel Brooks	3-2	5	1-1	-	0-1	-	-	-	2-0	-	-	-	DNP
Jonathan Bax	3-1	4	-	1-0	-	-	-	-	-	DNP	1-0	1-1	-
Connor Lingren	3-1	4	DNP	-	-	DNP	DNP	DNP	0-1	-	3-0	-	-
Tymon Mitchell	3-1	4	2-0	-	-	0-1	-	-	-	-	1-0	-	-
Hudson Hooper	1-3	4	DNP	0-2	-	DNP	-	-	-	1-1	-	-	-
Terrence Cooks Jr.	2-1	3	DNP	-	-	-	2-1	-	-	-	DNP	DNP	DNP
Kaden McFadden	2-0	2	-	-	1-0	-	-	-	1-0	-	-	-	-
Jack Bech	1-1	2	0-1	-	-	-	-	1-0	-	-	-	-	-
Carson Bruno	1-1	2	-	-	-	1-1	-	-	-	-	-	-	-
Trey Sanders	1-0	1	-	-	DNP	-	DNP	-	-	-	-	1-0	-
Blake Nowell	1-0	1	-	-	-	1-0	-	-	-	-	-	-	-
Eric McAlister	1-0	1	-	-	-	-	-	1-0	-	-	-	-	-
Shad Banks Jr.	0-1	1	0-1	DNP	DNP	DNP	DNP	DNP	-	DNP	-	-	DNP
JP Richardson	0-1	1	-	-	-	0-1	-	-	-	-	-	-	-
Drake Dabney	0-1	1	0-1	-	-	-	-	-	-	-	-	-	-



2024-25 TCU Football
Sacks Game-by-Game
All games

Page 1/1
as of Nov 25, 2024

Player	UA-A	Total	Stan	LIU	UCF	SMU	KU	UH	Utah	TTU	Baylor	OSU	UA
Devean Deal	4-1	4.5	0.5-3	-	-	-	-	-	2-13	1-2	1-6	-	-
Zachary Chapman	3-0	3	-	1-8	-	-	-	1-5	-	1-5	-	-	-
Nana Osafo-Mensah	3-0	3	-	1-9	-	-	-	-	-	-	-	1-9	1-11
Cooper McDonald	2-2	3	0.5-4	-	-	-	1-12	1-6	DNP	DNP	DNP	DNP	0.5-5
Namdi Obiazor	2-1	2.5	1.5-9	-	-	-	-	1-3	-	-	-	-	-
Marcel Brooks	2-1	2.5	1.5-17	-	-	-	-	-	1-14	-	-	-	DNP
Travis Jackson	1-1	1.5	-	-	-	-	-	-	-	-	-	1-23	0.5-4
Kaleb Elarms-Orr	1-0	1	-	-	-	-	-	-	1-10	-	-	-	-
Johnny Hodges	1-0	1	-	-	-	-	-	-	-	-	1-9	-	-



2024-25 TCU Football
Tackles For Loss Game-by-Game
All games

Page 1/1
as of Nov 25, 2024

Player	UA-A	Total	Stan	LIU	UCF	SMU	KU	UH	Utah	TTU	Baylor	OSU	UA
Devean Deal	7-1	7.5	2.5-14	-	-	-	-	-	2.0-13	1.0-2	1.0-6	1.0-2	-
Nana Osafo-Mensah	6-1	6.5	-	1.0-9	-	1.0-5	-	-	1.0-5	-	-	1.5-11	2.0-12
Namdi Obiazor	5-3	6.5	2.5-10	1.5-1	-	-	-	2.0-4	0.5-1	-	-	-	-
Abe Camara	4-2	5.0	1.0-7	-	0.5-1	-	-	1.0-1	1.0-5	-	-	0.5-2	1.0-1
Johnny Hodges	3-3	4.5	-	-	2.0-5	-	-	0.5-0	0.5-0	-	1.0-9	0.5-1	-
Cooper McDonald	3-2	4.0	0.5-4	1.0-3	-	-	1.0-12	1.0-6	DNP	DNP	DNP	DNP	0.5-5
Zachary Chapman	3-0	3.0	-	1.0-8	-	-	-	1.0-5	-	1.0-5	-	-	-
Marcel Brooks	2-1	2.5	1.5-17	-	-	-	-	-	1.0-14	-	-	-	DNP
Markis Deal	2-1	2.5	1.0-2	-	-	-	-	1.5-3	-	-	DNP	DNP	-
Kaleb Elarms-Orr	2-0	2.0	-	1.0-3	-	-	-	-	1.0-10	-	-	-	-
Austin Jordan	1-1	1.5	-	-	-	-	-	1.0-2	-	-	-	0.5-0	-
Travis Jackson	1-1	1.5	-	-	-	-	-	-	-	-	-	1.0-23	0.5-4
Jamel Johnson	1-0	1.0	-	-	-	-	-	-	1.0-1	-	-	-	-
Channing Canada	1-0	1.0	-	-	-	-	-	-	-	-	1.0-1	-	-
Cam Smith	1-0	1.0	DNP	DNP	DNP	DNP	DNP	-	-	-	-	-	1.0-2
Caleb Fox	0-1	0.5	-	0.5-1	-	-	-	-	-	-	-	-	-
Hakeem Ajijolaiya	0-1	0.5	-	-	0.5-1	-	-	-	-	-	-	DNP	-