

## 2015-16 SCHEDULE/RESULTS

Day/Date	Opponent	TV	Time/Result
Tues./Nov. 3	Grand Valley State (Exh.)	Bearcats TV	W, 93-63
Sat./Nov. 7	Bellarmine (Exh.)	Bearcats TV	W, 81-60
Fri./Nov. 13	Western Carolina	ESPN3	W, 97-72
Sun./Nov. 15	Robert Morris	FSO/ESPN3	W, 106-44
Wed./Nov. 18	at Bowling Green	ESPN3	W, 83-50

## BARCLAYS CENTER CLASSIC

Sun./Nov. 22	1-Ark-Pine Bluff	FSO/ESPN3	W, 99-50
Tues./Nov. 24	1-SE Louisiana	FSO/ESPN3	W, 64-49
Fri./Nov. 27	2-vs. Nebraska	ASN/ESPN3	W, 65-61
Sat./Nov. 28	2- vs. George Washington	ASN/ESPN3	W, 61-56

Wed./Dec. 2	Butler (RV/25)	CBSSN	L, 76-78
Sun./Dec. 6	Morgan State	ASN/ESPN3	W, 87-66
Sat./Dec. 12	3-at Xavier (12/13)	FOX	L, 55-65
Tues./Dec. 15	Norfolk State	ESPNU	W, 75-59
Sat./Dec. 19	at VCU	CBSSN	W, 69-63
Tues./Dec. 22	Iowa State (11/9)	ESPN2	L, 79-81
Tues./Dec. 29	Temple •	ESPN2	L, 70-77
Sat./Jan. 2	Tulsa •	ESPNU	W, 76-57
Thurs./Jan. 7	at SMU (15/NR) •	ESPN	L, 57-59
Sun./Jan. 10	at USF •	ESPNU	W, 54-51
Wed./Jan. 13	Houston (NR/RV) •	ESPNU	W, 70-59
Sat./Jan. 16	at Temple •	ESPNU (20T)	L, 65-67
Thurs./Jan. 21	Memphis •	ESPN2	W, 76-72
Sun./Jan. 24	Tulane •	ESPNU	Noon
Thurs./Jan. 28	at UConn •	ESPNU	7 p.m.
Thurs./Feb. 4	USF •	CBSSN	8 p.m.
Sat./Feb. 6	at Memphis •	ESPN2	Noon
Tues./Feb. 9	at UCF •	ESPNNews	7 p.m.
Sat./Feb. 13	East Carolina •	ESPNU	4 p.m.
Thurs./Feb. 18	at Tulsa •	CBSSN	9 p.m.
Sat./Feb. 20	UConn •	ESPN/ESPN2	TBA
Sat./Feb. 27	at East Carolina •	ESPNU	Noon
Thurs./Mar. 3	at Houston •	CBSSN	9 p.m.
Sun./Mar. 6	SMU •	CBS	Noon

## AMERICAN CHAMPIONSHIP

Mar. 10-13	4-TBA	ESPN Networks	TBA
------------	-------	---------------	-----

## NCAA CHAMPIONSHIP

Mar. 15-16	5-First Four	Turner	TBA
Mar. 17-20	6-Second & Third Rds	CBS/Turner	TBA
Mar. 24-27	7-Regional Semis & Finals	CBS/Turner	TBA
Apr. 2 & 4	8-Final Four & Champ	CBS/Turner	TBA

**Notes:** All times listed are Eastern. Home games are in **boldface**.

(•) - Denotes American Athletic Conference game.

**Key:** CBSSN-CBS Sports Network; FSO/ESPN3 - Game will be televised regionally by FOX Sports Ohio and is also available on ESPN3 outside the FSO viewing area.  
ASN - American Sports Network: WKRC (CBS Local 12) or WSTR (MyTV 33) in Cincinnati  
ESPN/ESPN2 - Game will be televised by either ESPN or ESPN2 with decision made two weeks prior.

1-Brooklyn Hoops Classic (campus sites); 2-Brooklyn Hoops Classic (Barclays Center); 3-Skyline Chili Crosstown Shootout; 4-American Championship (Amway Center).

## CINCINNATI ATHLETIC COMMUNICATIONS

**Asst. AD/Primary Basketball Contact:** Andre Foushee

**Office/Cell Phone:** (513) 556-5182/(859) 797-7871

**Press Row Phone:** (513) 556-3800

**Email Address:** Andre.Foushee@uc.edu

**Website:** GoBears.com

# THIS IS CINCINNATI BASKETBALL

2 NATIONAL TITLES • 6 FINAL FOURS • 8 ELITE EIGHTS • 10 SWEET SIXTEENS • 29 NCAA TOURNAMENTS • 38 CONFERENCE CHAMPIONSHIPS



**GAME 21:**  
**TULANE (8-12, 1-6 AMERICAN)**  
**AT CINCINNATI (14-6, 4-3 AMERICAN)**  
Sunday, Jan. 24 • Noon (ET) • Fifth Third Arena • Cincinnati, Ohio



## GAME AT A GLANCE

**Series Info:** 37th Meeting; Cincinnati leads 22-14 overall; UC leads 12-6 in Cincinnati and 2-0 at neutral sites. The series is tied 8-8 in New Orleans.

**Last Meeting:** Cincinnati won 63-47 in New Orleans on Feb. 28, 2015

**Streak:** Cincinnati - 1

**Coaches:** Mick Cronin is in his 10th season at Cincinnati (199-124); 13th season overall (267-148)

**Ed Conroy** is in his sixth season at Tulane (88-93); 13th season overall (178-226)

**AP/USA Today Rankings (Jan. 18):** Cincinnati (--/--); Tulane (--/--)

**Radio:** 700 WLW; **Dan Hoard** provides play-by-play with color analyst **Chuck Machock**

**TV:** ESPNU; **Tom Gelehrter** provides play-by-play with color analyst **Brooke Weisbrod**

**UC Twitter Pages:** @GoBears and @GoBearsMBB

## CINCINNATI PROBABLE STARTERS &amp; RESERVES

NO.	NAME	POS.	HT.	WT.	CL.-EXP.	HOMETOWN	GP-GS	PPG	RPG	APG	MIN
10	Troy Caupain	G	6-4	205	Jr.-2L	Midlothian, Va.	20-20	11.5	3.2	4.4	31.3
21	Farad Cobb	G	6-1	170	Sr.-1L	West Palm Beach, Fla.	20-20	11.5	1.7	1.8	25.2
24	Shaq Thomas	F	6-7	210	R-Sr.-3L	Paterson, N.J.	20-19	7.4	4.5	1.6	23.4
11	Gary Clark	F	6-8	235	So.-1L	Clayton, N.C.	20-20	9.8	8.6	2.2	28.7
2	Octavius Ellis	F	6-10	235	Sr.-1L	Memphis, Tenn.	20-19	9.9	7.0	1.5^	23.9

## OFF THE BENCH

1	Jacob Evans III	G/F	6-6	210	Fr.-HS	Baton Rouge, La.	20-1	7.0	4.1	1.8	20.8
25	Kevin Johnson	G	6-3	180	Jr.-2L	Cincinnati, Ohio	20-0	6.4	1.9	1.6	19.2
22	Coreontae DeBerry	C	6-9	265	Sr.-1L	Holland, Mich.	20-1	5.5	3.7	1.0^	14.6
3	Justin Jenifer	G	5-10	175	Fr.-HS	Baltimore, Md.	18-0	3.2	0.7	1.5	9.0
0	Quadri Moore	F	6-8	220	So.-1L	Linden, N.J.	17-0	2.6	1.6	0.4*	8.4
45	Zack Tobler	F	6-5	240	Jr.-2L	Fort Mitchell, Ky.	4-0	1.8	0.8	0.3	2.3
13	Tre Scott	F	6-8	225	Fr.-HS	Darien, Ga.	--	21.6#	14.1#	3.5^#	--

Starters based on last game; # - Statistics from senior season of high school; ^ - Blocks; \* - Steals

## CINCINNATI STORYLINES

- » Head coach Mick Cronin needs one more win to register his 200th victory as leader of the Cincinnati program. Cronin enters Sunday's contest with Tulane with a 199-124 mark in his 10th season at UC. The 199 wins rank second only to Bob Huggins (399) for most at Cincinnati.
- » Baton Rouge, La., native Jacob Evans has been a solid contributor off the bench this season for the Bearcats. He is averaging 7.0 points and 4.1 rebounds in 20.8 minutes for the Bearcats. He has scored in double figures in six games, including a season-high 16 points against Butler (12/2).
- » Cincinnati has placed at least three players in double figures in 18 of 20 games this season while seven players have led the Bearcats in scoring in at least one game.
- » Troy Caupain's career-best 25-point performance against Memphis on Thursday marked the most points scored by a Bearcat since Sean Kilpatrick matched a career high with 34 points against the Tigers on Senior Day at Cincinnati, March 6, 2014.
- » Gary Clark enters the weekend ranked among the league leaders (top 10) in five categories: offensive rebounds (second at 3.8), field-goal percentage (fourth at .591), rebounds (fifth at 8.6), steals (eighth at 1.2) and blocks (ninth at 1.3). Only two other players in The American rank in the top 10 in more statistical categories - Nic Moore (SMU) and Dedric Lawson (Memphis) each with six categories.
- » Octavius Ellis was named to The American's Weekly Honor Roll on Monday after averaging a team-high 13.5 points and 11.0 rebounds last week.



2015-16 NUMERICAL ROSTER						
NO.	NAME	POS.	HT.	WT.	CLASS	EXP. HOMETOWN / PREVIOUS SCHOOLS
0	Quadri Moore	F	6-8	220	So.	1L Linden, N.J./Linden HS
1	Jacob Evans III	G/F	6-6	210	Fr.	HS Baton Rouge, La./St. Michael the Archangel
2	Octavius Ellis	F	6-10	235	Sr.	1L Memphis, Tenn./Trinity Valley College (Texas)
3	Justin Jenifer	G	5-10	175	Fr.	HS Baltimore, Md./Milford Mill Academy
10	Troy Caupain	G	6-4	205	Jr.	2L Midlothian, Va./Cosby HS (Va.)
11	Gary Clark	F	6-8	235	So.	1L Clayton, N.C./Clayton HS
13	Tre Scott	F	6-8	225	Fr.	HS Darien, Ga./McIntosh County Academy
21	Farad Cobb	G	6-1	170	Sr.	1L West Palm Beach, Fla./Northwest Florida State College
22	Coreontae DeBerry	C	6-9	265	Sr.	1L Holland, Mich./Hutchinson Community College
24	Shaq Thomas	F	6-7	210	R-Sr.	3L Paterson, N.J./NIA Prep School
25	Kevin Johnson	G	6-3	180	Jr.	2L Cincinnati, Ohio/Summit Country Day School
32	Kyle Washington*	F	6-9	240	Jr.	Tr. Champlin, Minn./NC State
45	Zack Tobler	F	6-5	240	Jr.	2L Fort Mitchell, Ky./Covington Catholic HS

2015-16 ALPHABETICAL ROSTER						
NO.	NAME	POS.	HT.	WT.	CLASS	EXP. HOMETOWN / PREVIOUS SCHOOLS
10	Troy Caupain	G	6-4	205	Jr.	2L Midlothian, Va./Cosby HS (Va.)
11	Gary Clark	F	6-8	235	So.	1L Clayton, N.C./Clayton HS
21	Farad Cobb	G	6-1	170	Sr.	1L West Palm Beach, Fla./Northwest Florida State College
22	Coreontae DeBerry	C	6-9	265	Sr.	1L Holland, Mich./Hutchinson Community College
2	Octavius Ellis	F	6-10	235	Sr.	1L Memphis, Tenn./Trinity Valley College (Texas)
1	Jacob Evans III	G/F	6-6	210	Fr.	HS Baton Rouge, La./St. Michael the Archangel
3	Justin Jenifer	G	5-10	175	Fr.	HS Baltimore, Md./Milford Mill Academy
25	Kevin Johnson	G	6-3	180	Jr.	2L Cincinnati, Ohio/Summit Country Day School
0	Quadri Moore	F	6-8	220	So.	1L Linden, N.J./Linden HS
13	Tre Scott	F	6-8	225	Fr.	HS Darien, Ga./McIntosh County Academy
24	Shaq Thomas	F	6-7	210	R-Sr.	3L Paterson, N.J./NIA Prep School
45	Zack Tobler	F	6-5	240	Jr.	2L Fort Mitchell, Ky./Covington Catholic HS
32	Kyle Washington*	F	6-9	240	Jr.	Tr. Champlin, Minn./NC State

\* - Will sit out the 2015-16 season due to NCAA transfer rules.

**Coaching Staff**  
Head Coach: Mick Cronin (10th season at UC; 13th season overall)  
Associate Head Coach: Larry Davis  
Assistant Coaches: Darren Savino, Antwon Jackson  
Director of Basketball Operations: Drew Seidenberger  
Director of Student-Athlete Development: Mark Berger  
Asst. Director of Student-Athlete Development: JaQuon Parker

Video Coordinator: T.J. Wolf  
Program Assistant: Greg Youncofski  
Head Athletic Trainer: Robb Williams  
Director of Strength & Conditioning: Mike Rehfeldt  
Assistant Director of Equipment: Andy Frigge

PRONUNCIATION GUIDE	
Troy Caupain	co-PAIN
Coreontae DeBerry	COREY-on-tay
Quadri Moore	qua-DREE

ROSTER INFORMATION	
<b>By State/Country</b>	
Florida	(1) Farad Cobb
Georgia	(1) Tre Scott
Kentucky	(1) Zack Tobler
Louisiana	(1) Jacob Evans
Maryland	(1) Justin Jenifer
Michigan	(1) Coreontae DeBerry
Minnesota	(1) Kyle Washington
New Jersey	(2) Quadri Moore, Shaq Thomas
North Carolina	(1) Gary Clark
Ohio	(1) Kevin Johnson
Tennessee	(1) Octavius Ellis
Virginia	(1) Troy Caupain

<b>By Class</b>	
True Freshmen	(3) Jacob Evans III, Justin Jenifer, Tre Scott
Sophomores	(2) Gary Clark, Quadri Moore
Juniors	(4) Troy Caupain, Kevin Johnson, Zack Tobler, Kyle Washington
Seniors	(3) Farad Cobb, Coreontae DeBerry, Octavius Ellis
R-Seniors	(1) Shaq Thomas

<b>By Height</b>	
6-10	Octavius Ellis
6-9	Coreontae DeBerry, Kyle Washington
6-8	Gary Clark, Quadri Moore, Tre Scott
6-7	Shaq Thomas
6-6	Jacob Evans III
6-5	Zack Tobler
6-4	Troy Caupain
6-3	Kevin Johnson
6-1	Farad Cobb
5-10	Justin Jenifer

QUICK FACTS

GENERAL INFORMATION	
Location	Cincinnati, Ohio 45221
Founded	1819
Enrollment	44,096
Nickname	Bearcats
Colors	Red (PMS: 186) and Black
Arena (Capacity)	Fifth Third Arena (13,176)
Affiliation	NCAA Division I
Conference	American
President	Dr. Santa J. Ono
Alma mater/year	Chicago, '84
Director of Athletics	Mike Bohn
Alma mater/year	Kansas, '83
Faculty Representative	Dr. David M. Szymanski
Department of Athletics Phone	(513) 556-4603
Athletics Ticket Office Phone	(877) CATS-TIX

ATHLETIC COMMUNICATIONS	
Asst. AD/Primary Basketball Contact	Andre Foushee
Office/Cell Phone	(513) 556-5182/(859) 797-7871
Press Row Phone	(513) 556-3800
Email Address	Andre.Foushee@uc.edu
Secondary Basketball Contact	TBA
Office/Cell Phone	TBA/TBA
Email Address	TBA
Website	GoBearcats.com
Twitter	@GoBearcats and @GoBearcatsMBB

BASKETBALL STAFF	
Head Coach	Mick Cronin (Cincinnati '97)
Basketball Office Phone	(513) 556-5847
Associate Head Coach	Larry Davis (Asbury '78)
Assistant Coach	Darren Savino (Jersey City '94)
Assistant Coach	Antwon Jackson (Pikeville College '93)
Director of Operations	Drew Seidenberger (Cincinnati '09)
Dir. of Student-Ath. Devel.	Mark Berger (Cincinnati '01)
Asst. Dir. of Student-Ath. Devel.	JaQuon Parker (Cincinnati '14)
Video Coordinator	T.J. Wolf (Murray State '07)
Program Assistant	Greg Youncofski (Kansas '13)
Assoc. AD/Sports Medicine	Bob Mangine (Pittsburgh '73)
Head Athletic Trainer	Robb Williams (Ohio State '82)
Dir. /Strength & Condition	Mike Rehfeldt (St. Cloud St. '05)
Administrative Assistant	Winona Shaw-Gunn

HISTORY	
First year of basketball	1901-02
All-time record (entering the season)	1,705-986 (.634)
NCAA appearances/last	29/2015
All-time record	44-28 (.611)
Final Four appearances/last	6/1992
Elite Eight appearances/last	8/1996
Sweet 16 appearances/last	10/2012
Conference Championships/last	38/2014
Postseason NIT appearances/last	10/2010
All-time record	8-10 (.444)

TEAM INFORMATION	
2014-15 Record	23-11
American Athletic Conference Record (Place)	13-5 (T-3rd)
Starters returning/lost	5/0
Letterwinners returning/lost	9/4
Percent of scoring returning	88.0 percent (1,860 of 2,113)
Percent of rebounding returning	88.2 percent (950 of 1,077)



## GAME PREVIEW

- » Cincinnati (14-6, 4-3 American Athletic Conference) looks to register its second win of the week Sunday when it plays host to Tulane (8-12, 1-6) at Fifth Third Arena.
- » The contest tips at Noon ET and will be broadcast by ESPNU and 700 WLW.
- » Fans can purchase tickets at GoBears.com or by calling 1-877-CATS-TIX.
- » The Bearcats won for the third time in their last four games on Thursday when they pulled out a 76-72 home victory against Memphis. Troy Caupain scored a career-high with 25 points on 9-of-16 shooting. He sank four free throws in the final 1:08 to secure the win. Shaq Thomas matched his career high with 18 points on 8-of-11 shooting.
- » Tulane hasn't played since suffering a 60-42 setback to UConn on Tuesday in Hartford, Conn. Louis Dabney paced the Green Wave with 15 points.
- » Cincinnati leads the series with Tulane, 22-14. The two squads split a pair of meetings last season with the Green Wave taking a 50-49 win at the buzzer in Cincinnati and the Bearcats notching a 63-47 victory in New Orleans.
- » Cincinnati travels to Hartford, Conn., on Thursday to face the UConn Huskies. Tipoff is set for 7 p.m. ET.

## SCOUTING TULANE

- » Tulane (8-12, 1-6 American) enters Sunday's game having lost back-to-back games against SMU (60-45 on Jan. 17) and at UConn (60-42 on Jan. 19) since winning at USF, 81-70, on Jan. 10.
- » The Green Wave rank among the league leaders in scoring defense (fourth at 66.9 points), offensive rebounds (fourth at 13.3), rebounding margin (fifth at +3.8) and defensive rebounds (sixth at 26.0).
- » Louis Dabney leads Tulane in scoring (15th in the league at 13.1 points) and also ranks among the conference leaders in free-throw percentage (10th at .787) and three-pointers made (15th at 1.7).
- » Dylan Osetkowski averages 10.5 points and is listed among The American leaders in rebounding (second at 8.9), defensive rebounds (second at 6.1), offensive rebounds (T-sixth at 2.8) and field goal percentage (14th at .471).
- » Malik Morgan ranks fourth in the league with 1.3 steals per game. He is 25th in scoring with 11.1 points per contest.
- » Tulane was predicted to finish 11th in The American in a preseason vote of the league's coaches.
- » The Green Wave finished 15-16 overall and 6-12 in their first year in The American a year ago.

## SERIES HISTORY

- » Cincinnati leads the all-time series with Tulane 22-14, including a 12-6 mark in Cincinnati and 2-0 record at neutral sites. The series is tied 8-8 in New Orleans, La.
- » The two teams split a pair of meetings last season with the road team winning each game. Tulane won at the buzzer, 50-49, at Fifth Third Arena on Feb. 14, 2015. Two weeks later the Bearcats registered a 63-47 victory at Devlin Fieldhouse in New Orleans on Feb. 28.
- » Prior to last season, the last time the teams met came on March 2, 2005 at Fifth Third Arena with Cincinnati claiming a 77-56 win.
- » The Bearcats have won 11 of the last 12 meetings dating back to an 86-72 home win on Jan. 14, 1995.

- » The two schools spent time together as league members in the Metro Conference (1976-91), Great Midwest Conference (1992-1995) and Conference USA (1996-2005).

## LAST YEAR'S MEETINGS:

- » **TULANE 50, CINCINNATI 49 - (FEB. 14, 2015)**
- » **CINCINNATI (AP)** - Jonathan Stark hit a contested, 30-foot, buzzer-beating 3-pointer and Tulane shocked Cincinnati 50-49.
- » Troy Caupain fed Gary Clark on a pick-and-roll that put Cincinnati up 49-47 with 4.7 seconds left. Stark received the inbounds pass and headed up the left side. He veered toward the middle of the court but was cut off and angled back left with a player on his hip. He pulled up about eight-feet behind the arc, and with another player closing out on him, swished the winner on a day he went 4 of 14 for nine points.
- » Jay Hook led the Green Wave with 18 points.
- » Octavius Ellis had 15 points on 7-of-12 shooting with six rebounds and three blocks for the Bearcats. Clark and Deshaun Morman had eight points each for Cincinnati.
- » **CINCINNATI 63, TULANE 47 - (FEB 28, 2015)**
- » **NEW ORLEANS (AP)** - Octavius Ellis netted a double-double, scoring 14 points and grabbing 10 rebounds as Cincinnati cruised past Tulane, 63-47.
- » Kevin Johnson had a game-high 15 points for the Bearcats. Shaq Thomas had 11 points and Gary Clark had eight points and nine rebounds.
- » Johnson sank back-to-back 3-pointers -- he was 4 of 6 from distance overall -- to cap a 13-4 start for the Bearcats on their way to a 30-16 advantage at the break.
- » Tulane got to within 12 points, 37-25, early in the second half but could not get closer as Cincinnati continued to dominate. The Bearcats outrebounded Tulane 40-26 overall and finished with 47.2 percent shooting from the field compared to 34.8 percent for Tulane.
- » Louis Dabney led the Green Wave with 18 points.
- » Box scores from both meetings are available at the end of this notes packet.

## THURSDAY'S GAME:

### CINCINNATI 76, MEMPHIS 72

- » CINCINNATI (AP) - Troy Caupain scored a career-high 25 points and Cincinnati edged Memphis 76-72 on Thursday.
- » Caupain was 9 of 16 from the floor and perfect on six free throw attempts for the Bearcats. Shaq Thomas scored 18 points on 8-of-11 shooting and Octavius Ellis added 10. Cincinnati shot 50 percent despite making just 4 of 14 3-point attempts.
- » Memphis was led by Trahson Burrell with a career-high 24 points on 8-of-13 shooting. Avery Woodson scored 18 points -- with five 3-pointers -- and Shaq Goodwin added 13. The Tigers made 10 of 22 from beyond the arc. Ricky Tarrant Jr, who came in averaging 13.7 points, finished with two points.
- » Burrell's 3-pointers with 2:43 left drew Memphis to within two, at 72-70. The Tigers turned it over on their next possession, and then missed four straight 3-pointers down the stretch. Caupain made four consecutive free throws in the last 1:08 to ice it.

## CRONIN ON CUSP OF 200TH WIN

### AT CINCINNATI

- » Head coach Mick Cronin needs one more win to register his 200th victory as leader of the Cincinnati program.
- » Cronin enters Sunday's contest with Tulane with a 199-124 mark in his 10th season as head coach of the Bearcats.
- » The 199 wins rank second only to Bob Huggins (399) for most at Cincinnati.
- » Only one other active American Athletic Conference coach has 200 or more victories at his current institution. Temple's Fran Dunphy enters Sunday's game with SMU with a 203-115 record in his 10th season with the Owls.
- » Cronin is currently in his 13th season overall as a head coach, owning a 267-148 mark.
- » He also ranks as the winningest coach in the nation among active coaches his age (44) or younger and is listed among the top-10 most successful coaches under the age of 50.

### MOST COACHING VICTORIES AT CINCINNATI

NAME	RECORD (YEARS)
Bob Huggins	399-127 (1990-2005)
<b>Mick Cronin</b>	<b>199-124 (2007-Present)</b>
George Smith	154-56 (1953-1960)
Gale Catlett	126-44 (1973-1978)
Tay Baker	125-60 (1966-1972)

## WHO CARES WHO GETS THE POINTS?

- » Cincinnati continues its balanced-attack on the offensive end again this season. Eight players are averaging at least 5.5 points with two - Farad Cobb (11.5) and Troy Caupain (11.5) - averaging double figures.
- » The Bearcats has placed at least three players in double figures in 18 of 20 games this season. UC has had at least four players in double figures in seven games and placed a Cronin-era record eight players in double figures against Robert Morris (11/15).
- » For the second consecutive year, seven different players have led the Bearcats in scoring in at least one game this season.
- » Bearcat reserves have combined to score 28 or more points in nine games this season and have outscored opponents' bench players in 14 of 20 games to date.
- » Eight Bearcats are averaging at least 14.6 minutes a game.

## ELLIS NAMED TO WEEKLY HONOR ROLL

- » **Octavius Ellis** was named to The American's Weekly Honor Roll on Monday after averaging a team-high 13.5 points and 11.0 rebounds while shooting 52.9 percent (9 of 17) from the floor and 90.0 percent (9 of 10) from the free-throw line during a 1-1 week for the Bearcats.
- » Ellis registered his third double-double of the season against Houston on Jan. 13, posting 13 points on 5-of-10 shooting with a game-high 13 rebounds in a 70-59 home win over Houston. He nearly earned another double-double Saturday at Temple, contributing 14 points, nine rebounds and three blocks in the 67-65 double-overtime loss to the Owls.
- » Ellis has previously been named to The American's Weekly Honor Roll this season on Nov. 16 and Dec. 7.
- » Ellis, a preseason first team all-conference selection, ranks among The American leaders in field goal percentage (fifth at .574), blocks (sixth at 1.5) and rebounding (11th at 7.0).



- » **DOUBLE-DOUBLES:** Ellis has four double-doubles on the season: at Temple (13 points and 13 rebounds), vs. Houston (13 points and 13 rebounds), vs. Butler (16 points and 12 rebounds) and vs. Western Carolina (17 points and 10 rebounds).
- » Ellis scored 10 points against Memphis on Thursday marking the senior's 30th career double-digit scoring performance as a Bearcat.
- » Ellis did not start against Temple (12/29) - coaching decision - snapping a streak of 47 consecutive starts since returning to the Bearcats prior to last season. He responded with 12 points, seven rebounds off the bench against the Owls.
- » Ellis has been named to The American's Weekly Honor Roll twice this season. He also was named the MVP of the Barclays Center Classic after averaging 10.5 points and 8.0 rebounds in two games in Brooklyn.

## CINCINNATI'S AWARD WINNERS THIS SEASON

NAME	AWARD
Octavius Ellis	American Weekly Honor Roll (Jan. 18)
	American Weekly Honor Roll (Dec. 7)
	Barclays Center Classic MVP (Nov. 28)
	American Weekly Honor Roll (Nov. 16)
Farad Cobb	American Weekly Honor Roll (Jan. 4)
	American Weekly Honor Roll (Dec. 21)
	American Weekly Honor Roll (Nov. 23)
Jacob Evans	American Rookie of the Week (Dec. 28)
Troy Caupain	American Player of the Week (Nov. 30)
	Barclays Center Classic All-Tourney Team (Nov. 28)

## NO LIMITS IN COBB CITY

- » **Farad Cobb** ranks among the top three-point shooters in the nation entering the weekend. His .452 three-point shooting percentage ranks 22nd in the nation and second in The American.
- » Cobb ranks among the league leaders in three-pointers made (second at 2.6), steals (third at 1.4) and points (T-22nd at 11.9).
- » Cobb and Troy Caupain lead a balanced Bearcats offense, averaging 11.5 points. Cobb has scored in double figures in nine of the last 12 games and 14 times this season. He has tallied 20 or more points four times.
- » Cobb's .452 three-point shooting percentage through 20 games ranks as the second-highest in school history for a single season behind only Roger McClendon (.476 in 1986-87).
- » The senior has started the last 28 games for the Bearcats since Feb. 21, 2015 at Houston.
- » Cobb has been named to The American's Weekly Honor Roll three times this season, mostly recently on Jan. 4.
- » The senior guard scored a season-high 21 points with five three-pointers on 8-of-14 shooting from the field with four rebounds and two assists against Tulsa (1/2).
- » He tallied a game-high 20 points, shooting 5 of 8 from three-point range to go with three rebounds, two assists and two steals against Norfolk State (12/15).
- » Earlier this season he posted back-to-back 20-point efforts against Bowling Green (Nov. 18) and Arkansas-Pine Bluff (Nov. 22). He became the first player to score 20 or more points in consecutive games since Sean Kilpatrick tallied more than 20 points in three consecutive games during his senior season of 2013-14.

TOP THREE-POINT SHOOTING PERCENTAGES (SEASON)  
IN SCHOOL HISTORY

PCT	NAME	3FGM-A	YEAR
.476	Roger McClendon	80-168	1986-87
<b>.452</b>	<b>Farad Cobb</b>	<b>52-115</b>	<b>2015-16</b>
.438	Steve Sanders	53-121	1989-90
.437	Field Williams	90-206	2003-04
.431	Field Williams	59-137	2001-02

CLARK PUTTING TOGETHER  
STANDOUT SOPHOMORE SEASON

- » **Gary Clark** is building a solid resume for all-league honors this season.
- » The sophomore, who earned All-Rookie Team accolades a year ago, enters the weekend ranked among the league leaders in five categories: offensive rebounds (second at 3.8), field-goal percentage (fourth at .591), rebounds (fifth at 8.6), blocks (ninth at 1.3) and steals (eighth at 1.2).
- » Entering the weekend, only two league players rank among the conference's top 10 leaders in more statistical categories than Clark. SMU's Nic Moore and Memphis' Dedric Lawson rank among the top 10 leaders in six categories. Like Clark, Shaq Goodwin of Memphis, Daniel Hamilton of UConn and SMU's Ben Moore also rank among the top 10 in five categories.
- » Nationally, Clark ranks 18th in offensive rebounds (3.8) and 40th in total rebounds (171).
- » Clark has led the Bearcats in rebounding in nine of their last 14 games, grabbing 14 board apiece against Morgan State (12/6), Tulsa (1/2) and Temple (1/16).
- » **LEAGUE PLAY NUMBERS:** Since the start of league play Clark ranks among The American leaders in offensive rebounds (first, 5.3), rebounding (second at 9.3), field goal percentage (ninth at .510) and steals (10th at 1.4).
- » **DOUBLE-DOUBLES:** He has registered three double-doubles on the season, posting 13 points and 14 rebounds against Morgan State (12/6), 13 points and 11 rebounds at then-No. 15 SMU (1/7) and 12 points and 14 rebounds at Temple (1/16).
- » He has started all 54 games of his collegiate career.
- » Clark was named to The American's All-Rookie team last year. He was the league's only freshman to rank among the conference leaders in rebounds (third at 7.2), field goal percentage (sixth at .524) and blocks (sixth at 1.3). He finished fourth on the team in scoring at 7.8 points.

## CAUPAIN IS STEADY AT THE POINT

- » **Troy Caupain**, a junior who turned 20-years old at the end of November, ranks among The American's leaders in assist-to-turnover ratio (third at 2.5), assists (fourth at 4.4) and steals (15th at 1.1).
- » Caupain produced a career-high 25 points on 9-of-16 shooting against Memphis (1/21). He went 4 of 4 from the free-throw line inside the final 1:08 of the game to secure the win.
- » Other top offensive performances included scoring 19 points and seven assists against Temple (12/29), tallying 18 points against then-No. 11 Iowa State (12/22) and registering 17 points with four three-pointers against Nebraska (11/27).
- » Caupain has scored in double figures in 11 of the last 17 games.
- » He has handed out five or more assists 10 times this season, including a season-high nine against Robert Morris (11/15).

- » He has started 53 of 54 games since the beginning of his sophomore season (2014-15).
- » Caupain was named to the Barclays Center Classic All-Tournament Team and tabbed The American's Player of the Week (11/30) after averaging a team-high 16.0 points with eight threes, four steals and seven assists with only two turnovers in 96 minutes of play in wins over Southeastern Louisiana (11/24), Nebraska (11/27) and George Washington (11/28).

## FRESHMAN FACTOR

- » Four-star freshman **Jacob Evans** has been a solid contributor off the bench this season for the Bearcats.
- » He has played well in several big games this season, posting 16 points with four threes against RV/25 Butler (12/2); nine points, eight rebounds and three blocks at VCU (12/19); and 14 points and five rebounds against 11/9 Iowa State (12/22).
- » Evans' performance against the Cyclones earned the freshman The American's Rookie of the Week Award (Dec. 28).
- » He made his first collegiate start against Temple (12/29), contributing seven points, five rebound and two assists in 24 minutes.
- » Evans is averaging 7.0 points and 4.1 rebounds in 20.8 minutes for the Bearcats this season. He has scored in double figures in six games.
- » He logged a season-high 38 minutes in the 67-65 double-overtime loss at Temple (1/16), producing eight points and eight rebounds.

## FREE THROW STREAK AT 24 FOR EVANS

- » Jacob Evans enters Sunday's game against Tulane having made 24 consecutive free throws dating back to his final two free throw makes against Arkansas-Pine Bluff (11/22). He hasn't attempted a free throw in the last six games.
- » Former Bearcat Steve Logan (32 in 2000-01) owns the school record for consecutive free throws made. Bobby Brannen (31 in 1997-98) and Gary Yoder (30 in 1976-77) rank second and third, respectively.
- » Evans' streak of 24 consecutive made free throws is the longest among active players.

CONSECUTIVE FREE THROWS MADE IN CAREER  
AMONG ACTIVE PLAYERS

FTM	PLAYER	YEAR
24	Jacob Evans	2015-16
23	Troy Caupain	2014-15
22	Octavius Ellis	2014-15

## THOMAS' LONG TENURE AT CINCINNATI

- » **Shaq Thomas** is winding down his fifth season at Cincinnati likely to finish his career among the program's leaders in games played. He redshirted the 2011-12 campaign.
- » He enters Sunday's game having seen action in 121 games as a Bearcat and is on pace to finish among the top 10 players in games played in program history.
- » Thomas tied a career high scoring 18 on 8-of-11 shooting to go with six rebounds and two blocks against Memphis (1/21).
- » He is enjoying his best season as a Bearcat, averaging 7.4 points and 4.5 rebounds.



- » His 33 minutes played against Xavier tied a career high.
- » He has started 74 of 87 games since the beginning of the 2013-14 campaign.
- » As a redshirt senior, Thomas has seen the Bearcats compete in four NCAA tournaments (including the 2012 Sweet 16 [redshirt season]) and win a share of the 2013-14 American regular-season championship.

**CAREER GAMES PLAYED**

GMS	PLAYER	YEARS
140	Sean Kilpatrick	2011-2014
139	Cashmere Wright	2010-2013
137	Dion Dixon	2009-2012
136	Justin Jackson	2011-2014
135	Steve Logan	1999-2002
132	Larry Davis	2008-2011
	Yancy Gates	2008-2012
131	Keith Gregor	1993-1996
130	Darnell Burton	1994-1997
130	Jermaine Sanders	2012-2015
129	Bobby Brannen	1995-1998
	Leonard Stokes	2000-2003
	Jason Maxiell	2002-2005
	Deonta Vaughn	2007-2010
<b>121</b>	<b>Shaq Thomas</b>	<b>2013-Present</b>

**DEFENSIVE NUMBERS**

- » The Bearcats feature one of the nation's best defenses, allowing only 61.8 points this season - ranked 11th in the country through Jan. 21.
- » The Bearcats also rank nationally in total steals (12th with 169), blocks per game (19th at 5.6), steals per game (21st at 8.5) and offensive rebounds (30th at 13.7).
- » The Bearcats have held their opponents under 70 points in 52 of the last 58 games dating back to the 2013-14 season and in 109 of the last 122 contests (89.3 percent) since the start of the 2012-13 campaign.
- » The Bearcats have held their opponents under 50 percent shooting from the field in 146 of 159 games (91.8 percent) dating back to the start of the 2011-12 season.
- » UC has won 55 of its last 59 when scoring 60 or more points.
- » The Bearcats are 45-4 under Cronin when holding the opponent to 50 or fewer points.
- » UC held then-No. 12 Xavier more than 18 points below its scoring average this season in the Bearcats' 65-55 road loss on Dec. 12. The Musketeers had scored 90 or more points in three consecutive games enter the contest.
- » George Washington is currently averaging 75.1 points but managed 56 in UC's 61-56 win in the championship game of the Barclays Center Classic (Nov. 28).
- » The Bearcats held VCU's leading scorer, Melvin Johnson, to two points on 0-of-11 shooting from the field. He entered the contest averaging 19.6 points.
- » UC's 19 steals against Arkansas-Pine Bluff tied for fourth most in school history. UC held The American's leading scorer, Houston's Rob Gray, Jr. (18.6 points per game), to six points in the Bearcats' 70-59 win over the Cougars (1/13).
- » Nine players have at least 10 steals on the season.
- » The Bearcats are one of only six teams to rank among the nation's top-25 leaders in scoring defense each of the past three seasons.
- » UC has allowed its opponents a season scoring average of fewer than 60 points in four of the past five years.

**FIFTH THIRD ARENA RENOVATION APPROVED**

**CINCINNATI** - The University of Cincinnati Board of Trustees approved on Dec. 15 an \$87-million, privately funded renovation of Fifth Third Arena, home of the Bearcats men's and women's basketball and volleyball teams.

"It's a transformational day for UC Athletics and the University," Director of Athletics Mike Bohn said. "We are inspired by the passionate engagement from the Board of Trustees, campus leadership and key constituents who are making a bold commitment to our athletic program and the campus community."

"The cost of the project has grown due to complexities associated with renovating a 26-year-old building in line with our plan to construct a state-of-the-art arena that will be among the finest on-campus facilities in the nation."

Construction is scheduled to begin in April 2017 and be completed in fall 2018.

"Our entire University has grown and transformed into one of the best in the country over the past 15 years, both academically and aesthetically," Men's Basketball Head Coach Mick Cronin said. "This arena will be awesome. The planning has been meticulous and the first-class, new design is as good as I've seen across all of college basketball. This building is about our future and is a testament to the commitment our University and donors have toward our programs. Today is a great day if you love Bearcats Basketball."

The board previously approved \$2.2-million for the completion of the design development phase by Populous/Moody Nolan that resulted in the current detailed timeline.

Proposed improvements to the facility, built in 1989 and originally named the Myrl H. Shoemaker Center, include: the creation of a 360-degree seating bowl, new HD scoreboard, ribbon boards, sound system, an LED lighting system which will allow for enhanced gameday presentation, new restroom and concession facilities, a new upper-level concourse with its own fan amenities, expanded food and beverage options and a new main entrance and plaza with centralized ticketing and guest services. The renovated arena also will feature upgraded locker room spaces, expanded premium seating options, including a courtside club, arena club and concourse club as well as enclosed suites, loge seating, a new Bearcats Lounge and super suites.

"We have strong commitments through the silent giving phase, including long-term suite agreements," Bohn said. "We anticipate a continued high degree of interest from all levels of our loyal fan base."

Those interested in making a gift to the construction of the arena should contact the UCATS office at 513-556-0735.

Men's and women's basketball and volleyball home events will be conducted off campus during the 2017-18 season while construction is underway.



## DEFENSE WITHOUT FOULING

- » Cincinnati ranks 11th in the nation (through Jan. 21) for fewest fouls per game at 15.9. The Bearcats finished last season ranked 12th in the nation with 14.9 whistles called against them per contest.
- » The Bearcats committed a season-low 12 fouls against then-No. 11 Iowa State (12/22).
- » Then-No. 12 Xavier entered the Dec. 12 matchup with Cincinnati averaging 30.2 free throw attempts per game but attempted a season-low 12 against the Bearcats, who were called for 14 fouls during the contest.
- » Entering Friday, Cincinnati was one of six teams in the nation ranked among the top 25 in both scoring defense and fewest fouls per game.

## (NCAA STATISTICS THROUGH THURSDAY)

Team	Scoring Defense (Rank)/Fouls Per Game (Rank)
SMU	61.9 (13th)/14.6 (2nd)
Stony Brook	62.1 (14th)/15.0 (4th)
<b>Cincinnati</b>	<b>61.8 (T-11th)/15.9 (11th)</b>
St. Mary's (Calif.)	58.5 (3rd)/16.0 (T-12th)
Maryland	63.6 (24th)/16.2 (16th)
Clemson	62.7 (17th)/16.5 (21st)

## BEARCATS ON THE RUN

- » Cincinnati has strung together several impressive runs in nearly every game this season:

## NOTABLE BEARCAT RUNS

OPPONENT	RUN	HALF
Western Carolina (11/13)	11-1	First
	11-2	Second
Robert Morris (11/15)	31-4	First
	30-4	Second
at Bowling Green (11/18)	26-4	Second
Arkansas-Pine Bluff (11/22)	21-2	First
SE Louisiana (11/24)	10-2	First
vs. Nebraska (11/28)	10-2	Second
vs. George Washington (11/29)	11-3	First
Butler (12/2)	10-2	First
Morgan State (12/6)	22-4	First
at Xavier (12/12)	10-0	Second
Norfolk State (12/15)	15-0	First
	14-0	Second
at VCU (12/19)	9-2	Second
Iowa State (12/22)	11-1	Second
Tulsa (1/2)	18-2	First
at USF (1/10)	19-6	Second
Houston (1/13)	12-0	First
Houston (1/13)	11-3	Second
Memphis (1/21)	10-0	First

## TIP INS

- » Troy Caupain's career-best 25-point performance against Memphis on Thursday marked the most points scored by a Bearcat since Sean Kilpatrick matched a career high with 34 points against the Tigers on Senior Day at Cincinnati, March 6, 2014.
- » The Bearcat defense recorded eight or more blocks for the fourth time this season when they swatted eight shots against Memphis on Thursday. The eight blocks ties for the second-highest total this year behind only the 10-block performance against Butler (12/2).
- » The UC defense has forced 15 or more turnovers nine times this season.
- » The Bearcats have been out-rebounded by their opponents only twice this season (Houston 40-38 on 1/13 and Memphis 35-29 on 1/21). Cincinnati won both games, regardless.
- » In five of its six losses this season - Butler, Iowa State, Temple (twice) and at SMU - the Bearcats have held the lead at some point within the last five minutes of the game or in overtime. UC led Butler 73-72 with 1:11 to go before falling 78-76. The Bearcats led Iowa State 79-78 with 33 seconds left before dropping an 81-79 decision. UC also led Temple 63-62 with 5:05 to go in Cincinnati (12/29) before falling 77-70. UC led at No. 15 SMU 55-48 with 4:10 left before suffering a 59-57 setback. The Bearcats fought back from a five-point deficit with 3:31 to go in regulation at Temple (1/16). They had a one-point lead in the first overtime (60-59 with 46 seconds left) and a three-point lead in the second overtime (65-62 with 1:58 left) before falling to the Owls 67-65 [20T].
- » The Bearcats were ranked for six consecutive weeks from Nov. 23 through Dec. 28, climbing as high as No. 17 in both polls on Nov. 30. It marked the highest ranking in the AP poll since the of the 2013-14 campaign (ranked No. 13).
- » Cincinnati has been ranked in the AP poll at some point in five of the last six seasons, climbing as high as No. 7 during the 2013-14 campaign. The Bearcats were ranked for 13 weeks in both the AP and USA polls during the 2012-13 season - a Mick Cronin coaching-era high.
- » The Bearcats have posted a 2-4 record this season against teams that participated in the 2015 NCAA tournament, with wins over Robert Morris and VCU and losses to currently ranked squads Xavier, Butler, Iowa State and SMU.
- » The Bearcats have handed out 20 or more assists four times this season (32 vs. Robert Morris [11/15], 25 vs. Morgan State [12/6], 20 vs. Norfolk State [12/15], 20 vs. Tulsa [1/2]). Last season, UC posted 20 or more assists only once (vs. UCF, 2/25/15).
- » Cincinnati's 30 made free throws at VCU (12/19) were its most in a game since making 31 against Rutgers in a 71-51 home win on Jan. 11, 2014.
- » Cincinnati started 7-0 for the fourth time in the past six years. The Bearcats also started strong in 2010-11 (15-0), 2012-13 (12-0) and 2013-14 (7-0).
- » Octavius Ellis was named the MVP of the Barclays Center Classic (Nov. 28) while Troy Caupain was selected to the all-tournament team. Ellis averaged 10.5 points and 8.0 rebounds in Brooklyn. Caupain averaged 16.5 points and hit six threes in two games in Brooklyn.
- » The Bearcats attempted a school-record 59 free throws against Arkansas-Pine Bluff (11/22).
- » The Arkansas-Pine Bluff game (11/22) marked the 400th game for Mick Cronin as a collegiate head coach.

## FIFTH THIRD ADVANTAGE

- » Cincinnati is 42-7 at Fifth Third Arena since the start of the 2013-14 season. The Bearcats were 15-3 at home last season and 18-1 in 2013-14.
- » The Bearcats are 19-3 at Fifth Third Arena in American Athletic Conference games.
- » UC is 363-79 (.821) all time in Fifth Third Arena, home of the Bearcats since the 1989-90 campaign. UC is 127-45 (.738) at the facility during the Mick Cronin coaching era.
- » The Bearcats finished the 2013-14 home slate 18-1 at home, tying for the second-most single-season wins in the arena since UC was 18-2 in 1993-94. The arena record was set in 1997-98 (19-1).
- » UC won its first 17 home games in 2013-14 - the best start in Fifth Third Arena history - before dropping a 58-57 decision to then-No. 11 Louisville on Feb. 22, 2014.

## NOTABLES FROM THE ROBERT MORRIS WIN

- » Cincinnati's lopsided 106-44 win over Robert Morris (11/15) marked the largest margin of victory (62) of the Mick Cronin era and tied for the seventh largest in school history (2,693 games).
- » UC's 32 assists on 38 made baskets is a Cronin-era best and a Fifth Third Arena record.
- » UC's 18 steals ties for the fifth most in school history.
- » A Cronin-era record eight players found double figures, including four of the five starters.

## CUMBERLAND AND BROOKS

## SIGN WITH CINCINNATI

- » Guard Jarron Cumberland and center Nysier Brooks (nah-SEER) signed national letters of intent to attend the University of Cincinnati and play basketball for the Bearcats beginning with the 2016-17 season.
- » Cumberland, a 6-foot-5, 215-pound guard from Wilmington, Ohio, averaged 24.5 points, 7.5 rebounds and 3.3 assists as a junior at Wilmington High School last season. He helped lead the Hurricane to a 24-2 record while earning First Team Associated Press Division I All-Ohio accolades a year ago.
- » Cumberland has been evaluated as a four-star prospect and ranks among the top 100 players in the nation according to Rivals, ESPN, Scout and 247 Sports. He averaged 17.8 points, 5.4 rebounds, 2.0 assists and 1.8 steals during AAU action with King James (Ohio) this summer, later earning Third Team All-Peach Jam honors during Nike EYBL action.
- » "Jarron is a great young man from a wonderful family and is one of the best guards in the country," Cronin said. "He has size and skill, but what I love most about him is his toughness. He is a real competitor. We are very excited to sign the best player in Ohio, in my opinion. Jarron already bleeds Red and Black and our fans will love him."
- » Brooks, a 6-foot-10, 235-pound center from Philadelphia, Pennsylvania, posted double-double numbers at Life Center Academy (Burlington, New Jersey) last season, averaging 14 points and 12 rebounds to go along with four blocks. A three-star prospect according to all recruiting sites, Brooks is attending Advanced Prep International (API) in Dallas, Texas, during the 2015-16 academic year.



» “Nysier is a special young man,” Cronin said. “He has a maturity level that I’ve rarely seen in a high school player. He plays to win first and is all about what’s best for the team. He has great size and toughness and is a very important recruit for us considering that Coreontae (DeBerry) and Octavius (Ellis) graduate this year. Nysier is the perfect fit for our program and we are very excited he will be a Bearcat.”

## BEARCAT POINTS OF PRIDE

- » Cincinnati is one of 11 teams to make the NCAA tournament each of the past five seasons along with Duke, Gonzaga, Kansas, Louisville, Michigan State, North Carolina, Ohio State, San Diego State, VCU and Wisconsin.
- » The Bearcats are one of only six teams to rank among the nation’s top-25 leaders in scoring defense each of the past three seasons.
- » The Bearcats are seeking the program’s 30th NCAA tournament appearance this season. Only 18 teams in the nation enter the year with at least 30 trips to the Big Dance.
- » Cincinnati entered the season ranked 20th in the nation for most victories in program history with 1,705.
- » UC has won at least 22 games in each of the last five seasons, including a high mark of 27 victories during the 2013-14 season.
- » Cincinnati returns at least 88 percent of its scoring, field goals, rebounds, steals and blocks from last season.
- » Mick Cronin ranks as the winningest coach in the nation among active coaches his age (44) or younger and is listed among the top-10 most successful coaches under the age of 50.

## CINCINNATI TRADITION - BY THE NUMBERS

- » **2** National Titles (1961, 1962)
- » **6** Final Fours (1959-63, 1992)
- » **8** Elite Eights (Last: 1996)
- » **10** Sweet Sixteens (Last: 2012)
- » **29** NCAA Tournament Appearances
- » **19** NCAA Tournament Appearances since 1992
- » **10** NIT Appearances
- » **28** Conference Regular-Season Titles (Last: 2014)
- » **10** Conference Tournament Titles (Last: 2004 [C-USA])
- » **1,719** all-time wins (20th most in nation)
- » **30** All-Americans (Last: Sean Kilpatrick [2014])
- » **75** All-Conference Selections (Last: Octavius Ellis [2015])
- » **56** NBA Draft Picks (Last: Lance Stephenson [2010])
- » **49** members of 1,000-point club (T-9th most in nation)
- » **394** weeks ranked in AP Top 25 (12th most in nation)
- » **203** weeks ranked in AP Top 10
- » **45** weeks ranked No. 1
- » **2** Members of National Basketball Hall of Fame  
Jack Twyman & Oscar Robertson
- » **2** Olympic Gold Medalists  
Robertson (1960) & George Wilson (1964)

## SINCE THE START OF 2010-11

- » Following are some of the Bearcats’ accomplishments since the start of 2010-11:
- » Compiled a 139-55 overall mark.
- » Registered five 20-win seasons and three years with at least 26 victories.
- » Participated in the NCAA Tournament each season and advanced to the NCAA Sweet 16 in 2012.
- » Won a share of the 2013-14 American Athletic Conference regular-season championship (with Louisville).
- » Appeared in the 2012 BIG EAST Championship title game.

## -SEASON NOTES-

### BEARCATS PICKED TO FINISH THIRD IN THE AMERICAN

- » American Athletic Conference coaches picked Cincinnati to finish third in the league at preseason conference media day on Oct. 27.
- » Cincinnati received one first-place vote and 84 points overall to finish third behind defending league champion SMU (98 points) and UConn (87). The Mustangs were awarded eight first-place votes while the Huskies received two first-place votes.
- » Tulsa garnered 76 points for fourth place. Memphis was fifth with 59 points and Temple took sixth with 54 points. Houston (48), East Carolina (31), UCF (30), USF (20) and Tulane (11) rounded out the predicted order of finish.

### ELLIS, CAUPAIN RECEIVE PRESEASON ACCOLADES FROM LEAGUE COACHES

- » Octavius Ellis earned first team all-conference honors while Troy Caupain received second team all-league accolades from American coaches at the league’s media day on Oct. 27.
- » Ellis is the first Bearcat tabbed preseason all-conference first team since Sean Kilpatrick earned the distinction from coaches in The American prior to the start of the 2013-14 campaign.
- » Ellis led the Bearcats in scoring (9.9 points) and blocks (2.0) while ranking second in rebounding (7.2) during the 2014-15 season. He ranked as the only player in The American to be listed among the top four leaders in field goal percentage (third at .557), blocks (third at 2.0) and rebounding (fourth at 7.2).
- » Caupain averaged 9.6 points and a team-high 3.6 assists while shooting a league best 46.5 percent from three-point range during conference play a year ago.

## NEWS FROM THE WEIGHT ROOM

- » The 2015-16 Bearcats have made great strides in the weight room according to director of strength and conditioning Mike Rehfeldt.
- » **OCTAVIUS ELLIS** - Gained 15 pounds since last season while improving his max vertical reach to 12.2". Owns a 7'2.5" wing span.
- » **COREONTAE DEBERRY** - Lost 25 pounds and three percent body fat since the end of last season. Owns a 7'4" wingspan and possess large hands, measuring 12" from pinkie to thumb.
- » **SHAQ THOMAS** - Gained 10 pounds since last season and 36 pounds since enrolling. Owns a 43" max vertical and 36" no-step vertical.
- » **TROY CAUPAIN** - Gained 10 pounds since last season and owns the highest bench press on the team.

- » **KEVIN JOHNSON** - Gained 10 pounds since last season and 20 pounds since enrolling. Owns a 45.5" max vertical.
- » **GARY CLARK** - Gained 18 pounds since his freshman year. Owns a 41" max vertical and 37" no-step vertical.
- » **TRE SCOTT** - Gained 23 pounds since July. Owns a 43" max vertical and 37.5" no-step vertical.
- » **JUSTIN JENIFER** - Lost 15 pounds this summer while improving his agility by a second and sprint by 0.3 seconds.

## WHAT A DIFFERENCE A YEAR MAKES

- » After beginning the 2014-15 campaign with no returning starters, Cincinnati tips off the 2015-16 season with five returning starters, its top six scorers and nine lettermen.
- » Not to mention head coach Mick Cronin is back after missing all but the first nine games of the 2014-15 campaign due to a vascular condition known as arterial dissection.
- » Cincinnati returns at least 88 percent of its scoring, field goals, rebounds, steals and blocks from last season.

## BREAKING DOWN THE BEARCATS

### RETURNING NUMBERS

CATEGORY	RETURN	LOST	PCT. RETURN
Scoring	1,860	253	88.0%
Field Goals	674	87	88.6%
Three-Pointers	137	30	82.0%
Rebounding	950	127	88.2%
Blocks	180	5	97.3%
Steals	194	28	87.4%
Minutes	5,898	1,002	85.5%

## MICK CRONIN RADIO SHOW

- » The Mick Cronin Radio Show will air weekly on 700 WLW providing in-depth analysis of Bearcats basketball.
- » Coach Cronin is joined weekly by the Voice of the Bearcats, Dan Hoard and color analyst Chuck Machock.
- » The show takes place at the original Montgomery Inn, except during the month of December when it originates from the 700 WLW studios.

### THE MICK CRONIN RADIO SHOW SCHEDULE

Day	Date	Location	Time	Station
Mon.	Jan. 25	Original Montgomery Inn	8 p.m.	WLW^
Mon.	Feb. 1	Original Montgomery Inn	8 p.m.	WLW^
Wed.	Feb. 10	Original Montgomery Inn	8 p.m.	WLW
Mon.	Feb. 15	Original Montgomery Inn	8 p.m.	WLW
Mon.	Feb. 22	Original Montgomery Inn	8 p.m.	WLW
Mon.	Feb. 29	Original Montgomery Inn	8 p.m.	WLW
Mon.	Mar. 7	Original Montgomery Inn	8 p.m.	WLW
Mon.	Mar. 14	Original Montgomery Inn	8 p.m.	WLW
Mon.	Mar. 21	Original Montgomery Inn	8 p.m.	WLW*
Mon.	Mar. 28	Original Montgomery Inn	8 p.m.	WLW*
Mon.	Apr. 5	Original Montgomery Inn	8 p.m.	WLW *

(^) Show may be available on different station due to Bengals NFL playoff appearance. (\*) If necessary.

-GOBEARCATS.COM-





## THE CRONIN FILE

- » **Hometown:** Cincinnati, Ohio
- » **Alma Mater:** Cincinnati '97
- » **Family:** daughter, Samantha

## COACHING EXPERIENCE

- » **1998-2001:**  
Assistant Coach, Cincinnati
- » **2002-2003:**  
Associate Head Coach, Louisville
- » **2004-2006:**  
Head Coach, Murray State
- » **2007-Present:**  
Head Coach, Cincinnati

## AWARDS

- » 2014 American Athletic Conference Coach of the Year
- » 2014 NABC District 25 Coach of the Year
- » 2014 Finalist for USBWA Henry Iba Award
- » 2006 Ohio Valley Conference Coach of the Year

## NOTES & ACCOMPLISHMENTS

- » Cronin ranks as the nation's winningest college basketball coach age 44 or younger entering the 2015-16 campaign.
- » Cincinnati has compiled 138 wins since the start of 2010-11 season with five 20-win seasons, including three years with at least 26 victories.
- » The Bearcats are one of only 11 programs in the nation to appear in each of the last five NCAA Tournaments.
- » Cincinnati has ranked among the nation's top 25 defenses each of the last three seasons in scoring defense, field-goal percentage defense and blocks per game.
- » The Bearcats claimed the 2014 American Athletic Conference regular-season crown.
- » Murray State won the 2004 Ohio Valley Tournament crown and the 2006 OVC regular-season and tournament title.
- » Cronin has directed seven teams to the NCAA Tournament as a head coach and advanced 14 teams to the Big Dance as a head coach or assistant.

## CINCINNATI HEAD COACH MICK CRONIN

Adversity tends to bring out one's true colors – even with a college basketball program. And when Mick Cronin was forced to sit out most of the 2014-15 campaign for precautionary reasons due to a vascular condition known as arterial dissection, fans quickly learned the wherewithal of Cincinnati basketball.

A young team without any returning starters from the previous season overcame the loss of its head coach, won 23 games and managed to reach the NCAA tournament for a fifth consecutive year. But more importantly, the group's determination, toughness and togetherness illustrated the winning culture that has grown under Cronin's leadership.

Ever since Cronin was named head coach in March 2006, the Cincinnati native and UC alumnus has displayed a steadfast determination to return the Bearcats to national prominence. Facing a rebuilding job that started with a roster featuring only one returning letterman, Cronin's commitment never wavered. Even while competing within arguably the sport's toughest league ever organized – the old BIG EAST Conference.

Despite the surroundings, Cincinnati began the retooling process, becoming the only program from a major conference to improve its win total every season from 2007 to 2011, building from 11 wins in 2007 to 26 victories and a return to the NCAA tournament in 2011.

Now a fixture at the Big Dance, Cincinnati can include itself on an elite list of 11 programs appearing in each of the last five NCAA tournaments, along with Duke, Gonzaga, Kansas, Louisville, Michigan State, North Carolina, Ohio State, San Diego State, VCU and Wisconsin.

### FIVE CONSECUTIVE TRIPS TO THE NCAA TOURNAMENT

**2014-15:** A young, inexperienced group of newcomers and role players overcame the loss of its head coach due to health reasons and banded together to register a 23-11 mark and advance to the program's first third-round NCAA tournament appearance since 2012. UC finished third in the conference but swept league-winner SMU and registered a victory at second-place Tulsa (in the only meeting between the schools) to secure the school's fifth consecutive NCAA tournament invite. The Bearcats outlasted Purdue 66-65 in overtime in the second round of the NCAA tournament before falling to previously unbeaten Kentucky, 64-51.

**2013-14:** Cincinnati won a share of the inaugural American Athletic Conference regular-season crown, the program's first conference title since 2003-04, behind the efforts of AP All-American Sean Kilpatrick and league defensive player of the year Justin Jackson. Kilpatrick led The American with 20.6 points per game and Cronin was named The American's Coach of the Year in leading UC to a 27-7 record – its most wins since 2001-02. The Bearcats strung together 15 consecutive wins, including their first 11 league games. UC was listed among the top 15 teams in the AP poll during each of the last eight weeks of the regular season, climbing as high as seventh.

**2012-13:** Senior Cashmere Wright fought through nagging injuries and, along with fellow senior JaQuon Parker and junior Sean Kilpatrick, helped lead the Bearcats to a 22-12 overall record and third consecutive NCAA tournament appearance. Wright finished his career as UC's all-time steals leader (198) and Cronin claimed his 200th career coaching win. The Bearcats ranked sixth nationally with 6.1 blocks per game.

**2011-12:** Cincinnati advanced to the NCAA Sweet 16, registered 26 wins for the second consecutive season and defeated a school record eight nationally ranked teams, including No. 2 Syracuse in the semifinals of the BIG EAST Championship. The Bearcats posted a school-record 12 wins in the BIG EAST en route to tying for fourth place in the league standings and finishing as runners up in the league tournament. Yancy Gates capped off his career as one of only six players in program history to compile more than 1,400 points and 900 rebounds. The Bearcats outlasted Texas and Florida State before falling to Ohio State in the NCAA tournament.

**2010-11:** Cincinnati won its first 15 games of the season and closed strong with five victories in its last six regular-season contests to secure its first NCAA tournament appearance since 2005. Yancy Gates led the Bearcats with 11.9 points and 6.9 rebounds and Sean Kilpatrick was named to the BIG EAST All-Rookie team. UC defeated Missouri 78-63 before falling to eventual national champion UConn 69-58 in the third round of the NCAA tournament. The Bearcats finished 26-9 overall.

Cronin has guided Cincinnati to 137 wins since the start of the 2010-11 season, highlighting one of the most successful periods in program history with five 20-win seasons, including three years with at least 26 victories.

Tenacious defense and continuous all-out effort reflect the Bearcats' standard. Cincinnati is one of only six programs in the nation to rank among the top 25 in scoring defense in each of the last three seasons, joining Florida, Louisville, N.C. Central, Wofford and Wyoming. The Bearcats allowed only 55.8 points a game in 2014-15, the third fewest in school history (since 1960).

You can also find Cincinnati's name listed among the top 25 teams in field-goal percentage defense and blocks per game in each of the last three seasons. The 2012-13 Bearcats squad set Cronin-era high marks, ranking 14th in shooting defense (.387) and sixth in blocks (6.1).

In 10 seasons at Cincinnati, Cronin has compiled a 199-124 mark and owns a 268-148 record in his 13th year overall as a college head coach.

### PRIOR TO CINCINNATI

Success seems to follow Cronin, who came to Cincinnati after serving three years as head coach at Murray State (2004-06). As mentor of the Racers, Cronin compiled a 69-24 overall record while earning a pair of NCAA tournament berths.

In his debut season as head coach, Cronin directed Murray State to a school-best 28-6 record, the Ohio Valley Conference Tournament championship and an NCAA tournament appearance. His 28 wins were the sixth most in NCAA history for a first-year head coach at the time. He earned OVC Coach of the Year honors two seasons later, guiding Murray State to another OVC regular-season title, league tournament crown and NCAA tournament appearance with a 24-6 mark in 2005-06.

Prior to Murray State, Cronin built a sterling reputation for his ability to evaluate and recruit top talent. In his stint at UC as an assistant coach for Bob Huggins from 1997-2001, Cronin recruited several top players, including NBA Draft selections Steve Logan (Golden State); DerMarr Johnson (Atlanta); Pete Miceal (Dallas); Kenny Satterfield (Dallas); and Jason Maxiell (Detroit).

Following the 2000-01 season, Cronin became the associate head coach and recruiting coordinator at Louisville, under Rick Pitino. In his first year, Cronin helped attract a top-10 ranked recruiting class.

### COMMUNITY INVOLVEMENT

Cronin's passion for success on the court also carries over to the local community where he is committed to making a difference. He currently serves as a board member on the American Cancer Society's Coaches vs. Cancer of Southwest Ohio chapter.

He also assists with a major fundraising event - Soul of the City Soiree - for Our Daily Bread that has generated more than \$100,000 each of the past four years to assist the soup kitchen and community center in Cincinnati.

Cronin also annually speaks with the Young Executive Group of the Catholic Inner-City Schools Education (CISE) Fund. The group raises money from area corporations to help give children from low income urban settings the opportunity to attend Catholic schools.

During the 2013-14 season, Cronin also wrote a column in the Cincinnati Enquirer highlighting the dangers of texting while driving as part of the AT&T sponsored "It Can Wait" campaign. He spotlighted the campaign again during an on-campus awareness event in October 2014.

### PATH TO COACHING

Cronin has long held great pride in the Queen City, the University of Cincinnati and the sport of basketball. As a child growing up on the west side of town, he used to follow his father Harold "Hep" Cronin -- a highly successful local high school coach with more than 400 career wins -- around the gyms of Cincinnati. A product of LaSalle High School, Cronin had his playing career end sooner than expected due to a knee injury in high school.

That didn't stop his desire to find his place in basketball. While completing his undergraduate degree at UC, Cronin served as assistant varsity coach and head junior varsity coach at Woodward High School. He helped develop six players who went on to play Division I college basketball, including former Bearcat Damon Flint, who ranks among the top 25 scorers in program history.

Cronin made the jump from high school to college coaching during the 1996-97 season joining Huggins as video coordinator at UC. A year later, Cronin was elevated to an assistant coach for the Bearcats, setting the stage for his long tenure in college basketball.

Cronin resides in Cincinnati with his nine-year old daughter, Samantha.





## CRONIN'S YEARLY COACHING RECORD

SEASON	SCHOOL (CONF.)	POSITION	RECORD/CONF.	POSTSEASON (RECORD)
1996-97	Cincinnati (C-USA)	Video Coordinator		
1997-98	Cincinnati (C-USA)	Asst. Coach	27-6/14-2	NCAA West Regional (1-1)
1998-99	Cincinnati (C-USA)	Asst. Coach	27-6/12-4	NCAA East Regional (1-1)
1999-00	Cincinnati (C-USA)	Asst. Coach	29-4/16-0	NCAA South Regional (1-1)
2000-01	Cincinnati (C-USA)	Asst. Coach	25-10/11-5	NCAA West Regional Semis (2-1)
2001-02	Louisville (C-USA)	Assoc. Head Coach	19-13/8-8	NIT (1-1)
2002-03	Louisville (C-USA)	Assoc. Head Coach	25-7/11-5	NCAA East Reg. (1-1)
2003-04	Murray State (OVC)	Head Coach	28-6/14-2	NCAA Atlanta Reg. (0-1)
2004-05	Murray State (OVC)	Head Coach	17-11/11-5	---
2005-06	Murray State (OVC)	Head Coach	24-7/17-3	NCAA Washington Reg. (0-1)
<b>MURRAY STATE TOTALS</b>		<b>3 years</b>	<b>69-24/42-10</b>	<b>.742/.808</b>
2006-07	Cincinnati (BIG EAST)	Head Coach	11-19/2-14	---
2007-08	Cincinnati (BIG EAST)	Head Coach	13-19/8-10	Col. Basketball Invit. (0-1)
2008-09	Cincinnati (BIG EAST)	Head Coach	18-14/8-10	---
2009-10	Cincinnati (BIG EAST)	Head Coach	19-16/7-11	NIT (1-1)
2010-11	Cincinnati (BIG EAST)	Head Coach	26-9/11-7	NCAA Third Round (1-1)
2011-12	Cincinnati (BIG EAST)	Head Coach	26-11/12-6	NCAA East Regional Semis (2-1)
2012-13	Cincinnati (BIG EAST)	Head Coach	22-11/9-9	NCAA Second Round (0-1)
2013-14	Cincinnati (American)	Head Coach	27-7/15-3	NCAA Second Round (0-1)
2014-15	Cincinnati (American)	Head Coach	23-11/13-5	NCAA Third Round (1-1)
2015-16	Cincinnati (American)	Head Coach	14-6/4-3	
<b>CINCINNATI TOTALS</b>		<b>10th year</b>	<b>199-124/89-78</b>	<b>.616/.533</b>
<b>HEAD COACHING TOTALS</b>		<b>13th year</b>	<b>268-148/132-88</b>	<b>.644/.600</b>

## CRONIN'S RECORD AGAINST ALL OPPONENTS

SCHOOL	W-L	SCHOOL	W-L	SCHOOL	W-L
Alabama	1-0	Lipscomb	1-0	Southern Miss	1-0
Alabama State	1-0	Louisville	5-7	South Carolina Upstate	1-0
Appalachian State	1-0	Marquette	3-4	South Dakota	1-0
Arkansas-Little Rock	1-0	Marshall	1-1	St. Francis (Pa.)	2-0
<b>Arkansas-Pine Bluff</b>	<b>3-0</b>	Maryland	1-0	St. John's	5-6
Arkansas Tech	1-0	Maryland Eastern Shore	1-0	St. Mary's (Calif.)	0-1
Austin Peay	4-1	<b>Memphis</b>	<b>4-4</b>	Stony Brook	1-0
Belmont	0-1	Miami (Ohio)	5-0	Syracuse	2-6
<b>Bowling Green</b>	<b>1-1</b>	Middle Tennessee	2-0	Texas	1-0
Bradley	0-1	Mississippi State	1-0	TCU	1-0
<b>Butler</b>	<b>0-1</b>	Mississippi Valley State	1-0	<b>Temple</b>	<b>4-3</b>
Cal-State Bakersfield	1-0	Missouri	1-1	Tennessee	0-1
Cal-Davis	1-0	Morehead State	8-0	Tennessee State	5-1
Campbell	2-0	<b>Morgan State</b>	<b>1-0</b>	Tennessee Tech	3-2
Campbellsville	1-0	Mount St. Mary's	1-0	Tennessee-Martin	9-0
Central Michigan	1-0	<b>Nebraska</b>	<b>2-1</b>	Texas A&M-CC	1-1
Charleston Southern	1-0	New Mexico	0-2	Texas-San Antonio	2-0
Chicago State	3-0	<b>Norfolk State</b>	<b>1-0</b>	Texas Southern	2-0
Cincinnati	0-1	North Carolina	0-1	Toledo	2-0
Coastal Carolina	2-0	North Carolina A&T	1-0	<b>Tulane</b>	<b>1-1</b>
Creighton	0-1	North Carolina Central	2-0	<b>Tulsa</b>	<b>2-0</b>
Dayton	1-1	NC State	3-1	UAB	1-4
Delaware State	2-0	Northwestern State	1-0	<b>UCF</b>	<b>5-0</b>
DePaul	6-3	Notre Dame	3-7	<b>UConn</b>	<b>6-11</b>
<b>East Carolina</b>	<b>1-1</b>	Oakland	1-0	UMass Lowell	1-0
Eastern Illinois	6-1	Ohio	0-1	UNLV	1-0
Eastern Kentucky	6-1	Ohio State	0-2	USC Upstate	2-0
Fairfield	1-0	Oklahoma	2-0	<b>USF</b>	<b>9-4</b>
Florida A&M	1-0	Ole Miss	0-1	Utah Valley	1-0
Florida State	1-1	Oregon	1-0	Vanderbilt	1-0
Georgetown	6-6	Pittsburgh	4-8	Villanova	4-4
Georgetown College	1-0	Prairie View A&M	1-0	<b>VCU</b>	<b>1-1</b>
<b>George Washington</b>	<b>1-0</b>	Presbyterian	0-1	Wagner	2-0
Georgia	1-0	Providence	4-5	Weber State	1-0
Georgia Southern	1-0	Purdue	1-0	West Florida	1-0
Gonzaga	0-1	Radford	1-0	West Virginia	3-5
Harvard	0-1	Rice	2-0	<b>Western Carolina</b>	<b>2-0</b>
High Point	1-0	<b>Robert Morris</b>	<b>1-0</b>	Western Illinois	1-0
<b>Houston</b>	<b>5-0</b>	Rutgers	8-4	Western Kentucky	1-1
Howard	1-0	Samford	2-3	Winthrop	1-0
Illinois	0-1	San Diego State	1-0	Wofford	0-1
Illinois-Chicago	1-0	Savannah State	1-0	Wright State	3-0
Illinois State	0-1	Seton Hall	4-3	<b>Xavier</b>	<b>3-7</b>
<b>Iowa State</b>	<b>1-1</b>	SIU-Edwardsville	2-0		
IPFW	1-0	<b>SMU</b>	<b>3-2</b>	<b>2015-16 opponents in boldface</b>	
Jacksonville State	6-0	SE Missouri State	5-2		
Kennesaw State	1-0	Southern Illinois	1-2		
Kentucky	0-1	<b>SE Louisiana</b>	<b>1-0</b>		

## CINCINNATI'S DEFENSIVE NUMBERS UNDER CRONIN

## CINCINNATI'S DEFENSIVE STATISTICS DURING THE MICK CRONIN ERA (10TH SEASON; 2007-PRESENT)

YEAR	UC RECORD	OPP FGM-FGA	OPP FG%	OPP 3FGM-3FGA	OPP 3FG%	OPP PPG	GAMES ALLOWED <70 PTS	GAMES ALLOWED <60 PTS	GAMES ALLOWED <50 PTS	GAMES ALLOWED <40% FG	GAMES ALLOWED <35% FG	FORCED TURNOVERS	UC BLOCKS	UC STEALS
2006-07	11-19	685-1539	.445	231-612	.377	67.7	14	8	2	8	4	451	58	230
2007-08	13-19	717-1669	.430	209-621	.337	67.8	18	7	2	8	3	380	73	169
2008-09	18-14	752-1802	.417	186-581	.320	66.3	19	10	3	13	7	406	103	183
2009-10	19-16	807-1954	.413	230-676	.340	66.5	23	12	1	13	5	423	107	199
2010-11	26-9	735-1790	.411	171-529	.323	(9th) 59.6	30	18	<b>7</b>	17	7	492	129	258
2011-12	26-11	849-2063	.412	207-641	.323	(40th) 61.5	29	15	4	16	7	<b>518</b>	(44th) 170	(43rd) <b>298</b>
2012-13	22-12	716-1851	(14th) <b>.387</b>	171-562	(34th) <b>.304</b>	(22nd) 59.0	30	18	3	16	9	452	(7th) <b>208</b>	240
2013-14	<b>27-7</b>	690-1745	(19th) .395	182-568	.320	(4th) 58.4	31	19	6	19	8	485	(20th) 188	(24th) 268
2014-15	23-11	700-1804	(15th) .388	192-601	.319	(6th) <b>55.8</b>	<b>33</b>	<b>22</b>	<b>7</b>	<b>21</b>	<b>11</b>	409	(11th) 185	222
2015-16	14-6	447-1150	.389	143-409	.350	61.8	15	10	2	12	6	282	111	169

National ranking in parentheses; Cronin-era bests in **boldface**



## THE POLLS

ASSOCIATED PRESS POLL  
(Jan. 18)

Rk.	Team (First Place Votes)
1	Oklahoma (65)
2	North Carolina
3	Kansas
4	Villanova
5	Xavier
6	West Virginia
7	Maryland
8	SMU
9	Iowa
10	Texas A&M
11	Michigan State
12	Arizona
13	Virginia
13	Baylor
15	Miami (Fla.)
16	Providence
17	Louisville
18	Butler
19	Iowa State
20	Duke
21	USC
22	Purdue
23	Kentucky
24	South Carolina
25	Indiana

## OTHERS RECEIVING VOTES:

Pittsburgh 184, Clemson 53, Wichita St 38, Valparaiso 30, Notre Dame 14, Dayton 9, Saint Mary's 8, Gonzaga 5, Utah 3, Hawaii 3, Arkansas-Little Rock 1, Monmouth 1, Navy 1, Oregon 1.

USA TODAY COACHES POLL  
(Jan. 18)

Rk.	Team (First Place Votes)
1	Oklahoma (26)
2	North Carolina (4)
3	Kansas (1)
4	Villanova
5	Maryland
6	Xavier
7	West Virginia
8	Texas A&M
9	Iowa
10	Michigan State
11	Arizona
12	Duke
13	Virginia
14	Miami (Fla.)
15	Baylor
16	Louisville
17	Providence
18	South Carolina
19	Kentucky
20	Pittsburgh
21	Iowa State
22	Purdue
23	Indiana
24	Butler
25	USC

## OTHERS RECEIVING VOTES:

Gonzaga 35, Clemson 29, Dayton 29, Oregon 20, Valparaiso 16, Wichita St 16, Connecticut 12, Saint Mary's 10, Michigan 6, Washington 5, Arkansas-Little Rock 5, California 5, LSU 3, Monmouth 3, Seton Hall 2, UAB 1.

## CINCINNATI'S WEEKLY RANKINGS

Associated Press	Week	USA Today
RV	Preseason	RV
RV	Nov. 16	RV
24	Nov. 23	24
17	Nov. 30	17
23	Dec. 7	22
23	Dec. 14	20
22	Dec. 21	21
22	Dec. 28	23
RV	Jan. 4	RV
--	Jan. 11	RV
--	Jan. 18	--

## 2015-16 AMERICAN ATHLETIC CONFERENCE

2015-16 AMERICAN  
CONFERENCE STANDINGS (Thru Jan. 21)

Team	AAC	Pct.	Overall	Pct.
SMU	7-0	1.000	18-0	1.000
UCF	4-1	.800	10-6	.625
UConn	4-2	.667	13-5	.722
Tulsa	4-2	.667	12-6	.667
Temple	4-2	.667	10-7	.588
Memphis	3-2	.600	12-6	.667
<b>Cincinnati</b>	<b>4-3</b>	<b>.571</b>	<b>14-6</b>	<b>.700</b>
Houston	3-3	.500	13-5	.722
Tulane	1-6	.143	8-12	.400
East Carolina	0-6	.000	8-11	.421
USF	0-7	.000	3-17	.150

## 2015-16 COMPOSITE SCHEDULE

DATE	TIME (ET)	TV
<b>Saturday, Jan. 23</b>		
Georgetown at UConn	Noon	CBS
USF at Houston *	4 p.m.	CBSSN

<b>Sunday, Jan. 24</b>		
<b>Tulane at Cincinnati *</b>	<b>Noon</b>	<b>ESPNU</b>
SMU at Temple *	Noon	ESPN
East Carolina at Memphis *	2 p.m.	CBSSN
UCF at Tulsa *	3 p.m.	ESPN3

<b>Tuesday, Jan. 26</b>		
Memphis at UCF *	7 p.m.	CBSSN

<b>Wednesday, Jan. 27</b>		
Temple at East Carolina *	7 p.m.	ESPN3
Tulsa at Houston *	8 p.m.	ESPNEWS
USF at Tulane *	8 p.m.	ESPN3

<b>Thursday, Jan. 28</b>		
<b>Cincinnati at UConn *</b>	<b>7 p.m.</b>	<b>ESPNU</b>

<b>Saturday, Jan. 30</b>		
Houston at East Carolina *	Noon	ESPNEWS
Tulane at Tulsa *	6 p.m.	ESPNU
Memphis at SMU *	8 p.m.	ESPNU

<b>Sunday, Jan. 31</b>		
Temple at USF *	2 p.m.	CBSSN
UConn at UCF *	4 p.m.	CBSSN

<b>Monday, Feb. 1</b>		
SMU at Houston *	8 p.m.	CBSSN

<b>Thursday, Feb. 4</b>		
Tulsa at Temple *	7 p.m.	ESPNU
UCF at Tulane *	8 p.m.	ESPNEWS
<b>USF at Cincinnati *</b>	<b>8 p.m.</b>	<b>CBSSN</b>
UConn at Memphis *	9 p.m.	ESPN2

<b>Saturday, Feb. 6</b>		
<b>Cincinnati at Memphis*</b>	<b>Noon</b>	<b>ESPN2</b>
Temple at UCF *	Noon	ESPNU

<b>Sunday, Feb. 7</b>		
East Carolina at UConn *	Noon	CBSSN
SMU at USF *	2 p.m.	CBSSN
Houston at Tulsa *	3 p.m.	ESPNU

<b>Tuesday, Feb. 9</b>		
<b>Cincinnati at UCF *</b>	<b>7 p.m.</b>	<b>ESPNEWS</b>

CINCINNATI IN THE AMERICAN  
TEAM STATISTICS (Thru Jan. 21)

CATEGORY	[*NATIONAL] LEAGUE RANK (STAT)
Scoring .....	6th (74.2)
Scoring Defense.....	[11th] 1st (61.8)
Scoring Margin .....	[33rd] 3rd (+12.4)
Free Throw Pct. ....	6th (.706)
Field Goal Pct. ....	6th (.441)
Field Goal Pct. Defense.....	[21st] 3rd (.389)
3-Pt Field Goal Pct. ....	3rd (.349)
3-Pt Field Goal Pct. Defense.....	10th (.350)
Rebounding Offense.....	5th (39.5)
Rebounding Defense .....	2nd (33.5)
Rebounding Margin .....	2nd (+5.9)
Blocked Shots.....	[19th] 3rd (5.6)
Assists.....	2nd (15.9)
Steals .....	[21st] 1st (8.5)
Turnover Margin.....	3rd (+2.45)
Assist-to-Turnover Ratio .....	3rd (1.4)
Offensive Rebounds.....	[30th] 2nd (13.7)
Defensive Rebounds .....	7th (25.8)
3-Pt Field Goals Made.....	1st (7.4)

## INDIVIDUAL STATISTICS (FINAL)

PLAYER	[*NATIONAL] LEAGUE RANK (STAT)
<b>Scoring</b>	
Troy Caupain .....	T-22nd (11.5)
Farad Cobb.....	T-22nd (11.5)

<b>Rebounding</b>	
Gary Clark .....	5th (8.6)
Octavius Ellis .....	11th (7.0)

<b>Field Goal Shooting Percentage</b>	
Gary Clark .....	4th (.591)
Octavius Ellis .....	5th (.574)

<b>Assists</b>	
Troy Caupain .....	4th (4.4)

<b>Free Throw Percentage</b>	
Troy Caupain .....	12th (.783)

<b>Steals</b>	
Farad Cobb.....	3rd (1.4)
Gary Clark .....	8th (1.2)
Troy Caupain .....	15th (1.1)

<b>Three-Point Shooting Percentage</b>	
Farad Cobb.....	[22nd] 1st (.452)

<b>Three-Pointers Made</b>	
Farad Cobb.....	2nd (2.6)

<b>Blocked Shots</b>	
Octavius Ellis .....	6th (1.5)
Gary Clark .....	9th (1.3)
Coreontae DeBerry.....	13th (1.0)

<b>Assist-Turnover Ratio</b>	
Troy Caupain .....	3rd (2.5)

<b>Offensive Rebounds</b>	
Gary Clark .....	[18th] 2nd (3.8)
Octavius Ellis .....	8th (2.7)

<b>Defensive Rebounds</b>	
Gary Clark .....	11th (4.8)

\*National rankings through Jan. 21, 2015



## CINCINNATI'S RECORD WHEN

	06-07	07-08	08-09	09-10	10-11	11-12	12-13	13-14	14-15	15-16	TOTAL
Home games	10-8	10-7	13-5	13-5	15-3	14-4	13-5	18-1	15-3	9-3	128-44
Away games	0-9	3-11	4-7	2-9	7-4	7-5	5-5	7-3	6-5	3-3	44-61
Neutral site games	1-2	0-1	1-2	4-2	4-2	5-2	4-2	2-3	2-3	2-0	25-19
Conference games	2-14	8-10	8-10	7-11	11-7	12-6	9-9	15-3	13-5	4-3	89-78
vs. Top 25 teams	0-4	2-5	1-7	3-6	3-7	8-4	2-8	4-2	2-1	0-3	25-47
Overtime games	2-0	1-1	2-1	0-3	1-0	1-2	2-1	0-0	2-1	0-1	11-10
Lead at halftime	6-1	10-3	11-3	13-4	25-0	18-3	15-3	23-1	17-3	12-3	249-24
Trail at halftime	4-17	3-15	6-11	4-11	0-9	7-8	7-9	1-6	5-8	0-3	37-97
Tied at halftime	1-1	0-1	1-0	2-1	1-0	1-0	0-0	3-0	1-0	2-0	12-3
Lead with 10:00 remaining	10-1	9-1	14-1	13-3	26-0	18-4	19-1	23-1	20-3	14-2	220-17
Trail with 10:00 remaining	1-18	1-18	3-13	6-11	0-9	7-7	3-9	3-6	3-8	0-3	27-102
Tied with 10:00 remaining	0-0	3-0	1-0	0-2	0-0	1-0	0-2	1-0	0-0	0-1	6-5
Lead with 5:00 remaining	9-3	11-1	17-1	18-2	25-0	19-4	19-2	26-0	24-1	12-3	180-17
Trail with 5:00 remaining	0-16	2-17	1-13	0-13	0-9	5-7	2-9	1-7	0-8	0-3	11-102
Tied with 5:00 remaining	2-0	0-1	0-0	1-1	1-0	2-0	1-1	0-0	0-2	1-0	8-5
Lead with 2:00 remaining	10-2	11-1	16-0	18-2	25-1	23-2	19-2	25-1	23-1	12-3	183-15
Trail with 2:00 remaining	0-17	1-17	2-14	1-14	0-8	3-9	1-10	2-6	1-9	1-3	12-107
Tied with 2:00 remaining	1-0	1-1	0-0	0-0	1-0	0-0	2-0	0-0	0-1	0-0	5-2
Shoot better from the field	8-2	8-3	13-1	15-4	22-0	16-2	15-1	21-0	21-3	12-3	151-19
Shoot worse from the field	3-17	5-16	5-13	4-12	4-9	8-9	4-11	6-7	2-8	2-3	43-105
Shoot 50% or better	0-2	0-0	4-1	8-1	7-0	6-0	4-0	3-0	9-1	3-1	44-6
Shoot below 50%	11-17	13-19	14-13	11-15	16-8	20-11	18-12	24-7	14-9	9-5	150-116
Opp. shoots 50% or better	1-9	0-6	0-6	0-2	2-4	1-2	0-1	1-3	0-2	1-3	6-38
Opp. shoots below 50%	10-10	13-13	18-8	19-14	22-5	24-9	22-11	25-4	22-9	13-2	188-85
Opp. shoots below 40%	7-1	6-1	9-3	10-3	17-0	15-1	16-1	17-1	16-5	11-1	124-17
Make 7 or fewer 3-pointers	10-12	8-12	7-11	13-12	21-6	12-9	12-9	22-7	20-11	7-4	131-93
Make 8 or more 3-pointers	1-7	5-7	11-3	6-4	6-4	14-2	10-3	5-0	3-0	7-2	68-32
Shoot more FTs than opp.	7-3	6-3	12-1	11-2	22-2	16-4	16-3	20-2	20-6	8-2	138-28
Out-rebound the opponent	9-5	10-11	13-4	17-8	24-3	10-4	17-8	19-4	18-8	12-4	158-59
Opponent out-rebounds UC	2-14	3-7	2-9	2-8	2-5	13-6	3-4	8-2	3-3	2-0	40-58
Same number of rebounds	0-0	0-1	3-1	0-0	0-1	3-1	2-0	0-1	1-1	0-2	9-8
Commit fewer turnovers	7-11	4-5	9-3	7-6	16-6	22-5	14-4	16-4	13-3	11-1	119-48
Commit the same or more TOs	4-8	9-14	9-11	12-10	9-2	4-3	8-7	11-3	10-8	1-5	77-71
Commit 12 or fewer turnovers	7-9	4-7	5-4	5-5	10-5	17-7	8-8	20-4	13-5	8-2	97-56
Outscore opponents' bench	6-8	8-6	15-9	19-11	24-7	13-3	11-6	17-1	14-7	10-4	137-62
1-3 point games	1-4	5-5	2-0	4-5	2-1	5-4	2-3	4-2	1-4	1-4	37-32
4-5 point games	0-1	2-1	2-1	3-2	0-2	6-0	2-2	4-1	2-1	3-0	24-11
6-10 point games	5-2	2-6	5-6	4-4	7-2	5-3	7-4	2-2	8-1	1-2	46-32
11-19 point games	4-10	3-5	4-4	4-4	8-5	4-2	6-2	9-1	7-4	4-0	53-37
20-plus point games	1-2	1-2	5-3	4-1	9-1	7-1	5-1	8-1	5-1	5-0	50-13
Score 59 or fewer points	0-9	3-7	1-6	0-7	3-8	3-7	1-9	2-7	6-11	1-2	20-71
Score 60-69 points	6-7	8-7	4-6	9-4	9-1	7-4	9-3	11-0	9-0	4-1	75-33
Score 70 or more points	5-3	2-5	13-2	10-5	14-0	16-2	12-0	14-0	8-0	9-3	103-20
Hold opp. to 50 or fewer points	3-0	3-0	4-0	1-0	7-0	3-2	4-0	7-0	9-2	4-0	45-4
Hold opp. to 51-60 points	3-4	5-1	6-2	9-2	12-1	12-3	12-4	11-3	10-3	5-1	86-24
Hold opp. to 61-70 points	3-2	5-5	5-3	7-4	5-5	10-1	4-7	7-3	4-5	3-2	53-38
Opp. scores 70-plus points	2-13	0-13	3-9	2-10	2-3	1-5	2-1	2-1	0-1	1-3	15-59
November	5-1	4-2	5-1	4-1	5-0	4-2	6-0	6-0	5-1	7-0	51-8
December	4-3	1-5	5-2	5-2	9-0	6-1	7-1	5-2	4-2	3-4	49-22
January	1-7	5-4	4-4	5-4	4-4	5-4	4-3	9-0	6-2	4-2	47-34
February	1-7	3-3	4-3	2-5	4-3	6-2	2-5	4-2	5-4	0-0	31-34
March	0-1	0-5	0-4	3-4	4-2	5-2	2-3	3-3	3-2	0-0	20-26
Monday	0-0	1-0	3-2	2-2	2-0	2-1	2-2	1-0	0-0	0-0	13-7
Tuesday	0-2	1-1	1-2	4-2	3-0	2-0	4-0	6-0	5-1	2-2	28-10
Wednesday	4-5	4-5	4-1	7-3	9-1	7-0	3-1	2-0	5-1	2-1	47-18
Thursday	0-1	0-2	3-0	1-2	3-1	3-1	1-3	5-1	3-1	1-1	20-13
Friday	1-0	1-1	0-1	0-0	1-0	4-1	1-2	2-1	2-1	2-0	14-7
Saturday	5-7	6-5	6-5	5-3	8-4	5-7	10-2	8-5	5-6	3-2	60-52
Sunday	1-4	0-5	1-3	0-4	0-3	3-1	2-1	2-0	3-1	4-0	16-22

## BEARCATS STARTING LINEUPS

OPPONENT	UC STARTERS
<i>Grand Valley State (EXH.)</i>	<i>Caupain, Cobb, Thomas, Clark Ellis</i>
<i>Bellarmine (EXH.)</i>	<i>Caupain, Cobb, Thomas, Clark Ellis</i>
Western Carolina	Caupain, Cobb, Thomas, Clark Ellis
Robert Morris	Caupain, Cobb, Thomas, Clark Ellis
at Bowling Green	Caupain, Cobb, Thomas, Clark Ellis
Arkansas-Pine Bluff	Caupain, Cobb, Thomas, Clark Ellis
SE Louisiana	Caupain, Cobb, Thomas, Clark Ellis
vs. Nebraska	Caupain, Cobb, Thomas, Clark Ellis
vs. George Washington	Caupain, Cobb, Thomas, Clark Ellis
Butler	Caupain, Cobb, Thomas, Clark Ellis
Morgan State	Caupain, Cobb, Thomas, Clark Ellis
at Xavier	Caupain, Cobb, Thomas, Clark Ellis
Norfolk State	Caupain, Cobb, Thomas, Clark Ellis
at VCU	Caupain, Cobb, Thomas, Clark Ellis
Iowa State	Caupain, Cobb, Thomas, Clark Ellis
Temple	Caupain, Cobb, Evans, Clark, DeBerry
Tulsa	Caupain, Cobb, Thomas, Clark, Ellis
at SMU	Caupain, Cobb, Thomas, Clark, Ellis
at USF	Caupain, Cobb, Thomas, Clark, Ellis
Houston	Caupain, Cobb, Thomas, Clark, Ellis
at Temple	Caupain, Cobb, Thomas, Clark, Ellis
Memphis	Caupain, Cobb, Thomas, Clark, Ellis

## RECORD BY STARTING LINEUPS

UC STARTERS	RECORD
Caupain, Cobb, Thomas, Clark, Ellis	14-5
Caupain, Cobb, Evans, Clark, DeBerry	0-1



## SPECIALITY STATISTICS

OPPONENT	RESULT	IN PAINT	OFF TO	2ND CHANCE	FAST BREAK	BENCH
Western Carolina		26	16	10	4	26
at Cincinnati	W, 97-72	54	21	20	15	34
Robert Morris		14	10	4	10	21
at Cincinnati	W, 106-44	52	36	13	22	57
at Bowling Green		14	7	2	8	19
Cincinnati	W, 83-50	28	22	10	11	35
Arkansas-Pine Bluff		24	9	10	8	30
at Cincinnati	W-99-50	30	44	21	17	45
Southeastern Louisiana		18	16	8	0	10
at Cincinnati	W, 64-49	22	20	11	9	27
Nebraska		26	14	6	6	11
vs. Cincinnati	W, 65-61	26	9	22	2	14
George Washington		16	15	8	2	8
vs. Cincinnati	W, 61-56	24	3	12	0	17
Butler		30	16	5	4	21
at Cincinnati	L, 76-78	30	5	7	4	28
Morgan State		28	14	17	9	16
at Cincinnati	W, 87-66	50	23	26	11	29
at Xavier		34	19	14	11	17
Cincinnati	L, 55-65	24	11	8	4	10
Norfolk State		22	10	4	13	32
at Cincinnati	W, 75-59	24	18	23	2	17
at VCU		22	15	9	2	7
Cincinnati	W, 69-63	16	12	11	4	18
Iowa State		28	12	26	12	12
at Cincinnati	L, 79-81	34	3	22	0	28
Temple		22	9	19	2	24
at Cincinnati	L, 70-77	30	12	16	12	25
Tulsa		24	14	14	12	7
at Cincinnati	W, 76-57	20	16	19	9	30
at SMU		24	11	12	2	8
Cincinnati	L, 57-59	28	13	16	0	13
at USF		28	6	3	4	14
Cincinnati	W, 54-51	18	21	15	2	12
Houston		16	9	14	14	28
at Cincinnati	W, 70-59	30	18	17	0	28
at Temple		26	17	13	8	23
Cincinnati	L, 65-67 (2 OT)	36	8	16	4	16
Memphis		24	10	7	9	45
at Cincinnati	W, 76-72	38	16	9	6	13
Tulane						
at Cincinnati						
at UConn						
Cincinnati						
USF						
at Cincinnati						
at Memphis						
Cincinnati						
at UCF						
Cincinnati						
East Carolina						
at Cincinnati						
at Tulsa						
Cincinnati						
UConn						
at Cincinnati						
at East Carolina						
Cincinnati						
at Houston						
Cincinnati						
SMU						
at Cincinnati						
<b>Cincinnati Totals</b>		<b>614</b>	<b>331</b>	<b>314</b>	<b>134</b>	<b>496</b>
<b>Average</b>		<b>30.7</b>	<b>16.6</b>	<b>15.7</b>	<b>6.7</b>	<b>24.8</b>
<b>Opponents Totals</b>		<b>466</b>	<b>249</b>	<b>205</b>	<b>140</b>	<b>379</b>
<b>Average</b>		<b>23.3</b>	<b>12.4</b>	<b>10.2</b>	<b>7.0</b>	<b>18.9</b>

## OVERTIME RECORDS

UC'S OVERALL RECORD	54-52
1 OT Games	45-43
2 OT Games	8-8
3 OT Games	0-1
4 OT Games	0-1
7 OT Games	1-0

## RECORDS IN OVERTIME GAMES

Home	26-17	.605
Schmidlapp Gym	3-4	.429
Schmidt Fieldhouse	0-1	.000
Music Hall	0-1	.000
Armory Fieldhouse	5-4	.556
Cincinnati Gardens	3-2	.600
U.S. Bank Arena	3-1	.750
Fifth Third Arena	13-4	.765
Away	16-29	.356
Neutral	11-7	.611

**Current Streak:** Lost 1

**Longest Winning Streak:** 5 (Tay Baker - 1966-67)

**Longest Losing Streak:** 4 (Bob Ruess, 1943 - John Weithe, 1950)

- On Dec. 21, 1981 Cincinnati and Bradley played an NCAA-record 7-overtime game which UC won, 75-73.
- Cincinnati has been involved in two of the five NCAA tournament championship games to go into overtime. The Bearcats defeated Ohio State, 70-65, in 1961 but lost to Loyola (Ill.), 60-58, in 1963.
- In 1966-67, Cincinnati played six overtime games, winning five.

## UC COACHES IN OVERTIME GAMES

COACH (YEARS)	NO.	RECORD	PCT.
Bob Huggins (1989-2005)	25	14-11	.560
<b>Mick Cronin (2006-pres.)</b>	<b>21</b>	<b>11-10</b>	<b>.524</b>
Tay Baker (1965-72)	9	7-2	.778
Ed Jucker (1960-65)	9	4-5	.444
Ed Badger (1978-83)	8	3-5	.375
Tony Yates (1983-89)	7	2-5	.286
John Wiethe (1946-52)	5	1-4	.200
George Smith (1952-60)	4	3-1	.750
Gale Catlett (1972-78)	4	2-2	.500
Frank Rice (1928-32)	4	1-3	.250
Boyd Chambers (1918-28)	3	3-0	1.000
Clark Ballard (1939-42)	2	2-0	1.000
Andy Kennedy (2005-06)	2	1-1	.250
Tay Brown (1933-37)	2	0-2	.000
John Halliday (1932-33)	1	0-1	.000
Bob Ruess (1942-44)	1	0-1	.000
Walter Van Winkle (1937-39)	0	—	—
Ray Farnham (1944-46)	0	—	—

## OVERTIME GAMES IN MICK CRONIN ERA

1/20/07	W	UC 96, West Virginia 83	1	SC
2/28/07	W	UC 70, Seton Hall 67	1	SC
2/9/08	W	UC 72, Rutgers 68	1	SC
3/2/08	L	Providence 81, UC 79	1	A
12/20/08	W	UC 85, Eastern Kentucky 77	1	SC
2/7/09	W	UC 64, Georgetown 62	1	SC
3/7/09	L	Seton Hall 67, UC 63	1	SC
11/25/09	L	Gonzaga 61, UC 59	1	N
12/13/09	L	Xavier 83, UC 79	2	A
2/21/10	L	Marquette 79, UC 76	1	SC
2/19/11	W	UC 93, Providence 81	1	A
11/25/11	L	Marshall 73, UC 69	1	SC
1/21/12	L	West Virginia 77, UC 74	1	A
3/8/12	W	UC 72, Georgetown 70	2	N
1/19/13	W	UC 71, Marquette 69	1	SC
2/21/13	L	UConn 73, UC 66	1	A
3/9/13	W	UC 61, USF 53	1	SC
12/13/14	L	Nebraska 56, UC 55	2	A
12/17/14	W	UC 71, San Diego State 62	1	SC
3/19/15	W	UC 66, Purdue 65	1	N
1/16/16	L	Temple 67-65	2	A



## THE LAST TIME...

## TEAM

## 100 Points by a Team

By UC	106 vs. Robert Morris, 11/15/15
By Opponent	105 by UCLA (20T), 3/17/02

## 90-99 Points by a Team

By UC	99 vs. Arkansas-Pine Bluff, 11/22/15
By Opponent	95 at Marquette, 2/11/12

## 30-plus Point Win

By UC	49 vs. Arkansas-Pine Bluff, 11/22/15
By Opponent	38 (89-51) vs. Notre Dame, 3/10/11

## 60 Percent Shooting by a Team

By UC	.610 vs. Western Carolina, 11/13/15
By Opponent	.674 vs. Pittsburgh, 2/14/09

## 50 Percent Shooting by a Team

By UC	.500 vs. Temple, 12/29/15
By Opponent	.511 at USF, 1/10/16

## Cincinnati Played a Ranked Opponent

UC Win	62-54 at No. 23/23 SMU, 2/5/15
UC Loss	59-57 at No. 15 SMU, 1/7/16

## Overtime Game

UC Win	66-65 (OT) vs. Purdue, 3/19/15
UC Loss	56-55 (2OT) at Nebraska, 12/13/14

## Double Overtime Game

UC Win	72-70 (2OT) vs. Georgetown, 3/8/12
UC Loss	67-65 (2OT) at Temple, 1/16/16

## Triple Overtime Game

UC Win	75-73 (7OT*) vs. Bradley, 12/21/81
UC Loss	89-85 (4OT) vs. Memphis, 1/31/81

\* - NCAA record.

## INDIVIDUAL

## 40 Points by a Player

By UC	41, Steve Logan vs. Southern Mississippi, 2/15/02
By Opponent	41, Dell Curry, Virginia Tech, 1985-86

## 30 Points by a Player

By UC	34, Sean Kilpatrick vs. No. 20 Memphis, 3/6/14
By Opponent	33, Dalton Pepper, at Temple, 1/26/14

## 20 Rebounds by a Player

By UC	20, Cedric McGowan vs. DePaul, 1/4/06
By Opponent	four times

## 15 Rebounds by a Player

By UC	16, Gary Clark vs. East Carolina, 1/6/15
By Opponent	15, Greg Monroe, vs. Georgetown, 3/6/10

## Two Players with 20 or More Points in Same Game

By UC	Sean Kilpatrick(34), Titus Rubles (24) vs. No. 20 Memphis, 3/6/14
By Opponent	Elijah Pittman (20), D.D. Scarver (20) vs. Marshall, 12/15/10

## Three Players with 10 or More Rebounds in Same Game

By UC	Justin Jackson (13), Jermaine Sanders (13) & Sean Kilpatrick (10) vs. Chicago State, 12/23/13
-------	--

## Two Players with 10 or More Rebounds in Same Game

By UC	Coreontae DeBerry (12) and Gary Clark (10) at Bowling Green, 11/18/15
By Opponent	Jamarr Sanders (11) and Elijah Millsap (15) at UAB, 12/16/09

## 10 Assists by a Player

By UC	10, Cashmere Wright, vs. Marshall, 11/25/11
By Opponent	10, Chris Howard, at USF, 2/14/09

## Five Steals by a Player

By UC	5, Shaq Thomas, vs. Robert Morris, 11/15/15
By Opponent	5, Antonio Robinson, at East Carolina, 2/1/15

## Five Blocked Shots by a Player

By UC	6, Octavius Ellis at UConn, 1/10/15
By Opponent	5, Hamady Ndiaye, vs. Rutgers, 3/9/10

## Double-Double by a UC Player

UC Win	Octavius Ellis (13 pts., 13 rebs.) vs. Houston, 1/13/16
UC Loss	Gary Clark (12 pts., 14 rebs.) at Temple, 1/16/16

## Double-Doubles by Two UC Players

By UC	Justin Jackson (15 pts., 10 rebs.) & Titus Rubles (13 pts, 12 rebs) vs. Temple, 1/14/14
-------	---

## Double-Doubles by Three UC Players

By UC	Sean Kilpatrick (21 pts, 10 rebs), Justin Jackson (16 pts., 12 rebs.) & Jermaine Sanders (13 pts, 14 rebs) vs. Chicago State, 12/23/13
-------	--

## Triple-Double by a UC Player

By UC	Eric Hicks (22 pts., 12 rebs., 10 blks.) vs. Marquette, 1/7/06
-------	---

## UC Player Led Team in Points, Rebounds &amp; Assists

By UC	Sean Kilpatrick (26 pts., 12 rebs., 6 asst.) vs. SMU, 1/1/13
-------	---

## A Player Won a Game in the Final Seconds

By UC	Titus Rubles putback with 4 seconds left UC defeats Pittsburgh 44-43, 12/17/13
By Opponent	Roosevelt Jones layup with :00.1 left Butler defeats UC 78-76, 12/2/15

## Four Players Scored in Double Figures

By UC	Kevin Johnson (15), Gary Clark (14), Farad Cobb (14), Octavius Ellis (13) vs. Houston (1/13/16)
-------	---

## Five Players Scored in Double Figures

By UC	Farad Cobb (20), Octavius Ellis (12), Coreontae DeBerry (11), Gary Clark (10), Quadri Moore (10) vs. Arkansas-Pine Bluff, 11/22/15
-------	--

## Six Players Scored in Double Figures

By UC	Shaq Thomas (15), Gary Clark (13), Octavius Ellis (13) Farad Cobb (11), Coreontae DeBerry (11), Kevn Johnson (10) vs. Morgan State, 12/6/15
-------	---

## Seven Players Scored in Double Figures

By UC	Sean Kilpatrick (21), Justin Jackson (19), Jermaine Sanders (14), Shaquille Thomas (14), Ge'Lawn Guyn (10), Troy Caupain (10) & Kevin Johnson (10) vs. Chicago State, 12/23/13
-------	---

## Eight Players Scored in Double Figures

By UC	Farad Cobb (15), Shaq Thomas (14), Kevin Johnson (14), Coreontae DeBerry (12), Justin Jenifer (11), Quadri Moore (10), Jacob Evans (10), Octavius Ellis (10) vs. Robert Morris, 11/15/15
-------	---

## CRONIN ERA BESTS

## Most Points Scored

106 (W, 106-44)	vs. Robert Morris	11/15/15
102 (W, 102-60)	vs. Miss. Valley St.	11/13/12
102 (W, 102-62)	vs. Chicago State	12/23/13
101 (W, 101-53)	vs. Ark.-Pine Bluff	12/21/11
101 (W, 101-70)	vs. Radford	12/17/11

## Most Points Scored (Half)

60 (W, 99-50)	vs. Arkansas-Pine Bluff	(2nd) 11/22/15
59 (W, 97-84)	vs. No. 20 Memphis	(2nd) 3/6/14
59 (W, 102-60)	vs. Miss. Valley St.	(2nd) 11/13/12

## Highest FG Percentage

.647 (33-51)	vs. UCF	2/25/15
.632 (36-57)	vs. Campbell	11/20/13
.628 (27-43)	vs. St. John's	2/11/09
.610 (36-59)	vs. Western Carolina	11/13/15
.603 (38-63)	vs. Radford	12/17/11

## Highest 3-Pt. Percentage

.643 (9-14)	vs. Temple	1/17/14
.636 (7-11)	vs. Stony Brook	12/2/14
.600 (6-10)	vs. St. John's	2/11/09
.583 (7-12)	at No. 23/23 SMU	2/5/15
.583 (7-12)	at Georgetown	1/27/07
.583 (14-24)	vs. Central Michigan	11/25/06

## Most Rebounds

69	vs. Chicago State	12/23/13
56	at Temple (20T)	1/16/16
56	vs. North Carolina A&T	11/18/12

## Most Assists

32	vs. Robert Morris	11/15/15
27	vs. Toledo	11/18/09
25	vs. Chicago State	12/23/13
25	vs. Morgan State	12/6/15

## Most Blocked Shots

12	vs. Wagner	12/23/14
12	vs. Marquette	1/19/13
12	at DePaul	1/15/13
12	vs. North Carolina A&T	11/18/12
10	vs. Butler	12/2/15
10	at UConn	1/10/15
10	vs. Memphis	1/4/14
10	vs. Chicago State	12/23/13
10	vs. Wright State	12/22/12
10	vs. UT Martin	11/11/12
10	vs. Chicago State	12/23/11
10	vs. Alabama State	11/13/11
10	vs. Western Illinois	11/22/08

## Most Steals

23	vs. Ark.-Little Rock	12/6/12
19	vs. Ark.-Pine Bluff	11/22/15
18	vs. Robert Morris	11/15/15
16	vs. Ark.-Pine Bluff	12/21/11

## Most Forced Turnovers

32	vs. Ark.-Little Rock	12/6/12
32	vs. North Carolina State	12/23/06
30	vs. Ark.-Pine Bluff	11/22/15
29	vs. Robert Morris	11/15/15
29	vs. Ark.-Pine Bluff	12/21/11

## Fewest Points Allowed

34	vs. Dayton	11/27/10
37	vs. Saint Francis (Pa.)	11/14/14
39	vs. Howard	11/10/06
	at West Virginia	1/30/08
	vs. North Carolina A&T	11/18/12

## Fewest Points Allowed (Half)

13	vs. Marquette	1/19/13
14	vs. Alabama State	(1st) 11/13/11

## Lowest FG Percentage Allowed

.152 (10-66)	vs. North Carolina A&T	11/18/12
.200 (12-60)	vs. Dayton	11/27/10
.200 (10-50)	at West Virginia	1/30/08

## Lowest 3-Pt. FG Percentage Allowed

.000 (0-10)	at No. 24/22 Pittsburgh	12/31/12
.000 (0-4)	vs. Texas Southern	11/18/08
.045 (1-22)	at West Virginia	1/30/08
.063 (1-16)	vs. Providence	3/13/13
.091 (1-11)	vs. USF	2/2/14

## Biggest Win

62 (106-44)	vs. Robert Morris	11/15/15
54 (93-39)	vs. North Carolina A&T	11/18/12






**0** **QUADRI MOORE**  
F • 6-8 • 220 • SO-1L  
LINDEN, N.J.



**1** **JACOB EVANS III**  
G/F • 6-6 • 210 • FR-HS  
BATON ROUGE, LA.



**2** **OCTAVIUS ELLIS**  
F • 6-10 • 235 • SR-1L  
MEMPHIS, TENN.



**3** **JUSTIN JENIFER**  
G • 5-10 • 175 • FR-HS  
BALTIMORE, MD.



**10** **TROY CAUPAIN**  
G • 6-4 • 205 • JR-2L  
MIDLOTHIAN, VA.



**11** **GARY CLARK**  
F » 6-8 » 235 » SO-1L  
CLAYTON, N.C.




**13** **TRE SCOTT**  
F • 6-8 • 225 • FR-HS  
DARIEN, GA.



**21** **FARAD COBB**  
G • 6-1 • 170 • SR-1L  
WEST PALM BEACH, FLA.




**22** **COREONTAE DEBERRY**  
F • 6-9 • 265 • SR-1L  
HOLLAND, MICH.



**24** **SHAQ THOMAS**  
F • 6-7 • 210 • R-SR-3L  
PATERSON, N.J.



**25** **KEVIN JOHNSON**  
G • 6-3 • 180 • JR-2L  
CINCINNATI, OHIO



**32** **KYLE WASHINGTON**  
F • 6-9 • 240 • JR-TR  
CHAMPLIN, MINN.



**45** **ZACK TOBLER**  
F • 6-5 • 240 • JR-2L  
FORT MITCHELL, KY.



**MICK CRONIN**  
HEAD COACH



**LARRY DAVIS**  
ASSOCIATE HEAD COACH



**DARREN SAVINO**  
ASSISTANT COACH



**ANTWON JACKSON**  
ASSISTANT COACH



## CINCINNATI PLAYER SEASON &amp; CAREER HIGHS

## #0 - QUADRI MOORE

2015-16 SEASON		CAREER
10, 2x (last vs. Ark.-Pine Bluff, 11/22/15)	Pts	10, 3x (last vs. Ark.-Pine Bluff, 11/22/15)
7 vs. Robert Morris, 11/15/15	FG Atts	8 vs. Saint Francis, 11/14/14
5 vs. Robert Morris, 11/15/15	FG Made	5 vs. Robert Morris, 11/15/15
3 vs. Tulsa, 1/2/16	3PT-FG Atts	3, 2x (last vs. Tulsa, 1/2/16)
2 vs. Tulsa, 1/2/16	3PT-FG Made	2, 2x (last vs. Tulsa, 1/2/16)
8 vs. Ark.-Pine Bluff, 11/22/15	FT Atts	8 vs. Ark.-Pine Bluff, 11/22/15
6 vs. Ark.-Pine Bluff, 11/22/15	FT Made	6, 2x (last vs. Ark.-Pine Bluff, 11/22/15)
8 vs. Ark.-Pine Bluff, 11/22/15	Rebs	8 vs. Ark.-Pine Bluff, 11/22/15
1, 2x (last vs. Morgan State, 12/6/15)	Assts	2 vs. Stony Brook, 12/2/14
3 vs. Ark.-Pine Bluff, 11/22/15	Stls	3 vs. Ark.-Pine Bluff, 11/22/15
1 at Bowling Green, 11/18/15	Blks	2 vs. Wagner, 12/23/14
18 at SMU, 1/7/16	Mins	18, 2x (last at SMU, 1/7/16)

## #1 - JACOB EVANS III

2015-16 SEASON		CAREER
16 vs. Butler, 12/2/15a	Pts	16 vs. Butler, 12/2/15
13 vs. Butler, 12/2/15	FG Atts	13 vs. Butler, 12/2/15
6 vs. Butler, 12/2/15	FG Made	6 vs. Butler, 12/2/15
10 vs. Butler, 12/2/15	3PT-FG Atts	10 vs. Butler, 12/2/15
4 vs. Butler, 12/2/15	3PT-FG Made	4 vs. Butler, 12/2/15
6, 2x (last vs. Norfolk State, 12/15/15)	FT Atts	6, 2x (last vs. Norfolk State, 12/15/15)
6 vs. Norfolk State, 12/15/15	FT Made	6 vs. Norfolk State, 12/15/15
8, 2x (last at Temple, 1/16/16)	Rebs	8, 2x (last at Temple, 1/16/16)
4, 3x (last at Temple, 1/16/16)	Assts	4, 3x (last at Temple, 1/16/16)
3 vs. Robert Morris, 11/15/15	Stls	3 vs. Robert Morris, 11/15/15
3 at VCU, 12/19/15	Blks	3 at VCU, 12/19/15
38, at Temple, 1/16/16	Mins	38, at Temple, 1/16/16

## #2 - OCTAVIUS ELLIS

2015-16 SEASON		CAREER
17 vs. Western Carolina, 11/13/15	Pts	20 vs. UCF, 2/25/15
12 vs. Butler, 12/2/15	FG Atts	12, 2x (last 12 vs. Butler, 12/2/15)
8 vs. Western Carolina, 11/13/15	FG Made	8 vs. Western Carolina, 11/13/15
0	3PT-FG Atts	1 vs. USF, 2/7/15
0	3PT-FG Made	0
14 vs. Ark.-Pine Bluff, 11/22/15	FT Atts	14 vs. Ark.-Pine Bluff, 11/22/15
8, 2x (last vs. Butler, 12/2/15)	FT Made	10, vs. Morehead State, 11/19/14
13 vs. Houston, 1/13/15	Rebs	14 at East Carolina, 2/1/15
5 vs. Norfolk State, 12/15/15	Assts	5 vs. Norfolk State, 12/15/15
4 vs. Western Carolina, 11/13/15	Stls	4 vs. Western Carolina, 11/13/15
3, 4x (last at Temple, 1/16/16)	Blks	6 at UConn, 1/10/15
33 at Temple, 1/16/16	Mins	40- vs. San Diego State, 12/17/14

## #3 - JUSTIN JENIFER

2015-16 SEASON		CAREER
11 vs. Robert Morris, 11/15/15	Pts	11 vs. Robert Morris, 11/15/15
6, 3x (last vs. Morgan State, 12/6/15)	FG Atts	6, 3x (last vs. Morgan State, 12/6/15)
3, 3x (last vs. Ark.-Pine Bluff, 11/22/15)	FG Made	3, 3x (last vs. Ark.-Pine Bluff, 11/22/15)
4 vs. Ark.-Pine Bluff, 11/22/15	3PT-FG Atts	4 vs. Ark.-Pine Bluff, 11/22/15
2 vs. Ark.-Pine Bluff, 11/22/15	3PT-FG Made	2 vs. Ark.-Pine Bluff, 11/22/15
6 vs. Robert Morris, 11/15/15	FT Atts	6 vs. Robert Morris, 11/15/15
6 vs. Robert Morris, 11/15/15	FT Made	6 vs. Robert Morris, 11/15/15
3 vs. Western Carolina, 11/13/15	Rebs	3 vs. Western Carolina, 11/13/15
9 vs. Robert Morris, 11/15/15	Assts	9 vs. Robert Morris, 11/15/15
3 at Bowling Green, 11/18/15	Stls	3 at Bowling Green, 11/18/15
0	Blks	0
19, 2x (last vs. Ark.-Pine Bluff, 11/22/15)	Mins	19, 2x (last vs. Ark.-Pine Bluff, 11/22/15)

## #10 - TROY CAUPAIN

2015-16 SEASON		CAREER
25 vs. Memphis, 1/21/16	Pts	25 vs. Memphis, 1/21/16
16, 2x (last vs. Memphis, 1/21/16)	FG Atts	16, 2x (last vs. Memphis, 1/21/16)
9 vs. Memphis, 1/21/16	FG Made	9 vs. Memphis, 1/21/16
9 at Xavier, 12/12/15	3PT-FG Atts	9 at Xavier, 12/12/15
4, 2x (last at USF, 1/10/16)	3PT-FG Made	4, 2x (last at USF, 1/10/16)
6, 3x (last vs. Memphis, 1/21/16)	FT Atts	11 vs. Morehead State, 11/19/14
6 vs. Memphis, 1/21/16	FT Made	8 vs. Morehead State, 11/19/14
6 at USF, 1/10/16	Rebs	6, 6x (last at USF, 1/10/16)
9 vs. Robert Morris, 11/15/15	Assts	9, 2x (last vs. Robert Morris, 11/15/15)
3, 2x (last at USF, 1/10/16)	Stls	5 at Nebraska, 12/13/14
1, 6x (last vs. Houston, 1/13/16)	Blks	2 vs. UConn, 1/29/15
37 at VCU, 12/19/15	Mins	45 at Nebraska, 12/13/14

## #11 - GARY CLARK

2015-16 SEASON		CAREER
21 vs. Western Carolina, 11/13/15	Pts	21 vs. Western Carolina, 11/13/15
11 vs. Norfolk State, 12/15/15	FG Atts	12 vs. UConn, 1/29/15
9, 2x (last vs. Norfolk State, 12/15/15)	FG Made	9, 2x (last vs. Norfolk State, 12/15/15)
1, 8x (last at Temple, 1/16/16)	3PT-FG Atts	1, 13x (last at Temple, 1/16/16)
2 vs. Morgan State, 12/6/15	3PT-FG Made	2 vs. Morgan State, 12/6/15
8 at VCU, 12/19/15	FT Atts	8 at VCU, 12/19/15
7 at VCU, 12/19/15	FT Made	7 at VCU, 12/19/15
14, 3x (last at Temple, 1/16/16)	Rebs	16 vs. East Carolina, 1/6/15
6 vs. Houston, 1/13/16	Assts	6 vs. Houston, 1/13/16
5 at SMU, 1/7/16	Stls	5 at SMU, 1/7/16
4 vs. Memphis, 1/21/16	Blks	4, 3x (last vs. Memphis, 1/21/16)
37 vs. SE Louisiana, 11/24/15	Mins	37 vs. SE Louisiana, 11/24/15

## #13 - TRE SCOTT

2015-16 Season		Career
0	Pts	0
0	FG Atts	0
0	FG Made	0
0	3PT-FG Atts	0
0	3PT-FG Made	0
0	FT Atts	0
0	FT Made	0
0	Rebs	0
0	Assts	0
0	Stls	0
0	Blks	0
0	Mins	0

## #21 - FARAD COBB

2015-16 SEASON		CAREER
21 vs. Tulsa (1/2/16)	Pts	24 vs. Morehead State, 11/19/14
14, 4x (last vs. Tulsa, 1/2/16)	FG Atts	14, 5x (last vs. Tulsa, 1/2/16)
8 vs. Tulsa (1/2/16)	FG Made	9 at Tulsa, 3/4/15
11 at Bowling Green, 11/18/15	3PT-FG Atts	11 at Bowling Green, 11/18/15
6, 2x (last at SMU, 1/7/16)	3PT-FG Made	7 vs. Kansas (at Chattanooga), 11/15/12
4 at VCU, 12/19/15	FT Atts	6 vs. Memphis, 3/8/15
4 at VCU, 12/19/15	FT Made	6 vs. Memphis, 3/8/15
4, 2x (last vs. Tulsa, 1/2/16)	Rebs	7 vs. Tulane, 2/14/15
4 vs. Memphis, 1/21/16	Assts	4, 3x (last vs. Memphis, 1/21/16)
4, 2x (last at SMU, 1/7/16)	Stls	5 at Houston, 2/21/15
1 vs. Western Carolina, 11/13/15	Blks	1, 5x (last vs. Western Carolina, 11/13/15)
38 at Temple, 1/16/16	Mins	38 at Temple, 1/16/16

## #22 - COREONTAE DEBERRY

2015-16 SEASON		CAREER
12, 2x (last vs. Robert Morris, 11/15/15)	Pts	13 vs. Purdue, 3/19/15
9 vs. Robert Morris, 11/15/15	FG Atts	13 vs. Purdue, 3/19/15
4, 3x (last vs. Morgan State, 12/6/15)	FG Made	13 vs. Purdue, 3/19/15
0	3PT-FG Atts	0
0	3PT-FG Made	0
9 vs. Ark.-Pine Bluff, 11/22/15	FT Atts	9 vs. Ark.-Pine Bluff, 11/22/15
5 vs. Ark.-Pine Bluff, 11/22/15	FT Made	5 vs. Ark.-Pine Bluff, 11/22/15
12 at Bowling Green, 11/18/15	Rebs	12 at Bowling Green, 11/18/15
1, 4x (last vs. Temple, 12/29/15)	Assts	1, 6x (last vs. Temple, 12/29/15)
3 vs. Ark.-Pine Bluff, 11/22/15	Stls	3 vs. Ark.-Pine Bluff, 11/22/15
4 vs. Butler, 12/2/15	Blks	4 vs. Butler, 12/2/15
22 at Bowling Green, 11/18/15	Mins	26, vs. Purdue, 3/19/15

## #24 - SHAQ THOMAS

2015-16 SEASON		CAREER
18 vs. Memphis, 1/21/16	Pts	18, 2x (last vs. Memphis, 1/21/16)
11, 2x (last vs. Memphis, 1/21/16)	FG Atts	11, 3x (last vs. Memphis, 1/21/16)
8 vs. Memphis, 1/21/16	FG Made	8 vs. Memphis, 1/21/16
4, 2x (last vs. Temple, 12/29/15)	3PT-FG Atts	4, 2x (last vs. Temple, 12/29/15)
2, 2x (last vs. Temple, 12/29/15)	3PT-FG Made	2, 2x (last vs. Temple, 12/29/15)
7 vs. Western Carolina, 11/13/15	FT Atts	8, 2x (last at Houston, 2/21/15)
4, 3x (last at USF, 1/10/16)	FT Made	7, at Houston, 2/21/15
9 vs. Morgan State, 12/6/15	Rebs	9, 2x (last vs. Morgan State, 12/6/15)
4 vs. Morgan State, 12/6/15	Assts	5, 2x (last vs. UCF, 1/23/14)
5 vs. Robert Morris, 11/15/15	Stls	5 vs. Robert Morris, 11/15/15
2, 4x (last vs. Memphis, 1/21/16)	Blks	2, 7x (last vs. Memphis, 1/21/16)
33 at Xavier, 12/12/15	Mins	38 at Houston, 2/21/15

## #25 - KEVIN JOHNSON

2015-16 SEASON		CAREER
15 vs. Houston, 1/13/16	Pts	15, 2x (last vs. Houston, 1/13/16)
14 vs. Robert Morris, 11/15/15	FG Atts	14 vs. Robert Morris, 11/15/15
5, 2x (last vs. Houston, 1/13/16)	FG Made	5, 5x (last vs. Houston, 1/13/16)
9, 2x (last vs. Houston, 1/13/16)	3PT-FG Atts	9, 2x (last vs. Houston, 1/13/16)
4, 2x (last vs. Houston, 1/13/16)	3PT-FG Made	4, 4x 2x (last vs. Houston, 1/13/16)
4 at VCU, 12/19/15	FT Atts	6, 2x (last vs. Memphis, 3/8/15)
4 at VCU, 12/19/15	FT Made	5, vs. Chicago State, 12/23/13
6 at Temple, 1/16/16	Rebs	6 at Temple, 1/16/16
4 at Temple, 1/16/16	Assts	4 at Temple, 1/16/16
3 vs. Memphis, 1/21/16	Stls	4 vs. Wagner, 12/23/14
0	Blks	2 vs. Stony Brook, 12/2/14
25 vs. George Washington, 11/28/15	Mins	36 at Temple, 2/10/15

## #45 - ZACK TOBLER

2015-16 SEASON		CAREER
5 vs. Ark.-Pine Bluff, 11/22/15	Pts	5 vs. Ark.-Pine Bluff, 11/22/15
1, 3x (last vs. Ark.-Pine Bluff, 11/22/15)	FG Atts	1, 9x (last vs. Ark.-Pine Bluff, 11/22/15)
1 vs. Western Carolina, 11/13/15	FG Made	1, 2x (last vs. Western Carolina, 11/13/15)
0	3PT-FG Atts	1, 3x (last vs. Houston, 1/13/15)
0	3PT-FG Made	0
6 vs. Ark.-Pine Bluff, 11/22/15	FT Atts	6 vs. Ark.-Pine Bluff, 11/22/15
5 vs. Ark.-Pine Bluff, 11/22/15	FT Made	5 vs. Ark.-Pine Bluff, 11/22/15
2 vs. Ark.-Pine Bluff, 11/22/15	Rebs	2 vs. Ark.-Pine Bluff, 11/22/15
1 vs. Robert Morris, 11/15/15	Assts	1 vs. Robert Morris, 11/15/15
0	Stls	0
0	Blks	0
4 vs. Ark.-Pine Bluff, 11/22/15	Mins	4, 2x (last vs. Ark.-Pine Bluff, 11/22/15)





# #0 QUADRI MOORE

FORWARD • 6-8 • 220 • SOPHOMORE • 1L • LINDEN, N.J. (LINDEN HIGH SCHOOL)

## MOMENTS

» Scored a season-high 10 points, making all six attempts from the free-throw line against Wagner (12/23/14)

» Connected on a trio of threes in tallying nine points against Saint Francis (11/14/14)

**2015-16 Season (Sophomore):** Tied a career-high playing 18 minutes at SMU (1/7) ... scored eight points with a pair of threes against Tulsa (1/2) ... posted 10 points, a career-high eight rebounds and three steals in 14 minutes against Arkansas-Pine Bluff (11/22) ... tied a career-high with 10 points on 5-of-7 shooting with a career-high four rebounds against Robert Morris (11/15).

**2014-15 Season (Freshman):** Played in 26 games as a reserve, averaging 2.2 points and 1.1 rebounds in 8.2 minutes ... shot 73.3 percent (11 of 15) from the free-throw line for the season ... scored six or more points in six games on the year ... posted a season-high 10 points, going 6 of 6 from the free-throw line with two blocks and two steals against Wagner (12/23).

**Prior to Cincinnati:** Averaged 16.3 points, 6.9 rebounds and 1.1 blocks as a senior while helping lead Linden to the 2014 Group 4A state title and NJSIAA Tournament of Champions semifinals ... named 2014 First Team All-State and Union County Player of the Year by the New Jersey Star Ledger ... tallied 22 points, 21 rebounds and five blocks in the Group 4A state title championship game against Trenton ... averaged 14.6 points, 5.7 rebounds and 1.1 blocks while making 19 three-pointers as a junior... tabbed a three-start prospect and ranked among the nation's top 150 players by Rivals, Scout and ESPN.

**Personal:** Born Nov. 22, 1994 in Linden, New Jersey ... Son of Karine Marable and Zahir Moore ... Has one brother, Zahir Jr. ... right-handed ... first name pronounced "qua-DREE."

## SEASON & CAREER STATISTICS

2015-16 SEASON		CAREER
10, 2x (last vs. Ark.-Pine Bluff, 11/22/15)	Pts	10, 3x (last vs. Ark.-Pine Bluff, 11/22/15)
7 vs. Robert Morris, 11/15/15	FG Atts	8 vs. Saint Francis, 11/14/14
5 vs. Robert Morris, 11/15/15	FG Made	5 vs. Robert Morris, 11/15/15
3 vs. Tulsa, 1/2/16	3PT-FG Atts	3, 2x (last vs. Tulsa, 1/2/16)
2 vs. Tulsa, 1/2/16	3PT-FG Made	2, 2x (last vs. Tulsa, 1/2/16)
8 vs. Ark.-Pine Bluff, 11/22/15	FT Atts	8 vs. Ark.-Pine Bluff, 11/22/15
6 vs. Ark.-Pine Bluff, 11/22/15	FT Made	6, 2x (last vs. Ark.-Pine Bluff, 11/22/15)
8 vs. Ark.-Pine Bluff, 11/22/15	Rebs	8 vs. Ark.-Pine Bluff, 11/22/15
1, 2x (last vs. Morgan State, 12/6/15)	Assts	2 vs. Stony Brook, 12/2/14
3 vs. Ark.-Pine Bluff, 11/22/15	Stls	3 vs. Ark.-Pine Bluff, 11/22/15
1 at Bowling Green, 11/18/15	Blks	2 vs. Wagner, 12/23/14
18 at SMU, 1/7/16	Mins	18, 2x (last at SMU, 1/7/16)

## MISCELLANEOUS STATISTICS

CATEGORY	2014-15	2015-16	CAREER
Double-Figure Scoring Games	1	2	3
Double-Figure Rebounding Games	0	0	0
Double-Double Games	0	0	0
20-Point Scoring Games	0	0	0
Games Led UC in Scoring	0	0	0
Games Led UC in Rebounding	0	1	1
Games Led UC in Assists	0	0	0
Games With 3+ Assists	0	0	0
Games With 3+ Blocks	0	0	0
Games With 3+ Steals	0	1	1
Games With 3+ Three-Pointers	0	0	0

## GAME-BY-GAME STATISTICS

### 2015-16 (SOPHOMORE SEASON)

Opponent	Date	gs	min	Total		3-Pointers		Free throws		Rebounds										
				fg-fga	pct	3fg-fga	pct	ft-fga	pct	off	def	tot	avg	pf	a	to	blk	stl	pts	avg
WESTERN CAROLINA	11/13/15	9	0-0	.000	0-0	.000	0-0	.000	1	0	1	1.0	0	1	2	0	0	0	0.0	
ROBERT MORRIS	11/15/15	14	5-7	.714	0-1	.000	0-0	.000	2	2	4	2.5	1	0	2	0	1	10	5.0	
at Bowling Green	11/18/15	13	1-2	.500	0-1	.000	1-2	.500	0	1	1	2.0	1	0	1	0	3	4.3		
ARKANSAS-PINE BLUFF	11/22/15	14	2-5	.400	0-0	.000	6-8	.750	4	4	8	3.5	2	0	3	0	3	10	5.8	
SE LOUISIANA	11/24/15	6	0-2	.000	0-1	.000	0-0	.000	0	0	0	2.8	0	0	0	0	0	4.6		
vs Nebraska	11/27/15	4	1-1	1.000	0-0	.000	0-0	.000	0	0	0	2.3	0	0	0	0	1	2	4.2	
vs George Washington	11/28/15	8	1-2	.500	0-0	.000	0-0	.000	0	0	0	2.0	0	0	1	0	0	2	3.9	
MORGAN STATE	12/6/15	9	1-4	.250	0-0	.000	0-0	.000	2	2	4	2.3	1	1	1	0	0	2	3.6	
NORFOLK STATE	12/15/15	6	1-3	.333	0-0	.000	1-2	.500	0	0	0	2.0	0	0	2	0	1	3	3.6	
at VCU	12/19/15	7	1-4	.250	0-1	.000	0-1	.000	0	1	1	1.9	2	0	0	0	0	2	3.4	
TEMPLE	12/29/15	1	0-1	.000	0-0	.000	0-0	.000	0	0	0	1.7	0	0	0	0	0	0	3.1	
TULSA	12/2/16	14	2-5	.400	2-3	.667	2-2	1.000	0	1	1	1.7	2	0	2	0	0	8	3.5	
at SMU	1/7/16	18	0-3	.000	0-1	.000	0-0	.000	1	3	4	1.8	3	0	1	0	1	0	3.2	
at USF	1/10/16	7	0-2	.000	0-0	.000	2-2	1.000	1	0	1	1.8	0	0	0	0	0	2	3.1	
HOUSTON	1/13/16	3	0-0	.000	0-0	.000	0-0	.000	0	1	1	1.7	0	0	0	0	0	0	2.9	
at Temple	1/16/16	5	0-0	.000	0-0	.000	0-0	.000	0	1	1	1.7	1	0	0	0	0	0	2.8	
MEMPHIS	01/21/16	4	0-1	.000	0-0	.000	0-0	.000	0	0	0	1.6	0	0	1	0	0	0	2.6	
Totals		0	142	15-42	.357	2-8	.250	12-17	.706	11	16	27	1.6	13	2	15	1	7	44	2.6

### 2014-15 (FRESHMAN SEASON)

Opponent	Date	gs	min	Total		3-Pointers		Free throws		Rebounds										
				fg-fga	pct	3fg-fga	pct	ft-fga	pct	off	def	tot	avg	pf	a	to	blk	stl	pts	avg
SAINT FRANCIS	11/14/14	17	4-8	.500	1-3	.333	0-0	.000	0	2	2	2.0	1	0	2	0	2	9	9.0	
MOREHEAD STATE	11/19/14	16	0-1	.000	0-0	.000	1-2	.500	0	1	1	1.5	2	0	1	0	0	2	5.0	
EASTERN ILLINOIS	11/23/14	13	0-1	.000	0-0	.000	1-2	.500	0	2	2	1.7	1	1	2	0	0	1	3.7	
N.C. CENTRAL	11/25/14	6	0-2	.000	0-0	.000	0-0	.000	0	1	1	1.5	0	0	0	0	1	0	2.8	
vs Middle Tennessee	11/28/14	8	1-2	.500	0-0	.000	0-0	.000	0	1	1	1.4	5	0	0	0	0	2	2.6	
vs Ole Miss	11/29/14	12	2-6	.333	0-1	.000	2-2	1.000	0	1	1	1.3	2	0	0	0	0	6	3.2	
STONY BROOK	12/02/14	17	3-4	.750	2-2	1.000	1-2	.500	0	1	1	1.3	0	2	2	0	1	9	4.0	
at Nebraska	12/13/14	9	1-2	.500	0-1	.000	0-0	.000	1	0	1	1.3	0	0	0	0	1	2	3.8	
SAN DIEGO STATE	12/17/14	4	0-2	.000	0-1	.000	0-0	.000	0	0	0	1.1	1	0	0	0	0	0	3.3	
VCU	12/20/14	2	0-0	.000	0-0	.000	0-0	.000	0	1	1	1.1	0	0	0	0	0	0	3.0	
WAGNER	12/23/14	18	2-5	.400	0-1	.000	6-6	1.000	0	1	1	1.1	0	0	0	2	2	10	3.6	
at NC State	12-30-14	4	0-1	.000	0-1	.000	0-0	.000	0	2	2	1.2	0	0	0	0	1	0	3.3	
EAST CAROLINA	01/06/15	8	0-0	.000	0-0	.000	0-0	.000	0	1	1	1.2	4	0	1	0	0	0	3.1	
at UConn	1/10/15	7	3-4	.750	0-1	.000	0-0	.000	2	0	2	1.2	0	0	0	0	0	6	3.3	
at Memphis	1/15/15	14	0-0	.000	0-0	.000	0-0	.000	1	2	3	1.3	0	0	3	1	0	0	3.1	
TEMPLE	01/17/15	11	1-2	.500	0-0	.000	0-0	.000	0	2	2	1.4	2	1	2	0	0	2	3.0	
HOUSTON	01/21/15	2	0-0	.000	0-0	.000	0-0	.000	0	0	0	1.3	0	0	0	0	0	0	2.8	
at UCF	01/25/15	7	1-5	.200	1-2	.500	0-0	.000	1	1	2	1.3	0	0	1	0	0	3	2.8	
UCONN	01/29/15	11	0-2	.000	0-0	.000	0-0	.000	0	1	1	1.3	0	0	0	1	0	0	2.7	
at SMU	02/05/15	2	0-0	.000	0-0	.000	0-0	.000	0	0	0	1.3	2	0	1	0	0	0	2.6	
USF	02/07/15	9	0-1	.000	0-0	.000	0-0	.000	0	0	0	1.2	0	1	2	0	0	0	2.4	
UCF	02/25/15	5	3-5	.600	0-0	.000	0-0	.000	1	2	3	1.3	1	0	1	0	0	6	2.6	
at Tulane	02/28/15	4	0-2	.000	0-0	.000	0-1	.000	0	0	0	1.2	3	1	0	0	0	0	2.5	
MEMPHIS	03/08/15	2	0-0	.000	0-0	.000	0-0	.000	0	0	0	1.2	1	0	0	0	0	0	2.4	
vs UConn	3/13/15	2	0-0	.000	0-0	.000	0-0	.000	0	0	0	1.1	0	0	0	0	0	0	2.3	
vs Kentucky	3/21/15	3	0-1	.000	0-1	.000	0-0	.000	0	0	0	1.1	1	0	0	0	0	0	2.2	
Totals		0	213	21-56	.375	4-14	.286	11-15	.733	6	22	28	1.1	26	6	19	4	7	57	2.2

## CAREER STATISTICS

Season	gp-gs	min/avg	Total	3-Point	F-Throws	Rebounds														Scoring
			fg-fga	pct	fg-fga	pct	ft-fga	pct	off	def	tot	avg	pf	fo	ast	to	blk	stl	pts	avg
2014-15	26-0	213/8.2	21-56	.375	4-14	.286	11-15	.733	6	22	28	1.1	26	1	6	19	4	7	57	2.2
2015-16	17-0	142/8.4	15-42	.357	2-8	.250	12-17	.706	11	16	27	1.6	13	0	2	15	1	7	44	2.6
TOTAL	43-0	355/8.3	36-98	.367	6-22	.273	23-32	.719	17	38	55	1.3	39	1	8	34	5	14	101	2.3





# #1 JACOB EVANS III

GUARD/FORWARD • 6-6 • 210 • FRESHMAN • HS • BATON ROUGE, LA. (ST. MICHAEL THE ARCHANGEL)

## AWARDS

» American Athletic Conference Rookie of the Week (12/28/15)

## MOMENTS

» Hit four threes and had 15 points and four assists against RV/25 Butler (12/2)  
» Posted 14 points and five rebounds vs. 11/9 Iowa State (12/22)

**2015-16 Season (Freshman):** Logged a season-high 38 minutes in UC's double-overtime loss at Temple (1/16), posting eight points, eight rebounds and four assists ... named The American's Rookie of the Week after registering 14 points and five rebounds against No. 11 Iowa State (12/22) ... tallied nine points and a season-high eight rebounds and three blocks at VCU (12/19) ... scored a season-high 16 points with four threes and four assists against Butler (12/2) ... tied for game-high honors with 15 points on 4-of-8 shooting with a trio of threes to go with six rebounds against SE Louisiana (11/24) ... posted 10 points and a pair of three-pointers with three rebounds at Bowling Green (11/18) ... had 10 points with seven rebounds, three steals and two assists against Robert Morris (11/15) ... contributed seven points, five rebounds and three assists in 22 minutes in collegiate debut (11/13).

**Prior to Cincinnati:** Named to the 2014-15 Louisiana Sports Writers Association's Class 4A All-State First Team ... tabbed the 2014-15 All-Baton Rouge Area Large Schools' Player of the Year by the New Orleans Times-Picayune ... selected a Gatorade Player of the Year nominee, McDonald's All-American nominee and Louisiana Mr. Basketball nominee ... named a two-time most valuable player at the Grady Hornsby Classic ... tabbed most valuable player for Class 4A-District 6 as a senior ... chosen First-Team All-District as a sophomore, junior and senior ... tallied more than 2,000 points and 1,000 rebound during high school career ... helped lead St. Michael's the Archangel to a 29-4 overall record and its first appearance in the Louisiana Class 4A state championship semifinals as a senior, averaging 24.9 points, 9.0 rebounds and 4.8 assists ... helped the Warriors to a 27-7 record while averaging 17.5 points, 7.2 rebounds, 4.1 assists and 3.5 steals as a junior ... tabbed a consensus four-star prospect, he performed well in 2014 summer AAU events - the Pangos All-American Camp and the Fab 48 Tournament in Las Vegas - to earn the distinction of being one of the nation's fastest rising prospects ... listed as a Top 100 prospect according to ESPN, Rivals.com and Scout.com and ranked second in the Times-Picayune Terrific 20 Class of 2015 ... coached in high school by Drew Hart.

**Personal:** Born June 18, 1997 in Jacksonville, North Carolina ... son of Theresa Chatman-Evans and Jerry Evans ... mother played point guard at Grambling ... has two brothers, Demarquis and Devin Chatman ... right-handed.

## SEASON & CAREER STATISTICS

2015-16 SEASON		CAREER
16 vs. Butler, 12/2/15a	Pts	16 vs. Butler, 12/2/15
13 vs. Butler, 12/2/15	FG Atts	13 vs. Butler, 12/2/15
6 vs. Butler, 12/2/15	FG Made	6 vs. Butler, 12/2/15
10 vs. Butler, 12/2/15	3PT-FG Atts	10 vs. Butler, 12/2/15
4 vs. Butler, 12/2/15	3PT-FG Made	4 vs. Butler, 12/2/15
6, 2x (last vs. Norfolk State, 12/15/15)	FT Atts	6, 2x (last vs. Norfolk State, 12/15/15)
6 vs. Norfolk State, 12/15/15	FT Made	6 vs. Norfolk State, 12/15/15
8, 2x (last at Temple, 1/16/16)	Rebs	8, 2x (last at Temple, 1/16/16)
4, 3x (last at Temple, 1/16/16)	Assts	4, 3x (last at Temple, 1/16/16)
3 vs. Robert Morris, 11/15/15	Stls	3 vs. Robert Morris, 11/15/15
3 at VCU, 12/19/15	Blks	3 at VCU, 12/19/15
38, at Temple, 1/16/16	Mins	38, at Temple, 1/16/16

## MISCELLANEOUS STATISTICS

CATEGORY	2015-16	CAREER
Double-Figure Scoring Games	6	6
Double-Figure Rebounding Games	0	0
Double-Double Games	0	0
20-Point Scoring Games	0	0
Games Led UC in Scoring	2	2
Games Led UC in Rebounding	0	0
Games Led UC in Assists	1	1
Games With 3+ Assists	5	5
Games With 3+ Blocks	1	1
Games With 3+ Steals	1	1
Games With 3+ Three-Pointers	2	2

## GAME-BY-GAME STATISTICS

### 2015-16 (FRESHMAN SEASON)

Opponent	Date	gs	min	Total		3-Pointers		Free throws		Rebounds										
				fg	g	pt	3fg	g	ft	f	off	def	tot	avg	pf	a	t/o	blk	stl	pts
WESTERN CAROLINA	11/13/15	22	2-7	.286	1-3	.333	2-2	1.000	1	4	5	0	1	3	0	1	1	7	7.0	
ROBERT MORRIS	11/15/15	22	3-8	.375	2-4	.500	2-2	1.000	3	4	7	6.0	1	2	0	0	3	10	8.5	
at Bowling Green	11/18/15	21	3-7	.429	2-3	.667	2-2	1.000	2	1	3	5.0	0	1	0	2	2	10	9.0	
ARKANSAS-PINE BLUFF	11/22/15	23	1-7	.143	0-4	.000	4-6	.667	0	4	4	4.8	0	0	0	1	1	6	8.3	
SE LOUISIANA	11/24/15	21	4-8	.500	3-6	.500	4-4	1.000	1	5	6	5.0	1	1	2	0	0	15	9.6	
vs Nebraska	11/27/15	19	1-3	.333	0-2	.000	2-2	1.000	0	7	7	5.3	1	4	1	0	0	4	8.7	
vs George Washington	11/28/15	15	1-5	.200	1-2	.500	0-0	.000	1	1	2	4.9	1	1	3	1	0	3	7.9	
BUTLER	12/2/15	29	6-13	.462	4-10	.400	0-0	.000	0	4	4	4.8	2	4	0	0	0	16	8.9	
MORGAN STATE	12/6/15	2	0-0	.000	0-0	.000	0-0	.000	0	0	0	4.2	0	0	0	0	0	0	7.9	
at Xavier	12/12/15	18	2-5	.400	0-2	.000	0-0	.000	1	1	2	4.0	1	1	1	2	0	4	7.5	
NORFOLK STATE	12/15/15	16	2-6	.333	1-2	.500	6-6	1.000	2	0	2	3.8	1	1	0	0	1	11	7.8	
at VCU	12/19/15	29	2-7	.286	1-4	.250	4-4	1.000	3	5	8	4.2	2	0	2	3	1	9	7.9	
IOWA STATE	12/22/15	26	4-8	.500	2-5	.400	4-4	1.000	2	3	5	4.2	3	2	0	2	1	14	8.4	
TEMPLE	12/29/15	24	2-4	.500	1-2	.500	2-2	1.000	3	2	5	4.3	0	2	1	0	0	7	8.3	
TULSA	1/2/16	16	1-3	.333	0-2	.000	0-0	.000	0	3	3	4.2	4	2	1	1	1	2	7.9	
at SMU	01/07/16	29	2-6	.333	0-2	.000	0-0	.000	1	4	5	4.3	3	3	0	1	0	4	7.6	
at USF	1/10/16	12	1-6	.167	0-2	.000	0-0	.000	1	2	3	4.2	0	1	1	0	1	2	7.3	
HOUSTON	1/13/16	13	2-6	.333	1-4	.250	0-0	.000	0	0	0	3.9	5	2	0	1	0	5	7.2	
at Temple	01/16/16	38	4-10	.400	0-3	.000	0-0	.000	1	7	8	4.2	2	4	2	0	1	8	7.2	
MEMPHIS	01/21/16	20	1-4	.250	0-2	.000	0-0	.000	0	2	2	4.1	1	1	0	0	1	2	7.0	
Totals		1	415	44-123	.358	19-64	.297	32-34	.941	22	59	81	4.1	29	35	14	15	14	139	7.0

## CAREER STATISTICS

			Total		3-Point		F-Throws		Rebounds											Scoring	
Season	gp-gs	min/avg	fg-fga	pct	fg-fga	pct	ft-fga	pct	off	def	tot	avg	pf	fo	ast	to	blk	stl	pts	avg	
2015-16	20-1	415/20.8	44-123	.358	19-64	.297	32-34	.941	22	59	81	4.1	29	1	35	14	15	14	139	7.0	
TOTAL	20-1	415/20.8	44-123	.358	19-64	.297	32-34	.941	22	59	81	4.1	29	1	35	14	15	14	139	7.0	





# #2 OCTAVIUS ELLIS

FORWARD • 6-10 • 235 • SENIOR • 1L • MEMPHIS, TENN. (TRINITY VALLEY COLLEGE [TEXAS])



## ALL-CONFERENCE CANDIDATE

### SEASON & CAREER STATISTICS

2015-16 SEASON			CAREER		
17 vs. Western Carolina, 11/13/15	Pts	20	20 vs. UCF, 2/25/15		
12 vs. Butler, 12/2/15	FG Atts	12, 2x (last 12 vs. Butler, 12/2/15)			
8 vs. Western Carolina, 11/13/15	FG Made	8 vs. Western Carolina, 11/13/15			
0	3PT-FG Atts	1 vs. USF, 2/7/15			
0	3PT-FG Made	0			
14 vs. Ark.-Pine Bluff, 11/22/15	FT Atts	14 vs. Ark.-Pine Bluff, 11/22/15			
8, 2x (last vs. Butler, 12/2/15)	FT Made	10, vs. Morehead State, 11/19/14			
13 vs. Houston, 1/13/15	Rebs	14 at East Carolina, 2/1/15			
5 vs. Norfolk State, 12/15/15	Assts	5 vs. Norfolk State, 12/15/15			
4 vs. Western Carolina, 11/13/15	Stls	4 vs. Western Carolina, 11/13/15			
3, 4x (last at Temple, 1/16/16)	Blks	6 at UConn, 1/10/15			
33 at Temple, 1/16/16	Mins	40 - vs. San Diego State, 12/17/14			

### MISCELLANEOUS STATISTICS

CATEGORY	2014-15	2015-16	CAREER
Double-Figure Scoring Games	18	12	30
Double-Figure Rebounding Games	8	4	12
Double-Double Games	3	3	6
20-Point Scoring Games	1	0	1
Games Led UC in Scoring	6	3	9
Games Led UC in Rebounding	18	7	25
Games Led UC in Assists	6	0	6
Games With 3+ Assists	4	1	5
Games With 3+ Blocks	14	4	18
Games With 3+ Steals	2	1	3
Games With 3+ Three-Pointers	0	0	0

three games, averaging 2.3 points and 1.7 rebounds ... suffered a broken hand in November 2011 and sat out the rest of the season ... later received a medical hardship for the year ... averaged 15 points and 10 rebounds as a senior at Whitehaven High School ... tabbed an all-conference selection, averaging 16.8 points, 7.8 rebounds, 2.2 blocks and 2.1 assists as a junior ... rated as a three-star recruit by Rivals.com and Scout.com.

**Personal:** Born March 10, 1993 in Memphis, Tennessee ... son of Jerrell Horne, a former basketball player at the University of Memphis (1993 & 1994) ... cousin of NBA player Monta Ellis (currently playing with the Indiana Pacers) ... guardian is Flossie Ellis ... has two sisters, Nissa and Dawn Ellis ... right-handed.

#### AWARDS

- » Barclays Center Classic MVP (2015)
- » Preseason First Team American Athletic (2015-16)
- » Riley Wallace All-America Team (2014-15)
- » Second Team American Athletic Conference (2014-15)
- » American Athletic Conference Weekly Honor Roll (11/17/14, 11/24/14, 3/2/15, 11/16/15, 12/6/15, 1/18/16)

#### MOMENTS

- » Had a key tip-in and made two key free throws late to help secure a 61-56 win over George Washington in the championship game of the Barclays Center Classic (11/28/15)
- » Ranked as the only player in The American in 2014-15 to be listed among the top four leaders in field goal percentage (third at .557), blocks (third at 2.0) and rebounding (fourth at 7.2)
- » Scored a season-high 20 points on 7-of-10 shooting with eight rebounds against UCF (2/25/15)
- » Posted a team-high 19 points and game-high 11 rebounds against Memphis (3/8/15)

**2015-16 Season (Senior):** Notched 14 points, nine rebounds and three blocks at Temple (1/16) ... registered a double-double with 13 points and 13 rebounds, including eight offensive rebounds, against Houston (1/13) ... posted a game-high 13 points on 6-of-9 shooting with six rebounds at No. 12/13 Xavier ... registered a double-double with 16 points and 12 rebounds, making 8 of 10 free throws against Butler (12/2) ... named the MVP of the Barclays Center Classic after averaging 10.5 points and 8.0 rebounds in Brooklyn ... recorded 12 points, nine rebounds and two blocks, with a key tip-in and two free throws late against George Washington (11/28) ... posted double-double with 17 points and a game-high 10 rebounds in season opener (11/13).

**2014-15 Season (Junior):** Started all 34 games, averaging a team-high 9.9 points, 7.2 rebounds, 2.0 blocks and 1.3 assists in 28.7 minutes ... named to the Riley Wallace All-America Team and chosen as a finalist for the Riley Wallace Award given to the top transfer in Division I basketball ... tabbed an NABC Second Team All-District 25 selection ... named a second team all-conference pick by American Athletic Conference coaches ... selected to The American's Weekly Honor Roll three times (11/7, 11/24 and 3/2) ... ranked as the only player in The American to be listed among the top four leaders in field goal percentage (third at .557), blocks (third at 2.0) and rebounding (fourth at 7.2) ... ranked among the league leaders in offensive rebounds (third at 2.7) and defensive rebounds (tied for fourth 4.5) ... finished near the top of the conference in blocks (third at 2.1), field goal shooting percentage (third at .582) and rebounds (third at 7.3) during league play ... led the Bearcats in rebounding in 18 games, grabbing 10 or more boards eight times ... pulled down at least six rebounds in 24 of UC's 34 games ... led UC in scoring in a team-best 18 games ... averaged a team-high 11.1 points on 59.7 percent (40 of 67) shooting from the field during February ... scored a season-high 20 points on 7-of-10 shooting from the field to go with eight rebounds against UCF (2/25) ... registered three double-doubles on the season with 14 points and a season-high 14 rebounds against East Carolina (2/1), 14 points and a game-high 10 rebounds at Tulane (2/28) and a team-high 19 points and a game-high 11 rebounds against Memphis (3/8) ... recorded a season-high six blocks at UConn (1/10) ... posted at least one block in 28 of 34 games ... made 22 consecutive free throws (starting against Temple [1/17] before missing his first attempt at SMU [2/5]) ... named to Emerald Coast Classic All-Tournament Team.

**Prior to Cincinnati:** Played two seasons at Trinity Valley College in Athens, Texas ... averaged 14.8 points, 9.7 rebounds and 3.2 blocked shots as a redshirt sophomore during the 2013-14 season while being named First Team All-America by the National Junior College Athletic Association ... helped lead the Cardinals to their first NJCAA tournament appearance since 1999 while posting a 29-7 record ... attended Cincinnati during the 2011-12 academic year, playing a total of 25 minutes in

### CAREER STATISTICS

			Total		3-Point		F-Throws		Rebounds											Scoring	
Season	gp-gs	min/avg	fg-fga	pct	fg-fga	pct	ft-fa	pct	off	def	tot	avg	pf	fo	ast	to	blk	stl	pts	avg	
2011-12	3-0	25/8.3	2-5	.400	0-0	.000	3-4	.750	1	4	5	1.7	1	0	1	3	2	2	7	2.3	
2014-15	34-34	975/28.7	122-219	.557	0-1	.000	93-135	.689	93	152	245	7.2	90	3	44	76	67	28	337	9.9	
2015-16	20-19	477/23.9	70-122	.574	0-0	.000	57-88	.648	54	85	139	7.0	56	2	19	39	29	19	197	9.9	
TOTAL	57-53	1477/25.9	194-346	.561	0-1	.000	153-227	.674	148	241	389	6.8	147	5	64	118	98	49	541	9.5	





#2 OCTAVIUS ELLIS

FORWARD • 6-10 • 235 • SENIOR • 1L • MEMPHIS, TENN. (TRINITY VALLEY COLLEGE [TEXAS])

GAME-BY-GAME STATISTICS

2015-16 (SENIOR SEASON)

Opponent	Date	gs	min	Total		3-Pointers		Free throws		Rebounds				pf	a	t/o	blk	stl	pts	avg
				fg	fga	3fg	3fga	ft	fta	off	def	tot	avg							
WESTERN CAROLINA	11/13/15	*	24	8-11	.727	0-0	.000	1-2	.500	4	6	10	10.0	2	1	3	2	4	17	17.0
ROBERT MORRIS	11/15/15	*	19	4-5	.800	0-0	.000	2-3	.667	0	3	3	6.5	2	0	1	3	1	10	13.5
at Bowling Green	11/18/15	*	21	2-6	.333	0-0	.000	0-1	.000	3	6	9	7.3	4	0	1	0	0	4	10.3
ARKANSAS-PINE BLUFF	11/22/15	*	22	2-4	.500	0-0	.000	8-14	.571	2	3	5	6.8	1	1	2	2	2	12	10.8
SE LOUISIANA	11/24/15	*	21	2-6	.333	0-0	.000	2-2	1.000	3	6	9	7.2	4	2	1	0	1	6	9.8
vs Nebraska	11/27/15	*	24	4-9	.444	0-0	.000	4-8	.500	7	2	9	7.5	2	2	3	2	0	12	10.2
vs George Washington	11/28/15	*	29	3-4	.750	0-0	.000	3-4	.750	1	6	7	7.4	0	0	2	0	0	9	10.0
BUTLER	12/2/15	*	27	4-4	1.000	0-0	.000	8-10	.800	3	9	12	8.0	4	2	4	3	0	16	10.8
MORGAN STATE	12/6/15	*	21	6-7	.857	0-0	.000	1-2	.500	1	4	5	7.7	1	1	2	2	1	13	11.0
at Xavier	12/12/15	*	28	6-9	.667	0-0	.000	1-5	.200	2	4	6	7.5	2	2	5	2	1	13	11.2
NORFOLK STATE	12/15/15	*	26	1-3	.333	0-0	.000	3-6	.500	3	8	11	7.8	1	5	1	3	2	5	10.6
at VCU	12/19/15	*	20	0-3	.000	0-0	.000	4-6	.667	3	4	7	7.8	5	1	2	0	0	4	10.1
IOWA STATE	12/22/15	*	27	4-6	.667	0-0	.000	1-2	.500	3	5	8	7.8	2	0	2	1	0	9	10.0
TEMPLE	12/28/15	*	26	4-6	.667	0-0	.000	4-5	.800	3	4	7	7.7	3	0	0	0	1	12	10.1
TULSA	12/16	*	16	2-3	.667	0-0	.000	2-3	.667	1	2	3	7.4	3	0	2	1	2	6	9.9
at SMU	01/07/16	*	14	0-2	.000	0-0	.000	2-2	1.000	1	0	1	7.0	4	0	1	1	0	2	9.4
at USF	11/10/16	*	24	4-7	.571	0-0	.000	2-3	.667	1	1	2	6.7	3	0	1	1	1	10	9.4
HOUSTON	11/13/16	*	28	5-10	.500	0-0	.000	3-4	.750	8	5	13	7.1	4	2	1	1	1	13	9.6
at Temple	01/16/16	*	33	4-7	.571	0-0	.000	6-6	1.000	3	6	9	7.2	5	0	3	3	0	14	9.8
MEMPHIS	01/21/16	*	27	5-10	.500	0-0	.000	0-0	.000	2	1	3	7.0	4	0	2	2	2	10	9.9
Totals			19	477	70-122	.574	0-0	.000	57-88	.648	54	85	139	7.0	56	19	39	29	197	9.9

2014-15 (JUNIOR SEASON)

Opponent	Date	gs	min	Total		3-Pointers		Free throws		Rebounds				pf	a	t/o	blk	stl	pts	avg	
				fg	fga	pct	ft	fta	pct	off	def	tot	avg								
SAINT FRANCIS	11/14/14	*	32	5-8	625	0-0	.000	3-5	.600	1	7	8	8.0	4	2	4	2	3	13	13.0	
MOREHEAD STATE	11/19/14	*	30	3-5	.600	0-0	.000	10-13	.769	3	4	7	7.5	4	0	1	3	0	16	14.5	
EASTERN ILLINOIS	11/23/14	*	32	3-6	.500	0-0	.000	1-2	.500	5	8	13	9.3	1	1	4	1	1	7	12.0	
N.C. CENTRAL	11/25/14	*	31	3-4	.750	0-0	.000	5-7	.714	4	4	8	9.0	4	2	2	2	0	11	11.8	
vs Middle Tennessee	11/28/14	*	28	1-3	.333	0-0	.000	1-3	.333	3	6	9	9.0	2	2	0	3	0	3	10.0	
vs Ole Miss	11/29/14	*	30	5-6	.833	0-0	.000	3-7	.429	4	3	7	8.7	3	0	2	3	0	13	10.5	
STONY BROOK	12/02/14	*	13	2-5	.400	0-0	.000	1-2	.500	1	2	3	7.9	2	1	1	1	0	5	9.7	
at Nebraska	12/13/14	*	33	2-4	.500	0-0	.000	2-5	.400	2	7	9	8.0	2	1	5	2	0	6	9.3	
SAN DIEGO STATE	12/17/14	*	40	3-5	.600	0-0	.000	2-2	1.000	5	4	9	8.1	4	1	4	4	2	8	9.1	
VCU	12/20/14	*	33	5-8	625	0-0	.000	2-2	1.000	2	5	7	8.0	1	0	2	3	2	12	9.4	
WAGNER	12/23/14	*	22	4-5	.800	0-0	.000	2-2	1.000	0	1	1	7.4	2	3	1	3	0	10	9.5	
at NC State	12-30-14	*	26	3-5	.600	0-0	.000	5-6	.833	2	5	7	7.3	5	3	3	1	2	11	9.6	
SMU	01/03/15	*	33	6-7	.857	0-0	.000	0-0	.000	2	3	5	7.2	1	1	2	1	3	12	9.8	
EAST CAROLINA	01/06/15	*	28	4-9	.444	0-0	.000	4-4	1.000	4	5	9	7.3	0	1	2	3	0	12	9.9	
at UConn	11/10/15	*	30	3-6	.500	0-0	.000	1-1	1.000	2	4	6	7.2	3	1	4	6	1	7	9.7	
at Memphis	1/15/15	*	21	1-5	.200	0-0	.000	0-1	.000	0	3	3	6.9	5	1	3	1	0	2	9.3	
TEMPLE	01/17/15	*	26	3-8	.375	0-0	.000	7-7	1.000	2	3	5	6.8	2	2	3	1	1	13	9.5	
HOUSTON	01/21/15	*	33	3-3	1.000	0-0	.000	5-5	1.000	4	1	5	6.7	1	2	2	1	0	11	9.6	
at UCF	01/25/15	*	33	3-6	.500	0-0	.000	2-2	1.000	4	6	10	6.9	3	2	1	2	0	8	9.5	
UCONN	01/29/15	*	21	0-1	.000	0-0	.000	4-4	1.000	2	2	4	6.8	4	2	3	0	1	4	9.2	
at East Carolina	02/01/15	*	32	5-6	.833	0-0	.000	4-4	1.000	5	9	14	7.1	3	2	3	3	1	14	9.4	
at SMU	02/05/15	*	36	1-2	.500	0-0	.000	4-6	.667	3	4	7	7.1	2	2	1	4	0	6	9.3	
USF	02/07/15	*	29	4-7	.571	0-1	.000	0-2	.000	3	7	10	7.2	1	3	1	3	2	8	9.2	
at Temple	02/10/15	*	31	2-4	.500	0-0	.000	4-8	.500	2	4	6	7.2	4	1	4	1	2	8	9.2	
TULANE	02/14/15	*	33	7-12	.583	0-0	.000	1-2	.500	2	4	6	7.1	1	0	2	3	0	15	9.4	
XAVIER	02/18/15	*	29	5-11	.455	0-0	.000	1-2	.500	2	2	4	7.0	4	0	1	1	2	11	9.5	
at Houston	2/21/15	*	10	2-4	.500	0-0	.000	0-0	.000	0	1	1	6.8	1	1	1	0	0	4	9.3	
UCF	02/25/15	*	29	7-10	.700	0-0	.000	6-8	.750	3	5	8	6.8	2	3	0	1	2	20	9.6	
at Tulane	02/28/15	*	27	7-11	.636	0-0	.000	0-0	.000	3	7	10	6.9	4	2	1	0	0	14	9.8	
at Tulsa	03/04/15	*	33	2-6	.333	0-0	.000	3-4	.750	3	10	13	7.1	2	1	5	4	0	7	9.7	
MEMPHIS	03/08/15	*	33	6-7	.857	0-0	.000	7-9	.778	6	5	11	7.3	3	1	2	0	0	19	10.0	
vs UConn	3/13/15	*	33	5-10	.500	0-0	.000	1-4	.250	2	5	7	7.3	2	0	3	0	0	11	10.0	
vs Purdue	3/19/15	*	18	3-10	.300	0-0	.000	1-3	.333	2	1	3	7.1	3	0	4	1	2	7	9.9	
vs Kentucky	3/21/15	*	27	4-10	.400	0-0	.000	1-3	.333	5	5	10	7.2	5	0	2	0	1	9	9.9	
Totals			34	975	122-219	.557	0-1	.000	93-135	.689	93	152	245	7.2	90	44	76	67	28	337	9.9

2011-12 (FRESHMAN SEASON - RECEIVED MEDICAL HARDSHIP)

Opponent	Date	gs	min	Total		3-Pointers		Free throws		Rebounds				pf	a	t/o	blk	stl	pts	avg
				fg	fga	3fg	3fga	ft	fta	off	def	tot	avg							
ALABAMA STATE	11/13/11	11	2-2	1.000	0-0	.000	2-2	1.000	1	1	2	2.0	0	0	0	2	1	6	6.0	
JACKSONVILLE STATE	11/15/11	5	0-1	.000	0-0	.000	0-0	.000	0	0	0	1.0	0	1	0	0	1	0	3.0	
NORTHWESTERN STATE	11/21/11	9	0-2	.000	0-0	.000	1-2	.500	0	3	3	1.7	1	0	3	0	0	1	2.3	
Totals		0	25	2-5	.400	0-0	.000	3-4	.750	1	4	5	1.7	1	1	3	2	2	7	2.3





# #3 JUSTIN JENIFER

GUARD • 5-10 • 175 • FRESHMAN • HS • BALTIMORE, MD. (MILFORD MILL ACADEMY)

## MOMENTS

» Scored 11 points and dished out nine assists in 16 minutes against Robert Morris (11/15/15)

**2015-16 Season (Freshman):** Tallied seven points to go with two assists in eight minutes vs. Tulsa (1/2) ... scored eight points with a pair of threes and two steals against Arkansas-Pine Bluff (11/22) ... posted a career-high 11 points and nine assists in 16 minutes vs. Robert Morris (11/15) ... tallied seven points and three rebounds in collegiate debut (11/13).

**Prior to Cincinnati:** Earned Baltimore Sun All-Metro second-team honors while averaging 17.3 points, 7.0 assists and 3.0 rebounds as a senior at Milford Mills Academy ... scored 30 or more points three times, including a 40-point effort during his final year, guiding the Millers to a 15-8 overall mark and an appearance at the regional finals ... tabbed a Gatorade Player of the Year nominee as a senior ... scored more than 1,000 points during his career ... helped his squad advance to the Maryland Class 3A state semifinals as a junior, averaging 18 points and 13 assists during the year ... claimed Baltimore Sun All-Metro first-team honors and was tabbed co-Baltimore County Player of the Year while posting double figures in every game and registered 12 double-doubles as a junior ... saw his team post a 26-2 record and win the state championship as a sophomore, tallying 17 points, seven assists and seven rebounds in the title game ... earned Baltimore Sun All-Metro second-team accolades as a sophomore ... named most valuable player at the 2013 Mary Kline Classic, posting 23 points and 10 assists.

**Personal:** Born December 4, 1995 in Baltimore, Maryland ... son of Kisha Hull and Howard Jenifer ... has one sister, Raeshawnda ... left-handed.

## SEASON & CAREER STATISTICS

### 2015-16 SEASON

	Pts	CAREER
11 vs. Robert Morris, 11/15/15	11 vs. Robert Morris, 11/15/15	
6, 3x (last vs. Morgan State, 12/6/15)	FG Atts	6, 3x (last vs. Morgan State, 12/6/15)
3, 3x (last vs. Ark.-Pine Bluff, 11/22/15)	FG Made	3, 3x (last vs. Ark.-Pine Bluff, 11/22/15)
4 vs. Ark.-Pine Bluff, 11/22/15	3PT-FG Atts	4 vs. Ark.-Pine Bluff, 11/22/15
2 vs. Ark.-Pine Bluff, 11/22/15	3PT-FG Made	2 vs. Ark.-Pine Bluff, 11/22/15
6 vs. Robert Morris, 11/15/15	FT Atts	6 vs. Robert Morris, 11/15/15
6 vs. Robert Morris, 11/15/15	FT Made	6 vs. Robert Morris, 11/15/15
3 vs. Western Carolina, 11/13/15	Rebs	3 vs. Western Carolina, 11/13/15
9 vs. Robert Morris, 11/15/15	Assts	9 vs. Robert Morris, 11/15/15
3 at Bowling Green, 11/18/15	Stls	3 at Bowling Green, 11/18/15
0	Blks	0
19, 2x (last vs. Ark.-Pine Bluff, 11/22/15)	Mins	19, 2x (last vs. Ark.-Pine Bluff, 11/22/15)

## MISCELLANEOUS STATISTICS

CATEGORY	2015-16	CAREER
Double-Figure Scoring Games	1	1
Double-Figure Rebounding Games	0	0
Double-Double Games	0	0
20-Point Scoring Games	0	0
Games Led UC in Scoring	0	0
Games Led UC in Rebounding	0	0
Games Led UC in Assists	1	1
Games With 3+ Assists	2	2
Games With 3+ Blocks	0	0
Games With 3+ Steals	1	1
Games With 3+ Three-Pointers	0	0

## GAME-BY-GAME STATISTICS

### 2015-16 (FRESHMAN SEASON)

Opponent	Date	gs	min	fg-fga	pct	3fg-fga	pct	ft-fa	pct	off	def	tot	avg	pf	a	to	blk	stl	pts	avg
WESTERN CAROLINA	11/13/15	13	3-5	.600	1-2	.500	0-0	.000	0	3	3	3.0	2	0	3	0	0	7	7.0	
ROBERT MORRIS	11/15/15	16	2-2	1.000	1-1	1.000	6-6	1.000	0	2	2	2.5	1	9	1	0	1	11	9.0	
at Bowling Green	11/18/15	19	3-6	.500	1-3	.333	0-2	.000	0	1	1	2.0	1	2	1	0	3	7	8.3	
ARKANSAS-PINE BLUFF	11/22/15	19	3-6	.500	2-4	.500	0-0	.000	0	1	1	1.8	3	2	2	0	2	8	8.3	
SE LOUISIANA	11/24/15	7	1-1	1.000	1-1	1.000	0-0	.000	0	0	0	1.4	0	1	1	0	0	3	7.2	
vs Nebraska	11/27/15	11	0-2	.000	0-1	.000	0-0	.000	0	0	0	1.2	1	2	1	0	0	0	6.0	
vs George Washington	11/28/15	7	0-2	.000	0-1	.000	0-0	.000	0	2	2	1.3	1	1	1	0	0	0	5.1	
BUTLER	12/2/15	5	0-1	.000	0-1	.000	1-2	.500	0	0	0	1.1	0	1	1	0	1	1	4.6	
MORGAN STATE	12/6/15	13	2-6	.333	0-2	.000	2-3	.667	0	0	0	1.0	2	3	0	0	2	6	4.8	
at Xavier	12/12/15	4	0-1	.000	0-1	.000	0-0	.000	0	0	0	0.9	0	1	0	0	0	0	4.3	
NORFOLK STATE	12/15/15	13	1-3	.333	1-2	.500	0-0	.000	0	1	1	0.9	1	0	1	0	0	3	4.2	
at VCU	12/19/15	3	0-2	.000	0-0	.000	0-0	.000	0	0	0	0.8	0	1	0	0	0	0	3.8	
IOWA STATE	12/22/15	2	0-1	.000	0-1	.000	0-0	.000	0	0	0	0.8	0	1	0	0	0	0	3.5	
TEMPLE	12/29/15	4	1-1	1.000	0-0	.000	0-0	.000	0	0	0	0.7	0	0	0	0	0	2	3.4	
TULSA	1/2/16	8	2-3	.667	1-1	1.000	2-2	1.000	0	0	0	0.7	1	2	0	0	0	7	3.7	
at USF	1/10/16	9	0-1	.000	0-0	.000	0-0	.000	0	0	0	0.6	1	1	0	0	0	0	3.4	
HOUSTON	1/13/16	7	1-1	1.000	0-0	.000	0-0	.000	0	1	1	0.6	0	0	0	0	1	2	3.4	
at Temple	01/16/16	2	0-0	.000	0-0	.000	0-0	.000	0	1	1	0.7	0	0	2	0	0	0	3.2	
Totals		0	162	19-44	.432	8-21	.381	11-15	.733	0	12	12	0.7	14	27	14	0	10	57	3.2

## CAREER STATISTICS

Season	gp-gs	min/avg	Total fg-fga	pct	3-Point fg-fga	pct	F-Throws ft-fa	pct	Rebounds off	def	tot	avg	pf	fo	ast	to	blk	stl	Scoring pts	avg
2015-16	18-0	162/9.0	19-44	.432	8-21	.381	11-15	.733	0	12	12	0.7	14	0	27	14	0	10	57	3.2
TOTAL	18-0	162/9.0	19-44	.432	8-21	.381	11-15	.733	0	12	12	0.7	14	0	27	14	0	10	57	3.2





# #10 TROY CAUPAIN

GUARD • 6-4 • 205 • JUNIOR • 2L • MIDLOTHIAN, VA. (COSBY HIGH SCHOOL)



## ALL-CONFERENCE CANDIDATE

### SEASON & CAREER STATISTICS

2015-16 SEASON			CAREER		
25 vs. Memphis, 1/21/16	Pts	25 vs. Memphis, 1/21/16	25 vs. Memphis, 1/21/16		
16, 2x (last vs. Memphis, 1/21/16)	FG Atts	16, 2x (last vs. Memphis, 1/21/16)	16, 2x (last vs. Memphis, 1/21/16)		
9 vs. Memphis, 1/21/16	FG Made	9 vs. Memphis, 1/21/16	9 vs. Memphis, 1/21/16		
9 at Xavier, 12/12/15	3PT-FG Atts	9 at Xavier, 12/12/15	9 at Xavier, 12/12/15		
4, 2x (last at USF, 1/10/16)	3PT-FG Made	4, 2x (last at USF, 1/10/16)	4, 2x (last at USF, 1/10/16)		
6, 3x, (last vs. Memphis, 1/21/16)	FT Atts	11 vs. Morehead State, 11/19/14	11 vs. Morehead State, 11/19/14		
6 vs. Memphis, 1/21/16	FT Made	8 vs. Morehead State, 11/19/14	8 vs. Morehead State, 11/19/14		
6 at USF, 1/10/16	Rebs	6, 6x (last at USF, 1/10/16)	6, 6x (last at USF, 1/10/16)		
9 vs. Robert Morris, 11/15/15	Assts	9, 2x (last vs. Robert Morris, 11/15/15)	9, 2x (last vs. Robert Morris, 11/15/15)		
3, 2x (last at USF, 1/10/16)	Stls	5 at Nebraska, 12/13/14	5 at Nebraska, 12/13/14		
1, 6x (last vs. Houston, 1/13/16)	Blks	2 vs. UConn, 1/29/15	2 vs. UConn, 1/29/15		
37 at VCU, 12/19/15	Mins	45 at Nebraska, 12/13/14	45 at Nebraska, 12/13/14		

### MISCELLANEOUS STATISTICS

CATEGORY	2013-14	2014-15	2015-16	CAREER
Double-Figure Scoring Games	5	17	11	33
Double-Figure Rebounding Games	0	0	0	0
Double-Double Games	0	0	0	0
20-Point Scoring Games	0	1	1	2
Games Led UC in Scoring	1	9	9	19
Games Led UC in Rebounding	1	0	0	1
Games Led UC in Assists	9	22	17	48
Games With 3+ Assists	11	22	15	48
Games With 3+ Blocks	0	0	0	0
Games With 3+ Steals	1	3	2	6
Games With 3+ Three-Pointers	1	2	1	4

**Prior to Cincinnati:** Played three seasons at Cosby High School in Midlothian, Virginia, where he finished as the school's leader in career rebounds (347) and assists (230) while ranking second in career points (1,449) ... averaged 26.0 points, 15.1 rebounds and 3.5 assists during his senior season, helping the Titans to a 26-6 record and a district championship ... scored a career-high 48 points against Matoaca High School as a senior ... named a two-time Dominican District player of the year ... tabbed the Central Region player of the year and earned first team all-state honors ... named a Top 50 shooting guard by 247Sports.com ... coached by Ron Carr.

**Personal:** Born Nov. 29, 1995 in New York, New York ... son of Renee and Troy Caupain Sr. ... right-handed ... last name pronounced "co-PAIN."

#### AWARDS

- » Barclays Center Classic All-Tourney Team (2015)
- » Preseason First Team American Athletic Conference (2015-16)
- » American Athletic Conference Honorable Mention All-Conference (2014-15)
- » American Athletic Conference Weekly Honor Roll (1/19/14 & 1/26/15)

#### MOMENTS

- » Netted a career-high 25 points on 9-16 shooting, making four free throws in the final 1:08 in 76-72 win over Memphis (1/21/16)
- » Converted a three-point play and two free throws late to help secure a 61-56 win over George Washington in the championship game of the Barclays Center Classic (11/28/15)
- » Made a layup as time expired, forcing overtime in Cincinnati's 66-65 win over Purdue in the second round of the 2015 NCAA Tournament
- » Shot a league-best 46.5 percent from three-point range during conference play (20 of 43) in 2014-15

**2015-16 Season (Junior):** Poured in a career-high 25 points on 9-of-16 shooting, making four free throws in the final 1:08 in win over Memphis (1/21) ... tallied a team-high 14 points with four threes, six rebounds and three steals at USF (1/10) ... scored a season-high 19 points on 7-of-16 shooting with seven assists against Temple (12/29/15) ... posted a team-high 18 points with four assists against No. 11 Iowa State (12/22) ... scored a game-high 15 points with four assists against his hometown team, VCU (12/19) ... had 12 points and six assists against Butler (12/2) ... named to the Barclays Center Classic All-Tournament Team after averaging 16.5 points and hitting six threes in two games in Brooklyn ... scored a season-high 15 points with a pair of threes, four assists and two steals against SE Louisiana (11/24) ... handed out nine assists with one turnover to go with three steals vs. Robert Morris (11/15).

**2014-15 Season (Sophomore):** Started 33 of 34 games, averaging 9.6 points, 3.6 rebounds and a team-high 3.6 assists in a team-best 31.3 minutes ... named American Athletic Conference Honorable Mention All-Conference by the league's coaches ... named twice to The American Weekly Honor Roll (1/19 and 1/26) ... scored in double figures in 17 games ... led the Bearcats in assists in 22 of 34 games ... ranked among the league leaders in free-throw percentage (sixth at .788), assist-to-turnover ratio (sixth at 1.7-to-1), assists (10th at 3.6), steals (12th at 1.2) and field goal percentage (15th at .444) ... listed among The American leaders in three-point field goal percentage (first at .465) and field goal percentage (10th at .491) during league play ... scored a career-high 20 points on 8-of-9 shooting from the field against UConn (1/29) ... had 14 points with a trio of threes at No. 23 SMU (2/5) ... forced overtime with a running layup at the buzzer at the end of regulation in UC's 66-65 NCAA tournament second-round win over Purdue (3/19), finishing with 10 points in 38 minutes ... handed out a season-high seven assists with a turnover against Temple (1/17) ... dished out at least one assist in 33 of 34 games ... made 23 consecutive free throws dating back to VCU (12/20) until missing his first attempt against UCF (1/25) ... member of UC's Student-Athlete Advisory Board.

**2013-14 Season (Freshman):** Played in all 34 games without a start, averaging 5.4 points, 2.3 rebounds and 2.2 assists in 19.1 minutes ... ranked second on the team in free-throw shooting (78.4 percent) and assists (76) and third in three-point shooting (32.8 percent) ... produced a 2.04-to-1 assist-to-turnover ratio during conference play ... handed out a season-high nine assists with only two turnovers at Temple (1/26) ... dished out six assists with no turnovers at UCF (2/19) ... tallied a season-high 15 points with a trio of three-pointers and 6-of-6 shooting from the free-throw line against USC Upstate (12/3) ... scored 14 points on 5-of-6 shooting with two three-pointers against Rutgers (1/11) ... grabbed a season-best six rebounds at USF (1/18) ... scored in double figures five times and led the Bearcats in assists in nine games ... handed out three or more assists in 11 games.

### CAREER STATISTICS

			Total		3-Point		F-Throws		Rebounds											Scoring	
Season	gp-gs	min/avg	fg-fga	pct	fg-fga	pct	ft-fa	pct	off	def	tot	avg	pf	fo	ast	to	blk	stl	pts	avg	
2013-14	34-0	649/19.1	54-142	.380	19-58	.328	58-74	.784	13	66	79	2.3	50	0	76	42	2	31	185	5.4	
2014-15	34-33	1065/31.3	107-241	.444	31-76	.408	82-104	.788	17	105	122	3.6	49	1	121	72	6	41	327	9.6	
2015-16	20-20	626/31.3	78-208	.375	27-92	.293	47-60	.783	6	57	63	3.2	27	0	88	35	7	22	230	11.5	
TOTAL	88-53	2340/26.6	239-591	.404	77-226	.341	187-238	.786	36	228	264	3.0	126	1	285	149	15	94	742	8.4	





# #10 TROY CAUPAIN

GUARD • 6-4 • 205 • JUNIOR • 2L • MIDLOTHIAN, VA. (COSBY HIGH SCHOOL)

## GAME-BY-GAME STATISTICS

### 2015-16 (JUNIOR SEASON)

Opponent	Date	gs	min	Total		3-Pointers		Free throws		Rebounds							
				fg-fga	pct	3fg-fga	pct	ft-fa	pct	off	def	tot	avg	pf	a	t/o	bk
WESTERN CAROLINA	11/13/15	*	27	2-2	1.000	0-0	.000	2-4	.500	0	3	3	3.0	0	3	3	0
ROBERT MORRIS	11/15/15	*	24	1-3	.333	1-3	.333	3-4	.750	0	2	2	2.5	2	9	1	0
at Bowling Green	11/18/15	*	18	3-7	.429	1-4	.250	0-0	.000	0	4	4	3.0	4	4	1	0
ARKANSAS-PINE BLUFF	11/22/15	*	21	2-4	.500	1-3	.333	2-2	1.000	0	1	1	2.5	0	4	0	0
SE LOUISIANA	11/24/15	*	34	5-11	.455	2-7	.286	3-5	.600	0	2	2	2.4	0	4	0	1
vs Nebraska	11/27/15	*	29	5-11	.455	4-8	.500	3-4	.750	0	3	3	2.5	2	1	0	1
vs George Washington	11/28/15	*	33	5-14	.357	2-6	.333	4-4	1.000	0	2	2	2.4	1	2	2	1
BUTLER	12/2/15	*	33	4-8	.500	2-4	.500	2-3	.667	0	3	3	2.5	3	6	3	0
MORGAN STATE	12/6/15	*	34	3-14	.214	0-8	.000	0-0	.000	0	5	5	2.8	0	5	0	0
at Xavier	12/12/15	*	36	3-10	.300	2-9	.222	2-2	1.000	0	3	3	2.8	0	6	2	0
NORFOLK STATE	12/15/15	*	32	1-5	.200	1-3	.333	2-4	.500	0	4	4	2.9	0	6	1	1
at VCU	12/19/15	*	37	5-11	.455	1-3	.333	4-4	1.000	0	2	2	2.8	1	4	2	0
IOWA STATE	12/22/15	*	34	6-14	.429	1-4	.250	5-6	.833	1	4	5	3.0	1	4	1	0
TEMPLE	12/29/15	*	36	7-16	.438	1-4	.250	4-4	1.000	1	2	3	3.0	3	7	2	0
TULSA	12/16	*	31	3-9	.333	2-4	.500	0-0	.000	1	2	3	3.0	2	7	3	1
at SMU	01/07/16	*	37	4-14	.286	1-4	.250	0-0	.000	0	1	1	2.9	2	4	2	1
at USF	11/10/16	*	31	5-14	.357	4-9	.444	0-0	.000	1	5	6	3.1	2	2	3	0
HOUSTON	11/13/16	*	32	0-10	.000	0-4	.000	1-2	.500	1	3	4	3.1	1	5	3	1
at Temple	01/16/16	*	31	5-15	.333	0-3	.000	4-6	.667	1	3	4	3.2	3	1	3	0
MEMPHIS	01/21/16	*	36	9-16	.563	1-2	.500	6-6	1.000	0	3	3	3.2	0	4	3	0
Totals			20	626	78-208	.375	27-92	.293	47-60	.783	6	57	63	3.2	27	88	35

### 2014-15 (SOPHOMORE SEASON)

Opponent	Date	gs	min	Total		3-Pointers		Free throws		Rebounds							
				fg-fga	pct	3fg-fga	pct	ft-fa	pct	off	def	tot	avg	pf	a	t/o	bk
SAINT FRANCIS	11/14/14	*	27	2-2	1.000	0-0	.000	4-4	1.000	0	2	2	2.0	3	4	3	1
MOREHEAD STATE	11/19/14	*	31	2-7	.286	1-2	.500	8-11	.727	1	4	5	3.5	1	6	1	0
EASTERN ILLINOIS	11/23/14	*	36	8-13	.615	1-2	.500	0-0	.000	0	6	6	4.3	1	1	4	0
N.C. CENTRAL	11/25/14	*	27	1-7	.143	0-3	.000	2-2	1.000	0	2	2	3.8	1	0	0	0
vs Middle Tennessee	11/28/14	*	24	3-6	.500	1-3	.333	4-5	.800	0	2	2	3.4	1	1	1	0
vs Ole Miss	11/29/14	*	23	1-6	.167	1-3	.333	0-0	.000	2	2	4	3.5	2	1	5	0
STONY BROOK	12/02/14	*	26	3-5	.600	2-4	.500	2-2	1.000	0	3	3	3.4	1	6	1	0
at Nebraska	12/13/14	*	45	5-13	.385	0-1	.000	3-3	1.000	2	2	4	3.5	2	6	2	0
SAN DIEGO STATE	12/17/14	*	30	3-9	.333	0-1	.000	6-9	.667	1	3	4	3.6	0	4	2	0
VCU	12/20/14	*	36	0-5	.000	0-2	.000	2-2	1.000	0	6	6	3.8	0	6	3	0
WAGNER	12/23/14	*	19	2-4	.500	0-0	.000	2-2	1.000	0	3	3	3.7	3	3	4	1
at NC State	12-30-14	*	32	5-8	.625	1-1	1.000	2-2	1.000	1	3	4	3.8	4	2	2	0
SMU	01/03/15	*	32	1-3	.333	1-3	.333	4-4	1.000	1	3	4	3.8	2	4	3	0
EAST CAROLINA	01/06/15	*	30	4-6	.667	2-3	.667	0-0	.000	0	4	4	3.8	0	6	2	0
at UConn	1/10/15	*	34	6-15	.400	2-6	.333	0-0	.000	2	3	5	3.9	2	3	0	0
at Memphis	1/15/15	*	32	4-8	.500	1-2	.500	5-5	1.000	1	2	3	3.8	2	3	3	0
TEMPLE	01/17/15	*	32	2-5	.400	1-1	1.000	4-4	1.000	0	0	0	3.6	0	7	0	0
HOUSTON	01/21/15	*	35	4-6	.667	3-5	.600	2-2	1.000	0	3	3	3.6	2	6	3	0
at UCF	01/25/15	*	35	3-7	.429	0-2	.000	3-4	.750	0	3	3	3.5	1	2	2	0
UCONN	01/29/15	*	34	8-9	.889	1-2	.500	3-4	.750	0	4	4	3.6	3	2	3	0
at East Carolina	02/01/15		25	1-6	.167	0-3	.000	2-2	1.000	2	4	6	3.7	0	2	1	0
at SMU	02/05/15	*	36	4-6	.667	3-3	1.000	3-5	.600	0	4	4	3.7	2	4	2	0
USF	02/07/15	*	27	2-6	.333	0-2	.000	4-6	.667	0	3	3	3.7	4	1	4	0
at Temple	02/10/15	*	28	4-6	.667	2-2	1.000	0-0	.000	0	2	2	3.6	0	3	3	0
TULANE	02/14/15	*	30	2-4	.500	0-0	.000	1-2	.500	0	0	0	3.4	1	2	3	1
XAVIER	02/18/15	*	35	3-5	.600	1-3	.333	2-2	1.000	1	5	6	3.5	1	4	0	0
at Houston	2/21/15	*	21	1-7	.143	0-1	.000	3-4	.750	0	3	3	3.5	3	4	1	0
UCF	02/25/15	*	33	4-6	.667	2-2	1.000	0-3	.000	1	2	3	3.5	0	6	3	1
at Tulane	02/28/15	*	32	1-3	.333	1-2	.500	0-0	.000	0	5	5	3.6	0	4	1	0
at Tulsa	03/04/15	*	33	4-6	.667	1-2	.500	3-4	.750	0	6	6	3.6	2	2	0	0
MEMPHIS	03/08/15	*	35	2-7	.286	0-2	.000	0-0	.000	2	2	2	3.6	1	6	3	0
vs UConn	3/13/15	*	34	4-8	.500	3-4	.750	1-2	.500	0	4	4	3.6	1	2	2	0
vs Purdue	3/19/15	*	38	4-10	.400	0-0	.000	2-4	.500	1	2	3	3.6	2	4	2	0
vs Kentucky	3/21/15	*	38	4-17	.235	0-4	.000	5-5	1.000	1	3	4	3.6	1	4	3	0
Totals			33	1065	407-241	.444	31-76	.408	82-104	.788	17	105	122	3.6	49	121	72

### 2013-14 (FRESHMAN SEASON)

Opponent	Date	gs	min	Total		3-Pointers		Free throws		Rebounds										
				fg-fga	pct	3fg-fga	pct	ft-fa	pct	off	def	tot	avg	pf	a	t/o	bk	stl	pts	avg
NORTH CAROLINA CENT	11/08/13	13	0-3	.000	0-1	.000	2-2	1.000	0	2	2	2.0	0	2	1	0	0	0	2	3.0
NC STATE	11/12/13	19	0-3	.000	0-0	.000	5-6	.833	1	3	4	3.0	3	0	1	0	0	0	5	2.5
APPALACHIAN ST.	11/16/13	26	5-6	.833	0-1	.000	3-3	1.000	1	3	4	3.3	2	4	2	0	0	1	13	6.7
CAMPBELL	11/20/13	14	0-2	.000	0-0	.000	1-2	.500	0	1	1	2.8	0	1	0	0	1	1	5.3	
UMASS LOWELL	11/26/13	20	1-4	.250	0-1	.000	5-7	.714	2	1	3	2.8	1	1	2	0	2	7	5.6	
KENNESAW ST.	11/29/13	19	2-4	.500	0-0	.000	2-2	1.000	2	1	3	2.8	1	2	2	1	2	6	5.7	
USC UPSTATE	12/03/13	21	3-8	.375	3-5	.600	6-6	1.000	0	2	2	2.7	0	5	1	0	1	15	7.0	
at New Mexico	12/07/13	21	4-7	.571	1-2	.500	2-2	1.000	0	0	0	2.4	1	1	1	0	2	11	7.5	
vs Xavier	12/14/13	25	2-8	.250	1-3	.333	0-1	.000	1	3	4	2.6	4	0	1	0	2	5	7.2	
vs Pittsburgh	12/17/13	18	1-1	1.000	1-1	1.000	1-2	.500	0	2	2	2.5	2	2	3	0	0	4	6.9	
MIDDLE TENNESSEE	12/21/13	19	1-2	.500	1-2	.500	1-2	.500	0	5	5	2.7	2	4	1	0	0	4	6.6	
CHICAGO STATE	12/23/13	16	4-7	.571	2-4	.500	0-0	.000	0	4	4	2.8	3	3	3	0	1	10	6.9	
NEBRASKA	12/28/13	24	2-4	.500	0-1	.000	1-2	.500	0	4	4	2.9	3	3	0	0	2	5	6.8	
SMU	1/1/14	24	2-5	.400	1-2	.500	2-2	1.000	0	1	1	2.8	1	2	0	0	1	7	6.8	
at Memphis	1/4/14	19	3-6	.500	1-2	.500	0-0	.000	0	3	3	2.8	1	5	1	0	3	7	6.8	
at Houston	1/7/14	22	2-6	.333	1-2	.500	1-3	.333	2	0	2	2.8	1	1	0	0	2	6	6.8	
RUTGERS	1/11/14	23	5-6	.833	2-3	.667	2-5	.400	0	2	2	2.7	3	1	4	0	0	14	7.2	
TEMPLE	1/14/14	17	0-3	.000	0-2	.000	2-2	1.000	0	0	0	2.6	3	5	0	0	1	2	6.9	
at USF	1/18/14	18	1-5	.200	1-3	.333	2-2	1.000	0	6	6	2.7	1	2	2	0	0	5	6.8	
UCF	1/23/14	23	2-7	.286	1-3	.333	1-2	.500	0	2	2	2.7	2	0	1	0	0	6	6.8	
at Temple	01/26/14	24	3-5	.600	0-2	.000	2-2	1.000	0	1	1	2.6	1	9	2	0	1	8	6.8	
at Louisville	1/30/14	22	0-5	.000	0-1	.000	0-0	.000	1	2	3	2.6	0	1	2	0	0	0	6.5	
USF	2/2/14	17	0-2	.000	0-1	.000	0-0	.000	0	2	2	2.6	0	2	0	0	1	0	6.0	
UCONN	2/6/14	12	1-3	.333	0-1	.000	0-0	.000	0	0	0	2.5	0	0	2	0	0	0	6.0	
at SMU	02/08/14	16	0-4	.000	0-4	.000	1-2	.500	0	1	1	2.4	3	2	2	0	0	1	5.8	
HOUSTON	2/15/14	12	0-3	.000	0-1	.000	2-2	1.000	1	2	3	2.5	0	0	0	0	1	2	5.7	
at UCF	2/19/14	19	2-2	1.000	1-1	1.000	0-0	.000	1	0	1	2.4	0	6	0	0	1	5	5.7	
LOUISVILLE	2/22/14	18	1-2	.500	0-0	.000	4-4	1.000	0	2	2	2.4	2	1	0	0	0	6	5.7	
at UConn	3/1/14	13	1-3	.333	1-3	.333	0-0	.000	0	1	1	2.3	0	0	3	0	0	3	5.6	
MEMPHIS	03/06/14	23	0-2	.000	0-2	.000	6-7	.857	0	4	4	2.4	2	2	1	0	1	6	5.6	
at Rutgers	03/08/14	18	3-4	.750	1-1	1.000	0-0	.000	0	2	2	2.4	0	4	1	0	0	7	5.6	
vs UCF	3/13/14	24	1-4	.250	0-1	.000	2-2	1.000	0	3	3	2.4	2	3	0	1	0	4	5.6	
vs UConn	3/14/14	8	1-3	.333	0-1	.000	0-0	.000	1	0	1	2.4	3	0	2	0	1	2	5.5	
vs Harvard	03/20/14	22	1-3	.333	0-1	.000	2-2	1.000	0	1	1	2.3	1	0	0	0	2	4	5.4	
Totals		0	649	54-142	38	19-58	328	58-74	784	13	66	79	2.3	50	76	42	2	31	185	5.4





# #11 GARY CLARK

FORWARD • 6-8 • 235 • SOPHOMORE • 1L • CLAYTON, N.C. (CLAYTON HIGH SCHOOL)



## ALL-CONFERENCE CANDIDATE

### SEASON & CAREER STATISTICS

2015-16 SEASON			CAREER		
21 vs. Western Carolina, 11/13/15	Pts	21 vs. Western Carolina, 11/13/15			
11 vs. Norfolk State, 12/15/15	FG Atts	12 vs. UConn, 1/29/15			
9, 2x (last vs. Norfolk State, 12/15/15)	FG Made	9, 2x (last vs. Norfolk State, 12/15/15)			
1, 8x (last at Temple, 1/16/16)	3PT-FG Atts	1, 13x (last at Temple, 1/16/16)			
2 vs. Morgan State, 12/6/15	3PT-FG Made	2 vs. Morgan State, 12/6/15			
8 at VCU, 12/19/15	FT Atts	8 at VCU, 12/19/15			
7 at VCU, 12/19/15	FT Made	7 at VCU, 12/19/15			
14, 3x (last at Temple, 1/16/16)	Rebs	16 vs. East Carolina, 1/6/15			
6 vs. Houston, 1/13/16	Assts	6 vs. Houston, 1/13/16			
5 at SMU, 1/7/16	Stls	5 at SMU, 1/7/16			
4 vs. Memphis, 1/21/16	Blks	4, 3x (last vs. Memphis, 1/21/16)			
37 vs. SE Louisiana, 11/24/15	Mins	37 vs. SE Louisiana, 11/24/15			

### MISCELLANEOUS STATISTICS

CATEGORY	2014-15	2015-16	CAREER
Double-Figure Scoring Games	11	10	21
Double-Figure Rebounding Games	7	7	14
Double-Double Games	3	3	6
20-Point Scoring Games	0	1	1
Games Led UC in Scoring	2	1	3
Games Led UC in Rebounding	15	9	24
Games Led UC in Assists	6	3	9
Games With 3+ Assists	5	5	10
Games With 3+ Blocks	4	1	5
Games With 3+ Steals	3	2	5
Games With 3+ Three-Pointers	0	0	0

... praised on one of the nation's top 100 prospects by ESPN and Rivals ... named Greater Neuse River Conference Player of the Year as a junior and senior ... became the first player in the state of North Carolina to record a quadruple double with 22 points, 21 rebounds, 15 blocked shots and 10 assists against West Johnston during his senior season ... poured in 40 points and grabbed 12 rebounds against East Wake on Jan. 11, 2014, the same day he was left off the list of nominees for the McDonald's All-America game ... averaged 24 points, 14 rebounds and four blocks while leading the Comets to the 2013 4A Eastern Regional semifinals as a junior ... averaged nearly 32 points in the playoffs while earning Associate Press All-State accolades.

**Personal:** Born Nov. 16, 1994 in Smithfield, North Carolina ... son of Tammy McKey and Gary Clark Sr. ... has one brother, Jeremiah and two sisters, Azia and Tanija ... right-handed.

#### AWARDS

- » American Athletic Conference All-Rookie Team (2014-15)
- » American Athletic Conference Rookie of the Week (12/8/14)
- » American Athletic Conference Weekly Honor Roll (2/23/15)

#### MOMENTS

- » Finished 2014-15 as the only freshman in The American to rank among the top 10 league leaders for rebounds (third at 7.2), field goal percentage (sixth at .524) and blocks (sixth at 1.3)
- » Ranked second in The American in rebounding among freshmen in 2014-15
- » Set Cincinnati's freshman single-game record, pulling down 16 rebounds against East Carolina (1/6/15)

**2015-16 (Sophomore):** Posted 12 points and 14 rebounds at Temple (1/16) ... tallied 14 points on 5-of-6 shooting with seven rebounds, six assists and two steals vs. Houston (1/13) ... grabbed 11 rebounds, including seven offensive rebounds at USF (1/10) ... posted a double-double with 13 points and 11 rebounds and a career-high five steals at SMU (1/7) ... matched a season high with 14 rebounds to go with seven points and four assists against Tulsa (1/2) ... had 10 points on 5-of-8 shooting with a team-high nine rebounds against No. 11 Iowa state (12/22) ... accounted for 13 points and nine rebound while making a career-best 7-of-8 free throws at VCU (12/19) ... registered 19 points on 9-of-11 shooting with seven rebounds against Norfolk State (12/15/15) ... tallied a double-double with 13 points and 14 rebounds to go with five assists against Morgan State (12/6) ... scored six points and pulled down a season-high 11 rebounds against George Washington (11/28) ... posted 12 points with eight rebounds and two blocks against SE Louisiana (11/24) ... tallied seven points and 10 rebounds at Bowling Green (11/18) ... poured in a career-high 21 points on 9 of 10 shooting with eight rebounds and three blocks in the season opener (11/13).

**2014-15 (Freshman):** Started all 34 games, averaging 7.8 points, 7.2 rebounds, 1.7 assists and 1.3 blocks in 27.8 minutes ... named to the American Athletic Conference All-Rookie Team by the league's coaches ... tabbed The American's Rookie of the Week (12/8) and chosen to league's weekly honor roll (2/23) ... grabbed 246 rebounds on the season, second most in school history by a freshman (Danny Fortson 258 in 1995) ... finished as the only freshman in The American to rank among the top 10 league leaders for rebounds (third at 7.2), field goal percentage (sixth at .524) and blocks (sixth at 1.3) ... finished second in The American in rebounding among freshmen (UConn's Daniel Hamilton [7.6]) ... ranked second in the league for offensive rebounds (2.8) and tied for fourth in defensive rebounds (4.5) ... led UC in rebounding in 15 games on the season, grabbing 10 or more boards seven times ... posted five or more rebounds in 28 of 34 games ... set a UC freshman record pulling down 16 rebounds to go with eight points, a season-best four blocks and a season-high four steals against East Carolina (1/6) ... scored in double figures in 11 games ... registered three double-doubles with 12 points and a game-high 10 rebounds against UConn (1/29), 12 points and a game-high 12 rebounds against Ole Miss (11/29) and 11 points and a game-high 14 rebounds at Houston (2/21) ... tallied a season-high 14 points on 7-of-11 shooting to go with seven rebounds against Xavier (2/18) ... had eight points, nine rebounds and a season-best five assists at Tulane (2/28) ... selected to the Emerald Coast Classic All-Tournament Team ... became the first true freshman to start a season opener since Lance Stephenson (2009-10 season).

**Prior to Cincinnati:** Averaged 26 points, seven rebounds and four assists as a senior at Clayton High School in Clayton, North Carolina ... finished his career as the school's all-time leader in points, rebounds and blocks ... tabbed a four-star recruit by Rivals, ESPN and 247 Sports

### CAREER STATISTICS

			Total		3-Point		F-Throws		Rebounds											Scoring	
Season	gp-gs	min/avg	fg-fga	pct	fg-fga	pct	ft-fga	pct	off	def	tot	avg	pf	fo	ast	to	blk	stl	pts	avg	
2014-15	34-34	945/27.8	110-210	.524	0-5	.000	45-72	.625	94	152	246	7.2	54	0	57	38	45	35	265	7.8	
2015-16	20-20	573/28.7	75-127	.591	5-9	.556	40-59	.678	76	95	171	8.6	55	0	43	26	25	24	195	9.8	
TOTAL	54-54	1518/28.1	185-337	.549	5-14	.357	85-131	.649	170	247	417	7.7	109	0	100	64	70	59	460	8.5	





# #11 GARY CLARK

FORWARD • 6-8 • 235 • SOPHOMORE • 1L • CLAYTON, N.C. (CLAYTON HIGH SCHOOL)

## GAME-BY-GAME STATISTICS

### 2015-16 (SOPHOMORE SEASON)

Opponent	Date	gs	min	Total		3-Pointers		Free throws		Rebounds				pf	a	t/o	blk	stl	pts	avg	
				fg	pct	fg	pct	ft	pct	off	def	tot	avg								
WESTERN CAROLINA	11/13/15	*	28	9-10	.900	0-1	.000	3-3	1.000	2	6	8	8.0	2	2	1	3	0	21	21.0	
ROBERT MORRIS	11/15/15	*	24	2-5	.400	0-0	.000	0-0	.000	4	3	7	7.5	1	3	2	2	1	4	12.5	
at Bowling Green	11/18/15	*	24	3-4	.750	0-0	.000	1-2	.500	2	8	10	8.3	3	2	1	1	2	7	10.7	
ARKANSAS-PINE BLUFF	11/22/15	*	18	3-4	.750	1-1	1.000	3-6	.500	2	4	6	7.8	4	3	1	1	1	10	10.5	
SE LOUISIANA	11/24/15	*	37	4-8	.500	1-1	1.000	3-5	.600	5	3	8	7.8	1	0	0	2	1	12	10.8	
vs Nebraska	11/27/15	*	30	2-6	.333	0-0	.000	2-2	1.000	2	2	4	7.2	2	2	2	0	1	6	10.0	
vs George Washington	11/28/15	*	27	3-4	.750	0-0	.000	0-0	.000	3	8	11	7.7	4	2	2	1	3	6	9.4	
BUTLER	12/2/15	*	23	3-4	.750	0-0	.000	3-4	.750	3	3	6	7.5	4	1	2	2	1	9	9.4	
MORGAN STATE	12/6/15	*	28	4-6	.667	1-2	.500	4-5	.800	8	6	14	8.2	2	5	0	2	1	13	9.8	
at Xavier	12/12/15	*	29	0-2	.000	0-0	.000	0-0	.000	2	5	7	8.1	3	2	1	0	2	0	8.8	
NORFOLK STATE	12/15/15	*	29	9-11	.818	1-1	1.000	0-0	.000	3	4	7	8.0	3	2	2	1	0	19	9.7	
at VCU	12/19/15	*	30	3-6	.500	0-0	.000	7-8	.875	2	7	9	8.1	4	0	1	1	0	13	10.0	
IOWA STATE	12/22/15	*	28	5-8	.625	0-1	.000	0-2	.000	5	4	9	8.2	1	2	1	0	1	10	10.0	
TEMPLE	12/29/15	*	28	3-8	.375	0-0	.000	1-1	1.000	3	1	4	7.9	2	2	2	0	0	7	9.8	
TULSA	1/2/16	*	30	3-6	.500	0-0	.000	1-2	.500	8	6	14	8.3	4	4	0	1	0	7	9.6	
at SMU	01/07/16	*	32	6-10	.600	0-0	.000	1-2	.500	4	7	11	8.4	2	1	1	0	5	13	9.8	
at USF	1/10/16	*	34	0-4	.000	0-0	.000	5-7	.714	7	4	11	8.6	1	2	2	1	1	5	9.5	
HOUSTON	1/13/16	*	33	5-6	.833	1-1	1.000	3-4	.750	5	2	7	8.5	4	6	1	1	2	14	9.8	
at Temple	01/16/16	*	34	6-10	.600	0-1	.000	0-1	.000	5	9	14	8.8	4	1	2	2	0	12	9.9	
MEMPHIS	01/21/16	*	27	2-5	.400	0-0	.000	3-5	.600	1	3	4	8.6	4	1	2	4	2	7	9.8	
Totals			20	573	75-127	.591	5-9	.556	40-59	.678	76	95	171	8.6	55	43	26	25	24	195	9.8

### 2014-15 (FRESHMAN SEASON)

Opponent	Date	gs	min	Total		3-Pointers		Free throws		Rebounds				pf	a	t/o	blk	stl	pts	avg	
				fg	pct	3fg	pct	ft	pct	off	def	tot	avg								
SAINT FRANCIS	11/14/14	*	24	5-8	.625	0-1	.000	0-0	.000	4	2	6	6.0	1	1	0	1	4	10	10.0	
MOREHEAD STATE	11/19/14	*	24	1-4	.250	0-0	.000	0-0	.000	2	6	8	7.0	2	1	2	0	0	2	6.0	
EASTERN ILLINOIS	11/23/14	*	22	2-4	.500	0-0	.000	0-0	.000	3	5	8	7.3	2	3	0	2	1	4	5.3	
N.C. CENTRAL	11/25/14	*	25	3-5	.600	0-0	.000	6-6	1.000	5	3	8	7.5	2	2	3	4	0	12	7.0	
vs Middle Tennessee	11/28/14	*	31	4-6	.667	0-0	.000	1-2	.500	5	2	7	7.4	1	2	1	2	1	9	7.4	
vs Ole Miss	11/29/14	*	29	4-6	.667	0-0	.000	4-7	.571	4	8	12	8.2	0	0	1	1	0	12	8.2	
STONY BROOK	12/02/14	*	26	6-10	.600	0-0	.000	1-1	1.000	3	5	8	8.1	1	2	2	2	1	13	8.9	
at Nebraska	12/13/14	*	32	3-9	.333	0-0	.000	2-6	.333	4	4	8	8.1	4	1	1	1	0	8	8.8	
SAN DIEGO STATE	12/17/14	*	29	4-8	.500	0-0	.000	2-2	1.000	0	5	5	7.8	3	1	0	0	0	10	8.9	
VCU	12/20/14	*	21	2-7	.286	0-1	.000	0-0	.000	2	3	5	7.5	1	2	0	0	0	4	8.4	
WAGNER	12/23/14	*	22	2-4	.500	0-0	.000	1-1	1.000	2	4	6	7.4	1	0	0	2	1	5	8.1	
at NC State	12-30-14	*	36	3-6	.500	0-0	.000	3-7	.429	3	1	4	7.1	1	2	1	0	2	9	8.2	
SMU	01/03/15	*	33	3-6	.500	0-1	.000	2-2	1.000	2	5	7	7.1	1	2	2	1	2	8	8.2	
EAST CAROLINA	01/06/15	*	30	3-7	.429	0-0	.000	2-3	.667	4	12	16	7.7	0	3	3	4	4	8	8.1	
at UConn	1/10/15	*	27	1-2	.500	0-1	.000	0-0	.000	1	4	5	7.5	2	2	2	1	2	2	7.7	
at Memphis	1/15/15	*	30	3-7	.429	0-0	.000	1-2	.500	3	7	10	7.7	3	4	2	1	0	7	7.7	
TEMPLE	01/17/15	*	23	4-7	.571	0-0	.000	3-3	1.000	1	7	8	7.7	0	2	1	0	0	11	7.9	
HOUSTON	01/21/15	*	33	3-3	1.000	0-0	.000	2-2	1.000	0	5	5	7.6	2	0	2	2	2	8	7.9	
at UCF	01/25/15	*	28	3-5	.600	0-0	.000	1-4	.250	1	1	2	7.3	3	0	1	2	2	7	7.8	
UCONN	01/29/15	*	27	6-12	.500	0-0	.000	0-2	.000	7	3	10	7.4	1	2	2	4	4	12	8.1	
at East Carolina	02/01/15	*	33	2-5	.400	0-0	.000	0-1	.000	0	5	5	7.3	0	0	2	3	0	4	7.9	
at SMU	02/05/15	*	18	1-2	.500	0-0	.000	0-0	.000	1	4	5	7.2	3	4	0	0	0	2	7.6	
USF	02/07/15	*	16	2-3	.667	0-0	.000	1-2	.500	3	0	3	7.0	0	1	1	0	1	5	7.5	
at Temple	02/10/15	*	21	2-3	.667	0-0	.000	0-0	.000	2	3	5	6.9	0	2	3	1	2	4	7.3	
TULANE	02/14/15	*	20	4-6	.667	0-0	.000	0-0	.000	1	2	3	6.8	3	0	2	1	1	8	7.4	
XAVIER	02/18/15	*	36	7-11	.636	0-0	.000	0-1	.000	4	3	7	6.8	2	2	0	2	1	14	7.6	
at Houston	2/21/15	*	31	4-7	.571	0-0	.000	3-4	.750	6	8	14	7.0	2	1	1	2	0	11	7.7	
UCF	02/25/15	*	25	5-6	.833	0-0	.000	0-0	.000	0	3	3	6.9	1	3	0	0	0	10	7.8	
at Tulane	02/28/15	*	28	3-7	.429	0-0	.000	2-3	.667	5	4	9	7.0	0	5	1	2	0	8	7.8	
at Tulsa	03/04/15	*	36	3-3	1.000	0-0	.000	1-2	.500	3	5	8	7.0	4	2	2	0	0	7	7.8	
MEMPHIS	03/08/15	*	33	4-8	.500	0-0	.000	3-4	.750	1	3	4	6.9	2	2	1	1	1	11	7.9	
vs UConn	3/13/15	*	34	4-9	.444	0-1	.000	1-1	1.000	2	9	11	7.0	1	1	0	1	0	9	7.9	
vs Purdue	3/19/15	*	36	4-10	.400	0-0	.000	1-2	.500	5	7	12	7.2	1	2	0	1	2	9	8.0	
vs Kentucky	3/21/15	*	26	0-4	.000	0-0	.000	2-2	1.000	5	4	9	7.2	4	0	0	3	1	2	7.8	
Totals			34	94	110-210	.524	0-5	.000	45-72	.625	94	152	246	7.2	54	57	38	45	35	265	7.8





# #13 TRE SCOTT

FORWARD • 6-8 • 225 • FRESHMAN • HS • DARIEN, GA. (MCINTOSH COUNTY ACADEMY)

**Prior to Cincinnati:** Named the Georgia Region 2A Player of the Year as a junior and senior ... tabbed first team all-region as a freshman and sophomore ... set the school scoring mark with 1,824 points while averaging 13.3 rebounds during his career at McIntosh County Academy in Darien, Georgia (population 1,880) ... averaged 21.6 points, 14.1 rebounds, 6.5 assists and 3.5 blocks as a senior ... posted 22.3 points, 13.7 rebounds, 6.7 assists and 3.7 blocks as a junior ... tabbed a three-star prospect by ESPN, Rivals.com and Scout.com and 247 Sports.

**Personal:** Born Nov. 25, 1996 in Brunswick, Georgia ... son of Anita and Eddie Scott ... has two sisters, Jada and Jadyn ... right-handed.

## SEASON & CAREER STATISTICS

2015-16 SEASON		CAREER
0	Pts	0
0	FG Atts	0
0	FG Made	0
0	3PT-FG Atts	0
0	3PT-FG Made	0
0	FT Atts	0
0	FT Made	0
0	Rebs	0
0	Assts	0
0	Stls	0
0	Blks	0
0	Mins	0

## MISCELLANEOUS STATISTICS

CATEGORY	2015-16	CAREER
Double-Figure Scoring Games	0	0
Double-Figure Rebounding Games	0	0
Double-Double Games	0	0
20-Point Scoring Games	0	0
Games Led UC in Scoring	0	0
Games Led UC in Rebounding	0	0
Games Led UC in Assists	0	0
Games With 3+ Assists	0	0
Games With 3+ Blocks	0	0
Games With 3+ Steals	0	0
Games With 3+ Three-Pointers	0	0

## GAME-BY-GAME STATISTICS

2015-16 (FRESHMAN SEASON)

## CAREER STATISTICS





# #21 FARAD COBB

GUARD • 6-1 • 170 • SENIOR • 1L • WEST PALM BEACH, FLA. (NORTHWEST FLORIDA STATE COLLEGE)

## AWARDS

» American Athletic Conference Player of the Week (3/9/15)  
 » American Athletic Conference Weekly Honor Roll (11/26/15, 12/21/15, 1/4/16, 1/5/15 & 2/9/15)

## MOMENTS

» Made six three-pointers and finished with 20 points at Bowling Green (11/18/15)  
 » Averaged a team-best 18.0 points, shooting 20 of 33 (60.6 percent) from the field and 10 of 19 (62.5 percent) from three-point range against the top two teams in The American in 2014-15: SMU (two games) and Tulsa (one game)  
 » Led the Bearcats in scoring during March 2015, averaging 12.2 points while shooting 44.7 percent (21 of 47) from the field and 90.9 percent (10 of 11) from the foul line

**2015-16 (Senior):** Matched his UC best with six threes to go with four steals at SMU (1/7) ... hit five threes and scored a season-high 21 points against Tulsa (1/2) ... tallied a game-high 15 points with a trio of threes at VCU (12/19) ... matched his season high with 20 points on 7-of-14 shooting with five threes against Norfolk State (12/15) ... hit a trio of threes and had 11 points against George Washington (11/28/15) ... registered a game-high 20 points on 7-of-11 shooting with four treys, four steals and three assists vs. Arkansas-Pine Bluff (11/22) ... tallied a game-high 20 points on 7-of-14 shooting with a UC career-high six three-pointers in 22 minutes at Bowling Green (11/18) ... led UC with 15 points on 6-of-9 shooting with three threes against Robert Morris (11/15) ... nailed a trio of threes in the season opener (11/13).

**2014-15 (Junior):** Started nine of 34 games played, averaging 8.5 points, 2.5 rebounds, 1.4 assists and 1.0 steals in 24.1 minutes ... finished with a team-high 53 three-pointers and was the squad's third-leading scorer while ranking among The American's leaders in three-pointers made (13th at 1.6) for the season and steals (tied for ninth at 1.3), three-point shooting percentage (12th at .370) and three-pointers made (tied for 12th at 1.7) during league action ... named The American's Player of the Week (3/9) and was tabbed to The American's Weekly Honor Roll twice (1/5 and 2/9) ... led the Bearcats in scoring during March, averaging 12.2 points while shooting 44.7 percent (21 of 47) from the field and 90.9 percent (10 of 11) from the foul line ... started the last eight games of the season ... scored in double figures in eight of UC's final 14 games of the season, while leading the team in scoring (10.9 points), three-pointers made (25), steals (16) and free-throw percentage (.833 [20 of 24]) ... shot 79.2 percent (38 of 48) from the free-throw line during the season ... tallied a season-high 24 points on 8-of-14 from the field with a season-high six three-pointers against Morehead State (11/19) ... netted 22 points on 9-of-14 from the field with four three-pointers at Tulsa (3/4) ... had 18 points with four three-pointers against SMU (1/3) in Cincinnati and 14 points with a pair of threes at No. 23 SMU (2/5) in Dallas ... poured in 16 points with a pair of threes and 6-of-6 shooting from the free-throw line against Memphis (3/8) ... posted a team-high 14 points with a pair of threes in a season-high 36 minutes in UC's overtime win against Purdue (3/19) in the second round of the NCAA tournament ... led UC in points seven times and scored in double figures 11 times ... scored in 32 of UC's 34 games.

**Prior to Cincinnati:** Averaged a team-best 15.1 points, 4.4 rebounds and 3.4 assists while shooting 51.1 percent from the field and 46.3 percent from three-point range as a sophomore during the 2013-14 season at Northwest Florida State College in Niceville, Florida ... averaged 5.7 points, 2.3 rebounds and 1.7 assists with eight starts in 26 games as a freshman at Chattanooga during the 2012-13 campaign ... tabbed



## ALL-CONFERENCE CANDIDATE

## SEASON & CAREER STATISTICS

### 2015-16 SEASON

21 vs. Tulsa (1/2/16)	Pts	24 vs. Morehead State, 11/19/14
14, 4x (last vs. Tulsa, 1/2/16)	FG Atts	14, 5x (last vs. Tulsa, 1/2/16)
8 vs. Tulsa (1/2/16)	FG Made	9 at Tulsa, 3/4/15
11 at Bowling Green, 11/18/15	3PT-FG Atts	11 at Bowling Green, 11/18/15
6, 2x (last at SMU, 1/7/16)	3PT-FG Made	7 vs. Kansas (at Chattanooga), 11/15/12
4 at VCU, 12/19/15	FT Atts	6 vs. Memphis, 3/8/15
4 at VCU, 12/19/15	FT Made	6 vs. Memphis, 3/8/15
4, 2x (last vs. Tulsa, 1/2/16)	Rebs	7 vs. Tulane, 2/14/15
4 vs. Memphis, 1/21/16	Assts	4, 3x (last vs. Memphis, 1/21/16)
4, 2x (last at SMU, 1/7/16)	Stls	5 at Houston, 2/21/15
1 vs. Western Carolina, 11/13/15	Blks	1, 5x (last vs. Western Carolina, 11/13/15)
38 at Temple, 1/16/16	Mins	38 at Temple, 1/16/16

## MISCELLANEOUS STATISTICS

CATEGORY	2014-15	2015-16	CAREER
Double-Figure Scoring Games	11	14	25
Double-Figure Rebounding Games	0	0	0
Double-Double Games	0	0	0
20-Point Scoring Games	2	4	6
Games Led UC in Scoring	6	7	13
Games Led UC in Rebounding	1	0	1
Games Led UC in Assists	3	0	3
Games With 3+ Assists	5	4	9
Games With 3+ Blocks	0	0	0
Games With 3+ Steals	2	1	3
Games With 3+ Three-Pointers	7	10	17

a top-40 point guard in the Class of 2012 by ESPN.com ... named the Class A Player of the Year and an All-State performer as a junior attending Summit Christian School ... selected as the 2011 and 2012 Palm Beach Post Player of the Year and the 2012 Fort Lauderdale Player of the Year ... ranked as the No. 1 point guard in Florida by ESPN.com while averaging 27.8 points, 6.7 assists and 5.8 rebounds as a senior ... led the Fighting Saints to a 107-16 record for his career, winning the Class A State Championship as a junior while claiming tournament most valuable player honors.

**Personal:** Born April 5, 1993 in West Palm Beach, Florida ... son of Rita and Willie Cobb ... right-handed ... first name is pronounced "fah-ROD."

## CAREER STATISTICS

			Total		3-Point		F-Throws		Rebounds											Scoring	
Season	gp-gs	min/avg	fg-fga	pct	fg-fga	pct	ft-fga	pct	off	def	tot	avg	pf	fo	ast	to	blk	stl	pts	avg	
2014-15	34-9	821/24.1	99-259	.382	53-159	.333	38-48	.792	18	67	85	2.5	36	0	49	37	4	33	289	8.5	
2015-16	20-20	503/25.2	83-194	.428	52-115	.452	12-14	.857	8	26	34	1.7	13	0	35	20	1	28	230	11.5	
TOTAL	54-29	1324/24.5	182-453	.402	105-274	.383	50-62	.806	26	93	119	2.2	49	0	84	57	5	61	519	9.6	





# #21 FARAD COBB

GUARD • 6-1 • 170 • SENIOR • 1L • WEST PALM BEACH, FLA. (NORTHWEST FLORIDA STATE COLLEGE)

## GAME-BY-GAME STATISTICS

### 2015-16 (SENIOR SEASON)

Opponent	Date	gs	min	Total		3-Pointers		Free throws		Rebounds				pf	a	t/o	blk	stl	pts	avg	
				fg	pct	fg	pct	ft	pct	off	def	tot	avg								
WESTERN CAROLINA	11/13/15	*	20	3-6	.500	3-3	1.000	2-2	1.000	0	1	1	1.0	0	2	1	1	0	11	11.0	
ROBERT MORRIS	11/15/15	*	17	6-9	.667	3-6	.500	0-0	.000	0	1	1	1.0	1	2	1	0	0	15	13.0	
at Bowling Green	11/18/15	*	22	7-14	.500	6-11	.545	0-0	.000	0	2	2	1.3	2	1	2	0	1	20	15.3	
ARKANSAS-PINE BLUFF	11/22/15	*	25	7-11	.636	4-6	.667	2-2	1.000	1	1	2	1.5	0	3	1	0	4	20	16.5	
SE LOUISIANA	11/24/15	*	25	1-4	.250	0-2	.000	0-0	.000	1	1	2	1.6	2	3	2	0	2	2	13.6	
vs Nebraska	11/27/15	*	16	1-6	.167	0-1	.000	0-0	.000	0	2	2	1.7	0	1	0	0	1	2	11.7	
vs George Washington	11/28/15	*	24	4-10	.400	3-7	.429	0-0	.000	0	1	1	1.6	1	0	0	0	0	11	11.6	
BUTLER	12/2/15	*	20	3-8	.375	0-3	.000	0-0	.000	0	0	0	1.4	0	0	1	0	0	6	10.9	
MORGAN STATE	12/6/15	*	28	4-14	.286	2-9	.222	1-2	.500	0	1	1	1.3	1	3	2	0	2	11	10.9	
at Xavier	12/12/15	*	25	3-9	.333	3-8	.375	2-2	1.000	2	2	4	1.6	1	1	0	0	1	11	10.9	
NORFOLK STATE	12/15/15	*	27	7-14	.500	5-8	.625	1-2	.500	0	3	3	1.7	0	2	1	0	2	20	11.7	
at VCU	12/19/15	*	26	4-8	.500	3-4	.750	4-4	1.000	2	1	3	1.8	1	0	1	0	2	15	12.0	
IOWA STATE	12/22/15	*	27	4-13	.308	2-6	.333	0-0	.000	0	1	1	1.8	1	3	3	0	0	10	11.8	
TEMPLE	12/29/15	*	27	4-10	.400	2-6	.333	0-0	.000	0	2	2	1.8	1	1	1	0	0	10	11.7	
TULSA	1/2/16	*	27	8-14	.571	5-7	.714	0-0	.000	1	3	4	1.9	0	2	1	0	2	21	12.3	
at SMU	01/07/16	*	31	6-13	.462	6-11	.545	0-0	.000	0	0	0	1.8	1	2	2	0	4	18	12.7	
at USF	1/10/16	*	23	1-5	.200	1-3	.333	0-0	.000	0	0	0	1.7	1	1	0	0	2	3	12.1	
HOUSTON	1/13/16	*	31	6-12	.500	2-5	.400	0-0	.000	1	1	2	1.7	0	1	0	0	3	14	12.2	
at Temple	01/16/16	*	38	3-11	.273	1-6	.167	0-0	.000	0	1	1	1.7	0	3	1	0	2	7	11.9	
MEMPHIS	01/21/16	*	24	1-3	.333	1-3	.333	0-0	.000	0	2	2	1.7	0	4	0	0	0	3	11.5	
Totals			20	503	83-194	428	52-115	452	12-14	857	8	26	34	1.7	13	35	20	1	28	230	11.5

### 2014-15 (JUNIOR SEASON)

Opponent	Date	gs	min	Total		3-Pointers		Free throws		Rebounds				pf	a	t/o	blk	stl	pts	avg	
				fg	pct	fg	pct	ft	pct	off	def	tot	avg								
SAINT FRANCIS	11/14/14		13	0-2	.000	0-2	.000	0-0	.000	0	4	4	4.0	1	1	0	0	0	0.0		
MOREHEAD STATE	11/19/14		28	8-14	.571	6-9	.667	2-4	.500	0	0	0	2.0	1	1	0	1	2	24	12.0	
EASTERN ILLINOIS	11/23/14		23	0-5	.000	0-3	.000	4-4	1.000	0	0	0	1.3	0	2	2	0	2	4	9.3	
N.C. CENTRAL	11/25/14		31	3-9	.333	3-8	.375	0-0	.000	2	2	4	2.0	0	1	1	0	0	9	9.3	
vs Middle Tennessee	11/28/14		20	3-6	.500	1-3	.333	2-2	1.000	0	3	3	2.2	1	2	0	0	2	9	9.2	
vs Ole Miss	11/29/14		23	1-9	.111	1-5	.200	0-0	.000	3	1	4	2.5	0	1	1	0	1	3	8.2	
STONY BROOK	12/02/14		8	0-0	.000	0-0	.000	0-0	.000	1	0	1	2.3	1	2	0	0	0	0	7.0	
at Nebraska	12/13/14		29	2-9	.222	2-7	.286	0-0	.000	1	4	5	2.6	1	1	0	0	0	6	6.9	
SAN DIEGO STATE	12/17/14		29	5-11	.455	2-5	.400	0-0	.000	0	5	5	2.9	1	2	1	0	0	12	7.4	
VCU	12/20/14		28	3-10	.300	1-6	.167	0-0	.000	1	4	5	3.1	0	0	1	1	2	7	7.4	
WAGNER	12/23/14		24	1-4	.250	0-3	.000	2-5	.400	0	2	2	3.0	0	1	1	0	0	4	7.1	
at NC State	12-30-14		22	4-6	.667	1-3	.333	0-0	.000	0	0	0	2.8	0	2	0	0	0	9	7.3	
SMU	01/03/15		27	6-12	.500	4-9	.444	2-3	.667	1	1	2	2.7	0	0	1	0	1	18	8.1	
EAST CAROLINA	01/06/15		21	0-3	.000	0-3	.000	2-2	1.000	0	1	1	2.6	3	2	1	0	1	2	7.6	
at UConn	1/10/15		14	2-5	.400	2-3	.667	0-0	.000	0	1	1	2.5	2	0	1	0	1	6	7.5	
at Memphis	1/15/15		21	1-7	.143	1-6	.167	0-0	.000	2	1	3	2.5	0	0	1	0	0	3	7.3	
TEMPLE	01/17/15		14	2-3	.667	2-3	.667	0-0	.000	1	3	4	2.6	2	4	1	0	1	6	7.2	
HOUSTON	01/21/15		17	1-6	.167	1-6	.167	2-2	1.000	0	1	1	2.5	3	2	1	0	3	5	7.1	
at UCF	01/25/15		15	1-4	.250	0-3	.000	0-0	.000	0	1	1	2.4	1	0	1	0	1	2	6.8	
UConn	01/29/15		24	2-7	.286	1-3	.333	2-2	1.000	0	3	3	2.5	2	2	3	0	0	7	6.8	
at East Carolina	02/01/15	*	27	5-9	.556	3-5	.600	0-0	.000	0	2	2	2.4	3	2	4	1	1	13	7.1	
at SMU	02/05/15		23	5-7	.714	2-3	.667	2-2	1.000	0	0	0	2.3	2	0	4	0	2	14	7.4	
USF	02/07/15		27	5-12	.417	3-8	.375	3-3	1.000	0	1	1	2.3	0	0	0	0	0	16	7.8	
at Temple	02/10/15		23	4-6	.667	2-4	.500	3-3	1.000	0	2	2	2.3	3	4	2	0	1	13	8.0	
TULANE	02/14/15		26	3-10	.300	0-4	.000	0-0	.000	1	6	7	2.4	0	3	0	0	2	6	7.9	
XAVIER	02/18/15		26	3-11	.273	3-10	.300	0-0	.000	0	3	3	2.5	0	2	0	0	0	9	8.0	
at Houston	2/21/15	*	28	2-8	.250	0-3	.000	1-2	.500	0	0	0	2.4	1	3	2	0	5	5	7.9	
UCF	02/25/15	*	30	4-10	.400	2-4	.500	1-3	.333	2	4	6	2.5	0	5	2	0	0	11	8.0	
at Tulane	02/28/15	*	27	2-7	.286	1-3	.333	0-0	.000	1	0	1	2.4	1	1	1	1	1	5	7.9	
at Tulsa	03/04/15	*	32	9-14	.643	4-7	.571	0-1	.000	1	0	1	2.4	0	0	0	0	2	22	8.3	
MEMPHIS	03/08/15	*	28	4-7	.571	2-4	.500	6-6	1.000	0	3	3	2.4	0	1	0	0	1	16	8.6	
vs UConn	3/13/15	*	31	2-8	.250	1-4	.250	2-2	1.000	0	2	2	2.4	4	1	0	0	1	7	8.5	
vs Purdue	3/19/15	*	36	5-11	.455	2-6	.333	2-2	1.000	0	3	3	2.4	2	1	2	0	0	14	8.7	
vs Kentucky	3/21/15	*	26	1-7	.143	0-4	.000	0-0	.000	1	4	5	2.5	1	0	3	0	0	2	8.5	
Totals			9	821	99-259	382	53-159	333	38-48	.792	18	67	85	2.5	36	49	37	4	33	289	8.5





# #22 COREONTAE DeBERRY

CENTER • 6-9 • 265 • SENIOR • 1L • HOLLAND, MICH. (HUTCHINSON COMMUNITY COLLEGE)

## MOMENTS

» Stepped forward on the big stage, contributing a career-high 13 points on 5-of-9 shooting, including a layup with 3:08 left in overtime that propelled Cincinnati to a 66-65 overtime win against Purdue in the second round of the 2015 NCAA Tournament

» Ranked second on the squad in scoring during two NCAA tournament games, averaging 10.0 points on 8-of-15 shooting from the field to go with 4.0 rebounds and 2.0 blocks

**2015-16 (Senior):** Made 3 of 4 shots for six points in 11 minutes vs. Houston (1/13) ... registered 11 points and seven rebounds in 16 minutes against Morgan State (12/6/15) ... recorded a career-high four blocks against Butler (12/2) ... pulled down a career-high 12 rebounds to go with seven points in 22 minutes at Bowling Green (11/18) ... posted 12 points and a game-high eight rebounds vs. Robert Morris (11/15) ... scored 12 points to go with four rebounds in the season opener (11/13).

**2014-15 (Junior):** Played in all 34 games as a reserve, averaging 4.2 points, 2.1 rebounds and 1.0 blocks in 10.6 minutes ... shot 54.5 percent (54 of 99) from the field for the season ... ranked second on the team in scoring during two NCAA tournament games, averaging 10.0 points on 8-of-15 from the field to go with 4.0 rebounds and 2.0 blocks ... ranked among The American's leaders in blocks for the season (14th at 1.0) and during league play (12th at 1.1) ... shot a team-best 52.6 percent (10 of 19) from the field during March, averaging 4.8 points and 2.8 rebounds ... posted a season-high 13 points on 5-of-9 shooting from the field with two blocks and two rebounds in a season-high 26 minutes in UC's overtime win against Purdue (3/19) in the second round of the NCAA tournament ... posted seven points and a season-high six rebounds in 17 minutes against Kentucky (3/21) in the third round of the NCAA tournament ... had a conference season-high nine points against East Carolina (1/6) ... tallied nine points and four rebounds at NC State (12/30) ... recorded nine points, four rebounds and two blocks against Wagner (12/23) ... had a season-high three blocks against Stony Brook (12/2).

**Prior to Cincinnati:** Averaged 11.8 points, 7.1 rebounds and 1.6 blocks while shooting 69.7 percent (147 of 211) from the field despite logging only 5.7 minutes per contest during his lone season (2013-14) at junior-college power Hutchinson Community College in Hutchinson, Kansas ... tallied 9.2 points and 4.4 rebounds in 12.7 minutes during the 2012-13 season at Mott College in Flint, Michigan ... posted 16.1 points per game as a senior at Holland High School during 2011-12 ... tabbed a three-star prospect out of high school by Rivals.

**Personal:** Born Sept. 2, 1994 in Holland, Michigan ... son of Kesha DeBerry and Christian Hogg ... has two brothers, Fred Rogers and Jerry Cook and a sister, Briana DeBerry ... right-handed.

## SEASON & CAREER STATISTICS

### 2015-16 SEASON

12, 2x (last vs. Robert Morris, 11/15/15)	Pts	13 vs. Purdue, 3/19/15
9 vs. Robert Morris, 11/15/15	FG Atts	13 vs. Purdue, 3/19/15
4, 3x (last vs. Morgan State, 12/6/15)	FG Made	13 vs. Purdue, 3/19/15
0	3PT-FG Atts	0
0	3PT-FG Made	0
9 vs. Ark.-Pine Bluff, 11/22/15	FT Atts	9 vs. Ark.-Pine Bluff, 11/22/15
5 vs. Ark.-Pine Bluff, 11/22/15	FT Made	5 vs. Ark.-Pine Bluff, 11/22/15
12 at Bowling Green, 11/18/15	Rebs	12 at Bowling Green, 11/18/15
1, 4x (last vs. Temple, 12/29/15)	Assts	1, 6x (last vs. Temple, 12/29/15)
3 vs. Ark.-Pine Bluff, 11/22/15	Stls	3 vs. Ark.-Pine Bluff, 11/22/15
4 vs. Butler, 12/2/15	Blks	4 vs. Butler, 12/2/15
22 at Bowling Green, 11/18/15	Mins	26, vs. Purdue, 3/19/15

## MISCELLANEOUS STATISTICS

CATEGORY	2014-15	2015-16	CAREER
Double-Figure Scoring Games	1	4	5
Double-Figure Rebounding Games	0	1	1
Double-Double Games	0	0	0
20-Point Scoring Games	0	0	0
Games Led UC in Scoring	0	0	0
Games Led UC in Rebounding	0	2	2
Games Led UC in Assists	0	0	0
Games With 3+ Assists	0	0	0
Games With 3+ Blocks	2	1	3
Games With 3+ Steals	0	1	1
Games With 3+ Three-Pointers	0	0	0

## CAREER STATISTICS

			Total		3-Point		F-Throws		Rebounds											Scoring	
Season	gp-gs	min/avg	fg-fga	pct	fg-fga	pct	ft-fta	pct	off	def	tot	avg	pf	fo	ast	to	blk	stl	pts	avg	
2014-15	34-0	360/10.6	54-99	.545	0-0	.000	35-57	.614	25	47	72	2.1	52	0	3	24	33	2	143	4.2	
2015-16	20-1	292/14.6	40-78	.513	0-0	.000	30-49	.612	22	52	74	3.7	37	1	4	12	19	11	110	5.5	
TOTAL	54-1	652/12.1	94-177	.531	0-0	.000	65-106	.613	47	99	146	2.7	89	1	7	36	52	13	253	4.7	





# #22 COREONTAE DeBERRY

CENTER • 6-9 • 265 • SENIOR • 1L • HOLLAND, MICH. (HUTCHINSON COMMUNITY COLLEGE)

## GAME-BY-GAME STATISTICS

### 2015-16 (SENIOR SEASON)

Opponent	Date	gs	min	Total		3-Pointers		Free throws		Rebounds				pf	a	t/o	blk	stl	pts	avg
				fg	fga	pct	3fg	3fga	pct	ft	fta	pct	off	def	tot	avg				
WESTERN CAROLINA	11/13/15	13	4-5	.800	0-0	.000	4-5	.800	1	3	4	4.0	2	1	0	0	1	12	12.0	
ROBERT MORRIS	11/15/15	20	4-9	.444	0-0	.000	4-5	.800	2	6	8	6.0	1	1	2	2	1	12	12.0	
at Bowling Green	11/18/15	22	2-5	.400	0-0	.000	3-5	.600	2	10	12	8.0	1	0	1	2	0	7	10.3	
ARKANSAS-PINE BLUFF	11/22/15	18	3-7	.429	0-0	.000	5-9	.556	2	3	5	7.3	3	0	0	2	3	11	10.5	
SE LOUISIANA	11/24/15	15	3-4	.750	0-0	.000	0-1	.000	0	2	2	6.2	1	0	2	0	0	6	9.6	
vs Nebraska	11/27/15	16	2-3	.667	0-0	.000	0-0	.000	1	1	2	5.5	1	0	1	0	1	4	8.7	
vs George Washington	11/28/15	13	0-0	.000	0-0	.000	1-2	.500	0	4	4	5.3	0	0	1	2	1	1	7.6	
BUTLER	12/2/15	17	0-2	.000	0-0	.000	2-2	1.000	0	3	3	5.0	1	0	0	4	0	2	6.9	
MORGAN STATE	12/6/15	16	4-5	.800	0-0	.000	3-4	.750	5	2	7	5.2	3	0	0	0	0	11	7.3	
at Xavier	12/12/15	11	1-3	.333	0-0	.000	1-2	.500	1	1	2	4.9	1	0	0	0	1	3	6.9	
NORFOLK STATE	12/15/15	14	0-1	.000	0-0	.000	0-0	.000	0	1	1	4.5	0	0	0	2	0	0	6.3	
at VCU	12/19/15	6	1-1	1.000	0-0	.000	1-2	.500	0	1	1	4.3	5	0	3	1	0	3	6.0	
IOWA STATE	12/22/15	17	3-7	.429	0-0	.000	0-2	.000	2	2	4	4.2	1	1	0	1	0	6	6.0	
TEMPLE	12/29/15 *	13	1-3	.333	0-0	.000	0-0	.000	1	1	2	4.1	2	1	0	0	0	2	5.7	
TULSA	12/16	13	2-3	.667	0-0	.000	2-4	.500	1	3	4	4.1	4	0	0	0	2	6	5.7	
at SMU	01/07/16	10	2-3	.667	0-0	.000	0-0	.000	2	1	3	4.0	4	0	1	1	0	4	5.6	
at USF	1/10/16	14	2-5	.400	0-0	.000	2-2	1.000	1	2	3	3.9	3	0	0	1	1	6	5.6	
HOUSTON	1/13/16	11	3-4	.750	0-0	.000	0-0	.000	0	2	2	3.8	1	0	0	0	0	6	5.7	
at Temple	01/16/16	20	2-5	.400	0-0	.000	2-4	.500	1	2	3	3.8	1	0	0	1	0	6	5.7	
MEMPHIS	01/21/16	13	1-3	.333	0-0	.000	0-0	.000	0	2	2	3.7	2	0	0	0	0	2	5.5	
Totals		1	292	40-78	.513	0-0	.000	30-49	.612	22	52	74	3.7	37	4	12	19	11	110	5.5

### 2014-15 (JUNIOR SEASON)

Opponent	Date	gs	min	Total		3-Pointers		Free throws		Rebounds				pf	a	t/o	blk	stl	pts	avg
				fg	fga	pct	3fg	3fga	pct	ft	fta	pct	off	def	tot	avg				
SAINT FRANCIS	11/14/14	6	0-0	.000	0-0	.000	0-0	.000	0-0	.000	0	0	0	0	0	0	0	0	0	0.0
MOREHEAD STATE	11/19/14	2	0-0	.000	0-0	.000	0-0	.000	0-0	.000	0	0	0	0	0	0	0	0	0	0.0
EASTERN ILLINOIS	11/23/14	8	1-2	.500	0-0	.000	1-2	.500	1	3	4	1.3	3	0	1	1	0	3	1.0	
N.C. CENTRAL	11/25/14	8	2-2	1.000	0-0	.000	0-0	.000	.000	2	1	3	1.8	0	0	1	0	0	4	1.8
vs Middle Tennessee	11/28/14	10	2-2	1.000	0-0	.000	0-0	.000	0	0	1	1.6	1	0	1	2	0	4	2.2	
vs Ole Miss	11/29/14	2	0-0	.000	0-0	.000	0-0	.000	0-0	.000	0	0	0	0	0	1	0	0	0	1.8
STONY BROOK	12/02/14	20	2-6	.333	0-0	.000	2-2	1.000	0	1	1	1.3	1	0	0	3	0	6	2.4	
at Nebraska	12/13/14	9	1-2	.500	0-0	.000	0-0	.000	.000	1	1	2	1.4	1	1	1	0	0	2	2.4
SAN DIEGO STATE	12/17/14	13	3-4	.750	0-0	.000	0-0	.000	0	1	1	1.3	0	0	0	1	0	6	2.8	
VCU	12/20/14	7	0-1	.000	0-0	.000	0-0	.000	.000	1	1	2	1.4	0	0	1	0	0	0	2.5
WAGNER	12/23/14	17	3-3	1.000	0-0	.000	2-4	.500	0	4	4	1.6	1	0	0	2	0	8	3.0	
at NC State	12/30/14	11	4-6	.667	0-0	.000	1-2	.500	2	2	4	1.8	4	0	1	0	0	9	3.5	
SMU	01/03/15	12	1-2	.500	0-0	.000	0-0	.000	0	2	2	1.8	2	0	1	2	1	2	3.4	
EAST CAROLINA	01/06/15	12	3-5	.600	0-0	.000	3-4	.750	0	2	2	1.9	4	0	2	0	0	9	3.8	
at UConn	1/10/15	14	0-3	.000	0-0	.000	2-4	.500	0	2	2	1.9	0	0	1	1	0	2	3.7	
at Memphis	1/15/15	16	4-7	.571	0-0	.000	0-0	.000	0	1	1	1.8	3	0	3	1	0	8	3.9	
TEMPLE	01/17/15	12	1-2	.500	0-0	.000	2-4	.500	1	3	4	1.9	2	0	0	0	0	4	3.9	
HOUSTON	01/21/15	6	0-1	.000	0-0	.000	2-2	1.000	0	0	0	1.8	0	0	0	1	0	2	3.8	
at UCF	01/25/15	8	1-2	.500	0-0	.000	2-2	1.000	2	0	2	1.8	2	0	1	0	0	4	3.8	
UConn	01/29/15	19	2-6	.333	0-0	.000	2-4	.500	2	1	3	1.9	1	0	2	2	0	6	4.0	
at East Carolina	02/01/15	8	0-2	.000	0-0	.000	2-2	1.000	1	0	1	1.9	0	0	0	1	0	2	3.9	
at SMU	02/05/15	4	1-1	1.000	0-0	.000	1-2	.500	0	2	2	1.9	2	0	0	1	0	3	3.8	
USF	02/07/15	11	2-6	.333	0-0	.000	2-3	.667	4	2	6	2.0	2	0	0	1	1	6	3.9	
at Temple	02/10/15	10	2-3	.667	0-0	.000	1-1	1.000	0	0	0	2.0	1	0	1	1	0	5	4.0	
TULANE	02/14/15	9	1-2	.500	0-0	.000	2-2	1.000	0	2	2	2.0	4	0	0	1	0	4	4.0	
XAVIER	02/18/15	10	2-2	1.000	0-0	.000	0-0	.000	0	2	2	2.0	3	0	1	0	0	4	4.0	
at Houston	2/21/15	10	2-2	1.000	0-0	.000	1-1	1.000	0	0	0	1.9	0	0	0	2	0	5	4.0	
UCF	02/25/15	9	1-2	.500	0-0	.000	3-4	.750	1	1	2	1.9	3	0	0	3	0	5	4.0	
at Tulane	02/28/15	13	3-4	.750	0-0	.000	0-3	.000	1	4	5	2.0	3	1	4	0	0	6	4.1	
at Tulsa	03/04/15	7	0-2	.000	0-0	.000	0-0	.000	1	1	2	2.0	2	0	1	1	0	0	4.0	
MEMPHIS	03/08/15	7	2-2	1.000	0-0	.000	0-0	.000	1	2	3	2.0	0	0	0	1	0	4	4.0	
vs UConn	3/13/15	7	0-0	.000	0-0	.000	0-0	.000	0	1	1	2.0	2	0	0	1	0	0	3.8	
vs Purdue	3/19/15	26	5-9	.556	0-0	.000	3-5	.600	1	1	2	2.0	3	0	0	2	0	13	4.1	
vs Kentucky	3/21/15	17	3-6	.500	0-0	.000	1-4	.250	3	3	6	2.1	1	1	1	2	0	7	4.2	
Totals		0	360	54-99	.545	0-0	.000	35-57	.614	25	47	72	2.1	52	3	24	33	2	143	4.2





# #24 SHAQ THOMAS

FORWARD • 6-7 • 210 • R-SENIOR • 3L • PATERSON, N.J. (NIA PREP SCHOOL)

## AWARDS

» American Athletic Conference Weekly Honor Roll (12/8/14)

## MOMENTS

» Scored a career-high 18 points on 8-11 shooting vs. Memphis (1/21/16)

» Helped spark Cincinnati's five-game win streak to end the regular season with a career-high 18 points at Houston (2/21/15)

» Scored eight points, including a key three-pointer with 1:40 left, to finish off No. 23 SMU 62-54 in Dallas (2/5/15)

» Shot a career-best 45.7 percent (86 of 188) from the field during the 2014-15 season

**2015-16 Season (R-Senior):** Poured in a career-high 18 points on 8-of-11 shooting with six rebounds and two blocks against Memphis (1/21) ... scored a team-high 15 points on 7-of-9 shooting with nine rebounds and four assists against Morgan State (12/6) ... averaged 8.0 points and 3.5 rebounds in two games at the Barclays Center Classic in Brooklyn ... tallied 14 points on 6-of-8 shooting with a career-high five steals vs. Robert Morris (11/15).

**2014-15 Season (R-Junior):** Started 22 of 34 games, averaging 6.4 points and 3.1 rebounds in 22.5 minutes ... shot a career-best 45.7 percent (86 of 188) from the field ... scored in double figures in 10 games ... averaged a team-best 9.5 points to go with 5.2 rebounds during December ... shot 58.0 percent (29 of 50) from the field and 73.7 percent (14 of 19) from the foul line while averaging 8.4 points during February ... scored in double figures in five of the last eight games of the season ... posted a career-high 18 points on 5-of-8 shooting from the field and 7-of-8 shooting from the free-throw line at Houston (2/21) ... had 13 points on 6-of-8 shooting from the field against UCF (2/25) ... posted 10 points and seven rebounds against UConn (3/13) in the quarterfinals of the American Championship ... had eight points, including a three-pointer with 1:40 left to help seal the 62-54 win at No. 23 SMU (2/5) ... scored 15 points at NC State (12/30) ... named to The American Weekly Honor Roll after posting 14 points on 6-of-11 shooting from the field to go with six rebounds and two steals against Stony Brook (12/2).

**2013-14 Season (R-Sophomore):** Started all 34 games, averaging 6.8 points and 2.8 rebounds in 22.9 minutes ... ranked second on the team in field-goal shooting (45.4 percent), making 89 of 196 attempts ... shot a team-best 57.9 percent (11 of 19) in UC's three postseason games ... scored in double figures in 11 games ... poured in a season-high 15 points on 7-of-9 shooting to go with four rebounds and two assists at Temple (1/26) ... tallied 14 points, making 6 of 7 free throws against Chicago State (12/23) ... scored 13 points with a pair of three-pointers against Xavier (12/14) ... had 10 points with four rebounds and three steals at Memphis (1/4) ... handed out a career-best five assists against UMass Lowell (11/26) and UCF (1/23) ... contributed 10 points and season-best seven rebounds against Appalachian State (11/16).

**2012-13 Season (R-Freshman):** Played in 33 games as a reserve, averaging 3.0 points and 2.2 rebounds in 10.8 minutes ... played in all 18 BIG EAST games ... scored a season-high 12 points on 6-of-9 shooting to go with four rebounds in 23 minutes against Creighton (3/22) in the NCAA tournament second round ... posted 11 points to go with seven rebounds and three assists in 22 minutes against Maryland Eastern Shore (12/8) ... pulled down a season-high eight rebounds against Providence (3/13) in the second round of the BIG EAST Championship.

## SEASON & CAREER STATISTICS

### 2015-16 SEASON

		CAREER
18 vs. Memphis, 1/21/16	Pts	18, 2x (last vs. Memphis, 1/21/16)
11, 2x (last vs. Memphis, 1/21/16)	FG Atts	11, 3x (last vs. Memphis, 1/21/16)
8 vs. Memphis, 1/21/16	FG Made	8 vs. Memphis, 1/21/16
4, 2x (last vs. Temple, 12/29/15)	3PT-FG Atts	4, 2x (last vs. Temple, 12/29/15)
2, 2x (last vs. Temple, 12/29/15)	3PT-FG Made	2, 2x (last vs. Temple, 12/29/15)
7 vs. Western Carolina, 11/13/15	FT Atts	8, 2x (last at Houston, 2/21/15)
4, 3x (last at USF, 1/10/16)	FT Made	7, at Houston, 2/21/15
9 vs. Morgan State, 12/6/15	Rebs	9, 2x (last vs. Morgan State, 12/6/15)
4 vs. Morgan State, 12/6/15	Assts	5, 2x (last vs. UCF, 1/23/14)
5 vs. Robert Morris, 11/15/15	Stls	5 vs. Robert Morris, 11/15/15
2, 4x (last vs. Memphis, 1/21/16)	Blks	2, 7x (last vs. Memphis, 1/21/16)
33 at Xavier, 12/12/15	Mins	38 at Houston, 2/21/15

## MISCELLANEOUS STATISTICS

CATEGORY	2012-13	2013-14	2014-15	2015-16	CAREER
Double-Figure Scoring Games	2	11	10	7	30
Double-Figure Rebounding Games	0	0	0	0	0
Double-Double Games	0	0	0	0	0
20-Point Scoring Games	0	0	0	0	0
Games Led UC in Scoring	0	0	3	1	4
Games Led UC in Rebounding	0	1	1	1	3
Games Led UC in Assists	1	2	0	3	6
Games With 3+ Assists	2	3	1	4	10
Games With 3+ Blocks	0	0	0	0	0
Games With 3+ Steals	0	2	0	1	3
Games With 3+ Three-Pointers	0	0	0	0	0

**2011-12 Season:** Redshirted.

**Prior to Cincinnati:** Played two seasons at NIA Prep in Newark, New Jersey, averaging 28 points and eight assists in 2010-2011 ... tabbed a four-star prospect by Rivals.com and Scout.com ... listed as the 81st-best player overall nationally by Rivals.com ... tabbed the 20th-best small forward in the country by Scout.com.

**Personal:** Born March 25, 1992 in Paterson, New Jersey ... son of Amanda Thomas and Joseph Carson ... has a brother, Isiah, and sister, Essence Carson, a forward/guard for the WNBA's New York Liberty ... nephew of long-time NBA veteran Tim Thomas ... right-handed.

## CAREER STATISTICS

			Total		3-Point		F-Throws		Rebounds											Scoring	
Season	gp-gs	min/avg	fg-fga	pct	fg-fga	pct	ft-fa	pct	off	def	tot	avg	pf	fo	ast	to	blk	stl	pts	avg	
2012-13	33-0	356/10.8	42-101	.416	3-8	.375	13-27	.481	30	41	71	2.2	22	0	16	19	6	17	100	3.0	
2013-14	34-34	779/22.9	89-196	.454	5-19	.263	49-74	.662	37	57	94	2.8	55	1	32	36	12	29	232	6.8	
2014-15	34-22	766/22.5	86-188	.457	6-18	.333	41-70	.586	39	66	105	3.1	53	0	19	49	17	20	219	6.4	
2015-16	20-19	468/23.4	57-127	.449	9-29	.310	24-38	.632	33	56	89	4.5	36	0	32	28	14	16	147	7.4	
TOTAL	121-75	2369/19.6	274-612	.448	23-74	.311	127-209	.608	139	220	359	3.0	166	1	99	132	49	82	698	5.8	





# #24 SHAQ THOMAS

FORWARD • 6-7 • 210 • R-SENIOR • 3L • PATERSON, N.J. (NIA PREP SCHOOL)

## GAME-BY-GAME STATISTICS

### 2015-16 (SENIOR SEASON)

Opponent	Date	gs	min	Total		3-Pointers		Free throws		Rebounds		pf		a		tlo		blk		stl		pts		avg					
				fg	fga	pct	3fg	3fga	pct	ft	fta	pct	off	def	tot	avg	pf	a	tlo	blk	stl	pts	avg	pf	a	tlo	blk	stl	pts
WESTERN CAROLINA	11/13/15	*	22	2-5	.400	0-0	.000	4-7	.571	2	3	5	0	3	3	3	0	0	0	8	8.0								
ROBERT MORRIS	11/15/15	*	18	6-8	.750	0-0	.000	2-4	.500	0	3	3	4	0	2	2	0	1	5	14	11.0								
at Bowling Green	11/18/15	*	20	4-7	.571	1-2	.500	1-2	.500	2	1	3	3	7	0	3	2	2	1	10	10.7								
ARKANSAS-PINE BLUFF	11/22/15	*	21	1-5	.200	0-1	.000	3-3	1.000	2	5	7	4	5	1	1	1	0	1	5	9.3								
SE LOUISIANA	11/24/15	*	16	1-3	.333	0-1	.000	0-0	.000	4	2	6	4	8	2	2	1	0	0	2	7.8								
vs Nebraska	11/27/15	*	26	4-8	.500	2-2	1.000	4-6	.667	1	3	4	4	7	3	0	2	0	0	14	8.8								
vs George Washington	11/28/15	*	19	0-3	.000	0-1	.000	2-2	1.000	3	0	3	4	4	4	2	0	0	0	2	7.9								
BUTLER	12/2/15	*	20	2-5	.400	0-0	.000	1-1	1.000	1	1	2	4	1	0	0	1	1	0	5	7.5								
MORGAN STATE	12/6/15	*	27	7-9	.778	1-2	.500	0-2	.000	2	7	9	4	7	3	4	2	2	1	15	8.3								
at Xavier	12/12/15	*	33	5-11	.455	1-4	.250	0-0	.000	3	2	5	4	7	3	3	3	1	0	11	8.6								
NORFOLK STATE	12/15/15	*	27	4-9	.444	1-3	.333	0-1	.000	2	4	6	4	8	4	3	2	1	1	9	8.6								
at VCU	12/19/15	*	27	1-3	.333	0-1	.000	2-2	1.000	2	5	7	5	0	1	1	1	1	0	4	8.3								
IOWA STATE	12/22/15	*	20	2-5	.400	0-1	.000	0-0	.000	2	4	6	5	1	0	2	1	0	2	4	7.9								
TEMPLE	12/29/15	*	28	3-8	.375	2-4	.500	0-0	.000	0	2	2	4	9	2	0	1	2	0	8	7.9								
TULSA	1/2/16	*	24	2-5	.400	0-1	.000	0-0	.000	1	4	5	4	9	3	2	2	1	2	4	7.7								
at SMU	01/07/16	*	17	1-6	.167	0-2	.000	0-0	.000	1	1	2	4	7	1	1	2	0	0	2	7.3								
at USF	1/10/16	*	29	3-7	.429	0-1	.000	4-5	.800	1	2	3	4	6	1	2	0	0	1	10	7.5								
HOUSTON	1/13/16	*	20	0-4	.000	0-0	.000	0-0	.000	1	0	1	4	4	1	0	2	0	1	0	7.1								
at Temple	01/16/16	*	25	1-5	.200	0-0	.000	0-2	.000	2	2	4	4	4	0	0	0	0	1	2	6.8								
MEMPHIS	01/21/16	*	29	8-11	.727	1-3	.333	1-1	1.000	1	5	6	4	5	2	1	2	2	0	18	7.4								
Totals			19	468	57-127	.449	9-29	.310	24-38	.632	33	56	89	4	5	36	32	28	14	16	147	7.4							

### 2013-14 (R-SOPHOMORE SEASON)

Opponent	Date	gs	min	Total		3-Pointers		Free throws		Rebounds		pts		pf	a	t/o	blk	stl	pts	avg	
				fg/fga	pct	3fg/3fga	pct	ft/fta	pct	off	def	tot	avg								
NORTH CAROLINA CENT	11/08/13	*	11	1-2	.500	0-0	.000	0-0	.000	2	3	5	0	2	0	3	0	0	2	2.0	
NC STATE	11/12/13	*	25	2-4	.500	0-0	.000	2-3	.667	2	0	2	3.5	2	0	1	1	1	6	4.0	
APPALACHIAN ST.	11/16/13	*	27	3-9	.333	0-0	.000	4-4	1.000	4	3	7	4.7	0	2	1	1	1	10	6.0	
CAMPBELL	11/20/13	*	27	4-7	.571	0-0	.000	0-1	.000	1	1	2	4.0	0	2	3	0	1	8	6.5	
UMASS LOWELL	11/26/13	*	24	3-7	.429	0-2	.000	1-2	.500	1	3	4	4.0	1	5	0	2	7	6.6		
KENNESAW ST.	11/29/13	*	21	5-7	.714	1-1	1.000	0-0	.000	0	2	2	3.7	1	2	0	0	2	11	7.3	
USC UPSTATE	12/03/13	*	20	1-4	.250	0-0	.000	2-2	1.000	1	1	2	3.4	2	0	0	3	4	6.9		
at New Mexico	12/07/13	*	16	0-2	.000	0-0	.000	0-0	.000	0	2	2	3.3	2	1	1	1	1	0	6.0	
vs Xavier	12/14/13	*	35	5-8	.625	2-3	.667	1-4	.250	1	0	1	3.0	1	1	1	1	13	6.8		
vs Pittsburgh	12/17/13	*	20	0-4	.000	0-0	.000	0-0	.000	1	1	2	2.9	2	0	1	0	0	0	6.1	
MIDDLE TENNESSEE	12/21/13	*	16	2-5	.400	0-1	.000	3-3	1.000	1	2	3	2.9	2	0	3	0	1	7	6.2	
CHICAGO STATE	12/23/13	*	20	4-8	.500	0-2	.000	6-7	.857	0	1	1	2.8	1	2	0	0	1	14	6.8	
NEBRASKA	12/28/13	*	17	1-4	.250	0-0	.000	1-2	.500	0	2	2	7.1	0	0	0	0	3	6.5		
SMU	1/1/14	*	27	2-4	.500	0-0	.000	6-8	.750	0	1	1	2.6	1	0	1	0	10	6.8		
at Memphis	1/4/14	*	30	4-9	.444	1-1	1.000	1-3	.333	3	1	4	2.7	2	0	0	1	3	10	7.0	
at Houston	1/7/14	*	22	0-5	.000	0-1	.000	0-0	.000	1	3	4	2.8	3	1	2	0	0	0	6.6	
RUTGERS	1/11/14	*	28	2-7	.286	1-2	.500	6-6	1.000	0	3	3	2.8	0	0	0	2	11	6.8		
TEMPLE	1/14/14	*	24	2-3	.667	0-0	.000	0-0	.000	2	2	4	2.8	2	3	1	0	0	4	6.7	
at USF	1/18/14	*	23	3-4	.750	0-0	.000	4-4	1.000	1	2	3	2.8	3	0	2	0	1	10	6.8	
UCF	1/23/14	*	17	2-6	.333	0-0	.000	2-4	.500	3	2	5	3.0	3	5	2	0	1	6	6.8	
at Temple	01/26/14	*	32	7-9	.778	0-1	.000	1-3	.333	1	3	4	3.0	5	2	1	1	0	15	7.2	
at Louisville	1/30/14	*	29	4-5	.800	0-1	.000	3-4	.750	2	4	6	3.1	3	1	2	0	0	11	7.4	
USF	2/2/14	*	23	1-6	.167	0-0	.000	0-0	.000	1	1	2	3.1	0	0	0	0	1	2	7.1	
UCONN	2/6/14	*	19	2-3	.667	0-0	.000	0-0	.000	0	1	1	3.0	1	0	0	0	0	4	7.0	
at SMU	02/08/14	*	24	2-5	.400	0-2	.000	1-2	.500	0	1	1	2.9	1	0	2	0	2	5	6.9	
HOUSTON	2/15/14	*	28	5-10	.500	0-1	.000	1-2	.500	1	1	2	2.9	2	1	1	0	1	11	7.1	
at UCF	2/19/14	*	24	4-8	.500	0-0	.000	0-0	.000	1	1	2	2.9	3	1	2	1	0	8	7.1	
LOUISVILLE	2/22/14	*	21	0-4	.000	0-0	.000	0-0	.000	0	0	0	2.8	1	1	1	0	1	0	6.9	
at UConn	3/1/14	*	25	3-7	.429	0-1	.000	2-6	.333	1	4	5	2.8	0	0	1	0	1	8	6.9	
MEMPHIS	03/06/14	*	22	2-6	.333	0-0	.000	0-0	.000	1	1	2	2.8	2	0	0	1	0	4	6.8	
at Rutgers	03/08/14	*	19	2-5	.400	0-0	.000	0-0	.000	0	2	2	2.8	2	0	1	1	1	4	6.7	
vs UCF	3/13/14	*	18	3-6	.500	0-0	.000	2-4	.500	1	1	2	2.8	1	0	1	0	0	8	6.8	
vs UConn	3/14/14	*	24	4-7	.571	0-0	.000	0-0	.000	4	1	5	2.8	1	2	1	1	0	8	6.8	
vs Harvard	03/20/14	*	21	4-6	.667	0-0	.000	0-0	.000	0	1	1	2.8	2	0	1	2	1	8	6.8	
Totals			34	779	89-196	.454	5-19	.263	49-74	.662	37	57	94	2.8	26	55	32	36	129	232	6.8



GUARD • 6-3 • 180 • JUNIOR • 2L • CINCINNATI, OHIO (SUMMIT COUNTRY DAY)

- » Got hot from the perimeter, making four three-pointers against both Temple (1/17/15) and at Tulane (2/28/15)
- » Sank a pair of free throws with 11 seconds remaining to help secure a 61-60 road win at Houston (1/17/14)
- » Nailed a three-point with 36 seconds left to help send Cincinnati to a 61-58 win over UCF in 2014 American Championship quarterfinals.

**2014-15 Season (Sophomore):** Started 24 of 34 games played, averaging 6.5 points, 1.4 rebounds, and 1.3 assists in 21.8 minutes ... ranked third on the team in scoring in January, averaging 8.3 points with a team-best 14 three-pointers ... scored in double figures in eight games and handed out three or more assists six times ... posted a season-high 15 points with a season-best four three-pointers at Tulane (2/28) ... had 14 points with a season-best four three-pointers against Temple (1/17) ... registered 13 points with a trio of three-pointers and four rebounds at UCF (1/25) ... recorded 12 points and a season-high five rebounds with two assists and two steals at Houston (2/21).

**2013-14 Season (Freshman):** Played in 33 games as a reserve, averaging 3.7 points and 1.0 rebounds in 10.2 minutes ... led the team in free-throw shooting (86.7 percent) making 26 of 30 attempts, including several in clutch situations ... made his last 19 free throws of the season ... made a pair of free-throws with 11 seconds left in UC's 61-60 win at Houston (1/7) ... hit a three-pointer with 36 seconds left to secure UC's win over UCF (3/13) in the quarterfinals of the AAC Championship ... scored a season-high 11 points on 4-of-6 shooting to go with four rebounds against Nebraska (12/28) ... posted 10 points with 5-of-6 free throws against Chicago State (12/23) ... tallied eight points with a pair of three-pointers and three assists at Rutgers (3/8).

**Prior to Cincinnati:** Averaged 21 points and five rebounds as a senior at Summit Country Day, helping the Silver Knights to a 25-1 record and second-place regional finish ... guided his team to a 26-1 record and the school's first Division III state crown as a junior while averaging 14.1 points, 6.6 rebounds and 2.8 assists ... earned most valuable player award in 2012 state championship game ... tabbed co-player of the year as a junior and senior ... earned co-Mr. Basketball accolades as a senior ... selected a Top 150 prospect and Top 30 shooting guard by Rivals.com ... coached by Michael Bradley.

**Personal:** Born June 11, 1995 in Cincinnati, Ohio ... son of Katrice Rosser-Johnson and Kevin Johnson Sr. ... right-handed.

## 2015-16 SEASON

15 vs. Houston, 1/13/16	Pts	15, 2x (last vs. Houston, 1/13/16)
14 vs. Robert Morris, 11/15/15	FG Atts	14 vs. Robert Morris, 11/15/15
5, 2x (last vs. Houston, 1/13/16)	FG Made	5, 5x, (last vs. Houston, 1/13/16)
9, 2x (last vs. Houston, 1/13/16)	3PT-FG Atts	9, 2x (last vs. Houston, 1/13/16)
4, 2x (last vs. Houston, 1/13/16)	3PT-FG Made	4, 4x 2x (last vs. Houston, 1/13/16)
4 at VCU, 12/19/15	FT Atts	6, 2x (last vs. Memphis, 3/8/15)
4 at VCU, 12/19/15	FT Made	5, vs. Chicago State, 12/23/13
6 at Temple, 1/16/16	Rebs	6 at Temple, 1/16/16
4 at Temple, 1/16/16	Assts	4 at Temple, 1/16/16
3 vs. Memphis, 1/21/16	Stls	4 vs. Wagner, 12/23/14
0	Blks	2 vs. Stony Brook, 12/2/14
25 vs. George Washington, 11/28/15	Mins	36 at Temple, 2/10/15

## CAREER

CATEGORY	2013-14	2014-15	2015-16	CAREER
Double-Figure Scoring Games	2	8	4	14
Double-Figure Rebounding Games	0	0	0	0
Double-Double Games	0	0	0	0
20-Point Scoring Games	0	0	0	0
Games Led UC in Scoring	0	4	1	5
Games Led UC in Rebounding	0	0	0	0
Games Led UC in Assists	0	4	2	6
Games With 3+ Assists	3	6	5	14
Games With 3+ Blocks	0	0	0	0
Games With 3+ Steals	0	1	1	2
Games With 3+ Three-Pointers	0	5	2	7

**CATEGORY**

## 2013-14

## 2014-15

## 2015-16

## CAREER

## CAREER STATISTICS

			Total		3-Point		F-Throws		Rebounds										Scoring	
Season	gp-gs	min/avg	fg-fga	pct	fg-fga	pct	ft-fta	pct	off	def	tot	avg	pf	fo	ast	to	blk	stl	pts	avg
2013-14	33-0	338/10.2	41-103	.398	15-48	.313	26-30	.867	14	19	33	1.0	42	0	21	17	3	13	123	3.7
2014-15	34-24	742/21.8	74-195	.379	43-123	.350	29-44	.659	6	40	46	1.4	68	0	45	54	4	28	220	6.5
2015-16	20-0	383/19.2	44-125	.352	26-86	.302	14-20	.700	16	21	37	1.9	35	0	31	25	0	18	128	6.4
TOTAL	87-24	1463/16.8	159-423	.376	84-257	.327	69-94	.734	36	80	116	1.3	145	0	97	96	7	59	471	5.4





# #25 KEVIN JOHNSON

GUARD • 6-3 • 180 • JUNIOR • 2L • CINCINNATI, OHIO (SUMMIT COUNTRY DAY)

## GAME-BY-GAME STATISTICS

### 2015-16 (JUNIOR SEASON)

Opponent	Date	gs	min	Total		3-Pointers		Free throws		Rebounds				pf	a	t/o	blk	stl	pts	avg
				fg-fga	pct	3fg-fga	pct	ft-fa	pct	off	def	tot	avg							
WESTERN CAROLINA	11/13/15	20	2-7	286	1-5	200	1-2	.500	0	1	1	1.0	2	3	0	0	0	0	6	6.0
ROBERT MORRIS	11/15/15	23	5-14	357	4-9	444	0-0	.000	3	1	4	2.5	2	3	0	0	2	14	10.0	
at Bowling Green	11/18/15	20	3-8	375	2-6	333	0-0	.000	0	1	1	2.0	2	2	1	0	1	8	9.3	
ARKANSAS-PINE BLUFF	11/22/15	15	1-6	167	0-3	000	3-3	1.000	0	0	0	1.5	2	2	0	0	1	5	8.3	
SE LOUISIANA	11/24/15	18	1-7	143	1-4	250	0-0	.000	0	1	1	1.4	3	3	2	0	2	3	7.2	
vs Nebraska	11/27/15	25	1-5	200	1-3	333	1-2	.500	3	2	5	2.0	1	3	1	0	1	4	6.7	
vs George Washington	11/28/15	25	5-9	556	1-5	200	0-0	.000	2	0	2	2.0	1	0	0	0	0	11	7.3	
BUTLER	12/2/15	26	3-5	600	2-3	667	1-2	.500	0	1	1	1.9	3	1	2	0	0	9	7.5	
MORGAN STATE	12/6/15	22	4-8	500	2-6	333	0-0	.000	2	1	3	2.0	1	3	3	0	2	10	7.8	
at Xavier	12/12/15	16	1-2	500	1-2	500	0-0	.000	0	0	0	1.8	2	1	3	0	1	3	7.3	
NORFOLK STATE	12/15/15	10	0-2	.000	0-2	.000	0-0	.000	1	0	1	1.7	3	1	3	0	0	0	6.6	
at VCU	12/19/15	15	0-2	.000	0-2	.000	4-4	1.000	0	1	1	1.7	1	0	0	0	1	4	6.4	
IOWA STATE	12/22/15	19	3-4	750	2-3	667	0-0	.000	1	0	1	1.6	3	0	2	0	0	8	6.5	
TEMPLE	12/29/15	13	1-4	250	1-3	333	0-0	.000	0	0	0	1.5	2	0	1	0	0	3	6.3	
TULSA	12/1/16	21	2-8	250	2-5	400	1-2	.500	1	0	1	1.5	1	1	2	0	2	7	6.3	
at SMU	01/07/16	12	2-4	500	1-3	333	0-0	.000	0	0	0	1.4	0	0	0	0	0	5	6.3	
at USF	1/10/16	17	1-4	250	0-3	.000	0-0	.000	0	2	2	1.4	2	2	2	0	0	2	6.0	
HOUSTON	1/13/16	22	5-12	417	4-9	444	1-2	.500	0	3	3	1.5	0	1	0	0	2	15	6.5	
at Temple	01/16/16	24	1-7	143	0-5	.000	0-0	.000	2	4	6	1.7	1	4	3	0	0	2	6.3	
MEMPHIS	01/21/16	20	3-7	429	1-5	200	2-3	.667	1	3	4	1.9	3	1	0	0	3	9	6.4	
Totals		0	383	44-125	.352	26-86	.302	14-20	.700	16	21	37	1.9	35	31	25	0	18	128	6.4

### 2014-15 (SOPHOMORE SEASON)

Opponent	Date	gs	min	Total		3-Pointers		Free throws		Rebounds				pf	a	t/o	blk	stl	pts	avg
				fg	pct	3fg	pct	ft	pct	off	def	tot	avg							
SAINT FRANCIS	11/14/14	17	3-5	.600	0-2	.000	1-2	.500	0	0	0	0.0	1	2	2	0	1	7	7.0	
MOREHEAD STATE	11/19/14	4	0-0	.000	0-0	.000	0-0	.000	0	0	0	0.0	3	0	1	0	0	0	3.5	
EASTERN ILLINOIS	11/23/14	* 18	0-6	.000	0-5	.000	2-3	.667	0	3	3	1.0	2	1	3	0	0	2	3.0	
N.C. CENTRAL	11/25/14	* 23	3-5	.600	3-4	.750	0-0	.000	0	0	0	0.8	1	1	1	0	0	9	4.5	
vs Middle Tennessee	11/28/14	* 23	2-6	.333	2-5	.400	0-0	.000	0	3	3	1.2	0	0	3	0	0	6	4.8	
vs Ole Miss	11/29/14	* 32	1-6	.167	0-5	.000	0-0	.000	0	1	1	1.2	2	1	0	0	0	2	4.3	
STONY BROOK	12/02/14	* 25	4-6	.667	2-2	1.000	2-5	.400	0	3	3	1.4	3	1	1	2	1	12	5.4	
at Nebraska	12/13/14	* 25	1-7	.143	1-5	.200	0-0	.000	0	1	1	1.4	3	0	1	0	0	3	5.1	
SAN DIEGO STATE	12/17/14	* 21	2-3	.667	1-2	.500	4-4	1.000	0	1	1	1.3	3	1	3	0	1	9	5.6	
VCU	12/20/14	* 17	1-3	.333	0-2	.000	0-0	.000	0	0	0	1.2	1	0	3	0	0	2	5.2	
WAGNER	12/23/14	* 21	5-8	.625	1-3	.333	0-0	.000	0	2	2	1.3	2	3	1	0	4	11	5.7	
at NC State	12-30-14	* 24	1-5	.200	0-3	.000	0-0	.000	0	0	0	1.2	3	1	1	0	2	2	5.4	
SMU	01/03/15	* 16	1-3	.333	1-3	.333	2-2	1.000	0	1	1	1.2	4	0	4	1	1	5	5.4	
EAST CAROLINA	01/06/15	* 21	5-9	.556	2-4	.500	0-1	.000	0	1	1	1.1	0	0	1	0	1	12	5.9	
at UConn	1/10/15	* 25	1-8	.125	0-4	.000	4-4	1.000	0	2	2	1.2	4	2	1	0	0	6	5.9	
at Memphis	1/15/15	* 25	2-5	.400	1-4	.250	0-0	.000	0	0	0	1.1	1	1	3	1	0	2	5.8	
TEMPLE	01/17/15	* 31	5-7	.714	4-5	.800	0-0	.000	1	1	2	1.2	2	1	0	0	2	14	6.3	
HOUSTON	01/21/15	* 20	1-5	.200	1-3	.333	0-0	.000	0	1	1	1.2	3	2	0	0	1	3	6.1	
at UCF	01/25/15	* 23	3-9	.333	3-7	.429	4-4	1.000	1	3	4	1.3	3	1	0	0	2	13	6.5	
UCONN	01/29/15	* 24	2-4	.500	2-4	.500	2-4	.500	0	0	0	1.3	4	2	1	0	2	8	6.6	
at East Carolina	02/01/15	* 28	1-8	.125	0-7	.000	0-0	.000	0	1	1	1.2	4	3	2	1	0	2	6.3	
at SMU	02/05/15	* 22	0-4	.000	0-2	.000	0-0	.000	0	0	0	1.2	2	2	3	0	1	0	6.0	
USF	02/07/15	* 22	4-11	.364	3-6	.500	0-0	.000	0	1	1	1.2	3	3	1	0	0	11	6.3	
at Temple	02/10/15	* 36	2-9	.222	2-5	.400	0-2	.000	1	2	3	1.3	1	3	1	0	1	6	6.3	
TULANE	02/14/15	* 27	1-4	.250	0-2	.000	0-0	.000	0	2	2	1.3	1	3	2	0	1	2	6.1	
XAVIER	02/18/15	* 14	1-4	.250	0-2	.000	0-0	.000	0	1	1	1.3	1	0	2	0	1	2	5.9	
at Houston	2/21/15	31	4-8	.500	2-4	.500	2-3	.667	0	5	5	1.4	2	2	4	0	2	12	6.1	
UCF	02/25/15	15	3-3	1.000	2-2	1.000	0-0	.000	0	1	1	1.4	0	0	4	0	0	8	6.2	
at Tulane	02/28/15	21	5-8	.625	4-6	.667	1-2	.500	1	1	2	1.4	4	2	0	0	1	15	6.5	
at Tulsa	03/04/15	15	3-7	.429	1-4	.250	1-2	.500	2	0	2	1.4	1	1	1	0	0	8	6.6	
MEMPHIS	03/08/15	20	2-7	.286	1-4	.250	4-6	.667	0	1	1	1.4	1	1	2	0	1	9	6.6	
vs UConn	3/13/15	15	1-4	.250	1-1	1.000	0-0	.000	0	0	0	1.4	1	1	2	0	0	3	6.5	
vs Purdue	3/19/15	22	3-5	.600	2-4	.500	0-0	.000	0	1	1	1.4	1	2	0	0	0	8	6.6	
vs Kentucky	3/21/15	19	1-3	.333	1-2	.500	0-0	.000	0	1	1	1.4	1	0	2	0	0	3	6.5	
Totals		24	742	74-195	.379	43-123	.350	29-44	.659	6	40	46	1.4	68	45	54	4	28	220	6.5

### 2013-14 (FRESHMAN SEASON)

Opponent	Date	gs	min	Total		3-Pointers		Free throws		Rebounds				pf	a	t/o	blk	stl	pts	avg
				fg	pct	ft	pct	ft	pct	off	def	tot	avg							
NORTH CAROLINA CENT	11/08/13	9	0-5	.000	0-2	.000	0-0	.000	2	0	2	2.0	1	0	0	0	0	0	0.0	
NC STATE	11/12/13	5	0-3	.000	0-1	.000	0-0	.000	0	0	0	1.0	2	0	1	0	0	0	0.0	
APPALACHIAN ST.	11/16/13	17	1-5	200	0-1	.000	0-0	.000	1	1	2	1.3	1	0	0	0	0	2	0.7	
CAMPBELL	11/20/13	19	2-6	333	0-3	.000	0-0	.000	0	0	0	1.0	3	0	1	1	1	4	1.5	
UMASS LOWELL	11/26/13	15	3-7	429	0-3	.000	1-2	.500	0	1	1	1.0	2	1	0	0	0	7	2.6	
KENNESAW ST.	11/29/13	11	2-4	500	0-1	.000	0-0	.000	2	1	3	1.3	4	2	0	0	0	4	2.8	
USC UPSTATE	12/03/13	16	4-7	571	1-4	.250	0-0	.000	0	1	1	1.3	3	1	0	1	1	9	3.7	
at New Mexico	12/07/13	15	2-4	500	1-1	1.000	0-1	.000	1	2	3	1.5	4	0	0	0	0	5	3.9	
vs Xavier	12/14/13	22	2-4	500	1-3	.333	0-1	.000	0	0	0	1.3	0	1	0	0	0	5	4.0	
vs Pittsburgh	12/17/13	3	0-0	.000	0-0	.000	0-0	.000	0	1	1	1.3	1	0	0	0	1	0	3.6	
MIDDLE TENNESSEE	12/21/13	12	1-1	1.000	0-0	.000	3-3	1.000	0	0	0	1.2	3	1	0	1	1	5	3.7	
CHICAGO STATE	12/23/13	19	2-10	200	1-6	.167	5-6	.833	1	1	2	1.3	2	2	2	0	0	10	4.3	
NEBRASKA	12/28/13	16	4-6	667	1-2	.500	2-2	1.000	2	2	4	1.5	0	1	1	1	1	11	4.8	
SMU	1/1/14	3	0-2	.000	0-2	.000	0-0	.000	0	0	0	1.4	1	0	0	0	1	0	4.4	
at Memphis	1/4/14	16	2-3	667	1-1	1.000	2-2	1.000	1	2	3	1.5	3	1	2	0	1	7	4.6	
at Houston	1/7/14	9	0-4	.000	0-1	.000	2-2	1.000	2	0	2	1.5	0	0	0	0	1	2	4.4	
RUTGERS	1/11/14	11	1-4	250	0-2	.000	2-2	1.000	0	0	0	1.4	1	0	0	0	0	4	4.4	
TEMPLE	1/14/14	9	1-2	500	1-1	1.000	2-2	1.000	1	0	1	1.4	1	0	2	0	0	5	4.4	
at USF	1/18/14	5	0-0	.000	0-0	.000	0-0	.000	0	0	0	1.3	0	0	0	0	0	0	4.2	
UCF	1/23/14	14	1-3	333	0-1	.000	0-0	.000	0	1	1	1.3	1	3	3	0	0	2	4.1	
at Temple	01/26/14	9	2-2	1.000	1-1	1.000	2-2	1.000	0	1	1	1.3	1	0	1	0	1	7	4.2	
at Louisville	1/30/14	1	0-0	.000	0-0	.000	0-0	.000	0	0	0	1.2	0	0	0	0	0	0	4.0	
USF	2/2/14	5	0-0	.000	0-0	.000	0-0	.000	0	0	0	1.2	1	1	1	0	0	0	3.9	
at SMU	02/08/14	6	1-2	500	1-1	1.000	0-0	.000	1	0	1	1.2	1	0	1	0	0	3	3.8	
HOUSTON	2/15/14	5	0-0	.000	0-0	.000	0-0	.000	0	0	0	1.1	1	0	0	0	0	0	3.7	
at UCF	2/19/14	15	2-4	500	0-1	.000	1-1	1.000	0	2	2	1.2	2	3	0	1	0	5	3.7	
LOUISVILLE	2/22/14	2	0-0	.000	0-0	.000	0-0	.000	0	0	0	1.1	0	0	0	0	0	0	3.6	
at UConn	3/1/14	2	0-0	.000	0-0	.000	0-0	.000	0	0	0	1.1	1	0	0	0	0	0	3.5	
MEMPHIS	03/06/14	3	0-0	.000	0-0	.000	4-4	1.000	0	0	0	1.0	0	0	0	1	0	4	3.5	
at Rutgers	03/08/14	11	3-5	600	2-4	.500	0-0	.000	0	0	0	1.0	0	3	0	1	1	8	3.6	
vs UCF	3/13/14	11	3-3	1.000	2-2	1.000	0-0	.000	0	1	1	1.0	1	0	2	0	2	8	3.8	
vs UConn	3/14/14	9	1-3	333	1-2	.500	0-0	.000	0	0	0	1.0	1	0	0	0	1	3	3.8	
vs Harvard	03/20/14	14	1-4	250	1-2	.500	0-0	.000	2	2	2	1.0	0	1	0	0	0	3	3.7	
Totals		0	338	41-103	.398	15-48	.313	26-30	.867	14	19	33	1.0	42	21	17	3	13	123	3.7





# #45 ZACK TOBLER

FORWARD • 6-5 • 240 • JUNIOR • 2L • FORT MITCHELL, KY. (COVINGTON CATHOLIC HIGH SCHOOL)

## MOMENTS

» The fan favorite walk-on scored his first career point, sinking a free throw against Stony Brook (12/2/14)

» Netted his first career field goal in the closing moments against East Carolina (1/6/15)

**2015-16 Season (Junior):** Scored a career-high five points on 5-of-6 shooting from the foul line to go with a career-high two rebounds in four minutes against Arkansas-Pine Bluff (11/22) ... saw three minutes of action and handed out his first career assist vs. Robert Morris (11/15) ... played two minutes and scored only the second basket of his career in the season opener (11/13).

**2014-15 Season (Sophomore):** Played in eight games as a reserve walk-on, averaging 0.4 points and 0.1 rebounds in 1.4 minutes ... made his first career field goal against East Carolina (1/6) ... scored his first career point from the foul line against Stony Brook (12/2).

**2013-14 Season (Freshman):** Played in eight games as a reserve walk-on, averaging 0.0 points and 0.3 rebounds in 1.6 minutes ... saw action in win over UCF (1/23) ... missed a three-point attempt against Chicago State (12/23) ... pulled down a rebound against Middle Tennessee (12/21) ... grabbed a rebound in his first career game against Appalachian State (11/16).

**Prior to Cincinnati:** Averaged 14 points and eight rebounds as a senior at Covington Catholic High School, helping the Colonels to a 27-7 record, the district championship and second-place region finish ... scored 36 points in a game his junior season - the fourth most in school history for a single game ... coached in basketball by Scott Ruthsatz ... played goalie on the school's lacrosse team his junior and senior seasons.

**Personal:** Born Oct. 22, 1994 in Fort Mitchell, Kentucky. ... son of Liz and Matt Tobler ... has one brother, Jordan and one sister, Lauren ... right-handed.

## SEASON & CAREER STATISTICS

### 2015-16 SEASON

	Pts	CAREER
5 vs. Ark.-Pine Bluff, 11/22/15	5 vs. Ark.-Pine Bluff, 11/22/15	
1, 3x (last vs. Ark.-Pine Bluff, 11/22/15)	FG Atts 1, 9x (last vs. Ark.-Pine Bluff, 11/22/15)	
1 vs. Western Carolina, 11/13/15	FG Made 1, 2x (last vs. Western Carolina, 11/13/15)	
0	3PT-FG Atts 1, 3x (last vs. Houston, 1/21/15)	
0	3PT-FG Made 0	
6 vs. Ark.-Pine Bluff, 11/22/15	FT Atts 6 vs. Ark.-Pine Bluff, 11/22/15	
5 vs. Ark.-Pine Bluff, 11/22/15	FT Made 5 vs. Ark.-Pine Bluff, 11/22/15	
2 vs. Ark.-Pine Bluff, 11/22/15	Rebs 2 vs. Ark.-Pine Bluff, 11/22/15	
1 vs. Robert Morris, 11/15/15	Assts 1 vs. Robert Morris, 11/15/15	
0	Stls 0	
0	Blks 0	
4 vs. Ark.-Pine Bluff, 11/22/15	Mins 4, 2x (last vs. Ark.-Pine Bluff, 11/22/15)	

## MISCELLANEOUS STATISTICS

CATEGORY	2013-14	2014-15	2015-16	CAREER
Double-Figure Scoring Games	0	0	0	0
Double-Figure Rebounding Games	0	0	0	0
Double-Double Games	0	0	0	0
20-Point Scoring Games	0	0	0	0
Games Led UC in Scoring	0	0	0	0
Games Led UC in Rebounding	0	0	0	0
Games Led UC in Assists	0	0	0	0
Games With 3+ Assists	0	0	0	0
Games With 3+ Blocks	0	0	0	0
Games With 3+ Steals	0	0	0	0
Games With 3+ Three-Pointers	0	0	0	0

## GAME-BY-GAME STATISTICS

### 2015-16 (JUNIOR SEASON)

Opponent	Date	gs	min	Total		3-Pointers		Free throws		Rebounds				pf	a	to	blk	stl	pts	avg
				fg-fga	pct	3fg-fga	pct	ft-fa	pct	off	def	tot	avg							
WESTERN CAROLINA	11/13/15	2	1-1	1.000	0-0	.000	0-0	.000	0	0	0	0.0	1	0	1	0	0	2	2.0	
ROBERT MORRIS	11/15/15	3	0-1	.000	0-0	.000	0-2	.000	1	0	1	0.5	0	1	0	0	0	0	1.0	
ARKANSAS-PINE BLUFF	11/22/15	4	0-1	.000	0-0	.000	5-6	.833	2	0	2	1.0	0	0	0	0	0	5	2.3	
at Xavier	12/12/15	0	0-0	.000	0-0	.000	0-0	.000	0	0	0	0.0	0	0	0	0	0	0	1.8	
Totals		0	9	1-3	.333	0-0	.000	5-8	.625	3	0	3	0.8	1	1	1	0	7	1.8	

### 2014-15 (SOPHOMORE SEASON)

Opponent	Date	gs	min	Total		3-Pointers		Free throws		Rebounds									
				fg-fga	pct	3fg-fga	pct	ft-fa	pct	off	def	tot	avg	pf	a	to	blk	stl	pts
vs Middle Tennessee	11/28/14	1	0-0	.000	0-0	.000	0-0	.000	0 0	0 0	0 0	0 0	0 0	0 0	0 0	0 0	0 0	0 0	0.0
STONY BROOK	12/02/14	1	0-0	.000	0-0	.000	1-2	.500	0 0	0 0	0 0	0 0	0 0	0 0	0 0	0 0	1 0	0 0	1.5
WAGNER	12/23/14	2	0-1	.000	0-0	.000	0-0	.000	0 0	0 0	0 0	1 0	1 0	1 0	0 0	0 0	0 0	0 0	0.3
EAST CAROLINA	01/06/15	1	1-1	1.000	0-0	.000	0-1	.000	0 0	0 0	0 0	0 0	0 0	0 0	0 0	0 0	2 0	0 0	2.8
TEMPLE	01/17/15	2	0-1	.000	0-1	.000	0-2	.000	0 0	0 0	0 0	0 0	0 0	0 0	0 0	0 0	0 0	0 0	0.6
HOUSTON	01/21/15	1	0-1	.000	0-1	.000	0-0	.000	0 0	0 0	0 0	0 0	1 0	0 0	0 0	0 0	0 0	0 0	0.5
UCF	02/25/15	2	0-0	.000	0-0	.000	0-0	.000	1 0	0 0	0 0	0 0	0 0	0 0	0 0	0 0	0 0	0 0	0.4
at Tulane	02/28/15	1	0-1	.000	0-0	.000	0-0	.000	0 0	0 0	0 0	0 0	0 0	0 0	0 0	0 0	0 0	0 0	0.4
Totals		0	11	1-5	.200	0-2	.000	1-5	.200	0	1	1	0.1	2	0	1	0	3	0.4

### 2013-14 (FRESHMAN SEASON)

Opponent	Date	gs	min	Total		3-Pointers		Free throws		Rebounds									
				fg-fga	pct	3fg-fga	pct	ft-fa	pct	off	def	tot	avg	pf	a	to	blk	stl	pts
APPALACHIAN ST.	11/16/13	2	0-0	.000	0-0	.000	0-0	.000	0	1	1	1.0	0	0	0	0	0	0	0.0
UMASS LOWELL	11/26/13	1	0-0	.000	0-0	.000	0-0	.000	0	0	0	0.5	0	0	0	0	0	0	0.0
KENNESAW ST.	11/29/13	1	0-1	.000	0-0	.000	0-0	.000	0	0	0.3	1	0	0	0	0	0	0	0.0
USC UPSTATE	12/03/13	4	0-1	.000	0-1	.000	0-0	.000	0	0	0.3	0	0	0	0	0	0	0	0.0
vs Xavier	12/14/13	1	0-0	.000	0-0	.000	0-0	.000	0	0	0.2	0	0	0	0	0	0	0	0.0
MIDDLE TENNESSEE	12/21/13	2	0-1	.000	0-0	.000	0-0	.000	1	0	1	0.3	0	0	0	0	0	0	0.0
CHICAGO STATE	12/23/13	1	0-1	.000	0-1	.000	0-0	.000	0	0	0.3	0	0	0	0	0	0	0	0.0
UCF	1/23/14	1	0-0	.000	0-0	.000	0-0	.000	0	0	0.3	0	0	0	0	0	0	0	0.0
Totals		0	13	0-4	.000	0-2	.000	0-0	.000	1	1	2	0.3	1	0	0	0	0	0.0

## CAREER STATISTICS

Season	gp-gs	min/avg	Total fg-fga pct	3-Point fg-fga pct	F-Throws ft-fa pct	Rebounds off def tot avg	pf	fo	ast	to	blk	stl	pts	avg
2013-14	8-0	13/1.6	0-4 .000	0-2 .000	0-0 .000	1 1 2 0.3	1	0	0	0	0	0	0	0.0
2014-15	8-0	11/1.4	1-5 .200	0-2 .000	1-5 .200	0 1 1 0.1	2	0	0	1	0	0	3	0.4
2015-16	4-0	9/2.3	1-3 .333	0-0 .000	5-8 .625	3 0 3 0.8	1	0	1	1	0	0	7	1.8
TOTAL	20-0	33/1.7	2-12 .167	0-4 .000	6-13 .462	4 2 6 0.3	4	0	1	2	0	0	10	0.5



2015-16 CINCINNATI BASKETBALL • GAME 21 • TULANE

GAME 1 • NOV. 13, 2015  
WESTERN CAROLINA (72) AT CINCINNATI (97)  
FIFTH THIRD ARENA (CINCINNATI, OHIO)

Western Carolina 72 • 0-1																
##	Player		Total		3-Ptr		Rebounds			PF	TP					Min
			FG-FGA	FG-FGA	FT-FTA	Off	Def	Tot	A			TO	Blk	Stl		
04	Torrior Brummitt	f	4-10	0-1	1-2	1	3	4	5	9	0	2	1	1	16	
23	Justin Browning	f	3-7	0-3	0-0	0	3	3	5	6	2	1	0	2	25	
02	Mike Brown	g	8-22	3-11	4-4	2	2	4	1	23	4	3	2	2	35	
05	Devin Peterson	g	2-7	1-3	0-0	2	0	2	2	5	2	2	0	0	29	
13	Deriece Parks	g	1-7	0-5	1-2	2	1	3	1	3	1	0	0	1	18	
01	Elijah Pughley		5-8	5-7	3-4	0	1	1	0	18	1	3	0	0	15	
11	Haboubacar Mutombo		0-4	0-2	0-0	1	0	1	1	0	0	0	0	0	12	
12	Marc Gosselin		1-2	0-0	0-0	4	2	6	1	2	1	0	0	1	20	
22	Jesse Deloach		1-1	0-0	0-0	0	0	0	0	2	0	0	0	0	9	
24	Ashley Williams		1-2	0-0	2-2	0	0	0	1	4	1	0	1	1	16	
41	Charlendez Brooks		0-0	0-0	0-0	0	0	0	3	0	1	0	0	0	5	
Team						1	2	3								
Totals			26-70	9-32	11-14	13	14	27	20	72	13	11	4	8	200	
FG % 1st Half: 8-35			22.9%	2nd half: 18-35		51.4%	Game: 26-70		37.1%	Deadball Rebounds 2,1						
3FG % 1st Half: 2-15			13.3%	2nd half: 7-17		41.2%	Game: 9-32		28.1%							
FT % 1st Half: 4-6			66.7%	2nd half: 7-8		87.5%	Game: 11-14		78.6%							

Cincinnati 97 • 1-0																
#	Player		Total		3-Ptr		Rebounds			PF	TP	A TO Blk Stl				Min
			FG-FGA	FG-FGA	FT-FTA	Off	Def	Tot								
02	ELLIS, Octavius	f	8-11	0-0	1-2	4	6	10	2	17	1	3	2	4	24	
11	CLARK, Gary	f	9-10	0-1	3-3	2	6	8	2	21	2	1	3	0	28	
24	THOMAS, Shaq	f	2-5	0-0	4-7	2	3	5	3	8	3	3	0	0	22	
10	CAUPAIN, Troy	g	2-2	0-0	2-4	0	3	3	0	6	3	3	0	2	27	
21	COBB, Farad	g	3-6	3-3	2-2	0	1	1	0	11	2	1	1	0	20	
00	MOORE, Quadri		0-0	0-0	0-0	1	0	1	0	0	1	2	0	0	9	
01	EVANS, Jacob		2-7	1-3	2-2	1	4	5	1	7	3	0	1	1	22	
03	JENIFER, Justin		3-5	1-2	0-0	0	3	3	2	7	0	3	0	0	13	
22	DeBERRY, Coreontae		4-5	0-0	4-5	1	3	4	2	12	1	0	0	1	13	
25	JOHNSON, Kevin		2-7	1-5	1-2	0	1	1	2	6	3	0	0	0	20	
45	TOBLER, Zack		1-1	0-0	0-0	0	0	0	1	2	0	1	0	0	2	
Team						0	2	2								
Totals			36-59	6-14	19-27	11	32	43	15	97	19	17	7	8	200	
FG % 1st Half: 16-26			61.5%	2nd half: 20-33		60.6%	Game: 36-59		61.0%	Deadball Rebounds 5						
3FG % 1st Half: 5-8			62.5%	2nd half: 1-6		16.7%	Game: 6-14		42.9%							
FT % 1st Half: 5-7			71.4%	2nd half: 14-20		70.0%	Game: 19-27		70.4%							

Officials: Doug Simmons, Jose Carrion, Tommy Short  
Technical fouls: Western Carolina-Justin Browning, Cincinnati-None.  
Attendance: 7213

Score by periods	1st	2nd	Total
Western Carolina	22	50	72
Cincinnati	42	55	97

Last FG - WCU 2nd-02:11, CIN 2nd-01:11.  
Largest lead - WCU None, CIN by 30 2nd-12:23.

Score tied - 1 time.  
Lead changed - 0 times.

GAME 3 • NOV. 18, 2015  
CINCINNATI (83) AT BOWLING GREEN (50)  
STROH CENTER (BOWLING GREEN, OHIO)

Cincinnati 83 • 3-0																
##	Player	Total		3-Ptr		Rebounds			PF	TP					Min	
		FG-FGA	FG-FGA	FT-FTA	Off	Def	Tot	A			TO	Blk	Stl			
02	ELLIS, Octavius	f	2-6	0-0	0-1	3	6	9	4	4	0	1	0	0	21	
11	CLARK, Gary	f	3-4	0-0	1-2	2	8	10	3	7	2	1	1	2	24	
24	THOMAS, Shaq	f	4-7	1-2	1-2	2	1	3	0	10	3	2	2	1	20	
10	CAUPAIN, Troy	g	3-7	1-4	0-0	0	4	4	4	7	4	1	0	2	18	
21	COBB, Farad	g	7-14	6-11	0-0	0	2	2	2	20	1	2	0	1	22	
00	MOORE, Quadri		1-2	0-1	1-2	0	1	1	1	3	0	0	1	0	13	
01	EVANS, Jacob		3-7	2-3	2-2	2	1	3	0	10	1	0	2	2	21	
03	JENIFER, Justin		3-6	1-3	0-2	0	1	1	1	7	2	1	0	3	19	
22	DeBERRY, Coreontae		2-5	0-0	3-5	2	10	12	1	7	0	1	2	0	22	
25	JOHNSON, Kevin		3-8	2-6	0-0	0	1	1	2	8	2	1	0	1	20	
Team						0	3	3								
Totals			31-66	13-30	8-16	11	38	49	18	83	15	10	8	12	200	
FG % 1st Half: 11-25		44.0%	2nd half: 20-41		48.8%	Game: 31-66		47.0%	Deadball Rebounds 3							
3FG % 1st Half: 6-13		46.2%	2nd half: 7-17		41.2%	Game: 13-30		43.3%								
FT % 1st Half: 7-13		53.8%	2nd half: 1-3		33.3%	Game: 8-16		50.0%								

Bowling Green 50 • 1-1																
#	Player		Total		3-Ptr		Rebounds			PF	TP	A TO Blk Stl				Min
			FG-FGA	FG-FGA	FT-FTA	Off	Def	Tot								
03	PARKER, Spencer	f	3-6	1-3	3-3	0	1	1	2	10	1	2	0	0	20	
32	WORRELL, Rasheed	f	0-3	0-0	0-0	0	2	2	1	0	2	2	0	0	17	
04	DENNY, Zack	g	4-14	3-9	2-4	1	4	5	0	13	0	2	0	0	26	
10	JOSEPH, David	g	2-3	1-1	3-4	0	6	6	2	8	3	2	0	2	24	
14	ALCEGAIRE, Wes	g	0-9	0-3	0-3	2	6	8	3	0	1	5	0	0	25	
00	GOMEZ, Josh	g	0-0	0-0	0-0	0	0	0	0	0	1	0	0	0	1	
01	WIGGINS, Demajeo	g	2-2	0-0	1-1	2	3	5	3	5	0	0	0	0	16	
02	HLUCHOWECKYJ, Malik	g	0-1	0-1	0-0	0	0	0	0	0	0	0	0	0	4	
05	TISDALE, JD	g	0-1	0-0	0-1	0	0	0	3	0	1	0	0	3	8	
11	LILLARD, Antwon	g	4-11	1-5	0-1	2	1	3	0	9	1	0	1	0	30	
20	ALI, Ismail	g	1-6	1-3	0-0	1	0	1	1	3	0	3	1	1	16	
33	MAYLEBEN, Garrett	g	1-2	0-0	0-0	0	0	1	1	2	0	0	0	0	13	
Team						1	5	6								
Totals			17-58	7-25	9-17	9	29	38	16	50	10	16	2	6	200	
FG % 1st Half: 11-31			35.5%	2nd half: 6-27			22.2%	Game: 17-58			29.3%	Deadball Rebounds				
3FG % 1st Half: 5-12			41.7%	2nd half: 2-13			15.4%	Game: 7-25			28.0%	2				
FT % 1st Half: 4-10			40.0%	2nd half: 5-7			71.4%	Game: 9-17			52.9%					

Officials: Glenn "Buddy" Mayborg, Steve McClunkins, Todd Williams  
Technical fouls: Cincinnati-None. Bowling Green-None.  
Attendance: 3411  
2nd annual Bill Frack Challenge

Score by periods	1st	2nd	Total
Cincinnati	35	48	83
Bowling Green	31	19	50

Last FG - CIN 2nd-00:45, BGSU 2nd-07:24.  
Largest lead - CIN by 33 2nd-00:45, BGSU by 2 1st-18:40.

Score tied - 4 times.  
Lead changed - 2 times.

GAME 2 • NOV. 15, 2015  
ROBERT MORRIS (44) AT CINCINNATI (106)  
FIFTH THIRD ARENA (CINCINNATI, OHIO)

Robert Morris 44 • 0-2															
##	Player	Total		3-Ptr	Rebounds				PF	TP					Min
		FG-FGA	FG-FGA	FT-FTA	Off	Def	Tot	A			TO	Blk	Stl		
05	MINNIE, Elijah	f	0-4	0-2	0-0	0	5	5	2	0	2	5	0	0	32
33	FREDERICK, Andre	f	1-2	0-0	0-0	1	0	1	3	2	0	0	1	1	18
03	STEWART, Kavon	g	0-2	0-1	1-2	0	0	0	4	1	2	3	0	2	19
11	PRYOR, Rodney	g	4-15	2-8	7-7	2	1	3	3	17	0	4	0	0	27
23	McCONNELL, Matty	g	1-3	1-3	0-0	0	1	1	0	3	1	0	0	0	8
01	STILL, Isaiah	g	4-8	2-5	1-2	0	5	5	2	11	1	3	0	0	31
02	WHITLEY, Steven	g	0-3	0-1	1-2	0	0	0	2	1	1	4	0	1	14
10	LESTER, Jordan	g	1-2	0-0	3-4	0	2	2	1	5	1	3	0	2	21
08	GILES, Billy	g	0-2	0-0	0-0	0	3	3	3	0	0	2	0	1	14
24	TATE, Aaron	g	2-6	0-0	0-0	2	1	3	0	4	0	1	0	0	16
Team						1	0	1				4			
Totals			13-47	5-20	13-17	6	18	24	20	44	8	29	1	7	200
FG % 1st Half: 8-24		33.3%	2nd half: 5-23		21.7%	Game: 13-47		27.7%							Deadball
3FG % 1st Half: 2-11		18.2%	2nd half: 3-9		33.3%	Game: 10-20		25.0%							Rebounds
FT % 1st Half: 7-9		77.8%	2nd half: 6-8		75.0%	Game: 13-17		76.5%							1,2



2015-16 CINCINNATI BASKETBALL • GAME 21 • TULANE

GAME 5 • NOV. 24, 2015 • BARCLAYS CENTER CLASSIC  
SE LOUISIANA (49) AT 24/24 CINCINNATI (64)  
FIFTH THIRD ARENA (CINCINNATI, OHIO)

SE Louisiana 49 • 1-4

##	Player	Total		3-Ptr		Rebounds			PF	TP	A TO Blk Stl				Min
		FG-FGA	FG-FGA	FT-FTA	Off Def Tot	PF	TP	A TO Blk Stl							
23	Currington, James	f	4-7	0-0	0-0	6	2	8	4	8	0	2	1	1	30
00	Veal, Marlain	g	0-2	0-0	2-2	0	1	1	1	2	1	1	0	1	10
03	Filmore, Joshua	g	4-12	4-11	0-0	0	3	3	1	12	0	1	0	1	33
10	Jackson, Zay	g	6-13	2-4	1-1	2	3	5	2	15	4	6	1	2	39
11	Charleston, Keith	g	1-3	0-0	0-0	0	4	4	4	2	1	4	0	0	30
01	Capps, Jordan		0-0	0-0	0-0	0	0	0	1	0	0	0	1	0	4
02	Cook, Dimi		1-7	0-0	0-0	2	1	3	2	2	0	0	0	0	19
05	Hawkins, Mike		0-1	0-1	0-0	0	0	0	0	0	0	0	0	0	6
13	Greenwood, Mo		1-3	0-0	1-1	0	1	1	3	3	0	1	1	0	18
33	Grievies, Daniel		2-3	1-2	0-1	0	2	2	0	5	0	0	0	0	11
	Team					0	1	1							
	Totals		19-51	7-18	4-5	10	18	28	18	49	6	15	4	5	200
FG % 1st Half: 8-25 32.0%		2nd half: 11-26 42.3%		Game: 19-51 37.3%		Deadball									
3FG % 1st Half: 5-12 41.7%		2nd half: 2-6 33.3%		Game: 7-18 38.9%		Rebounds									
FT % 1st Half: 1-2 50.0%		2nd half: 3-3 100.0		Game: 4-5 80.0%		0,1									

Cincinnati 64 • 5-0

##	Player	Total		3-Ptr		Rebounds			PF	TP	A TO Blk Stl				Min
		FG-FGA	FG-FGA	FT-FTA	Off Def Tot	PF	TP	A TO Blk Stl							
02	ELLIS, Octavius	f	2-6	0-0	2-2	3	6	9	4	6	2	1	0	1	21
11	CLARK, Gary	f	4-8	1-1	3-5	5	3	8	1	12	0	0	2	1	37
24	THOMAS, Shaq	f	1-3	0-1	0-0	4	2	6	2	2	2	1	0	0	16
10	CAUPAIN, Troy	g	5-11	2-7	3-5	0	2	2	0	15	4	0	1	2	34
21	COBB, Farad	g	1-4	0-2	0-0	1	1	2	2	2	3	2	0	2	25
00	MOORE, Quadri		0-2	0-1	0-0	0	0	0	0	0	0	0	0	0	6
01	EVANS, Jacob		4-8	3-6	4-4	1	5	6	1	15	1	2	0	0	21
03	JENIFER, Justin		1-1	1-1	0-0	0	0	0	0	3	1	1	0	0	7
22	DeBERRY, Coreontae		3-4	0-0	0-1	0	2	2	1	6	0	2	0	0	15
25	JOHNSON, Kevin		1-7	1-4	0-0	0	1	1	3	3	3	2	0	2	18
	Team					2	0	2							
	Totals		22-54	8-23	12-17	16	22	38	14	64	16	11	3	8	200
FG % 1st Half: 10-29 34.5%		2nd half: 12-25 48.0%		Game: 22-54 40.7%		Deadball									
3FG % 1st Half: 2-11 18.2%		2nd half: 6-12 50.0%		Game: 8-23 34.8%		Rebounds									
FT % 1st Half: 8-12 66.7%		2nd half: 4-5 80.0%		Game: 12-17 70.6%		2,1									

Officials: Steve Olson, Antonio Petty, Clarence Armstrong  
Technical fouls: SE Louisiana-None. Cincinnati-None.  
Attendance: 6824

Score by periods	1st	2nd	Total
SE Louisiana	22	27	49
Cincinnati	30	34	64

Last FG - SLU 2nd-00:05, CIN 2nd-00:11.  
Largest lead - SLU by 1 1st-18:42, CIN by 18 2nd-00:11.

Score tied - 2 times.  
Lead changed - 4 times.

GAME 7 • NOV. 28, 2015 • BARCLAYS CENTER CLASSIC - FINALS  
GEORGE WASHINGTON (56) VS. 24/24 CINCINNATI (61)  
BARCLAYS CENTER (BROOKLYN, N.Y.)

George Washington 56 • 6-1

##	Player	Total		3-Ptr		Rebounds			PF	TP	A TO Blk Stl				Min
		FG-FGA	FG-FGA	FT-FTA	Off Def Tot	PF	TP	A TO Blk Stl							
12	WATANABE, Yuta	f	3-8	2-5	0-0	1	0	1	0	8	3	0	0	0	29
13	GARINO, Patricio	f	6-12	3-4	0-0	1	3	4	3	15	2	3	0	2	32
21	LARSEN, Kevin	f	0-4	0-1	1-2	3	4	7	4	1	4	2	0	2	32
34	CAVANAUGH, Tyler	f	5-12	1-2	2-2	2	4	6	3	13	0	2	0	0	27
22	McDONALD, Joe	g	4-7	3-5	0-0	0	2	2	3	11	1	1	0	1	34
01	MITOLA, Alex		1-2	1-1	0-0	0	2	2	1	3	2	0	0	0	14
03	JORGENSEN, Paul		0-5	0-1	0-0	0	2	2	0	0	0	2	0	0	17
04	SWAN, Anthony		0-0	0-0	0-0	0	2	2	1	0	0	0	0	0	5
14	ROLAND, Jordan		0-1	0-0	0-0	0	0	0	0	0	0	0	0	0	2
30	HART, Matt		2-5	1-3	0-0	0	1	1	1	5	0	0	0	0	8
	Team					2	2	4			1				
	Totals		21-56	11-22	3-4	9	22	31	16	56	12	11	0	5	200
FG % 1st Half: 11-27 40.7%		2nd half: 10-29 34.5%		Game: 21-56 37.5%		Deadball									
3FG % 1st Half: 3-10 30.0%		2nd half: 3-11 27.3%		Game: 11-22 50.0%		Rebounds									
FT % 1st Half: 0-0 0.0%		2nd half: 3-4 75.0%		Game: 3-4 75.0%		0									

Cincinnati 61 • 7-0

##	Player	Total		3-Ptr		Rebounds			PF	TP	A TO Blk Stl				Min
		FG-FGA	FG-FGA	FT-FTA	Off Def Tot	PF	TP	A TO Blk Stl							
02	ELLIS, Octavius	f	3-4	0-0	3-4	1	6	7	0	9	0	2	0	0	29
11	CLARK, Gary	f	3-4	0-0	0-0	3	8	11	4	6	2	2	1	3	27
24	THOMAS, Shaq	f	0-3	0-1	2-2	3	0	3	4	2	2	0	0	0	19
10	CAUPAIN, Troy	g	5-14	2-6	4-4	0	2	2	1	16	2	2	1	2	33
21	COBB, Farad	g	4-10	3-7	0-0	0	1	1	1	11	0	0	0	0	24
00	MOORE, Quadri		1-2	0-0	0-0	0	0	0	0	2	0	1	0	0	8
01	EVANS, Jacob		1-5	1-2	0-0	1	1	2	1	3	1	3	1	0	15
03	JENIFER, Justin		0-2	0-1	0-0	0	2	2	1	0	1	1	0	0	7
22	DeBERRY, Coreontae		0-0	0-0	1-2	0	4	4	0	1	0	1	2	1	13
25	JOHNSON, Kevin		5-9	1-5	0-0	2	0	2	1	11	0	0	0	0	25
	Team					1	3	4							
	Totals		22-53	7-22	10-12	11	27	38	13	61	8	12	5	6	200
FG % 1st Half: 10-26 38.5%		2nd half: 12-27 44.4%		Game: 22-53 41.5%		Deadball									
3FG % 1st Half: 3-10 30.0%		2nd half: 4-12 33.3%		Game: 7-22 31.8%		Rebounds									
FT % 1st Half: 4-5 80.0%		2nd half: 6-7 85.7%		Game: 10-12 83.3%		0									

Officials: Lee Cassell, Clarence Armstrong, Tony Henderson  
Technical fouls: George Washington-None. Cincinnati-None.

Attendance: 4203  
Barclays Center Classic Presented by Honda  
Cincinnati Wins 2015 Barclays Center Classic  
All-Tournament Team: Punter (UT), Webster (NEB), Cavanaugh (GW), Garino (GW)  
Caupain (CIN). Tournament MVP: Octavius Ellis (CIN)

Score by periods	1st	2nd	Total
George Washington	30	26	56
Cincinnati	27	34	61

Last FG - GW 2nd-00:30, CIN 2nd-00:41.  
Largest lead - GW by 6 1st-12:56, CIN by 5 2nd-00:06.

Score tied - 11 times.  
Lead changed - 12 times.

GAME 6 • NOV. 27, 2015 • BARCLAYS CENTER CLASSIC - SEMIFINALS  
NEBRASKA (61) VS. 24/24 CINCINNATI (65)  
BARCLAYS CENTER (BROOKLYN, N.Y.)

Nebraska 61 • 4-2

#	Player		Total		3-Ptr		Rebounds			PF	TP	A				Min
			FG	FGA	FG	FGA	FT	FTA	Off			Def	Tot	To	Blk	
24	Hammond, Jake	f	3-4	0-0	1-1		0	0	0	3	7	0	0	1	0	18
31	Shields, Shavon	f	6-9	0-1	2-3		0	2	2	5	14	1	4	0	0	20
00	Webster, Tai	g	7-12	2-3	5-5		3	5	8	2	21	3	1	0	0	29
03	White III, Andrew	g	2-10	2-5	2-2		1	4	5	0	8	1	4	2	1	28
32	Parker, Benny	g	0-2	0-2	0-0		0	3	3	3	0	1	1	0	3	30
05	Watson Jr., Glynn		2-9	1-2	0-0		0	2	2	0	5	3	0	0	3	25
10	McVeigh, Jack		2-5	2-3	0-0		1	2	3	2	6	2	1	0	2	26
12	Jacobson, Michael		0-0	0-0	0-0		0	0	0	1	0	0	0	0	0	5
23	Fuller, Nick		0-0	0-0	0-0		0	0	0	0	0	0	0	0	0	1
30	Morrow Jr., Ed		0-1	0-0	0-0		0	3	3	4	0	1	1	1	0	18
	Team						2	1	3							
	Totals		22-52	7-16	10-11		7	22	29	20	61	12	12	4	9	200
	FG % 1st Half:	10-24	41.7%	2nd half:	12-28	42.9%	Game:	22-52	42.3%							Deadball
3FG	% 1st Half:	4-7	57.1%	2nd half:	3-9	33.3%	Game:	7-16	43.8%							Rebounds
FT	% 1st Half:	1-2	50.0%	2nd half:	9-9	100.0	Game:	10-11	90.9%							1,1



2015-16 CINCINNATI BASKETBALL • GAME 21 • TULANE

GAME 9 • DEC. 6, 2015  
MORGAN STATE (66) AT 17/17 CINCINNATI (87)  
FIFTH THIRD ARENA (CINCINNATI, OHIO)

Morgan State 66 • 2-6

#	Player	Total		3-Ptr		Rebounds			PF	TP	A TO Blk Stl					Min
		FG-FGA	FG-FGA	FT-FTA	Off Def Tot	PF	TP	A TO Blk Stl								
21	THOMAS, Kyle	f	6-12	5-8	0-0	0	1	3	17	0	2	0	1	26		
22	CARR, Phillip	f	2-6	1-1	0-0	3	2	4	5	1	0	2	0	23		
34	BLOSSOM, Cedric	f	6-13	1-1	3-6	2	7	9	1	16	0	1	0	2	34	
01	PRETLOW, Donte	g	5-11	1-2	1-2	4	1	5	0	12	4	5	0	1	33	
32	CAMERON, Martez	g	0-2	0-0	0-0	0	3	3	1	0	5	2	0	0	25	
03	SIMPSON, Rasean		4-11	0-0	2-5	4	3	7	1	10	1	1	0	1	26	
11	VAUGHAN, Clive		3-10	0-4	0-0	2	5	7	1	6	0	0	0	0	27	
12	REDMOND, Jamar		0-0	0-0	0-0	0	0	0	1	0	0	0	0	0	1	
13	STREETER, Tyler		0-2	0-1	0-0	0	0	0	1	0	0	0	0	0	5	
Team					0	0	0	1			1					
Totals			26-67	8-17	6-13	15	22	37	14	66	11	12	2	5	200	
FG % 1st Half: 10-33		30.3%	2nd half: 16-34		47.1%	Game: 26-67		38.8%	Deadball		Rebounds					
3FG % 1st Half: 3-6		50.0%	2nd half: 5-11		45.5%	Game: 8-17		47.1%								
FT % 1st Half: 4-9		44.4%	2nd half: 2-4		50.0%	Game: 6-13		46.2%								

Cincinnati 87 • 8-1

#	Player	Total		3-Ptr		Rebounds			PF	TP	A TO Blk Stl					Min
		FG-FGA	FG-FGA	FT-FTA	Off Def Tot	PF	TP	A TO Blk Stl								
02	ELLIS, Octavius	f	6-7	0-0	1-2	1	4	5	1	13	1	2	2	1	21	
11	CLARK, Gary	f	4-6	1-2	4-5	8	6	14	2	13	5	0	2	1	28	
24	THOMAS, Shaq	f	7-9	1-2	0-2	2	7	9	3	15	4	2	2	1	27	
10	CAUPAIN, Troy	g	3-14	0-8	0-0	0	5	5	0	6	5	0	0	0	34	
01	COBB, Farad	g	4-14	2-9	1-2	0	1	1	1	11	3	2	0	2	28	
00	MOORE, Quadri		1-4	0-0	0	2	2	4	1	2	1	1	0	0	9	
01	EVANS, Jacob		0-0	0-0	0-0	0	0	0	0	0	0	0	0	0	2	
03	JENIFER, Justin		2-6	0-2	2-3	0	0	0	0	2	6	3	0	0	2	13
22	DeBERRY, Coreontae		4-5	0-0	3-4	5	2	7	3	11	0	0	0	0	16	
25	JOHNSON, Kevin		4-8	2-6	0-0	2	1	3	1	10	3	3	0	2	22	
Team					0	1	1									
Totals			35-73	6-29	11-18	20	29	49	14	87	25	10	6	9	200	
FG % 1st Half: 21-40		52.5%	2nd half: 14-33		42.4%	Game: 35-73		47.9%	Deadball		Rebounds					
3FG % 1st Half: 3-14		21.4%	2nd half: 3-15		20.0%	Game: 6-29		20.7%								
FT % 1st Half: 6-10		60.0%	2nd half: 5-8		62.5%	Game: 11-18		61.1%								

Officials: Mike Stuart, Olandis Poole, Mark Schur  
Technical fouls: Morgan State-TEAM, Cincinnati-None.  
Attendance: 6126

Score by periods	1st	2nd	Total
Morgan State	27	39	66
Cincinnati	51	36	87

Last FG - MSUM 2nd-00:52, CIN 2nd-00:28.  
Largest lead - MSUM None, CIN by 26 2nd-05:36.

Points	In	Off	2nd	Fast
MSUM	28	14	17	9
CIN	50	23	26	11

Score tied - 1 time.  
Lead changed - 0 times.

GAME 11 • DEC. 15, 2015  
NORFOLK STATE (59) AT 23/20 CINCINNATI (75)  
FIFTH THIRD ARENA (CINCINNATI, OHIO)

Norfolk State 59 • 4-6

#	Player	Total		3-Ptr		Rebounds			PF	TP	A TO Blk Stl					Min
		FG-FGA	FG-FGA	FT-FTA	Off Def Tot	PF	TP	A TO Blk Stl								
45	BUTLER, Jordan	f	1-3	0-0	0-0	1	4	5	4	2	2	0	2	1	29	
02	ROBINSON, Zaynah	g	0-5	0-2	0-0	0	5	5	1	0	5	3	0	1	29	
04	TAYLOR, D'Shon	g	5-11	2-5	2-2	1	3	4	2	14	1	2	0	1	30	
10	SHORT, Jeff	g	1-10	1-5	2-2	1	2	3	2	5	0	0	0	0	19	
20	OLIVER, Charles	g	2-9	0-5	2-2	1	2	3	2	6	2	3	0	2	29	
00	KELLEY, Brian		3-4	0-1	0-0	0	2	2	2	6	1	0	0	0	11	
01	BUNGEI, Preston		5-7	0-0	3-4	0	3	3	1	13	0	2	1	1	23	
03	WADE, Jonathan		3-7	3-5	0-0	0	3	3	1	9	1	1	0	1	18	
15	BANNER, Devonte		0-0	0-0	0-0	0	0	0	0	0	0	0	0	0	1	
22	LONG, Alex		0-2	0-0	1-2	1	1	2	2	1	0	1	0	0	8	
30	PEEBLES-JENNINGS, J.		1-1	1-1	0-0	0	0	0	1	3	0	1	0	0	1	
32	TORIOLA, Moses		0-0	0-0	0-0	0	0	0	0	0	0	0	0	0	2	
Team					5	0	5				2					
Totals			21-59	7-24	10-12	10	25	35	18	59	12	15	3	7	200	
FG % 1st Half: 10-31		32.3%	2nd half: 11-28		39.3%	Game: 21-59		35.6%	Deadball		Rebounds					
3FG % 1st Half: 1-10		10.0%	2nd half: 6-14		42.9%	Game: 7-24		29.2%								
FT % 1st Half: 5-6		83.3%	2nd half: 5-6		83.3%	Game: 10-12		83.3%								

Cincinnati 75 • 9-2

#	Player	Total		3-Ptr		Rebounds			PF	TP	A TO Blk Stl					Min
		FG-FGA	FG-FGA	FT-FTA	Off Def Tot	PF	TP	A TO Blk Stl								
02	ELLIS, Octavius	f	1-3	0-0	3-6	3	8	11	1	5	5	1	3	2	26	
11	CLARK, Gary	f	9-11	1-1	0-0	3	4	7	3	19	2	2	1	0	29	
24	THOMAS, Shaq	f	4-9	1-3	0-1	2	4	6	4	9	3	2	1	1	27	
10	CAUPAIN, Troy	g	1-5	1-3	2-4	0	4	4	0	5	6	1	1	2	32	
21	COBB, Farad	g	7-14	5-8	1-2	0	3	3	0	20	2	1	0	2	27	
00	MOORE, Quadri		1-3	0-0	1-2	0	0	0	0	3	0	2	0	1	6	
01	EVANS, Jacob		2-6	1-2	6-6	2	0	2	1	11	1	0	0	1	16	
03	JENIFER, Justin		1-3	1-2	0-0	0	1	1	1	3	0	1	0	0	13	
22	DeBERRY, Coreontae		0-1	0-0	0-0	0	1	1	0	0	0	0	2	0	14	
25	JOHNSON, Kevin		0-2	0-2	0-0	1	0	1	3	0	1	3	0	0	10	
Team					0	1	1									
Totals			26-57	10-21	13-21	11	26	37	13	75	20	13	8	9	200	
FG % 1st Half: 12-28		42.9%	2nd half: 14-29		48.3%	Game: 26-57		45.6%	Deadball		Rebounds					
3FG % 1st Half: 5-13		38.5%	2nd half: 5-8		62.5%	Game: 10-21		47.6%								
FT % 1st Half: 5-10		50.0%	2nd half: 8-11		72.7%	Game: 13-21		61.9%								

Officials: Tom Eades, Brian O'Connell, Ray Acosta  
Technical fouls: Norfolk State-None, Cincinnati-None.  
Attendance: 6215

Score by periods	1st	2nd	Total
Norfolk State	26	33	59
Cincinnati	34	41	75

Last FG - NSUM 2nd-00:20, CIN 2nd-03:50.  
Largest lead - NSUM None, CIN by 26 2nd-10:09.

Score tied - 0 times.  
Lead changed - 0 times.

GAME 10 • DEC. 12, 2015 • SKYLINE CHILI CROSSTOWN SHOOTOUT  
23/22 CINCINNATI (55) AT NO. 12/13 XAVIER (65)  
CINTAS CENTER (CINCINNATI, OHIO)

Cincinnati 55 • 8-2

#	Player		Total		3-Ptr		Rebounds			PF	TP	A TO Blk Stl				Min
			FG-FA	FG-FGA	FT-FTA	Off	Def	Tot	A			TO	Blk	Stl		
02	ELLIS, Octavius	f	6-9	0-0	1-5	2	4	6	2	13	2	5	2	1	28	
11	CLARK, Gary	f	0-2	0-0	0-0	2	5	7	3	0	2	1	0	2	29	
24	THOMAS, Shaq	f	5-11	1-4	0-0	3	2	5	3	11	3	3	1	0	33	
10	CAUPAIN, Troy	g	3-10	2-9	2-2	0	3	3	0	10	6	2	0	0	36	
21	COBB, Farad	g	3-9	3-8	2-2	2	2	4	1	11	1	0	0	1	25	
01	EVANS, Jacob		2-5	0-2	0-0	1	1	2	1	4	1	1	2	0	18	
03	JENIFER, Justin		0-1	0-1	0-0	0	0	0	0	0	1	0	0	0	4	
22	DeBERRY, Coreontae		1-3	0-0	1-2	1	1	2	1	3	0	0	0	1	11	
25	JOHNSON, Kevin		1-2	1-2	0-0	0	0	0	2	3	1	3	0	1	16	
45	TOBLER, Zack		0-0	0-0	0-0	0	0	0	0	0	0	0	0	0	0+	
	Team					0	3	3	1			1				
Totals			21-52	7-26	6-11	11	21	32	14	55	17	16	5	6	200	
FG % 1st Half: 10-25			40.0%	2nd half: 11-27			40.7%	Game: 21-52			40.4%				Deadball Rebound 3,1	
3FG % 1st Half: 3-11			27.3%	2nd half: 4-15			26.7%	Game: 7-26			26.9%					
FT % 1st Half: 3-4			75.0%	2nd half: 3-7			42.9%	Game: 6-11			54.5%					



2015-16 CINCINNATI BASKETBALL • GAME 21 • TULANE

GAME 13 • DEC. 22, 2015  
11/9 IOWA STATE (81) AT 22/21 CINCINNATI (79)  
FIFTH THIRD ARENA (CINCINNATI, OHIO)

Iowa State 81 • 10-1

#	Player		Total		3-Ptr	Rebounds			PF	TP	A	TO	Blk	Stl	Min
			FG-FGA	FG-FGA		FT-FTA	Off	Def							
01	McKay, Jameel	f	0-4	0-0	5-8	3	0	3	0	5	2	0	0	0	30
02	Nader, Abdel	f	3-8	1-5	4-4	0	4	4	4	11	1	3	0	2	37
31	Niang, Georges	f	10-19	2-6	2-3	6	4	10	3	24	1	1	1	1	35
11	Morris, Monte	g	7-12	2-4	0-0	2	3	5	2	16	7	2	0	4	39
21	Thomas, Matt	g	4-14	3-10	2-2	1	8	9	2	13	4	1	0	0	32
03	Cooke, Hallice		0-5	0-4	0-0	0	1	1	0	0	0	0	0	0	11
30	Burton, Deonte		5-6	1-1	1-2	1	0	1	3	12	1	0	0	0	16
Team							2	1	3						
Totals			29-68	9-30	14-19	15	21	36	14	81	16	7	1	7	200

FG % 1st Half: 16-34 47.1% 2nd half: 13-34 38.2% Game: 29-68 42.6%  
3FG % 1st Half: 3-12 25.0% 2nd half: 6-18 33.3% Game: 9-30 30.0%  
FT % 1st Half: 10-11 90.9% 2nd half: 4-8 50.0% Game: 14-19 73.7%

Cincinnati 79 • 10-3

#	Player		Total		3-Ptr	Rebounds			PF	TP	A	TO	Blk	Stl	Min
			FG-FGA	FG-FGA		FT-FTA	Off	Def							
02	ELLIS, Octavius	f	4-6	0-0	1-2	3	5	8	2	9	0	2	1	0	27
11	CLARK, Gary	f	5-8	0-1	0-2	5	4	9	1	10	2	1	0	1	28
24	THOMAS, Shaq	f	2-5	0-1	0-0	2	4	6	0	4	2	1	0	2	20
10	CAUPAIN, Troy	g	6-14	1-4	5-6	1	4	5	1	18	4	1	0	0	34
21	COBB, Farad	g	4-13	2-6	0-0	0	1	1	1	10	3	3	0	0	27
01	EVANS, Jacob		4-8	2-5	4-4	2	3	5	3	14	2	0	2	1	26
03	JENIFER, Justin		0-1	0-1	0-0	0	0	0	0	0	1	0	0	0	2
22	DeBERRY, Coreontae		3-7	0-0	0-2	2	2	4	1	6	1	0	1	0	17
25	JOHNSON, Kevin		3-4	2-3	0-0	1	0	1	3	8	0	2	0	0	19
Team							0	1	1						
Totals			31-66	7-21	10-16	16	24	40	12	79	15	10	4	4	200

FG % 1st Half: 16-35 45.7% 2nd half: 15-31 48.4% Game: 31-66 47.0%  
3FG % 1st Half: 4-11 36.4% 2nd half: 3-10 30.0% Game: 7-21 33.3%  
FT % 1st Half: 2-4 50.0% 2nd half: 8-12 66.7% Game: 10-16 62.5%

Officials: Doug Sirmons, Ron Groover, Tom O'Neill  
Technical fouls: Iowa State-None. Cincinnati-None.  
Attendance: 13176

Score by periods	1st	2nd	Total
Iowa State	45	36	81
Cincinnati	38	41	79

Last FG - ISU 2nd-00:12, CIN 2nd-02:09.  
Largest lead - ISU by 13 1st-02:07, CIN by 4 2nd-02:09.

Points	In	Off	2nd	Fast	Bench
ISU	28	12	26	12	12
CIN	34	3	22	0	28

Score tied - 1 time.  
Lead changed - 2 times.

GAME 15 • JAN. 2, 2016  
TULSA (57) AT 22/23 CINCINNATI (76)  
FIFTH THIRD ARENA (CINCINNATI, OHIO)

Tulsa 57 • 8-6, 0-2

#	Player		Total		3-Ptr	Rebounds			PF	TP	A	TO	Blk	Stl	Min
			FG-FGA	FG-FGA		FT-FTA	Off	Def							
01	SMITH, Rashad	f	3-5	0-0	1-2	3	1	4	2	7	0	1	2	1	23
40	WRIGHT, D'Andre	f	0-2	0-0	0-0	2	0	2	5	0	1	2	0	0	12
03	HARRISON, Shaquille	g	6-15	1-3	8-9	0	2	2	1	21	6	2	0	2	34
10	WOODARD, James	g	3-11	1-7	2-4	1	1	2	1	9	1	3	0	2	29
11	BIRT, Pat	g	3-8	2-4	5-6	1	5	6	1	13	3	2	0	0	36
04	TAPLIN, Sterling		1-4	0-2	0-0	0	2	2	0	2	0	1	0	0	10
05	RAY, Rashad		1-4	0-3	0-0	0	2	2	0	2	0	2	0	1	17
15	CURTIS, Marquel		1-4	0-2	0-0	1	3	4	1	2	3	1	0	0	19
44	SWANNEGAN, Brandon		0-1	0-0	1-4	0	0	1	3	1	0	0	0	0	15
55	EZECHINONSO, E.		0-0	0-0	0-0	0	0	0	1	0	0	0	0	0	5
Team							6	0	6						
Totals			18-54	4-21	17-25	14	17	31	15	57	14	14	2	6	200

FG % 1st Half: 6-27 22.2% 2nd half: 12-27 44.4% Game: 18-54 33.3%  
3FG % 1st Half: 2-13 15.4% 2nd half: 2-8 25.0% Game: 4-21 19.0%  
FT % 1st Half: 14-21 66.7% 2nd half: 3-4 75.0% Game: 17-25 68.0%

Cincinnati 76 • 11-4, 1-1

#	Player		Total		3-Ptr	Rebounds			PF	TP	A	TO	Blk	Stl	Min
			FG-FGA	FG-FGA		FT-FTA	Off	Def							
02	ELLIS, Octavius	f	2-3	0-0	2-3	1	2	3	3	6	0	2	1	2	16
11	CLARK, Gary	f	3-6	0-0	1-2	8	6	14	4	7	4	0	1	0	30
24	THOMAS, Shaq	f	2-5	0-1	0-0	1	4	5	3	4	2	2	1	2	24
10	CAUPAIN, Troy	g	3-9	2-4	0-0	1	2	3	2	8	7	3	1	0	31
21	COBB, Farad	g	8-14	5-7	0-0	0	1	3	4	0	21	2	1	0	27
00	MOORE, Quadri		2-5	2-3	2-2	0	1	1	2	8	0	2	0	0	14
01	EVANS, Jacob		1-3	0-2	0-0	0	3	3	4	2	2	1	1	1	16
03	JENIFER, Justin		2-3	1-1	2-2	0	0	0	1	7	2	0	0	0	8
22	DeBERRY, Coreontae		2-3	0-0	2-4	1	3	4	4	6	0	0	0	2	13
25	JOHNSON, Kevin		2-8	2-5	1-2	1	0	1	1	7	1	2	0	2	21
Team							1	0	1						
Totals			27-59	12-23	10-15	15	24	39	24	76	20	13	5	11	200

FG % 1st Half: 14-29 48.3% 2nd half: 13-30 43.3% Game: 27-59 45.8%  
3FG % 1st Half: 7-13 53.8% 2nd half: 5-10 50.0% Game: 12-23 52.2%  
FT % 1st Half: 7-9 77.8% 2nd half: 3-6 50.0% Game: 10-15 66.7%

Officials: Steve Olson, Zelton Steed, Peter Juzenas  
Technical fouls: Tulsa-None. Cincinnati-ELLIS, Octavius.  
Attendance: 10102

Score by periods	1st	2nd	Total
Tulsa	28	29	57
Cincinnati	42	34	76

Last FG - TLS 2nd-02:18, CIN 2nd-00:57.  
Largest lead - TLS None, CIN by 24 1st-06:09.

Points	In	Off	2nd	Fast	Bench
TLS	24	14	14	12	7
CIN	20	16	19	9	30

Score tied - 0 times.  
Lead changed - 0 times.

GAME 14 • DEC. 29, 2015  
TEMPLE (77) AT 22/23 CINCINNATI (70)  
FIFTH THIRD ARENA (CINCINNATI, OHIO)

Temple 77 • 6-5, 1-0

#	Player		Total		3-Ptr	Rebounds			PF	TP	A	TO	Blk	Stl	Min
			FG-FGA	FG-FGA		FT-FTA	Off	Def							
00	ENECHIONYIA, Obi	f	0-5	0-2	2-4	2	1	3	2	2	2	1	1	0	21
15	BOND, Jaylen	f	3-6	0-0	1-4	2	4	6	3	7	3	0	0	0	27
01	BROWN, Josh	g	4-9	1-5	2-3	0	5	5	2	11	3	2	0	3	34
25	DECOSEY, Quenton	g	4-7	1-3	10-11	1	3	4	1	19	2	3	1	1	37
34	COLEMAN, Devin	g	5-11	4-7	0-0	1	1	2	2	14	0	0	1	0	29
03	ALSTON, JR., Levan S		2-2	2-2	0-0	0	2	2	0	6	0	0	0	0	14
04	DINGLE, Daniel		6-10	2-3	0-0	4	1	5	1	14	2	0	1	1	20
10	WILLIAMS, Mark		2-2	0-0	0-0	0	0	0	0	4	0	1	0	0	15
11	LOWE, Trey		0-0	0-0	0-0	0	0	0	0	0	0	0	0	0	3
Team							1	2	3						
Totals			26-52	10-22	15-22	11	19	30	11	77	12	8	4	5	200

FG % 1st Half: 16-28 57.1% 2nd half: 10-24 41.7% Game: 26-52 50.0%  
3FG % 1st Half: 5-11 45.5% 2nd half: 5-11 45.5% Game: 10-22 45.5%  
FT % 1st Half: 2-6 33.3% 2nd half: 13-16 81.3% Game: 15-22 68.2%

Cincinnati 70 • 10-4, 0-1

#	Player		Total		3-Ptr	Rebounds			PF	TP	A	TO	Blk	Stl	Min
			FG-FGA	FG-FGA	FT-FTA	Off	Def	Tot							
01	EVANS, Jacob	f	2-4	1-2	2-2	3	2	5	0	7	2	1	0	0	24
11	CLARK, Gary	f	3-8	0-0	1-1	3	1	4	2	7	2	2	0	0	28
22	DeBERRY, Coreontae	c	1-3	0-0	0-0	1	1	2	2	2	1	0	0	0	13
10	CAUPAIN, Troy	g	7-16	1-4	4-4	1	2	3	3	19	7	2	0	1	36
21	COBB, Farad	g	4-10	2-6	0-0	0	2	2	1	10	1	1	0	0	27
00	MOORE, Quadri		0-1	0-0	0-0	0	0	0	0	0	0	0	0	0	1
02	ELLIS, Octavius		4-6	0-0	4-5	3	4	7	3	12	0	0	0	1	26
03	JENIFER, Justin		1-1	0-0	0-0	0	0	0	0	2	0	0	0	0	4
24	THOMAS, Shaq		3-8	2-4	0-0	0	2	2	2	8	0	1	2	0	28
25	JOHNSON, Kevin		1-4	1-3	0-0	0	0	0	2	3	0	1	0	0	13
	Team					3	2	5							



GAME 17 • JAN. 10, 2016  
CINCINNATI (54) AT USF (51)  
USF SUN DOME (TAMPA, FLA.)

Cincinnati 54 • 12-5 (2-2)

#	Player	Total		3-Ptr		Rebounds			PF	TP	A TO Blk Stl					Min
		FG-FGA	FG-FGA	FT-FTA	Off	Def	Tot									
02	ELLIS, Octavius	f	4-7	0-0	2-3	1	1	2	3	10	0	1	1	1	24	
11	CLARK, Gary	f	0-4	0-0	5-7	7	4	11	1	5	2	2	1	1	34	
24	THOMAS, Shaq	f	3-7	0-1	4-5	1	2	3	1	10	2	0	0	1	29	
10	CAUPAIN, Troy	g	5-14	4-9	0-0	1	5	6	2	14	2	3	0	3	31	
21	COBB, Farad	g	1-5	1-3	0-0	0	0	0	1	3	1	0	0	2	23	
00	MOORE, Quadri		0-2	0-0	2-2	1	0	1	0	2	0	0	0	0	7	
01	EVANS, Jacob		1-6	0-2	0-0	1	2	3	0	2	1	1	0	1	12	
03	JENIFER, Justin		0-1	0-0	0-0	0	0	0	1	0	1	0	0	0	9	
22	DeBERRY, Coreontae		2-5	0-0	2-2	1	2	3	3	6	0	1	1	1	14	
25	JOHNSON, Kevin		1-4	0-3	0-0	0	2	2	2	2	2	2	0	0	17	
Team						1	3	4								
Totals			17-55	5-18	15-19	14	21	35	14	54	11	10	3	10	200	
FG % 1st Half: 6-25 24.0%		2nd half: 11-30 36.7%		Game: 17-55 30.9%										Deadball		
3FG % 1st Half: 3-9 33.3%		2nd half: 2-9 22.2%		Game: 5-18 27.8%										Rebounds		
FT % 1st Half: 11-12 91.7%		2nd half: 4-7 57.1%		Game: 15-19 78.9%										2		

USF 51 • 3-14 (0-4)

#	Player		Total		3-Ptr		Rebounds			PF	TP	A TO Blk Stl					Min
			FG-FGA	FG-FGA	FT-FTA	Off	Def	Tot									
22	NUNEZ, Angel	f	3-4	0-0	0-1	0	4	4	2	6	2	3	0	1	30		
33	GUERRERO, Ruben	f	1-2	0-0	0-0	0	0	0	0	2	0	0	0	0	6		
15	COUSINS, Jaleel	c	3-5	0-0	1-2	2	7	9	3	7	0	4	2	0	34		
00	MC MURRAY, Jahmal	g	6-9	2-4	2-3	0	5	5	1	16	1	3	0	1	38		
05	MORILLO, Nehemias	g	3-9	0-3	0-0	0	0	0	4	6	3	3	1	2	26		
01	PERRY, Chris		4-11	0-1	0-0	1	4	5	4	8	0	4	0	0	24		
13	BODWAY, Jake		0-1	0-0	0-0	0	0	0	1	0	0	0	0	0	6		
35	ZEIGLER, Bo		3-4	0-1	0-2	1	2	3	2	6	0	1	1	0	30		
42	SANTOS, Luis		0-0	0-0	0-0	0	1	1	1	0	0	0	0	1	6		
Team						0	3	3									
Totals			23-45	2-9	3-8	4	26	30	18	51	6	18	4	5	200		
FG % 1st Half: 11-20		55.0%	2nd half: 12-25		48.0%	Game: 23-45		51.1%	Deadball Rebounds 2								
3FG % 1st Half: 2-3		66.7%	2nd half: 0-6		0.0%	Game: 2-9		22.2%									
FT % 1st Half: 2-3		66.7%	2nd half: 1-5		20.0%	Game: 3-8		37.5%									

Officials: Mike Stuart, Kelly Self, Kipp Kissinger  
Technical fouls: Cincinnati-None. USF-None.  
Attendance: 3062

Score by periods	1st	2nd	Total
Cincinnati	26	28	54
USF	26	25	51

Last FG - CIN 2nd-10:07, USF 2nd-02:18.  
Largest lead - CIN by 15 2nd-10:49, USF by 2 1st-01:17.

Score tied - 4 times.  
Lead changed - 2 times.

GAME 19 • JAN. 16, 2016  
CINCINNATI (65) AT TEMPLE (67) 2 OT  
LIACOURAS CENTER (PHILADELPHIA, PA.)

Cincinnati 65 • 13-6, 3-3

#	Player	Total		3-Ptr		Rebounds			PF	TP					Min
		FG-FGA	FG-FGA	FT-FTA	Off	Def	Tot	A			TO	Blk	Stl		
02	ELLIS, Octavius	f	4-7	0-0	6-6	3	6	9	5	14	0	3	3	0	33
11	CLARK, Gary	f	6-10	0-1	0-1	5	9	14	4	12	1	2	2	0	34
24	THOMAS, Shaq	f	1-5	0-0	0-2	2	2	4	0	2	0	0	0	1	25
10	CAUPAIN, Troy	g	5-15	0-3	4-6	1	3	4	3	14	1	3	0	0	31
21	COBB, Farad	g	3-11	1-6	0-0	0	1	1	0	7	3	1	0	2	38
00	MOORE, Quadri		0-0	0-0	0-0	0	1	1	1	0	0	0	0	0	5
01	EVANS, Jacob		4-10	0-3	0-0	1	7	8	2	8	4	2	0	1	38
03	JENIFER, Justin		0-0	0-0	0-0	0	1	1	0	0	0	2	0	0	2
22	DeBERRY, Coreontae		2-5	0-0	2-4	1	2	3	1	6	0	0	1	0	20
25	JOHNSON, Kevin		1-7	0-5	0-0	2	4	6	1	2	4	3	0	0	24
Team						2	3	5							
Totals			26-70	1-18	12-19	17	39	56	17	65	13	16	6	4	250
FG % 1st Half: 11-28 39.3%		2nd half: 13-30 43.3%		OT: 2-12 16.7%		Game: 26-70 37.1%		Deadball		Rebounds					
3FG % 1st Half: 0-7 0.0%		2nd half: 1-5 20.0%		OT: 0-6 0.0%		Game: 1-18 5.6%									
FT % 1st Half: 2-2 100.0		2nd half: 5-11 45.5%		OT: 5-6 83.3%		Game: 12-19 63.2%									

Temple 67 • 9-7, 4-2

#	Player		Total		3-Ptr	Rebounds			PF	TP	A TO Blk Stl				Min	
			FG-FGA	FG-FGA	FT-FTA	Off	Def	Tot								
15	BOND, Jaylen	f	4-17	0-1	1-3	9	3	12	4	9	0	1	0	0	36	
24	AFLAKPUI, Ernest	c	3-4	0-0	0-2	1	2	3	2	6	0	0	0	1	20	
01	BROWN, Josh	g	2-9	0-2	0-2	0	7	7	1	4	5	2	0	1	47	
04	DINGLE, Daniel	g	1-6	0-1	1-1	1	2	3	1	3	2	1	0	0	28	
25	DECOSEY, Quenton	g	9-20	1-5	3-5	1	4	5	3	22	2	1	1	3	46	
00	ENECHIONYIA, Obi		1-6	0-3	0-1	0	2	2	4	2	1	0	1	1	20	
03	ALSTON, JR., Levan S		0-2	0-1	0-0	0	1	1	1	0	1	1	0	1	7	
10	WILLIAMS, Mark		1-1	1-1	3-4	1	1	2	1	6	0	0	1	0	11	
11	LOWE, Trey		0-0	0-0	0-0	0	0	0	0	0	1	0	0	0	3	
34	COLEMAN, Devin		5-11	5-10	0-0	1	3	4	0	15	2	2	0	0	32	
Team						3	5	8								
Totals				26-76	7-24	8-18	17	30	47	17	67	13	11	4	7	250
FG % 1st Half: 9-27 33.3%			2nd half: 13-32 40.6%			OT: 4-17 23.5%			Game: 26-76 34.2%			Deadball				
3FG % 1st Half: 2-9 22.2%			2nd half: 3-9 33.3%			OT: 2-6 33.3%			Game: 7-24 29.2%			Rebounds				
FT % 1st Half: 2-6 33.3%			2nd half: 5-6 83.3%			OT: 1-6 16.7%			Game: 8-18 44.4%			3				

Officials: Tom Eades, Raymond Styons, Ron Groover  
Technical fouls: Cincinnati-None. Temple-None.  
Attendance: 7481

Score by periods	1st	2nd	OT	OT2	Total
Cincinnati	24	32	4	5	65
Temple	22	34	4	7	67

Last FG - CIN OT2-04:32, TU OT2-00:16.  
Largest lead - CIN by 3 OT2-01:58, TU by 8 2nd-06:48.

Score tied - 9 times.  
Lead changed - 5 times.

GAME 18 • JAN. 13, 2016  
HOUSTON (59) AT CINCINNATI (70)  
FIFTH THIRD ARENA (CINCINNATI, OHIO)

Houston 59 • 13-3, 3-1

#	Player		Total		3-Ptr		Rebounds			PF	TP	A TO Blk Stl					Min
			FG-FGA	FG-FGA	FT-FTA	Off	Def	Tot	A			TO	Blk	Stl			
24	POLLARD, Devonta	f	2-7	0-0	4-7	3	3	6	0	8	3	3	1	1	1	32	
33	MEYER, Kyle	c	0-0	0-0	0-0	0	1	1	1	0	0	0	0	0	0	6	
02	GRAY, Jr., Rob	g	3-11	0-4	0-0	0	0	0	1	6	1	4	0	0	0	23	
21	DOTSON, Darnyeen	g	1-8	1-5	1-2	3	8	11	2	4	1	2	1	1	1	31	
25	ROBINSON, Jr., Galen	g	5-11	2-3	1-1	0	1	1	1	13	4	2	0	0	0	28	
00	KNOWLES, Danrad		0-1	0-0	2-6	5	2	7	3	2	0	0	0	0	0	24	
03	JOHNSON, Ronnie		3-9	2-4	1-2	2	1	3	0	9	0	5	0	0	0	20	
04	BARNES, LeRon		6-8	5-6	0-0	4	3	7	4	17	0	0	0	0	0	29	
12	VANBECKE, Wes		0-0	0-0	0-0	0	1	1	0	0	0	1	0	0	0	1	
13	NKALI, Bertrand		0-0	0-0	0-0	0	0	0	2	0	0	0	0	0	0	6	
Team						2	1	3									
Totals				20-55	10-22	9-18	19	21	40	14	59	9	17	2	2	200	
FG % 1st Half: 9-26			34.6%	2nd half: 11-29	37.9%	Game: 20-55			36.4%	Deadball							
3FG % 1st Half: 7-12			58.3%	2nd half: 3-10	30.0%	Game: 10-22			45.5%	Rebounds							
FT % 1st Half: 2-2			100.0%	2nd half: 7-16	43.8%	Game: 9-18			50.0%	3,1							





**2015-16 Cincinnati Basketball**  
**Cincinnati Combined Team Statistics (as of Jan 22, 2016)**  
**All games**



<b>RECORD:</b>	<b>OVERALL</b>	<b>HOME</b>	<b>AWAY</b>	<b>NEUTRAL</b>
ALL GAMES	14-6	9-3	3-3	2-0
CONFERENCE	4-3	3-1	1-2	0-0
NON-CONFERENCE	10-3	6-2	2-1	2-0

#	Player	gp-gs	min	avg	Total		3-Point		F-Throw		Rebounds				pf	dq	a	to	blk	stl	pts	avg
					fg-fga	fg%	3fg-fga	3fg%	ft-fa	ft%	off	def	tot	avg								
10	CAUPAIN, Troy	20-20	626	31.3	78-208	.375	27-92	.293	47-60	.783	6	57	63	3.2	27	0	88	35	7	22	230	11.5
21	COBB, Farad	20-20	503	25.2	83-194	.428	52-115	.452	12-14	.857	8	26	34	1.7	13	0	35	20	1	28	230	11.5
02	ELLIS, Octavius	20-19	477	23.9	70-122	.574	0-0	.000	57-88	.648	54	85	139	7.0	56	2	19	39	29	19	197	9.9
11	CLARK, Gary	20-20	573	28.7	75-127	.591	5-9	.556	40-59	.678	76	95	171	8.6	55	0	43	26	25	24	195	9.8
24	THOMAS, Shaq	20-19	468	23.4	57-127	.449	9-29	.310	24-38	.632	33	56	89	4.5	36	0	32	28	14	16	147	7.4
01	EVANS, Jacob	20-1	415	20.8	44-123	.358	19-64	.297	32-34	.941	22	59	81	4.1	29	1	35	14	15	14	139	7.0
25	JOHNSON, Kevin	20-0	383	19.2	44-125	.352	26-86	.302	14-20	.700	16	21	37	1.9	35	0	31	25	0	18	128	6.4
22	DeBERRY, Coreontae	20-1	292	14.6	40-78	.513	0-0	.000	30-49	.612	22	52	74	3.7	37	1	4	12	19	11	110	5.5
03	JENIFER, Justin	18-0	162	9.0	19-44	.432	8-21	.381	11-15	.733	0	12	12	0.7	14	0	27	14	0	10	57	3.2
00	MOORE, Quadri	17-0	142	8.4	15-42	.357	2-8	.250	12-17	.706	11	16	27	1.6	13	0	2	15	1	7	44	2.6
45	TOBLER, Zack	4-0	9	2.3	1-3	.333	0-0	.000	5-8	.625	3	0	3	0.8	1	0	1	1	0	0	7	1.8
Team											23	36	59		2		4					
Total.....		20	4050		526-1193	.441	148-424	.349	284-402	.706	274	515	789	39.5	318	4	317	233	111	169	1484	74.2
Opponents.....		20	4050		447-1150	.389	143-409	.350	199-308	.646	231	440	671	33.5	352	-	232	282	63	115	1236	61.8

<b>TEAM STATISTICS</b>	<b>CIN</b>	<b>OPP</b>
SCORING	1484	1236
Points per game	74.2	61.8
Scoring margin	+12.4	-
FIELD GOALS-ATT	526-1193	447-1150
Field goal pct	.441	.389
3 POINT FG-ATT	148-424	143-409
3-point FG pct	.349	.350
3-pt FG made per game	7.4	7.2
FREE THROWS-ATT	284-402	199-308
Free throw pct	.706	.646
F-Throws made per game	14.2	10.0
REBOUNDS	789	671
Rebounds per game	39.5	33.5
Rebounding margin	+5.9	-
ASSISTS	317	232
Assists per game	15.9	11.6
TURNOVERS	233	282
Turnovers per game	11.7	14.1
Turnover margin	+2.5	-
Assist/turnover ratio	1.4	0.8
STEALS	169	115
Steals per game	8.5	5.8
BLOCKS	111	63
Blocks per game	5.6	3.2
ATTENDANCE	102850	47509
Home games-Avg/Game	12-8571	6-6530
Neutral site-Avg/Game	-	2-4165

<b>Date</b>	<b>Opponent</b>		<b>Score</b>	<b>Att.</b>
11/13/15	WESTERN CAROLINA	w	97-72	7213
11/15/15	ROBERT MORRIS	w	106-44	6292
11/18/15	at Bowling Green	w	83-50	3411
11/22/15	ARKANSAS-PINE BLUFF	w	99-50	6083
11/24/15	SE LOUISIANA	w	64-49	6824
11/27/15	vs Nebraska	w	65-61	4127
11/28/15	vs George Washington	w	61-56	4203
12/2/15	BUTLER	L	76-78	11125
12/6/15	MORGAN STATE	w	87-66	6126
12/12/15	at Xavier	L	55-65	10617
12/15/15	NORFOLK STATE	w	75-59	6215
12/19/15	at VCU	w	69-63	7637
12/22/15	IOWA STATE	L	79-81	13176
* 12/29/15	TEMPLE	L	70-77	10029
* 1/2/16	TULSA	w	76-57	10102
* 01/07/16	at SMU	L	57-59	6971
* 1/10/16	at USF	w	54-51	3062
* 1/13/16	HOUSTON	w	70-59	9345
* 01/16/16	at Temple	Lo2	65-67	7481
* 01/21/16	MEMPHIS	w	76-72	10320

\* = Conference game

<b>Score by Periods</b>	<b>1st</b>	<b>2nd</b>	<b>OT</b>	<b>OT2</b>	<b>Totals</b>
Cincinnati	705	770	4	5	1484
Opponents	579	646	4	7	1236





**2015-16 Cincinnati Basketball**  
**Cincinnati Combined Team Statistics (as of Jan 22, 2016)**  
**Conference games**



<b>RECORD:</b>	<b>OVERALL</b>	<b>HOME</b>	<b>AWAY</b>	<b>NEUTRAL</b>
ALL GAMES	4-3	3-1	1-2	0-0
CONFERENCE	4-3	3-1	1-2	0-0
NON-CONFERENCE	0-0	0-0	0-0	0-0

#	Player	gp-gs	min	avg	Total		3-Point		F-Throw		Rebounds						a	to	blk	stl	pts	avg
					fg-fga	fg%	3fg-fga	3fg%	ft-fa	ft%	off	def	tot	avg	pf	dq						
10	CAUPAIN, Troy	7-7	234	33.4	33-94	.351	9-30	.300	15-18	.833	5	19	24	3.4	13	0	30	19	3	8	90	12.9
21	COBB, Farad	7-7	201	28.7	29-68	.426	18-41	.439	0-0	.000	2	9	11	1.6	3	0	14	5	0	13	76	10.9
02	ELLIS, Octavius	7-6	168	24.0	24-45	.533	0-0	.000	19-23	.826	19	19	38	5.4	26	1	2	10	9	7	67	9.6
11	CLARK, Gary	7-7	218	31.1	25-49	.510	1-2	.500	14-22	.636	33	32	65	9.3	21	0	17	10	9	10	65	9.3
24	THOMAS, Shaq	7-6	172	24.6	18-46	.391	3-11	.273	5-8	.625	7	16	23	3.3	10	0	6	9	5	5	44	6.3
25	JOHNSON, Kevin	7-0	129	18.4	15-46	.326	9-33	.273	4-7	.571	4	12	16	2.3	9	0	9	8	0	7	43	6.1
22	DeBERRY, Coreontae	7-1	94	13.4	13-26	.500	0-0	.000	6-10	.600	6	13	19	2.7	17	0	1	2	3	3	32	4.6
01	EVANS, Jacob	7-1	152	21.7	13-39	.333	2-17	.118	2-2	1.000	6	20	26	3.7	15	1	15	5	3	4	30	4.3
03	JENIFER, Justin	5-0	30	6.0	4-6	.667	1-1	1.000	2-2	1.000	0	2	2	0.4	2	0	3	2	0	1	11	2.2
00	MOORE, Quadri	7-0	52	7.4	2-12	.167	2-4	.500	4-4	1.000	2	6	8	1.1	6	0	0	4	0	1	10	1.4
Team											15	13	28					1				
Total.....		7	1450		176-431	.408	45-139	.324	71-96	.740	99	161	260	37.1	122	2	97	75	32	59	468	66.9
Opponents.....		7	1450		160-382	.419	48-135	.356	74-126	.587	84	161	245	35.0	102	-	86	100	30	33	442	63.1

<b>TEAM STATISTICS</b>	<b>CIN</b>	<b>OPP</b>
SCORING	468	442
Points per game	66.9	63.1
Scoring margin	+3.7	-
FIELD GOALS-ATT	176-431	160-382
Field goal pct	.408	.419
3 POINT FG-ATT	45-139	48-135
3-point FG pct	.324	.356
3-pt FG made per game	6.4	6.9
FREE THROWS-ATT	71-96	74-126
Free throw pct	.740	.587
F-Throws made per game	10.1	10.6
REBOUNDS	260	245
Rebounds per game	37.1	35.0
Rebounding margin	+2.1	-
ASSISTS	97	86
Assists per game	13.9	12.3
TURNOVERS	75	100
Turnovers per game	10.7	14.3
Turnover margin	+3.6	-
Assist/turnover ratio	1.3	0.9
STEALS	59	33
Steals per game	8.4	4.7
BLOCKS	32	30
Blocks per game	4.6	4.3
ATTENDANCE	39796	17514
Home games-Avg/Game	4-9949	3-5838
Neutral site-Avg/Game	-	0-0

<b>Date</b>	<b>Opponent</b>		<b>Score</b>	<b>Att.</b>
* 12/29/15	TEMPLE	L	70-77	10029
* 1/2/16	TULSA	W	76-57	10102
* 01/07/16	at SMU	L	57-59	6971
* 1/10/16	at USF	W	54-51	3062
* 1/13/16	HOUSTON	W	70-59	9345
* 01/16/16	at Temple	Lo2	65-67	7481
* 01/21/16	MEMPHIS	W	76-72	10320

\* = Conference game

<b>Score by Periods</b>	<b>1st</b>	<b>2nd</b>	<b>OT</b>	<b>OT2</b>	<b>Totals</b>
Cincinnati	241	218	4	5	468
Opponents	210	221	4	7	442





**2015-16 Cincinnati Basketball**  
**Cincinnati Team Game-by-Game Comparison (as of Jan 22, 2016)**  
**All games**



Opponent	1st	2nd	Score	Mar	Total FG	FG Pct	3-Pointers	3FG Pct	Free Throws	FT Pct	Rebounds	Assist	T/Over	Block	Steal	Fouls
WESTERN CAROLINA	42/22	55/50	97-72	+25	36-59/26-70	.610/.371	6-14/9-32	.429/.281	19-27/11-14	.704/.786	43/27 +16	19/13	17/11	7/4	8/8	15/20
ROBERT MORRIS	51/25	55/19	106-44	+62	38-71/13-47	.535/.277	11-24/5-20	.458/.250	19-26/13-17	.731/.765	44/24 +20	32/8	11/29	8/1	18/7	14/20
Bowling Green	35/31	48/19	83-50	+33	31-66/17-58	.470/.293	13-30/7-25	.433/.280	8-16/9-17	.500/.529	49/38 +11	15/10	10/16	8/2	12/6	18/16
ARKANSAS-PINE BLUFF	39/15	60/35	99-50	+49	25-60/19-61	.417/.311	8-22/5-17	.364/.294	41-59/7-11	.695/.636	45/42 +3	16/12	10/30	6/4	19/4	16/37
SE LOUISIANA	30/22	34/27	64-49	+15	22-54/19-51	.407/.373	8-23/7-18	.348/.389	12-17/4-5	.706/.800	38/28 +10	16/6	11/15	3/4	8/5	14/18
Nebraska	25/25	40/36	65-61	+4	21-54/22-52	.389/.423	7-17/7-16	.412/.438	16-24/10-11	.667/.909	39/29 +10	15/12	11/12	3/4	5/9	13/20
George Washington	27/30	34/26	61-56	+5	22-53/21-56	.415/.375	7-22/11-22	.318/.500	10-12/3-4	.833/.750	38/31 +7	8/12	12/11	5/0	6/5	13/16
BUTLER	33/28	43/50	76-78	(2)	25-50/27-64	.500/.422	8-21/7-19	.381/.368	18-24/17-22	.750/.773	33/30 +3	15/11	14/6	10/3	2/7	18/19
MORGAN STATE	51/27	36/39	87-66	+21	35-73/26-67	.479/.388	6-29/8-17	.207/.471	11-18/6-13	.611/.462	49/37 +12	25/11	10/12	6/2	9/5	14/14
Xavier	26/42	29/23	55-65	(10)	21-52/27-56	.404/.482	7-26/6-15	.269/.400	6-11/5-12	.545/.417	32/32 -	17/14	16/10	5/3	6/8	14/14
NORFOLK STATE	34/26	41/33	75-59	+16	26-57/21-59	.456/.356	10-21/7-24	.476/.292	13-21/10-12	.619/.833	37/35 +2	20/12	13/15	8/3	9/7	13/18
VCU	33/31	36/32	69-63	+6	17-47/20-59	.362/.339	5-15/7-19	.333/.368	30-35/16-25	.857/.640	42/37 +5	7/9	13/8	6/2	4/4	22/24
IOWA STATE	38/45	41/36	79-81	(2)	31-66/29-68	.470/.426	7-21/9-30	.333/.300	10-16/14-19	.625/.737	40/36 +4	15/16	10/7	4/1	4/7	12/14
TEMPLE	37/39	33/38	70-77	(7)	26-61/26-52	.426/.500	7-19/10-22	.368/.455	11-12/15-22	.917/.682	30/30 -	13/12	8/8	2/4	2/5	15/11
TULSA	42/28	34/29	76-57	+19	27-59/18-54	.458/.333	12-23/4-21	.522/.190	10-15/17-25	.667/.680	39/31 +8	20/14	13/14	5/2	11/6	24/15
SMU	32/30	25/29	57-59	(2)	23-61/22-43	.377/.512	8-23/5-15	.348/.333	3-4/10-19	.750/.526	33/32 +1	11/15	11/17	4/11	12/2	20/9
USF	26/26	28/25	54-51	+3	17-55/23-45	.309/.511	5-18/2-9	.278/.222	15-19/3-8	.789/.375	35/30 +5	11/6	10/18	3/4	10/5	14/18
HOUSTON	39/27	31/32	70-59	+11	27-65/20-55	.415/.364	8-23/10-22	.348/.455	8-12/9-18	.667/.500	38/40 (2)	17/9	7/17	4/2	10/2	16/14
Temple	24/22	32/34	65-67	(2)	26-70/26-76	.371/.342	1-18/7-24	.056/.292	12-19/8-18	.632/.444	56/47 +9	13/13	16/11	6/4	4/7	17/17
MEMPHIS	41/38	35/34	76-72	+4	30-60/25-57	.500/.439	4-15/10-22	.267/.455	12-15/12-16	.800/.750	29/35 (6)	12/17	10/15	8/3	10/6	16/18

Note: Game totals are displayed in the format TEAM/OPPONENT for each category





**2015-16 Cincinnati Basketball**  
**Cincinnati Game-by-Game Highs (as of Jan 22, 2016)**  
**All games**



Opponent	Date	Score	Points	Rebounds	Assists	Steals	Blocked shots
WESTERN CAROLINA	11/13/15	97-72	21-CLARK, Gary	10-ELLIS, Octavius	3-JOHNSON, Kevin CAUPAIN, Troy EVANS, Jacob THOMAS, Shaq	4-ELLIS, Octavius	3-CLARK, Gary
ROBERT MORRIS	11/15/15	106-44	15-COBB, Farad	8-DeBERRY, Coreont	9-JENIFER, Justin CAUPAIN, Troy	5-THOMAS, Shaq	3-ELLIS, Octavius
at Bowling Green	11/18/15	83-50	20-COBB, Farad	12-DeBERRY, Coreont	4-CAUPAIN, Troy	3-JENIFER, Justin	2-DeBERRY, Coreont EVANS, Jacob THOMAS, Shaq
ARKANSAS-PINE BLUFF	11/22/15	99-50	20-COBB, Farad	8-MOORE, Quadri	4-CAUPAIN, Troy	4-COBB, Farad	2-ELLIS, Octavius DeBERRY, Coreont
SE LOUISIANA	11/24/15	64-49	15-EVANS, Jacob CAUPAIN, Troy	9-ELLIS, Octavius	4-CAUPAIN, Troy	2-CAUPAIN, Troy COBB, Farad JOHNSON, Kevin	2-CLARK, Gary
vs Nebraska	11/27/15	65-61	17-CAUPAIN, Troy	9-ELLIS, Octavius	4-EVANS, Jacob	1-MOORE, Quadri CLARK, Gary DeBERRY, Coreont JOHNSON, Kevin COBB, Farad	2-ELLIS, Octavius
vs George Washington	11/28/15	61-56	16-CAUPAIN, Troy	11-CLARK, Gary	2-THOMAS, Shaq CAUPAIN, Troy CLARK, Gary	3-CLARK, Gary	2-DeBERRY, Coreont
BUTLER	12/2/15	76-78	16-ELLIS, Octavius EVANS, Jacob	12-ELLIS, Octavius	6-CAUPAIN, Troy	1-CLARK, Gary JENIFER, Justin	4-DeBERRY, Coreont
MORGAN STATE	12/6/15	87-66	15-THOMAS, Shaq	14-CLARK, Gary	5-CAUPAIN, Troy CLARK, Gary	2-COBB, Farad JENIFER, Justin JOHNSON, Kevin	2-THOMAS, Shaq ELLIS, Octavius CLARK, Gary
at Xavier	12/12/15	55-65	13-ELLIS, Octavius	7-CLARK, Gary	6-CAUPAIN, Troy	2-CLARK, Gary	2-ELLIS, Octavius EVANS, Jacob
NORFOLK STATE	12/15/15	75-59	20-COBB, Farad	11-ELLIS, Octavius	6-CAUPAIN, Troy	2-CAUPAIN, Troy COBB, Farad ELLIS, Octavius	3-ELLIS, Octavius
at VCU	12/19/15	69-63	15-COBB, Farad CAUPAIN, Troy	9-CLARK, Gary	4-CAUPAIN, Troy	2-COBB, Farad	3-EVANS, Jacob
IOWA STATE	12/22/15	79-81	18-CAUPAIN, Troy	9-CLARK, Gary	4-CAUPAIN, Troy	2-THOMAS, Shaq	2-EVANS, Jacob
TEMPLE	12/29/15	70-77	19-CAUPAIN, Troy	7-ELLIS, Octavius	7-CAUPAIN, Troy	1-ELLIS, Octavius CAUPAIN, Troy	2-THOMAS, Shaq
TULSA	1/2/16	76-57	21-COBB, Farad	14-CLARK, Gary	7-CAUPAIN, Troy	2-THOMAS, Shaq JOHNSON, Kevin ELLIS, Octavius DeBERRY, Coreont COBB, Farad	1-THOMAS, Shaq EVANS, Jacob CAUPAIN, Troy CLARK, Gary ELLIS, Octavius
at SMU	01/07/16	57-59	18-COBB, Farad	11-CLARK, Gary	4-CAUPAIN, Troy	5-CLARK, Gary	1-ELLIS, Octavius EVANS, Jacob DeBERRY, Coreont CAUPAIN, Troy
at USF	1/10/16	54-51	14-CAUPAIN, Troy	11-CLARK, Gary	2-THOMAS, Shaq JOHNSON, Kevin CAUPAIN, Troy CLARK, Gary	3-CAUPAIN, Troy	1-DeBERRY, Coreont ELLIS, Octavius CLARK, Gary
HOUSTON	1/13/16	70-59	15-JOHNSON, Kevin	13-ELLIS, Octavius	6-CLARK, Gary	3-COBB, Farad	1-CLARK, Gary EVANS, Jacob CAUPAIN, Troy





2015-16 Cincinnati Basketball  
Cincinnati Game-by-Game Highs (as of Jan 22, 2016)  
All games



Opponent	Date	Score	Points	Rebounds	Assists	Steals	Blocked shots
at Temple	01/16/16	65-67	14-CAUPAIN, Troy ELLIS, Octavius	14-CLARK, Gary	4-EVANS, Jacob JOHNSON, Kevin	2-COBB, Farad	ELLIS, Octavius 3-ELLIS, Octavius
MEMPHIS	01/21/16	76-72	25-CAUPAIN, Troy	6-THOMAS, Shaq	4-CAUPAIN, Troy COBB, Farad	3-JOHNSON, Kevin	4-CLARK, Gary





**2015-16 Cincinnati Basketball**  
**Cincinnati Points-Rebounds-Assists (as of Jan 22, 2016)**  
**All games**



Opponent	Date	Score		00 MOORE,QUAD	01 EVANS,JACO	02 ELLIS,OCTA	03 JENIFER,JU	10 CAUPAIN,TR	11 CLARK,GARY	21 COBB,FARAD
WESTERN CAROLINA	11/13/15	97-72	w	0-1-1	7-5-3	17-10-1	7-3-0	6-3-3	21-8-2	11-1-2
ROBERT MORRIS	11/15/15	106-44	w	10-4-0	10-7-2	10-3-0	11-2-9	6-2-9	4-7-3	15-1-2
at Bowling Green	11/18/15	83-50	w	3-1-0	10-3-1	4-9-0	7-1-2	7-4-4	7-10-2	20-2-1
ARKANSAS-PINE BLUFF	11/22/15	99-50	w	10-8-0	6-4-0	12-5-1	8-1-2	7-1-4	10-6-3	20-2-3
SE LOUISIANA	11/24/15	64-49	w	0-0-0	15-6-1	6-9-2	3-0-1	15-2-4	12-8-0	2-2-3
vs Nebraska	11/27/15	65-61	w	2-0-0	4-7-4	12-9-2	0-0-2	17-3-1	6-4-2	2-2-1
vs George Washington	11/28/15	61-56	w	2-0-0	3-2-1	9-7-0	0-2-1	16-2-2	6-11-2	11-1-0
BUTLER	12/2/15	76-78	L	DNP	16-4-4	16-12-2	1-0-1	12-3-6	9-6-1	6-0-0
MORGAN STATE	12/6/15	87-66	w	2-4-1	0-0-0	13-5-1	6-0-3	6-5-5	13-14-5	11-1-3
at Xavier	12/12/15	55-65	L	DNP	4-2-1	13-6-2	0-0-1	10-3-6	0-7-2	11-4-1
NORFOLK STATE	12/15/15	75-59	w	3-0-0	11-2-1	5-11-5	3-1-0	5-4-6	19-7-2	20-3-2
at VCU	12/19/15	69-63	w	2-1-0	9-8-0	4-7-1	0-0-1	15-2-4	13-9-0	15-3-0
IOWA STATE	12/22/15	79-81	L	DNP	14-5-2	9-8-0	0-0-1	18-5-4	10-9-2	10-1-3
TEMPLE	12/29/15	70-77	L	0-0-0	7-5-2	12-7-0	2-0-0	19-3-7	7-4-2	10-2-1
TULSA	1/2/16	76-57	w	8-1-0	2-3-2	6-3-0	7-0-2	8-3-7	7-14-4	21-4-2
at SMU	01/07/16	57-59	L	0-4-0	4-5-3	2-1-0	DNP	9-1-4	13-11-1	18-0-2
at USF	1/10/16	54-51	w	2-1-0	2-3-1	10-2-0	0-0-1	14-6-2	5-11-2	3-0-1
HOUSTON	1/13/16	70-59	w	0-1-0	5-0-2	13-13-2	2-1-0	1-4-5	14-7-6	14-2-1
at Temple	01/16/16	65-67	L	0-1-0	8-8-4	14-9-0	0-1-0	14-4-1	12-14-1	7-1-3
MEMPHIS	01/21/16	76-72	w	0-0-0	2-2-1	10-3-0	DNP	25-3-4	7-4-1	3-2-4

Opponent	Date	Score		22 DEBERRY,CO	24 THOMAS,SHA	25 JOHNSON,KE	45 TOBLER,ZAC
WESTERN CAROLINA	11/13/15	97-72	w	12-4-1	8-5-3	6-1-3	2-0-0
ROBERT MORRIS	11/15/15	106-44	w	12-8-1	14-3-2	14-4-3	0-1-1
at Bowling Green	11/18/15	83-50	w	7-12-0	10-3-3	8-1-2	DNP
ARKANSAS-PINE BLUFF	11/22/15	99-50	w	11-5-0	5-7-1	5-0-2	5-2-0
SE LOUISIANA	11/24/15	64-49	w	6-2-0	2-6-2	3-1-3	DNP
vs Nebraska	11/27/15	65-61	w	4-2-0	14-4-0	4-5-3	DNP
vs George Washington	11/28/15	61-56	w	1-4-0	2-3-2	11-2-0	DNP
BUTLER	12/2/15	76-78	L	2-3-0	5-2-0	9-1-1	DNP
MORGAN STATE	12/6/15	87-66	w	11-7-0	15-9-4	10-3-3	DNP
at Xavier	12/12/15	55-65	L	3-2-0	11-5-3	3-0-1	0-0-0
NORFOLK STATE	12/15/15	75-59	w	0-1-0	9-6-3	0-1-1	DNP
at VCU	12/19/15	69-63	w	3-1-0	4-7-1	4-1-0	DNP
IOWA STATE	12/22/15	79-81	L	6-4-1	4-6-2	8-1-0	DNP
TEMPLE	12/29/15	70-77	L	2-2-1	8-2-0	3-0-0	DNP
TULSA	1/2/16	76-57	w	6-4-0	4-5-2	7-1-1	DNP
at SMU	01/07/16	57-59	L	4-3-0	2-2-1	5-0-0	DNP
at USF	1/10/16	54-51	w	6-3-0	10-3-2	2-2-2	DNP
HOUSTON	1/13/16	70-59	w	6-2-0	0-1-0	15-3-1	DNP
at Temple	01/16/16	65-67	L	6-3-0	2-4-0	2-6-4	DNP
MEMPHIS	01/21/16	76-72	w	2-2-0	18-6-1	9-4-1	DNP





**2015-16 Cincinnati Basketball**  
**Cincinnati Season/Career Statistics (as of Jan 22, 2016)**  
**All games**



**SEASON STATISTICS**

**CAREER STATISTICS**

SUMMARY	gp-gs	min/g	fg%	3fg%	ft%	r/g	a/g	stl	blk	pts/g	gp-gs	min/g	fg%	3fg%	ft%	r/g	a/g	stl	blk	pts/g
CAUPAIN, Troy	20-20	31.3	.375	.293	.783	3.2	4.4	22	7	11.5	88-53	26.6	.404	.341	.786	3.0	3.2	94	15	8.4
COBB, Farad	20-20	25.2	.428	.452	.857	1.7	1.8	28	1	11.5	54-29	24.5	.402	.383	.806	2.2	1.6	61	5	9.6
ELLIS, Octavius	20-19	23.9	.574	.000	.648	7.0	1.0	19	29	9.9	57-53	25.9	.561	.000	.674	6.8	1.1	49	98	9.5
CLARK, Gary	20-20	28.7	.591	.556	.678	8.6	2.2	24	25	9.8	54-54	28.1	.549	.357	.649	7.7	1.9	59	70	8.5
THOMAS, Shaq	20-19	23.4	.449	.310	.632	4.5	1.6	16	14	7.4	121-75	19.6	.448	.311	.608	3.0	0.8	82	49	5.8
EVANS, Jacob	20-1	20.8	.358	.297	.941	4.1	1.8	14	15	7.0	20-1	20.8	.358	.297	.941	4.1	1.8	14	15	7.0
JOHNSON, Kevin	20-0	19.2	.352	.302	.700	1.9	1.6	18	0	6.4	87-24	16.8	.376	.327	.734	1.3	1.1	59	7	5.4
DeBERRY, Coreontae	20-1	14.6	.513	.000	.612	3.7	0.2	11	19	5.5	54-1	12.1	.531	.000	.613	2.7	0.1	13	52	4.7
JENIFER, Justin	18-0	9.0	.432	.381	.733	0.7	1.5	10	0	3.2	18-0	9.0	.432	.381	.733	0.7	1.5	10	0	3.2
MOORE, Quadri	17-0	8.4	.357	.250	.706	1.6	0.1	7	1	2.6	43-0	8.3	.367	.273	.719	1.3	0.2	14	5	2.3
TOBLER, Zack	4-0	2.3	.333	.000	.625	0.8	0.3	0	0	1.8	20-0	1.7	.167	.000	.462	0.3	0.1	0	0	0.5
SCORING	fg-fga	fg%	3fg-fga	3fg%	ft-fta	ft%	pts	pts/g	fg-fga	fg%	3fg-fga	3fg%	ft-fta	ft%	pts	pts/g				
CAUPAIN, Troy	78-208	.375	27-92	.293	47-60	.783	230	11.5	239-591	.404	77-226	.341	187-238	.786	742	8.4				
COBB, Farad	83-194	.428	52-115	.452	12-14	.857	230	11.5	182-453	.402	105-274	.383	50-62	.806	519	9.6				
ELLIS, Octavius	70-122	.574	0-0	.000	57-88	.648	197	9.9	194-346	.561	0-1	.000	153-227	.674	541	9.5				
CLARK, Gary	75-127	.591	5-9	.556	40-59	.678	195	9.8	185-337	.549	5-14	.357	85-131	.649	460	8.5				
THOMAS, Shaq	57-127	.449	9-29	.310	24-38	.632	147	7.4	274-612	.448	23-74	.311	127-209	.608	698	5.8				
EVANS, Jacob	44-123	.358	19-64	.297	32-34	.941	139	7.0	44-123	.358	19-64	.297	32-34	.941	139	7.0				
JOHNSON, Kevin	44-125	.352	26-86	.302	14-20	.700	128	6.4	159-423	.376	84-257	.327	69-94	.734	471	5.4				
DeBERRY, Coreontae	40-78	.513	0-0	.000	30-49	.612	110	5.5	94-177	.531	0-0	.000	65-106	.613	253	4.7				
JENIFER, Justin	19-44	.432	8-21	.381	11-15	.733	57	3.2	19-44	.432	8-21	.381	11-15	.733	57	3.2				
MOORE, Quadri	15-42	.357	2-8	.250	12-17	.706	44	2.6	36-98	.367	6-22	.273	23-32	.719	101	2.3				
TOBLER, Zack	1-3	.333	0-0	.000	5-8	.625	7	1.8	2-12	.167	0-4	.000	6-13	.462	10	0.5				
TOTALS	o-reb	d-reb	t-reb	pf	fo	ast	to	a/to	o-reb	d-reb	t-reb	pf	fo	ast	to	a/to				
CAUPAIN, Troy	6	57	63	27	0	88	35	2.5	36	228	264	126	1	285	149	1.9				
COBB, Farad	8	26	34	13	0	35	20	1.8	26	93	119	49	0	84	57	1.5				
ELLIS, Octavius	54	85	139	56	2	19	39	0.5	148	241	389	147	5	64	118	0.5				
CLARK, Gary	76	95	171	55	0	43	26	1.7	170	247	417	109	0	100	64	1.6				
THOMAS, Shaq	33	56	89	36	0	32	28	1.1	139	220	359	166	1	99	132	0.8				
EVANS, Jacob	22	59	81	29	1	35	14	2.5	22	59	81	29	1	35	14	2.5				
JOHNSON, Kevin	16	21	37	35	0	31	25	1.2	36	80	116	145	0	97	96	1.0				
DeBERRY, Coreontae	22	52	74	37	1	4	12	0.3	47	99	146	89	1	7	36	0.2				
JENIFER, Justin	0	12	12	14	0	27	14	1.9	0	12	12	14	0	27	14	1.9				
MOORE, Quadri	11	16	27	13	0	2	15	0.1	17	38	55	39	1	8	34	0.2				
TOBLER, Zack	3	0	3	1	0	1	1	1.0	4	2	6	4	0	1	2	0.5				





**2015-16 Cincinnati Basketball**  
**Cincinnati Team High/Low Analysis (as of Jan 22, 2016)**  
**All games**



**Cincinnati - TEAM GAME HIGHS**

POINTS	106	ROBERT MORRIS (11/15/15)
	99	ARKANSAS-PINE BLUFF (11/22/15)
	97	WESTERN CAROLINA (11/13/15)
	87	MORGAN STATE (12/6/15)
	83	at Bowling Green (11/18/15)
FIELD GOALS MADE	38	ROBERT MORRIS (11/15/15)
	36	WESTERN CAROLINA (11/13/15)
FIELD GOAL ATTEMPTS	73	MORGAN STATE (12/6/15)
	71	ROBERT MORRIS (11/15/15)
FIELD GOAL PERCENTAGE	.610 (36-59)	WESTERN CAROLINA (11/13/15)
	.535 (38-71)	ROBERT MORRIS (11/15/15)
3 PT FIELD GOALS MADE	13	at Bowling Green (11/18/15)
	12	TULSA (1/2/16)
3 PT FG ATTEMPTS	30	at Bowling Green (11/18/15)
	29	MORGAN STATE (12/6/15)
3 PT FG PERCENTAGE	.522 (12-23)	TULSA (1/2/16)
	.476 (10-21)	NORFOLK STATE (12/15/15)
FREE THROWS MADE	41	ARKANSAS-PINE BLUFF (11/22/15)
	30	at VCU (12/19/15)
FREE THROW ATTEMPTS	59	ARKANSAS-PINE BLUFF (11/22/15)
	35	at VCU (12/19/15)
FREE THROW PERCENTAGE	.917 (11-12)	TEMPLE (12/29/15)
	.857 (30-35)	at VCU (12/19/15)
REBOUNDS	56	at Temple (01/16/16)
	49	MORGAN STATE (12/6/15)
	49	at Bowling Green (11/18/15)
ASSISTS	32	ROBERT MORRIS (11/15/15)
	25	MORGAN STATE (12/6/15)
STEALS	19	ARKANSAS-PINE BLUFF (11/22/15)
	18	ROBERT MORRIS (11/15/15)
BLOCKED SHOTS	10	BUTLER (12/2/15)
	8	MEMPHIS (01/21/16)
	8	NORFOLK STATE (12/15/15)
	8	at Bowling Green (11/18/15)
	8	ROBERT MORRIS (11/15/15)
TURNOVERS	17	WESTERN CAROLINA (11/13/15)
	16	at Temple (01/16/16)
	16	at Xavier (12/12/15)
FOULS	24	TULSA (1/2/16)
	22	at VCU (12/19/15)





**2015-16 Cincinnati Basketball**  
**Cincinnati High/Low Analysis (as of Jan 22, 2016)**  
**All games**



**Opponent - GAME HIGHS**

POINTS	81	IOWA STATE (12/22/15)
	78	BUTLER (12/2/15)
	77	TEMPLE (12/29/15)
	72	MEMPHIS (01/21/16)
	72	WESTERN CAROLINA (11/13/15)
FIELD GOALS MADE	29	IOWA STATE (12/22/15)
	27	at Xavier (12/12/15)
	27	BUTLER (12/2/15)
FIELD GOAL ATTEMPTS	76	at Temple (01/16/16)
	70	WESTERN CAROLINA (11/13/15)
FIELD GOAL PERCENTAGE	.512 (22-43)	at SMU (01/07/16)
	.511 (23-45)	at USF (1/10/16)
3 PT FIELD GOALS MADE	11	vs George Washington (11/28/15)
	10	MEMPHIS (01/21/16)
	10	HOUSTON (1/13/16)
	10	TEMPLE (12/29/15)
3 PT FG ATTEMPTS	32	WESTERN CAROLINA (11/13/15)
	30	IOWA STATE (12/22/15)
3 PT FG PERCENTAGE	.500 (11-22)	vs George Washington (11/28/15)
	.471 (8-17)	MORGAN STATE (12/6/15)
FREE THROWS MADE	17	TULSA (1/2/16)
	17	BUTLER (12/2/15)
FREE THROW ATTEMPTS	25	TULSA (1/2/16)
	25	at VCU (12/19/15)
FREE THROW PERCENTAGE	.909 (10-11)	vs Nebraska (11/27/15)
	.833 (10-12)	NORFOLK STATE (12/15/15)
REBOUNDS	47	at Temple (01/16/16)
	42	ARKANSAS-PINE BLUFF (11/22/15)
ASSISTS	17	MEMPHIS (01/21/16)
	16	IOWA STATE (12/22/15)
STEALS	9	vs Nebraska (11/27/15)
	8	at Xavier (12/12/15)
	8	WESTERN CAROLINA (11/13/15)
BLOCKED SHOTS	11	at SMU (01/07/16)
	4	at Temple (01/16/16)
	4	at USF (1/10/16)
	4	TEMPLE (12/29/15)
	4	vs Nebraska (11/27/15)
	4	SE LOUISIANA (11/24/15)
	4	ARKANSAS-PINE BLUFF (11/22/15)
	4	WESTERN CAROLINA (11/13/15)
TURNOVERS	30	ARKANSAS-PINE BLUFF (11/22/15)
	29	ROBERT MORRIS (11/15/15)
FOULS	37	ARKANSAS-PINE BLUFF (11/22/15)
	24	at VCU (12/19/15)





**2015-16 Cincinnati Basketball**  
**Cincinnati High/Low Analysis (as of Jan 22, 2016)**  
**All games**



**Cincinnati - GAME LOWS**

POINTS	54	at USF (1/10/16)
	55	at Xavier (12/12/15)
	57	at SMU (01/07/16)
	61	vs George Washington (11/28/15)
	64	SE LOUISIANA (11/24/15)
FIELD GOALS MADE	17	at VCU (12/19/15)
	17	at USF (1/10/16)
FIELD GOAL ATTEMPTS	47	at VCU (12/19/15)
	50	BUTLER (12/2/15)
FIELD GOAL PERCENTAGE	.309 (17-55)	at USF (1/10/16)
	.362 (17-47)	at VCU (12/19/15)
3 PT FIELD GOALS MADE	1	at Temple (01/16/16)
	4	MEMPHIS (01/21/16)
3 PT FG ATTEMPTS	14	WESTERN CAROLINA (11/13/15)
	15	at VCU (12/19/15)
	15	MEMPHIS (01/21/16)
3 PT FG PERCENTAGE	.056 (1-18)	at Temple (01/16/16)
	.207 (6-29)	MORGAN STATE (12/6/15)
FREE THROWS MADE	3	at SMU (01/07/16)
	6	at Xavier (12/12/15)
FREE THROW ATTEMPTS	4	at SMU (01/07/16)
	11	at Xavier (12/12/15)
FREE THROW PERCENTAGE	.500 (8-16)	at Bowling Green (11/18/15)
	.545 (6-11)	at Xavier (12/12/15)
REBOUNDS	29	MEMPHIS (01/21/16)
	30	TEMPLE (12/29/15)
ASSISTS	7	at VCU (12/19/15)
	8	vs George Washington (11/28/15)
STEALS	2	BUTLER (12/2/15)
	2	TEMPLE (12/29/15)
BLOCKED SHOTS	2	TEMPLE (12/29/15)
	3	SE LOUISIANA (11/24/15)
	3	vs Nebraska (11/27/15)
	3	at USF (1/10/16)
TURNOVERS	7	HOUSTON (1/13/16)
	8	TEMPLE (12/29/15)
FOULS	12	IOWA STATE (12/22/15)
	13	vs Nebraska (11/27/15)
	13	vs George Washington (11/28/15)
	13	NORFOLK STATE (12/15/15)





**2015-16 Cincinnati Basketball**  
**Cincinnati High/Low Analysis (as of Jan 22, 2016)**  
**All games**



**Opponent - GAME LOWS**

POINTS	44	ROBERT MORRIS (11/15/15)
	49	SE LOUISIANA (11/24/15)
	50	at Bowling Green (11/18/15)
	50	ARKANSAS-PINE BLUFF (11/22/15)
	51	at USF (1/10/16)
FIELD GOALS MADE	13	ROBERT MORRIS (11/15/15)
	17	at Bowling Green (11/18/15)
FIELD GOAL ATTEMPTS	43	at SMU (01/07/16)
	45	at USF (1/10/16)
FIELD GOAL PERCENTAGE	.277 (13-47)	ROBERT MORRIS (11/15/15)
	.293 (17-58)	at Bowling Green (11/18/15)
3 PT FIELD GOALS MADE	2	at USF (1/10/16)
	4	TULSA (1/2/16)
3 PT FG ATTEMPTS	9	at USF (1/10/16)
	15	at Xavier (12/12/15)
	15	at SMU (01/07/16)
3 PT FG PERCENTAGE	.190 (4-21)	TULSA (1/2/16)
	.222 (2-9)	at USF (1/10/16)
FREE THROWS MADE	3	vs George Washington (11/28/15)
	3	at USF (1/10/16)
FREE THROW ATTEMPTS	4	vs George Washington (11/28/15)
	5	SE LOUISIANA (11/24/15)
FREE THROW PERCENTAGE	.375 (3-8)	at USF (1/10/16)
	.417 (5-12)	at Xavier (12/12/15)
REBOUNDS	24	ROBERT MORRIS (11/15/15)
	27	WESTERN CAROLINA (11/13/15)
ASSISTS	6	SE LOUISIANA (11/24/15)
	6	at USF (1/10/16)
STEALS	2	at SMU (01/07/16)
	2	HOUSTON (1/13/16)
BLOCKED SHOTS	0	vs George Washington (11/28/15)
	1	ROBERT MORRIS (11/15/15)
	1	IOWA STATE (12/22/15)
TURNOVERS	6	BUTLER (12/2/15)
	7	IOWA STATE (12/22/15)
FOULS	9	at SMU (01/07/16)
	11	TEMPLE (12/29/15)





**2015-16 Cincinnati Basketball**  
**Cincinnati Player High/Low Analysis (as of Jan 22, 2016)**  
**All games**



**Cincinnati - INDIVIDUAL GAME HIGHS**

Points	25	CAUPAIN, Troy vs Memphis (01/21/16)
	21	COBB, Farad vs Tulsa (1/2/16)
	21	CLARK, Gary vs Western Carolina (11/13/15)
	20	COBB, Farad vs Norfolk State (12/15/15)
	20	COBB, Farad vs Arkansas-Pine Bluff (11/22/15)
	20	COBB, Farad at Bowling Green (11/18/15)
Field Goals Made	9	CAUPAIN, Troy vs Memphis (01/21/16)
	9	CLARK, Gary vs Norfolk State (12/15/15)
	9	CLARK, Gary vs Western Carolina (11/13/15)
Field Goal Att.	16	CAUPAIN, Troy vs Memphis (01/21/16)
	16	CAUPAIN, Troy vs Temple (12/29/15)
FG Pct (min 5 made)	.900 (9-10)	CLARK, Gary vs Western Carolina (11/13/15)
	.857 (6-7)	ELLIS, Octavius vs Morgan State (12/6/15)
3-Point FG Made	6	COBB, Farad at SMU (01/07/16)
	6	COBB, Farad at Bowling Green (11/18/15)
3-Point FG Att.	11	COBB, Farad at SMU (01/07/16)
	11	COBB, Farad at Bowling Green (11/18/15)
3-Pt FG Pct (min 2 made)	1.000 (3-3)	COBB, Farad vs Western Carolina (11/13/15)
	1.000 (2-2)	THOMAS, Shaq vs Nebraska (11/27/15)
Free Throws Made	8	ELLIS, Octavius vs Butler (12/2/15)
	8	ELLIS, Octavius vs Arkansas-Pine Bluff (11/22/15)
Free Throw Att.	14	ELLIS, Octavius vs Arkansas-Pine Bluff (11/22/15)
	10	ELLIS, Octavius vs Butler (12/2/15)
FT Pct (min 3 made)	1.000 (6-6)	CAUPAIN, Troy vs Memphis (01/21/16)
	1.000 (6-6)	ELLIS, Octavius at Temple (01/16/16)
	1.000 (6-6)	EVANS, Jacob vs Norfolk State (12/15/15)
	1.000 (6-6)	JENIFER, Justin vs Robert Morris (11/15/15)
	1.000 (4-4)	CAUPAIN, Troy vs Temple (12/29/15)
	1.000 (4-4)	EVANS, Jacob vs Iowa State (12/22/15)
	1.000 (4-4)	JOHNSON, Kevin at VCU (12/19/15)
	1.000 (4-4)	COBB, Farad at VCU (12/19/15)
	1.000 (4-4)	EVANS, Jacob at VCU (12/19/15)
	1.000 (4-4)	CAUPAIN, Troy at VCU (12/19/15)
	1.000 (4-4)	CAUPAIN, Troy vs George Washington (11/28/15)
	1.000 (4-4)	EVANS, Jacob vs SE Louisiana (11/24/15)
	1.000 (3-3)	JOHNSON, Kevin vs Arkansas-Pine Bluff (11/22/15)
	1.000 (3-3)	THOMAS, Shaq vs Arkansas-Pine Bluff (11/22/15)
	1.000 (3-3)	CLARK, Gary vs Western Carolina (11/13/15)
Rebounds	14	CLARK, Gary at Temple (01/16/16)
	14	CLARK, Gary vs Tulsa (1/2/16)
	14	CLARK, Gary vs Morgan State (12/6/15)
Assists	9	CAUPAIN, Troy vs Robert Morris (11/15/15)
	9	JENIFER, Justin vs Robert Morris (11/15/15)
Steals	5	CLARK, Gary at SMU (01/07/16)
	5	THOMAS, Shaq vs Robert Morris (11/15/15)
Blocked Shots	4	CLARK, Gary vs Memphis (01/21/16)
	4	DeBERRY, Coreontae vs Butler (12/2/15)
Turnovers	5	ELLIS, Octavius at Xavier (12/12/15)
	4	ELLIS, Octavius vs Butler (12/2/15)
Fouls	5	ELLIS, Octavius at Temple (01/16/16)
	5	EVANS, Jacob vs Houston (1/13/16)
	5	ELLIS, Octavius at VCU (12/19/15)
	5	DeBERRY, Coreontae at VCU (12/19/15)





**2015-16 Cincinnati Basketball**  
**Cincinnati Opponent High/Low Analysis (as of Jan 22, 2016)**  
**All games**



**OPPONENT INDIVIDUAL GAME HIGHS**

Points	24	BURRELL, Trahson vs Memphis (01/21/16)
	24	Niang, Georges vs Iowa State (12/22/15)
	24	DUNHAM, Kellen vs Butler (12/2/15)
	23	Mike Brown vs Western Carolina (11/13/15)
	22	DECOSEY, Quenton at Temple (01/16/16)
	22	Billbury, Korey at VCU (12/19/15)
Field Goals Made	10	Niang, Georges vs Iowa State (12/22/15)
	9	DECOSEY, Quenton at Temple (01/16/16)
Field Goal Att.	22	Mike Brown vs Western Carolina (11/13/15)
	20	DECOSEY, Quenton at Temple (01/16/16)
FG Pct (min 5 made)	1.000 (5-5)	MOORE, Ben at SMU (01/07/16)
	.833 (5-6)	Burton, Deonte vs Iowa State (12/22/15)
3-Point FG Made	5	WOODSON, Avery vs Memphis (01/21/16)
	5	COLEMAN, Devin at Temple (01/16/16)
	5	BARNES, LeRon vs Houston (1/13/16)
	5	THOMAS, Kyle vs Morgan State (12/6/15)
	5	Elijah Pughsley vs Western Carolina (11/13/15)
3-Point FG Att.	11	Filmore, Joshua vs SE Louisiana (11/24/15)
	11	Mike Brown vs Western Carolina (11/13/15)
3-Pt FG Pct (min 2 made)	1.000 (2-2)	ALSTON, JR., Levan S vs Temple (12/29/15)
	.833 (5-6)	BARNES, LeRon vs Houston (1/13/16)
Free Throws Made	10	DECOSEY, Quenton vs Temple (12/29/15)
	8	HARRISON, Shaquille vs Tulsa (1/2/16)
Free Throw Att.	11	DECOSEY, Quenton vs Temple (12/29/15)
	10	MOORE, Ben at SMU (01/07/16)
FT Pct (min 3 made)	1.000 (7-7)	PRYOR, Rodney vs Robert Morris (11/15/15)
	1.000 (6-6)	DUNHAM, Kellen vs Butler (12/2/15)
	1.000 (5-5)	Webster, Tai vs Nebraska (11/27/15)
	1.000 (4-4)	LAWSON, Dedric vs Memphis (01/21/16)
	1.000 (4-4)	BURRELL, Trahson vs Memphis (01/21/16)
	1.000 (4-4)	Nader, Abdel vs Iowa State (12/22/15)
	1.000 (4-4)	Mike Brown vs Western Carolina (11/13/15)
	1.000 (3-3)	PARKER, Spencer at Bowling Green (11/18/15)
Rebounds	12	BOND, Jaylen at Temple (01/16/16)
	11	BURRELL, Trahson vs Memphis (01/21/16)
	11	DOTSON, Damyeon vs Houston (1/13/16)
	11	HANDLEY, Thaddeus vs Arkansas-Pine Bluff (11/22/15)
Assists	9	TARRANT JR., Ricky vs Memphis (01/21/16)
	7	Morris, Monte vs Iowa State (12/22/15)
Steals	4	Morris, Monte vs Iowa State (12/22/15)
	4	WIDEMAN, Tyler vs Butler (12/2/15)
Blocked Shots	5	MOORE, Ben at SMU (01/07/16)
	3	TOLBERT, Jordan at SMU (01/07/16)
	3	WIDEMAN, Tyler vs Butler (12/2/15)
Turnovers	7	JACKSON, Charles vs Arkansas-Pine Bluff (11/22/15)
	6	Jackson, Zay vs SE Louisiana (11/24/15)
Fouls	5	WRIGHT, D'Andre vs Tulsa (1/2/16)
	5	Gilmore, Michael at VCU (12/19/15)
	5	WIDEMAN, Tyler vs Butler (12/2/15)
	5	CHLABASCZ, Andrew vs Butler (12/2/15)
	5	Shields, Shavon vs Nebraska (11/27/15)
	5	JACKSON, Charles vs Arkansas-Pine Bluff (11/22/15)
	5	CUNNINGHAM, Marquis vs Arkansas-Pine Bluff (11/22/15)





Official Basketball Box Score -- Game Totals -- Final Statistics

**Tulane vs Cincinnati**

02/14/15 2:00 p.m. at Cincinnati, Ohio (Fifth Third Arena)



**Tulane 50 • 14-10, 5-7 AAC**

##	Player		Total	3-Ptr	Rebounds			PF	TP	A	TO	Blk	Stl	Min
			FG-FGA	FG-FGA	FT-FTA	Off	Def	Tot						
34	DRYE, Tre	f	1-1	0-0	2-2	1	2	3	4	4	1	3	0	22
15	SMITH, Ryan	c	0-0	0-0	0-0	1	0	1	1	0	0	1	0	9
00	DABNEY, Louis	g	1-9	1-5	0-0	0	3	3	2	3	1	0	0	35
02	STARK, Jonathan	g	4-14	1-3	0-0	1	5	6	2	9	4	5	0	30
24	HOOK, Jay	g	6-12	4-9	2-2	0	8	8	1	18	2	0	0	29
01	PINCKNEY, Keith		1-1	0-0	0-0	0	0	0	0	2	0	1	0	3
03	MACK, Kajon		0-1	0-1	0-0	0	1	1	0	0	0	2	0	6
11	HEARLIHY, Josh		0-3	0-3	0-0	0	1	1	1	0	2	1	0	18
21	OSETKOWSKI, Dylan		2-3	0-0	3-4	3	2	5	4	7	0	0	0	23
25	HENSON, Payton		3-8	0-1	1-4	3	3	6	2	7	0	2	0	25
Team						5	0	5			1			
Totals			18-52	6-22	8-12	14	25	39	17	50	10	16	0	200

FG % 1st Half: 7-23 30.4% 2nd half: 11-29 37.9% Game: 18-52 34.6%  
 3FG % 1st Half: 2-10 20.0% 2nd half: 4-12 33.3% Game: 6-22 27.3%  
 FT % 1st Half: 3-6 50.0% 2nd half: 5-6 83.3% Game: 8-12 66.7%

Deadball  
Rebounds  
2,1

**Cincinnati 49 • 17-8, 8-5 AAC**

##	Player		Total	3-Ptr	Rebounds			PF	TP	A	TO	Blk	Stl	Min
			FG-FGA	FG-FGA	FT-FTA	Off	Def	Tot						
02	ELLIS, Octavius	f	7-12	0-0	1-2	2	4	6	1	15	0	2	3	33
11	CLARK, Gary	f	4-6	0-0	0-0	1	2	3	3	8	0	2	1	20
15	SANDERS, Jermaine	f	0-4	0-4	1-3	1	1	2	0	1	1	0	0	29
10	CAUPAIN, Troy	g	2-4	0-0	1-2	0	0	0	1	5	2	3	1	30
25	JOHNSON, Kevin	g	1-4	0-2	0-0	0	2	2	1	2	3	2	0	27
01	MORMAN, Deshaun		4-6	0-0	0-4	1	0	1	2	8	0	0	0	15
03	THOMAS, Shaq		0-2	0-1	0-0	0	2	2	3	0	0	1	0	11
21	COBB, Farad		3-10	0-4	0-0	1	6	7	0	6	3	0	0	26
22	DeBERRY, Coreontae		1-2	0-0	2-2	0	2	2	4	4	0	0	1	9
Team						0	2	2						
Totals			22-50	0-11	5-13	6	21	27	15	49	9	10	6	200

FG % 1st Half: 6-24 25.0% 2nd half: 16-26 61.5% Game: 22-50 44.0%  
 3FG % 1st Half: 0-6 0.0% 2nd half: 0-5 0.0% Game: 0-11 0.0%  
 FT % 1st Half: 1-2 50.0% 2nd half: 4-11 36.4% Game: 5-13 38.5%

Deadball  
Rebounds  
4,1

Officials: Mike Stuart, Jose Carrion, John St. Clair

Technical fouls: Tulane-None. Cincinnati-None.

Attendance: 12041

Score by periods	1st	2nd	Total
Tulane	19	31	50
Cincinnati	13	36	49

Points	In Paint	Off T/O	2nd Chance	Fast Break	Bench
TLN	20	8	13	8	16
CIN	42	15	9	10	18

Last FG - TLN 2nd-00:00, CIN 2nd-00:04.  
 Largest lead - TLN by 8 2nd-19:13, CIN by 6 2nd-09:01.

Score tied - 6 times.  
 Lead changed - 7 times.





Official Basketball Box Score -- Game Totals -- Final Statistics

**Cincinnati vs Tulane**

02/28/15 1 p.m. at New Orleans, La. (Devlin Fieldhouse)



**Cincinnati 63 • 20-9, 11-5**

##	Player		Total	3-Ptr	FT-FTA	Rebounds			PF	TP	A	TO	Blk	Stl	Min
			FG-FGA	FG-FGA		Off	Def	Tot							
02	ELLIS, Octavius	f	7-11	0-0	0-0	3	7	10	4	14	2	1	0	0	27
03	THOMAS, Shaq	f	4-6	1-2	2-3	0	0	0	2	11	1	1	1	0	28
11	CLARK, Gary	f	3-7	0-0	2-3	5	4	9	0	8	5	1	2	0	28
10	CAUPAIN, Troy	g	1-3	1-2	0-0	0	5	5	0	3	4	1	0	1	32
21	COBB, Farad	g	2-7	1-3	0-0	1	0	1	1	5	1	1	1	1	27
00	MOORE, Quadri		0-2	0-0	0-1	0	0	0	3	0	1	0	0	0	4
15	SANDERS, Jermaine		0-4	0-2	1-2	2	2	4	1	1	1	1	0	0	19
22	DeBERRY, Coreontae		3-4	0-0	0-3	1	4	5	3	6	1	4	0	0	13
25	JOHNSON, Kevin		5-8	4-6	1-2	1	1	2	4	15	2	0	0	1	21
45	TOBLER, Zack		0-1	0-0	0-0	0	0	0	0	0	0	0	0	0	1
Team						2	2	4							
Totals			25-53	7-15	6-14	15	25	40	18	63	18	10	4	3	200

FG % 1st Half: 12-27 44.4% 2nd half: 13-26 50.0% Game: 25-53 47.2%  
 3FG % 1st Half: 4-9 44.4% 2nd half: 3-6 50.0% Game: 7-15 46.7%  
 FT % 1st Half: 2-3 66.7% 2nd half: 4-11 36.4% Game: 6-14 42.9%

Deadball  
Rebounds  
3

**Tulane 47 • 14-14, 5-11**

##	Player		Total	3-Ptr	FT-FTA	Rebounds			PF	TP	A	TO	Blk	Stl	Min
			FG-FGA	FG-FGA		Off	Def	Tot							
34	DRYE, Tre	f	0-3	0-0	2-6	1	0	1	2	2	0	1	1	1	26
21	OSETKOWSKI, Dylan	c	1-6	0-0	0-0	2	1	3	5	2	2	1	0	0	21
00	DABNEY, Louis	g	7-14	2-7	2-3	0	3	3	2	18	0	1	0	1	38
02	STARK, Jonathan	g	2-8	0-1	2-2	0	3	3	1	6	7	0	0	0	34
24	HOOK, Jay	g	4-8	2-4	2-2	1	7	8	1	12	0	1	0	0	33
01	PINCKNEY, Keith		0-2	0-1	0-0	0	2	2	0	0	1	1	0	0	7
03	MACK, Kajon		0-1	0-1	0-0	0	1	1	0	0	0	0	0	0	7
11	HEARLIHY, Josh		0-2	0-2	1-2	2	0	2	1	1	0	1	1	0	14
15	SMITH, Ryan		1-1	0-0	0-2	0	0	0	1	2	0	0	0	0	6
23	LIBERMAN, Aaron		0-0	0-0	0-0	0	0	0	1	0	0	0	0	0	2
25	HENSON, Payton		1-1	1-1	1-2	0	0	0	1	4	0	1	1	0	12
Team						2	1	3				1			
Totals			16-46	5-17	10-19	8	18	26	15	47	10	8	3	2	200

FG % 1st Half: 7-21 33.3% 2nd half: 9-25 36.0% Game: 16-46 34.8%  
 3FG % 1st Half: 2-6 33.3% 2nd half: 3-11 27.3% Game: 5-17 29.4%  
 FT % 1st Half: 0-2 0.0% 2nd half: 10-17 58.8% Game: 10-19 52.6%

Deadball  
Rebounds  
6

Officials: Rick Crawford, Kevin Mathis, Bill Jacobson

Technical fouls: Cincinnati-None. Tulane-None.

Attendance: 2430

Bench warning on Tulane, 16:52 1st half.

Score by periods	1st	2nd	Total
Cincinnati	30	33	63
Tulane	16	31	47

	In Paint	Off T/O	2nd Chance	Fast Break	Bench
CIN	34	14	12	4	22
TLN	18	8	4	5	7

Last FG - CIN 2nd-01:30, TLN 2nd-01:13.  
 Largest lead - CIN by 23 2nd-04:19, TLN None.

Score tied - 0 times.  
 Lead changed - 0 times.