



UC ATHLETICS COMMUNICATIONS 2751 O'VARSIY WAY SUITE 860 CINCINNATI, OHIO 45221-0021 // GOBEARCATS.COM

GAME  
8

ECU

• NOVEMBER 2, 2019  
• 7 P.M. ET

CINCINNATI



PIRATES

• Dowdy-Ficklen Stadium  
• Greenville, North Carolina• CBS Sports Network  
• 700 WLW AM

## 2019 SCHEDULE / RESULTS

DATE	OPPONENT (TV)	TIME (ET)/RES
Aug. 29	UCLA (ESPN)	W, 24-14
Sept. 7	@ 5 Ohio State (ABC)	L, 42-0
Sept. 14	MIAMI (OH) (ESPNU)	W, 35-13
Sept. 28	@ Marshall (CBS SN on FB Watch)	W, 52-14
Oct. 4	18/19 UCF * (ESPN)	W, 27-24
Oct. 12	@ Houston * (ESPN2)	W, 38-23
Oct. 19	TULSA * (ESPNU)	W, 24-13
Nov. 2	@ ECU * (CBS SN)	7 p.m.
Nov. 9	UCONN * (CBS SN)	3:30 p.m.
Nov. 16	@ USF *	
Nov. 23	TEMPLE *	
Nov. 29	@ Memphis * (ABC/ESPN)	

All times ET. Home games in **BOLD CAPS**, played at Nippert Stadium. \* - American Athletic Conference game.

## TV: CBS SN

• Play-by-Play .....Rich Waltz  
 • Analyst.....Aaron Murray  
 • Sideline Reporter.....Amanda Balionis  
 • Online: n/a

## RADIO: BEARCATS SPORTS NETWORK

• Play-by-Play ..... Dan Hoard  
 • Analyst..... Jim Kelly Jr.  
 • Sideline Reporter..... Tony Pike  
 • Host/Engineer ..... Mo Egger  
 • Local: 700 WLW AM  
 • Satellite: Sirius 108 / XM 207 / Internet 967  
 • Online: Tunein.com  
 • Mobile App: TuneIn

## LIVE STATS: GoBEARCATS.com

## TWITTER: #BEARCATS

• Official Accounts .....@GoBearcats | @GoBearcatsFB

## ATHLETICS COMMUNICATIONS

RYAN KOSLEN..... Assoc. AD / Football Contact  
 Phone (O/C): ..... 513-556-5186 / 513-497-3132  
 Email:..... Ryan.Koslen@uc.edu  
 Twitter .....@Koz\_UC

Web:..... GoBEARCATS.com  
 Nippert Stadium Press Box:.....513-556-1010

## MOBILE APP: CINCINNATI BEARCATS

The Cincinnati Bearcats app for iPhone, iPad and Android devices offers fans a wide variety of information on the Bearcats — home and away. The free app is available in the App Store and Google Play.

## 17/18 CINCINNATI BEARCATS (6-1, 3-0 AAC)

Head Coach Luke Fickell

Record at Cincinnati 21-11 (Third Year)

Overall Record 27-18 (Fourth Year)

## ECU PIRATES (3-5, 0-4 AAC)

Head Coach Mike Houston

Record at School 3-5 (First Year)

Overall Record 83-30 (Ninth Year)

## NOW IT'S TIME FOR THE BREAKDOWN

The No. 17/18 University of Cincinnati football team is back in action this weekend, traveling to Greenville, North Carolina to take on ECU Saturday at 7 p.m. ET. UC (6-1, 3-0 AAC) is coming off a bye week after five-straight wins while ECU (3-5, 0-4 AAC) has dropped three-straight league games to AAC East Division foes Temple, UCF and USF. The game will be televised by CBS Sports Network and air on 700 WLW AM.

## THE SERIES

The Bearcats and Pirates match up for the 23rd time on Saturday. The series started in 1986 and continued annually until 2004. Following a 10-year hiatus, the squads have faced off every years since 2014. UC trails 13-9 in the all-time series, but has won seven of the past eight matchups, including three of four in Greenville.

## THE COACHES

LUKE FICKELL, the 2018 American Athletic Conference Coach of the Year, is in his third season at Cincinnati. The 42nd head coach in program history, Fickell took the reins in December 2016 after 15 years at his alma mater, Ohio State. A veteran of nearly 20 years in the FBS ranks, Fickell was a part of nine Big Ten Conference titles (seven as a coach, two as a player) and two national championship squads with 16 postseason games and 13 NFL Draft selections under his belt.

MIKE HOUSTON is 3-3 in his first season at ECU with a nine-year career mark of 83-28. Houston was 37-6 as the head coach at James Madison, leading the Dukes to three NCAA FCS postseason appearances, including a National Championship in 2016 and a runner-up finish in 2017. He was also the head coach at both Lenoir-Rhyne and The Citadel.

## STREAKS, STORYLINES, SIDEBARS ...

- The Bearcats play their 132nd football season in 2019. UC's program dates to 1885 and is one of the 10 oldest in the NCAA FBS. UC has won a league title five times in the last 12 years and has played 10 bowl games in the past 13 years.
- UC has won four-straight American Athletic Conference FB Team Academic Excellence Awards in 2015, 2016, 2017 & 2018.
- Cincinnati was the only school in the country in 2018-19 to tally 11 football wins, including a bowl win, and earn 24 or more wins in baseball, men's and women's basketball and volleyball.
- UC, picked second in the AAC preseason media poll, had 11 wins a year ago, marking only the third time in program history the feat has been achieved (2008, 2009). The Bearcats returned more than 85% of the roster, over 5,000 yards of total offense, 10 of the Top-15 tacklers and 14 starters from the 2018 squad.
- The 2019 roster features players from 14 states and six countries with 72 hailing from Ohio and 26 from the Cincinnati area. Forty-five percent of the roster (53/117 players) is made up by freshmen and redshirt freshmen.
- UC will not play consecutive home or road games this season, the first time in the modern era it has occurred.
- UC is 17-3 since the start of the 2018 campaign and are ranked No. 17 in the AP poll and No. 18 in the Coaches poll.
- UC has won 11-straight games at Nippert Stadium, dating back to November 2017.
- UC is tied for second in the NCAA FBS with 19 turnovers gained (11 interceptions, 8 fumble recoveries) and fifth in turnover margin per game (1.29). UC has 14 takeaways (5 FR, 9 INT) over the last three games.
- UC tied a season-high with five sacks vs. Tulsa, equaling its season-best mark, also recorded against Miami (OH).
- UC is playing an average of 20 players per game on defense, tallying 19 sacks and 46 tackles for a loss (32/83 in 2018).
- UC's top six ST tacklers (Dingle, Huber, Harris, Sheppard, Potts, Tucker) are redshirt sophomores or true freshmen.
- QB Desmond Ridder has 61% completion percentage, ranking No. 4 in the AAC in passing efficiency with a 148.4 rating.
- Ridder and RBs Gerrid Doaks and Michael Warren II have combined for 914 of UC's 1,214 yards on the ground this year.
- TE Josiah Deguara has a reception in 20-straight games and is UC's leading receiver with 21 receptions for 293 yds and four TDs. WR Alec Pierce has averaged 20.5 yards per catch on 20 receptions for 410 yards and two TDs.
- S Darrick Forrest has 61 tackles on the season, leading the defense. He has recorded nine or more tackles five times.
- S Ja'Von Hicks has accounted for seven takeaways (4 INT, 3 FR) after moving into the starting lineup in training camp.

# 2019 CINCINNATI FOOTBALL

## GET CONNECTED:



GoBearsats  
GoBearsatsFootball



GoBearsats  
GoBearsatsFB / Coach Fick



GoBearsats  
GoBearsatsFB



gobearsats.com  
bearsats\_fb

## ATHLETICS COMMUNICATIONS

The University of Cincinnati Athletics Communications Office is ready to assist you in every way possible to make the experience of covering UC Athletics productive and rewarding.

**Richard E. Lindner Center • Suite 860**  
**2751 O'Varsity Way • Cincinnati, OH 45221-0021**

SID Phone.....513-556-5191  
Press Box Phone.....513-556-1010  
Website.....GoBEARCATS.com

## COMMUNICATIONS

Ryan Koslen.....Associate AD/Football Contact  
513-497-3132.....Ryan.Koslen@uc.edu  
Andre Foushee.....Assistant AD  
513-556-5182.....Andre.Foushee@uc.edu  
Mollie Radzinski.....Assistant AD  
513-556-0667.....Mollie.Radzinski@uc.edu  
Alex Ryan.....Director  
513-556-5191.....Alex.Ryan@uc.edu  
Drew Weber.....Assistant Director  
513-556-5145.....Drew.Weber@uc.edu  
Megan Coffey.....Video Contact  
513-556-5004.....Megan.Coffey@uc.edu

## MEDIA CREDENTIALS

Requests for official working media credentials should be directed to the UC Sports Communications Office. All requests should be received no later than noon, four days prior to the game. Visit the football page at GoBEARCATS.com to request credentials online. Season credentials will be available for pickup prior to the first game. No credentials will be mailed after Tuesday preceding the game. Thereafter, credentials may be picked up on gameday at the media will call located by gate 6.

## SCOUTING PASSES

Professional scouts may obtain credentials through UC's Sports Communications Office. Scouts will be issued seating in the press box on a space-available basis.

## SIDELINE PASSES

The University of Cincinnati follows NCAA guidelines regarding media representatives on the sidelines. Photographers and videographers are permitted to shoot between the 25-yard lines and the goal lines on both sidelines and behind the restraining line in the end zone.

## PRESS BOX SERVICES

In an effort to become environmental friendly, UC will not print stats during the game with the exception of halftime boxes and postgame books. In-game stats can be found at Cincinnati.StatBroadcast.com. If you require printed stats, please alert a member of the UC athletics communications staff at the end of each quarter and we will bring to you.

Pregame food service is available beginning approximately two hours prior to kickoff, while beverages are available throughout the contest. This service is provided as a courtesy to working media. In addition, concession areas are available within the stadium confines. Wireless internet is available in the press box at Nippert Stadium.

## ON THE WEB

Information on the University of Cincinnati football team is available at [www.GoBEARCATS.com](http://www.GoBEARCATS.com). To receive the UC updates via email, please send a request to Ryan Koslen ([ryan.koslen@uc.edu](mailto:ryan.koslen@uc.edu)). Information on the American Athletic Conference and all member institutions is also available through the league's web site at [www.TheAmerican.org](http://www.TheAmerican.org).

## WEEKLY MEDIA LUNCHEON

UC holds a weekly media luncheon each Tuesday in the second floor Bob Goin Team Room of Richard E. Lindner Center. Lunch is served at 11:30 a.m., selected players are available for one-on-one interviews from 11:45-noon, and head coach Luke Fickell takes the podium at noon. Players will be made available at the discretion of the coaches.

## PRACTICES

During a typical Saturday game week, media may interview players and coaches immediately following practice on Tuesday. Practice is generally closed to the public. Anyone hoping to observe practice should contact UC Sports Communications in advance. Failure to do so may result in an individual's removal from the venue. During regular-season practices, unless otherwise noted, still and television photographers will be allowed to shoot stretching and the first 20 minutes (four periods).

## INTERNET POLICIES

Live updating of websites, blogs and social network feeds is not allowed during practices.

## POSTGAME INTERVIEWS

The UC locker room will remain closed following all football games. Media should request players through UC Sports Communications during the fourth quarter. Media will be allowed to enter the field (for home games) late in the fourth quarter but will not be allowed to conduct interviews with UC football players on the field (home or away). Only the originating television and radio networks will be allowed to conduct interviews on the field.

There will be a 10-15 minute cooling off period between the end of the game and start of the postgame interview sessions. Coach Fickell will address the media in the designated interview area following home games. Players will be brought into the interview area as soon as possible.

Postgame availability on the road will be determined on gameday. Please see football contact Ryan Koslen for details.

## AMERICAN ATHLETIC TELECONFERENCE

The American Athletic Conference will coordinate a weekly teleconference of the league's 12 head football coaches. Media members who wish to access the teleconference should contact Chuck Sullivan at the American Athletic Conference for the phone number. For those who are not able to participate during the live teleconference, an archive of Monday's call will be available on the American Athletic Conference website at [www.TheAmerican.org](http://www.TheAmerican.org), normally within an hour of the call's completion.

Coach Fickell will appear at noon ET each week.

## 2019 QUICK FACTS

### GENERAL INFORMATION

Location.....Cincinnati, OH 45221  
Founded.....1819  
Enrollment.....46,244  
Conference.....American Athletic  
Nickname.....Bearsats  
Colors.....Red (PMS 186) & Black  
Home Field.....Nippert Stadium  
Surface/Capacity.....UBU Speed Series M6-M/40,000  
President.....Neville G. Pinto, PhD  
Director of Athletics.....Mike Bohn  
Faculty Representative.....Brian Hatch, PhD

### HISTORY

First Year of Football.....1885  
All-Time Record.....623-591-50  
All-Time Bowl Record.....9-9  
Last Bowl.....2018 Military  
Last Bowl Opponent.....Virginia Tech (W, 35-31)

### 2019 TEAM INFORMATION

Basic Offense.....Multiple  
Basic Defense.....Multiple  
Letterwinners Returning/Lost.....53/16  
O | O | ST.....27/8 | 22/8 | 4/0  
Starters Returning/Lost.....17/8  
O | O | ST.....7/4 | 7/4 | 3/0

### 2018 INFORMATION

Overall Record.....11-2  
Home/Road/Neutral.....6-0/4-2/1-0  
American Record/Finish.....6-2/3rd AAC East  
Final Ranking.....24 [AP] | 23 [USA Today]

### COACHING STAFF

Head Coach.....Luke Fickell  
Alma Mater.....Ohio State '97  
Record at UC/Years.....21-11/2  
Career Record/Years.....27-18/3  
Football Office Phone.....(513) 556-4110  
Twitter.....@CoachFick  
Best time to reach coach.....Contact SID  
Defensive Coordinator/LB.....Marcus Freeman  
Offensive Coordinator/TE.....Mike Denbrock  
Special Teams Coordinator/Snipers.....Brian Mason  
Assistant Coaches.....Mike Brown (WR), Ron Crook (OL)  
.....Gino Guidugli (QB), Mike Mickens (CB),  
Doug Phillips (RB), Jon Tenuta (S), Chad Wilt (DL)  
Defensive GAs.....Pat Lambert, Max Bullough  
Offensive GAs.....Alex Huettel, Devon Spalding  
Senior Defensive Analyst.....Colin Hitschler  
Quality Control Assistants.....Josh Sinagoga (Off.)

**collegepressbox.com**  
SINCE 2005 EVERYTHING BUT THE PRE-GAME MEAL

CollegePressBox.com is the official media website for Division I football. Access and download weekly game notes, quotes, statistics, media guides, headshots, logos and more for each conference and its member schools.

Register for access at [collegepressbox.com/register](http://collegepressbox.com/register).

# 2019 CINCINNATI FOOTBALL

## OPPONENT INFORMATION



NOVEMBER 2, 2019  
GREENVILLE, N.C.

### SERIES BUSINESS

Series Record..... East Carolina leads 13-9  
At Cincinnati ..... Cincinnati leads 6-5  
At Greenville ..... East Carolina leads 8-3  
At Neutral Sites ..... —  
Most UC points ..... 56 (UC 54-6, 2018)  
Most ECU points ..... 56 (twice, 1987 & 1990)  
Combined points ..... 100 (UC 54-46, 2014)  
Biggest UC win ..... 50 (56-6, 2018)  
Biggest ECU win ..... 35 (49-14, 1988)  
Current streak ..... Cincinnati - 1

### GAME-BY-GAME BREAKDOWN (LAST 15 MEETINGS)

Year	Site	Score	Winner
1993	Cincinnati	34-14	UC
1994	Greenville	35-21	ECU
1995	Cincinnati	13-10	UC
1997	Greenville	14-7	ECU
1998	Cincinnati	24-21	ECU
1999	Greenville	48-34	ECU
2001	Cincinnati	28-26	ECU
2002	Greenville	42-26	UC
2003	Cincinnati	40-3	UC
2004	Greenville	24-19	UC
2014	Cincinnati	54-46	UC
2015	Greenville	19-16	UC
2016	Cincinnati	31-19	UC
2017	Greenville	48-20	ECU
2018	Cincinnati	56-6	UC

## ABOUT THE PIRATES

**Head Coach:** Mike Houston  
**Record (Season at School):** 3-5 (1st)  
**Conference:** American  
**2018 Record:** 3-9  
**2018 Bowl:** None  
**Series History:** ECU leads 13-9

### PLAYER TO WATCH

Senior defensive end Kendall Futrell has tallied 13.0 career sacks and 22.0 career tackles for a loss, leading the team in both categories (8.0 sacks/12.0 TFL) in 2019.

### 2019 SCHEDULE

8/31 ..... at NC State  
9/7 ..... Gardner-Webb  
9/14 ..... at Navy  
9/21 ..... William & Mary  
9/28 ..... at Old Dominion  
10/3 ..... Temple  
10/19 ..... at UCF  
10/26 ..... USF  
11/2 ..... Cincinnati  
11/9 ..... at SMU  
11/23 ..... at UConn  
11/30 ..... Tulsa

## LAST TIME THEY MET

**ECU**

NOVEMBER 23, 2018  
CINCINNATI, OHIO



	1	2	3	4		F
ECU	0	6	0	0	-	6
Cincinnati	21	21	7	7	-	56

### SCORING PLAYS

**1st 10:46 CIN Jackson 10 yd pass from Ridder (C. Smith kick)**  
8-75 4:14, ECU 0 - CIN 7  
**01:21 CIN Deguara 30 yd pass from Ridder (C. Smith kick)**  
5-56 1:54, ECU 0 - CIN 14  
**00:00 CIN Lewis 57 yd pass from Ridder (C. Smith kick)**  
2-62 0:33, ECU 0 - CIN 21  
**2nd 13:06 CIN McClelland 55 yd run (C. Smith kick)**  
1-55 0:10, ECU 0 - CIN 28  
**09:12 CIN Thomas 2 yd run (C. Smith kick)**  
5-34 1:54, ECU 0 - CIN 35  
**08:13 ECU Vines 71 yd pass from Ahlers (TEAM rush failed)**  
3-75 0:52, ECU 6 - CIN 35  
**03:53 CIN Lewis 28 yd pass from Ridder (C. Smith kick)**  
9-75 4:20, ECU 6 - CIN 42  
**3rd 07:05 CIN Lewis 7 yd pass from Moore (C. Smith kick)**  
12-98 5:04, ECU 6 - CIN 49  
**4th 13:32 CIN Bush 36 yd interception return (C. Smith kick)**  
ECU 6 - CIN 56

	ECU	CIN
FIRST DOWNS.....	12	25
RUSHES-YARDS (NET).....	33-83	38-247
PASSING YDS (NET).....	220	394
Passes Att-Comp-Int.....	28-10-3	40-25-0
TOTAL OFFENSE PLAYS-YARDS.....	61-303	78-641
Fumble Returns-Yards.....	0-0	1-8
Punt Returns-Yards.....	0-0	1-1
Kickoff Returns-Yards.....	2-40	0-0
Interception Returns-Yards.....	0-0	3-36
Punts (Number-Avg).....	5-42.0	2-56.0
Fumbles-Lost.....	2-2	1-1
Penalties-Yards.....	3-30	9-90
Possession Time.....	24:11	35:49
Third-Down Conversions.....	4 of 15	10 of 16
Fourth-Down Conversions.....	1 of 3	1 of 4
Red-Zone Scores-Chances.....	0-0	4-4
Sacks By: Number-Yards.....	0-0	3-31

**RUSHING:** ECU-CHRISTIAN, Trce 6-25; HOWE, Hussein 9-23; AHLERS, Holton 9-21; SCOTT, Anthony 7-20; TEAM 1-0; HERRING, Reid 1-minus 6. Cincinnati-MCCLELLAND, Charles 8-114; THOMAS, Tavion 26-106; MOORE, Hayden 2-20; RIDDER, Desmond 2-7.

**PASSING:** ECU-AHLERS, Holton 8-22-1-184; HERRING, Reid 2-6-2-36. Cincinnati-RIDDER, Desmond 20-29-0-335; MOORE, Hayden 5-11-0-59.

**RECEIVING:** ECU-BROWN, Trevon 3-45; HENLEY, Leroy 2-40; SMITH, Xavier 2-16; VINES, Mydreon 1-71; GREEN, Terrell 1-32; CHRISTIAN, Trce 1-16. Cincinnati-LEWIS, Kahlil 9-203; DEGUARA, Josiah 5-64; JACKSON, Jayshon 3-42; MCCLELLAND, Charles 2-30; GEDDIS, Thomas 2-20; TAYLOR, Leonard 1-20; MBODJ, Malick 1-17; ROGERS, Yanez 1-4; MOORE, Hayden 1-minus 6.

## SIX DEGREES OF SEPARATION

### CONNECTION

- ECU OL coach Steve Shankweiler held the same job at UC during the 2003 season.
- UC OL Chris Ferguson and ECU WR Deondre Farrier were teammates at Lake Nona HS in Orlando.
- UC WR Bray Ginyard (Fayetteville) is a NC native.
- ECU has two Ohio natives on its roster, both Cleveland-area products in LB Warren Saba (Benedictine) and OL John Spellacy (St. Ignatius).

### POLLING DATA

- UC is No. 17 in this week's Associated Press poll, its highest ranking since the 2009 season, when the Bearcats climbed as high as No. 4 (11/01/09).
- UC sits No. 18 in the USA Today Coaches poll, matching its ranking from a week ago and it's best mark since Oct. 14, 2012.
- UC is 6-1 and bowl eligible for the 11th time in the past 14 season.

### THE COMPANY WE KEEP

- UC has won 85-percent of its football since 2018, ranking among the Top-10 squads in the NCAA FBS.

### RECORD SINCE THE START OF THE 2018 SEASON

TEAM	W-L	WIN %
Clemson	23-0	100.0
Alabama	22-1	95.7
Ohio State	21-1	95.5
Oklahoma	19-3	86.4
Appalachian State	18-2	90.0
LSU	18-3	85.7
UCF	18-3	85.7
Notre Dame	17-3	85.0
Cincinnati	17-3	85.0

### UNDER PRESSURE

- Cincinnati is tied for second in the NCAA FBS with 19 turnovers gained (11 INT, 8 FR) and fifth in turnover margin per game (1.29).
- UC has converted 59 points off turnovers, an average of 8.4 points per game off takeaways.
- The Bearcats had 20 turnovers in 2018 (12 interceptions, 8 fumble recoveries)
- UC's +9 turnover margin is tied for sixth in the NCAA FBS with Illinois and trails Alabama, [+13], San Jose State [+12], Ohio State and Oregon [+11] and San Diego State [+10].
- UC has 14 turnovers in the last three games (nine interceptions, five fumble recoveries)
- UC's 11 interceptions is tied for fifth in the NCAA FBS (Minnesota, Texas, Texas Tech, Western Michigan) and trails Oregon (14), San Jose State (13), Ball State and Florida (12).
- UC's eight fumble recoveries is tied for 11th in the NCAA FBS.

### BANG THE DRUM

- LB Perry Young scored his first career TD at Houston, hauling in a deflected pass in the fourth quarter to put the game away.
- LB Bryan Wright batted the errant Houston pass into the air, Young grabbed the pop up and scampered two yards into the end zone for the Bearcats second pick-6 in as many games.

## 2019 CINCINNATI FOOTBALL

### FOLSOM PRISON BLUES

- TE Josiah Deguara put together one of the best seasons in school history for a TE in 2018 and is on the cusp of becoming UC's all-time leader at the position.
- Deguara needs 18 catches, 230 yards receiving or 6 TDs to become the all-time leader in any of those categories for tight ends in UC history.
- He has a reception in 20-straight games.

TE CAREER STATS (By Rec. Yards)

PLAYER (Years)	GP	REC	YDS	TD	LG
Brent Celek (03-06)	48	91	1135	14	83
<i>Josiah Deguara (16-)</i>	<i>39</i>	<i>74</i>	<i>906</i>	<i>9</i>	<i>38</i>
Kris Bjorson (89-92)	41	90	887	4	27
Travis Kelce (09, 11-12)	35	59	875	10	83
Ben Guidugli (08-10)	38	69	790	6	59

TE SINGLE-SEASON (By Receptions)

PLAYER (Year)	GP	REC	YDS	TD	LG
Travis Kelce (2012)	13	45	722	8	83
Kris Bjorson (1991)	11	40	409	1	23
Josiah Deguara (2018)	13	38	468	5	38
Brent Celek (2006)	13	35	481	3	83
Brent Celek (2005)	11	32	361	3	47
Connor Barwin (2007)	13	31	399	2	38
<i>Josiah Deguara (2019)</i>	<i>7</i>	<i>21</i>	<i>293</i>	<i>4</i>	<i>27</i>

### KIDS IN THE STREET

- UC's top six tacklers on special teams (Nate Dingle, Wilson Huber, Justin Harris, Jaquan Sheppard, RJ Potts and Tre Tucker) are redshirt sophomores (Huber & Potts) or true freshmen.
- Dingle leads the way with seven tackles, all on kickoff.

2019 SPECIAL TEAMS TACKLE LEADERS

PLAYER	YR	TOT	KO	PUNT
Jacob Dingle	Fr.	7	7	0
Wilson Huber	r-So.	5	4	1
Justin Harris	Fr.	4	4	0
Jaquan Sheppard	Fr.	4	4	0
RJ Potts	r-So.	3	3	0
Tre Tucker	Fr.	3	2	1

### SUPER SUB

- With S James Wiggins out for the season with a knee injury, Ja'Von Hicks has filled in admirably, showing a Wiggins-like knack for making plays.
- He recovered one fumble and intercepted one pass against Tulsa to go along with his three tackles.
- Hicks' abilities were on full display at Houston as he had a hand in three turnovers, grabbing a pair of interceptions and recovering a fumble. UC scored 14 points off his two forced turnovers. He was named the AAC Defensive Player of the Week following the win.
- He's the first UC player to have a hand in three TDs since Arquon Bush (2 INT, 1 FR) against ECU in 2018.
- On the season, Hicks has 23 tackles and has collected seven of the team's 19 turnovers in 2019 (11 interceptions, 8 fumbles recovered).

### THRILLER

- RB Gerrid Doaks had a monster night for the Bearcats against Tulsa. He entered the game with 24 carries for 123 yards (long of 14) and no receiving numbers.
- Against the Golden Hurricane, he left the field with 91 yards on 17 carries with a long of 27-yards and scored two touchdowns while adding one catch for 28 yards and a score. All told, he accumulated 119 total yards of offense and three scores.
- Doaks' three touchdowns tied his career total he brought into the game while also marking the first time in his career he recorded multiple touchdowns in the same game. His first score, a four-yard run, marked his first touchdown in over two years after his last came September 30, 2017 at home against Marshall. He added his second score in the third quarter on a 28-yard pass from Desmond Ridder, recording just his second career receiving score and his first since October 7, 2017, against UCF at home.

### THIS TIME I KNOW IT'S FOR REAL

- DT Marcus Brown was a force on the DL vs. Tulsa, finishing the game with five total tackles, two of which were sacks, a forced fumble recovery.
- The two sacks, the fumble forced and the recovery all are the first of his career.

### FROM A DISTANCE

- K Cole Smith came onto the field in the first quarter vs. Tulsa and converted a 50-yard field goal attempt, his first boot of the year, giving UC an early 3-0 lead.
- The kick is a career long for Smith, whose previous best was 44 yards last year at Temple.
- It's the first 50-yard-plus field goal made by a Bearcats placekicker since Andrew Gantz connected on a 51-yard attempt against Miami (Fla.) October 1, 2015.

### THE WONDERS - TULSA

- LB Bryan Wright recorded his first interception of the year and the second of his career. He finished with 11 tackles in the game.
- LB Jarell White forced a team-high two fumbles to give him a team-best three this year.
- S Darrick Forrest intercepted one pass on the day and returned it 16 yards. The pick is his first this year and his second career.
- J Ethan Tucky blocked a Tulsa punt in the second quarter. It was the first block for UC since October 6, 2018, when Tulane had a punt blocked by Tucky.
- UC tied a season-high with five sacks, equaling the five recorded against Miami (OH)
- RB Gerrid Doaks' 27-yard TD was the Bearcats quickest scoring drive of the year (one play, six seconds).

### SIMPLY RED

- After a dreadful start to the season in the red zone (5-of-12 in first three games), UC has found its footing, going 16-of-19 in the past four games (@ Marshall, UCF, @ Houston, Tulsa), including a string of 13-straight red-zone scores spanning Marshall, UCF and the first half at Houston, prior to a blocked FGA in the third quarter.

### HE'S HEATING UP

- Freshman KR Tre Tucker has added a dimension to the kick-return game, tallying at least one return of 19 yards or more in each game this year.
- He rattled off a career-best 42-yarder at Houston and had returns of 22 (Tulsa), 19 (UCF), 32 (Marshall), 22 (Miami OH), 30 (Ohio State) and 28 (UCLA).
- His 22.7 YPR ranks No. 7 in the American.

### CINCINNATI (6-1, 3-0 AAC)

Team Statistics	CIN	OPP
Points/Game	28.6	20.4
First Downs	141	139
Rushing/Game	173.4	138.7
Passing/Game	210.4	206.0
Total Offense/Game	383.9	344.7
Fumbles-Lost	7-5	15-8
Pen./Yds per Game	70/82.7	50/58.6
Time of Possession	32:31	27:29

INDIVIDUAL LEADERS

RUSHING	Att	Net	Avg	TD	YPG
Warren	114	498	4.4	4	71.1
Doaks	41	214	5.2	2	42.8

PASSING	C-A-I	Pct.	Yds	TD	YPG
Ridder	106-175-5	60.6	1,399	14	199.9

RECEIVING	Rec	Yds	Avg	TD	YPG
Deguara	21	293	14.0	4	41.9
Pierce	20	410	20.5	2	58.6

DEFENSE	U-A-TT	TFL	Sck.	Int.	PBU
Forrest	32-29-61	1.5	0.0	1	2
Wright	17-24-41	4.5	2.0	0	3

### ECU (3-5, 0-4 AAC)

Team Statistics	ECU	OPP
Points/Game	21.5	28.2
First Downs	170	182
Rushing/Game	154.6	192.2
Passing/Game	218.9	225.0
Total Offense/Game	373.5	417.2
Fumbles-Lost	11-5	12-5
Pen./Yds per Game	49/55.9	64/70.1
Time of Possession	28:30	31:30

INDIVIDUAL LEADERS

RUSHING	Att	Net	Avg	TD	YPG
Mauney	91	368	4.0	1	46.0
Ahlers	81	256	3.2	4	32.0

PASSING	C-A-I	Pct.	Yds	TD	YPG
Ahlers	139-250-7	55.6	1,672	7	209.0

RECEIVING	Rec	Yds	Avg	TD	YPG
CJ Johnson	32	399	12.5	2	49.9
Proehl	28	376	13.4	2	47.0

DEFENSE	U-A-TT	TFL	Sck.	Int.	PBU
X. Smith	21-33-54	1.5	0.0	0	4
Charles	25-23-48	1.0	0.0	0	0

### NCAA TEAM RANKINGS

Category	CIN	ECU
Total Offense	85	92
Rushing Offense	55	79
Passing Offense	90	83
Team Passing Efficiency	36	102
Scoring Offense	71	113
Total Defense	37	88
Rushing Defense	43	99
Passing Yards Allowed	45	69
Team Passing Effic. Def.	10	77
Scoring Defense	24	72
Turnover Margin	5	t-84
3rd Down Conversion Pct	80	116
4th Down Conversion Pct	24	t-103
3rd Down Conversion Pct Def.	78	90
4th Down Conversion Pct Def.	t-23	t-38
Red Zone Offense	t-126	99
Red Zone Defense	t-13	114
Net Punting	27	89
Punt Returns	49	87
Kickoff Returns	46	t-95
First Downs Offense	108	55
First Downs Defense	28	t-109
Fewest Penalties Per Game	129	t-56
Time of Possession	19	97

## 2019 CINCINNATI FOOTBALL

### FAMILY TIES

This year's roster includes nine Bearcats who followed in family footsteps to play for UC.

### BROTHER PLAYED AT CINCINNATI

Jackson Bruscianelli - Franklin (LB, 2013-16)

Rashad Medaris - Anthony McClung (WR, 2010-13)

### FATHER PLAYED AT CINCINNATI

Jackson Bruscianelli - Jack (LB, 1988-89)

Wilson Huber - Daryl (TE, 1985-88)

Jacob Dingle - Nate (LB, 1990-93)

Mick Oakes - Pat (OL, 1993-95)

Collin Widecan - John (UC FB Ops, 1989-present)

Colin Woodside - Ray (OL, 1990-93)

### NFL TIES

Cincinnati boasts three players on the roster who had immediate family members play in the NFL.

Coby Bryant - Brother Christian (2015-17)

Jacob Dingle - Father Nate (1995-97)

RJ Potts - Father Roosevelt (1993-98)

### CAN I GRADUATE?

Thirteen UC players have already earned their college degree, the third-straight year double-digit graduates will take the field as seniors. Tinashe Bere, Sam Crosa, Josiah Deguara, Chris Ferguson, Alex Heil, Morgan James, Cam Jefferies, Ryan Jones, Bruno Labelle, Kevin Mouhon, Jake Sopko, Zach Wood and Bryan Wright have their degrees.

### TOP-10 CROWDS AT NIPPERT STADIUM

DATE	ATT.	OPPONENT	RESULT
10/24/15	40,140	UConn	W, 37-13*
10/04/19	40,121	UCF	W, 27-24*
10/01/15	40,101	Miami (Fla.)	W, 34-23*
09/15/16	40,015	Houston	L, 40-16*
09/05/15	39,095	Alabama A&M	W, 52-10
09/24/16	38,112	Miami (OH)	W, 27-20
09/12/15	38,112	Temple	L, 34-26
08/29/19	38,032	UCLA	W, 24-14
11/03/17	36,318	Navy	W, 42-0
08/31/13	36,007	Purdue	W, 42-7*

\*-Sellouts

### BEARCATS INSIDER ON FOX SPORTS OHIO

- Bearcats Insider, a show on FOX Sports Ohio covering UC Athletics debuted in August 2018.
- The 30-minute show airs weekly on FSO as hosts Dan Hoard and former Bearcats quarterback Tony Pike discuss the most recent game and upcoming matchup as well as feature interviews with coaches and players.
- New episodes will air Wednesdays; check local listing for times and replays.

### DOUBLE DUTY

- UC radio voice Dan Hoard also serves as the play-by-play man for the NFL's Cincinnati Bengals, making him part of a select group.
- Hoard joins Bill Hillgrove (Pittsburgh Panthers & Steelers) and Gene Deckerhoff (Florida State/Tampa Bay Buccaneers) as the only broadcasters in the country to handle radio play-by-play duties for both an NCAA FBS and NFL team.
- ESPN CFB commentators Dave Pasch (Arizona Cardinals) and Bob Wischusen (NY Jets) are NFL play-by-play radio voices.

### 867-5309

- The Bearcats dialed long distance on their third offensive series at Houston, needing only one play, 11 seconds and 75 yards to take a 14-0 lead.
- QB Desmond Ridder threw a strike down the sideline to wide-open WR Rashad Medaris and Medaris did the rest heading untouched into the end zone for the score.
- The play was UC's longest from scrimmage, longest scoring play and quickest scoring drive this season along with a season-long reception for Medaris.
- The duo have shown the flair for the long TD previously with their 77-yarder vs. Ohio in 2018, a career-best throw for Ridder and a career-long catch for Medaris.

### BECAUSE THE NIGHT

- UC's 27-24 win over then No. 18/19 UCF on Oct. 4 was one for the books. The come-from-behind victory propelled UC into the national rankings, earning the No. 25 slot in the Associated Press poll.
- The win snapped UCF's streak of 19 consecutive wins over conference teams and the Knights' string of scoring 30 or more points in 31-straight games, the longest NCAA FBS streak since 1936.
- UC had the second-largest crowd (40,121) and largest student attendance (7,825) in stadium history.

### WORLD WIDE FUNK

- LB Jarell White was all over the place during the win over UCF, earning AAC Defensive POTW honors.
- He totaled seven tackles, one for a loss, a forced fumble and interception. His interception came on UCF's first drive of the fourth quarter which saw the Knights driving deep into UC territory. White picked off a tipped ball at the UC 6-yard line which led to a 6:18 clock-killing drive to help close out the win. UC forced four turnovers and limited UCF's electric running attack to 3.0 yards per carry after they entered averaging 5.3 ypr.

### SHOOT TO THRILL

- P James Smith put together one his best games of the season against UCF and was the AAC ST POTW.
- Smith punted eight times for an average of 40.0 yards per boot and a long kick of 50 yards. His true impact was in field position as he dropped five balls inside the 20-yard line and four inside the 10. UCF's Otis Anderson, who entered the game as the AAC's leading punt returner, was limited to two returns for six yards with six fair catches. Of the eight drives off UC punts, UCF started seven inside the 22-yard line.

### THE ENCORE IS ROCKING

- UC has outscored its opponents by a 200-143 margin on the season, but the most compelling numbers come in the third quarter where UC holds a 62-27 edge after halftime.
- UC got an interception on UCLA's first drive of the third quarter and have forced punts on foes first post-halftime drive in four of five games with Houston the lone team to find the end zone right after the half.

### CROWD CHANT

- The UCF game marked the fourth Nippert Stadium sellout since the 2015 renovation and expansion, the first under HC Luke Fickell and the first since Sept. 15, 2016, a Thursday night game against #6/#7 Houston
- The announced crowd of 40,121 is the second-highest called attendance in Nippert Stadium history behind the 40,140 against UConn October 24, 2015
- The student attendance of 7,825 was a stadium record

### TRUCK YEAH

- At the end of third quarter of the UCF game, Michael Warren II broke a run for 61 yards to bring his game total to 115 at the time.
- With that run, he broke the 2,000-yard rushing mark for his career, becoming the 13th player in Bearcats history to reach the milestone.
- Warren finished the night with 133 yards rushing, marking his second 100-yard rushing game of the season (vs. Miami).
- Warren also hit the century mark for the ninth time in his career, tying him for seventh on the all-time ledger.
- Warren has 24 career rushing TDs and 27 overall TDs, ranking t-5th and 6th in the record book, respectively. DeMarco McCleskey (1998-2002) (37 rush/41 total) leads both categories.

### UC'S CAREER 2,000-YARD RUSHERS

YDS	NAME	YEARS
4,242	Reggie Taylor	1983-86
3,487	DeMarco McCleskey	1998, 2000-02
3,288	Isaiah Pead	2008-11
2,998	Allen Harvin	1978-82
2,963	David Small	1991-93
2,786	Robert Cooper	1996-99
2,498	James Bettis	1978-81
2,250	Mike Boone	2014-17
2,223	Al McKinney	1985-88
2,187	Reggie Harrison	1971-73
<b>2,151</b>	<b>Michael Warren II</b>	<b>2017-</b>
2,053	Richard Hall	2002-04
2,033	Steve Cowan	1969-71

### BLUE SKY MINE

- P James Smith had one his best games of the season against UCF, punting eight times for a 40.0 ypp average.
- Where Smith influenced the game was in field position, dropping five punts inside the 20 and four inside the 10.
- Smith was a finalist for the 2018 Ray Guy Award, a First-Team All-AAC selection and three-time All-America honoree (FWAA & Phil Steele - 2nd, AP - 3rd) in 2018.
- Smith averaged 46.6 yards per punt, ranking fourth in the NCAA FBS and setting the second-best punting season in UC history, just off Kevin Huber's school record mark of 46.9 ypp from 2007.
- Smith had a career-long kick of 72 yards at Temple, dropped 25 kicks inside the 20, had 16 boots of 50 yards or more and has only recorded two career touchbacks.
- Smith hails from Wangaratta, Australia, which is a mere 9,683 miles from Cincinnati. He grew up playing Australian Rules FB, is a product of Prokick Australia.

### CAREER PUNTING RECORDS

RK	AVG.	NAME	YEARS
1.	45.47	Kevin Huber	2005-08
<b>2.</b>	<b>43.90</b>	<b>James Smith</b>	<b>2017-</b>
3.	42.60	Pat O'Donnell	2010-12

### A CHANGE IS GONNA COME

- The 27-24 win over then No. 18/19 UCF is the first for the Bearcats over a ranked team since the 2012 season when Cincinnati downed #25 Virginia Tech, 27-24, in a neutral site game at FedEx Field in Landover, Maryland.
- UC had lost the previous 10 times against ranked foes between the VT and UCF games.
- The last time the Bearcats won a home game over a ranked foe came in 2009 when UC downed #23 West Virginia, 24-21.



# 2019 CINCINNATI FOOTBALL

## AMERICAN ATHLETIC CONFERENCE STANDINGS

EAST	AMERICAN		OVERALL					
SCHOOL	CONF	CPCT.	OVERALL	PCT.	HOME	AWAY	NEUTRAL	STREAK
Cincinnati	3-0	1.000	6-1	0.857	4-0	2-1	0-0	W5
UCF	3-1	0.750	6-2	0.750	4-0	2-2	0-0	W2
Temple	2-2	0.500	5-3	0.625	4-1	1-2	0-0	L2
USF	2-2	0.500	4-4	0.500	2-2	2-2	0-0	W1
ECU	0-4	0.000	3-5	0.375	2-2	1-3	0-0	L3
UConn	0-4	0.000	2-6	0.250	1-3	1-3	0-0	W1

WEST	AMERICAN		OVERALL					
SCHOOL	CONF	CPCT.	OVERALL	PCT.	HOME	AWAY	NEUTRAL	STREAK
SMU	4-0	1.000	8-0	1.000	4-0	4-0	0-0	W8
Navy	4-1	0.800	6-1	0.857	5-0	1-1	0-0	W4
Memphis	3-1	0.750	7-1	0.875	4-0	3-1	0-0	W2
Tulane	2-2	0.500	5-3	0.625	4-0	1-3	0-0	L2
Houston	1-3	0.250	3-5	0.375	1-3	2-2	0-0	L1
Tulsa	0-4	0.000	2-6	0.250	1-3	1-3	0-0	L4

### KNIGHTS IN WHITE SATIN

- The UC defense did something not many teams have done to UCF and that is limit their points and yards.
- UCF entered the game averaging 49.0 points per contest, 232.6 yards rushing, 336.0 yards passing and 568.6 total yards, but against the Bearcats, the Knights were limited to 24 points (-25), 126 yards rushing (-106.6), 297 yards passing (-39) and 423 total yards of offense (-145.6).

### EVERY DAY IS A WINDING ROAD

- UCF entered the game with four total turnovers on the year. The Bearcats' defense forced four turnovers tonight, including three interceptions and one fumble recovery. This season, the Knights' largest number of turnovers in one game was a pair of interceptions at Pittsburgh, their only other loss this year.

### DON'T CALL IT A COMEBACK

- The comeback from a 16-10 halftime deficit against UCF was the 12th come-from-behind win under Head Coach Luke Fickell.
- UC also came back and won against Miami (OH) after trailing by 10 early.
- UC put together seven come-from-behind wins in 2018, earning victories after facing deficits at UCLA (10), vs. Ohio (21), vs. Tulane (4), at SMU (2) and vs. Virginia Tech in the Military Bowl (3).
- The Bearcats had three comebacks in 2017, winning after trailing by 11 at Miami (OH), three at Tulane and seven against UConn.

### CHANGES

- The 24-yard field goal kicked by UCF on the opening drive marked the first time this season the Bearcats defense have allowed points on the opening possession.
- Previously, UC recovered a fumble by UCLA and forced its next three foes - Ohio State, Miami & Marshall - to punt.

### SNAP HAPPY

- The Bearcats handed UCF their first loss in AAC play since the 2016 season, halting the Knights' 17-game undefeated streak in league action (19 games counting two AAC Championship Games).

### TAKE IT TO THE LIMIT


- The UC defense limited UCF to just 24 points, the fewest the Knights have scored in 2019 (L, 34-35 at Pittsburgh) and the fewest UCF has scored in a league game since November 19, 2016, a 35-20 home loss to Tulsa.
- The point total is also the lowest in an AAC road game since a 31-24 loss at Houston on October 29, 2016. UCF had scored 30 + points in 31-straight prior to Oct. 4.


### DANCING IN THE STREET


- In the third quarter against UCF, Ahmad Gardner picked-off a UCF pass and returned it 16 yards for a score, putting UC ahead, 20-16, with 5:08 to play in the stanza.
- The interception is the first for Gardner, who entered the game with one career tackle to his credit.
- The last time a UC player tallied a pick-six came last year against ECU when Arqun Bush accomplished the feat.


### GOING BOWLING


With its win over Tulsa, UC moved to 6-1 on the year, making the Bearcats bowl eligible for the 11th time in the last 14 years. The American has the following primary bowl partnerships in place for 2019 with secondary relationships in place with the Liberty and Independence Bowls in the event that those bowls' primary affiliates aren't able to fill a side.



**FRISCO BOWL** (VS. TBD)  
 Toyota Stadium • Frisco, Texas  
 Dec. 20, 2019 • 8 p.m. ET • ESPN


**BOCA RATON BOWL** (VS. C-USA)  
 FAU Stadium • Boca Raton, Fla.  
 Dec. 21, 2018 • 3:30 p.m. ET • ABC


**CURE BOWL** (VS. SUN BELT)  
 Exploria Stadium • Orlando, Fla.  
 Dec. 21, 2019 • 2:30 p.m. • CBS Sports Network


**GASPARILLA BOWL** (VS. C-USA)  
 Raymond James Stadium • Tampa, Fla.  
 Dec. 23, 2019 • 2:30 p.m. ET • ESPN


**BIRMINGHAM BOWL** (VS. SEC)  
 Legion Field • Birmingham, Ala.  
 Jan. 2, 2020 • 3 p.m. ET • ESPN


**HAWAII BOWL**  
 Aloha Stadium • Honolulu, Hawaii  
 Dec. 24, 2019 • 8 p.m. ET • ESPN

GLANCING AT THE RECORD			
	2019	STK	SINCE '07
Overall	6-1	W5	107-54
Home	4-0	W11	61-19
Road	2-1	W2	42-30
Neutral	0-0	W1	5-5
Conference	3-0	W4	57-35
Home	2-0	W7	31-15
Road	1-0	W1	25-20
Non-Conference	3-1	W2	48-18
Home	2-0	W5	31-3
Road	1-1	W1	14-11
Neutral	0-0	W1	5-5

### AROUND THE AMERICAN

#### FRIDAY, NOVEMBER 1

Navy at UConn \* (8 p.m., ESPN2)

#### SATURDAY, NOVEMBER 2

Houston at UCF \* (Noon, ESPN2)  
 Tulsa at Tulane \* (4 p.m., ESPN2)  
 Cincinnati at ECU \* (7 p.m., CBSSN)  
 SMU at Memphis \* (7 p.m., ABC)

#### THURSDAY, NOVEMBER 7

Temple at USF \* (8 p.m., ESPN)

#### FRIDAY, NOVEMBER 8

UCF at Tulsa \* (7 p.m., ESPN2)

#### SATURDAY, NOVEMBER 9


UConn at Cincinnati \*  
 ECU at SMU \*

### PRESEASON PICK-EM


AMERICAN CHAMPIONSHIP	
SCHOOL	POINTS
UCF .....	12
Cincinnati .....	8
Memphis .....	6
Houston .....	4

EAST DIVISION	
SCHOOL (FIRST-PLACE VOTES)	POINTS
1. UCF (19) .....	169
2. Cincinnati (11) .....	157
3. USF .....	107
4. Temple .....	101
5. ECU .....	66
6. UConn .....	30

WEST DIVISION	
SCHOOL (FIRST-PLACE VOTES)	POINTS
1. Memphis (15) .....	165
2. Houston (14) .....	162
3. Tulane .....	108
4. SMU (1) .....	87
5. Navy .....	70
6. Tulsa .....	38


**MILITARY BOWL** (VS. ACC)  
 NMCMS • Annapolis, Md.  
 Dec. 27, 2019 • Noon ET • ESPN

If the AAC champion is the highest-ranked team among the champions of C-USA, the MAC, the Mountain West and the Sun Belt, it would play in the following New Year's Bowls:


**COTTON BOWL CLASSIC**  
 December 28, 2019 Noon, ESPN  
 AT&T Stadium, Arlington, Texas

## 2019 CINCINNATI FOOTBALL

### 25 OR 6 TO 4

- WR Alec Pierce had a big game at Marshall, pulling in six passes for 108 yards – including a 46-yard reception – and one score. Not only did he haul in his first career score, he also recorded his first 100-yard game. Previously, his best performances saw him catch four passes for 93 yards at Ohio State. He has now recorded a catch in all seven games.

### HEY MAN, NICE SHOT

- Cam Jefferies intercepted UCF's Dillon Gabriel in the second quarter and returned the ball 57 yards.
- The pick was the third of his career and his first with UC.
- The 57-yard return is the longest of the season and the second-longest play overall behind only the 73-yard scoring run by Michael Warren II against Miami.

### BETWEEN THE LINES

- UC had a new look on the left side of the offensive line against UCF as LT Chris Ferguson and LG Jeremy Cooper missed the game with leg injuries. Darius Harper made his first career start at LT and Vincent McConnell made his first career start at LG.

### COUNTRY ROADS

- UC finished the Marshall game with 525 total yards of offense, its highest output of the year (420 vs. Miami) while rushing for 230 yards and throwing for another 295. The rushing total stands as the second-highest amount for the year (238 vs. Miami) while the passing yardage is the highest for the year (242 vs. UCLA).

### THE TURNING POINT

- UC scored in all four quarters against Marshall for the second time this year after doing so against UCLA in the opener. Included in that scoring was a pair of touchdowns in the first quarter, marking the first time UC has posted multiple scores in the opening stanza this year (7 vs. UCLA, 0 at Ohio State, 0 vs. Miami).

### SHUT YOU DOWN

- UC led Marshall 28-0 at halftime, marking the first time the Bearcats had not allowed its opponent to score in a half this year. The 28 UC first-half points marked the most the team has tallied in a single half this year, surpassing the 21 scored on Miami in the third quarter.

### LET'S GET IT STARTED

- UC opened the game scoring the first 45 points before Marshall found the end zone in the fourth quarter. That run of points is the longest of the year, surpassing the 28-point run the Bearcats used against Miami to turn a 10-0 deficit into a 28-10 lead.

### GOING LONG

- UC's second drive of the Marshall game resulted in WR Alec Pierce pulling down a 17-yard pass from QB Desmond Ridder and took 19 plays and 8:48 of possession, both of which are the longest of the season for UC. The previous longs were 12 plays (a Michael Warren II 8-yard rushing touchdown against Miami) and 5:49 of possession (a 21-yard reception by Warren from Ridder in the fourth quarter against UCLA).

### ALL-STARs

- QB Desmond Ridder finished the Marshall game with 221 yards on 18-of-22 passing and four touchdowns while also running for 48 yards to account for 269 of the team's offense. His four scoring throws ties a career high (vs. ECU, 11/23/18) and stands as his third career game with three or more passing touchdowns after he threw for three – all in the first quarter – last year vs. Alabama A&M (9/15/18).
- Ben Bryant came in of relief of Ridder late in the third quarter and went 3-of-4 for 74 yards while also rushing for nine yards on three carries. Of those 74 yards, 56 came on a big pass play to Tre Tucker. Overall, Bryant nearly doubled his career yardage output as he entered the game 6-of-11 for 75 yards in his career.

### ENTERING THE CHARTS

- Three Bearcats recorded their first career TDs at Marshall with two others tallying their first of the season. The three recording their first collegiate touchdowns included Alec Pierce (17-yard pass from Ridder) in the first quarter; Bruno Labelle (4-yard pass from Ridder) in the second quarter; and Michael Kopaygarodsky (1-yard rush) in the fourth quarter. Additionally, Rashad Medaris (13-yards from Ridder) in the first quarter and Tavion Thomas (1-yard rush) in the third quarter also secured their first scores of 2019.
- Kopaygarodsky, who missed last season with a knee injury, finished the night with 19 yards on five carries. Entering the game, he carried the ball five times in his career for 26 yards and no scores.

### TRUCKIN'

- RB Michael Warren II finished the Miami (OH) game with 113 yards on the ground with three scores while also pulling in five catches for 45 yards. His three scores on land ties his career-high that he set twice last year (at UCLA, vs. USF) and marks his eighth career game with two or more rushing TDs in a game. He also now has eight career games of 100-yards on the ground.
- Warren broke the century mark with the aid of a 73-yard scoring run, which stands as his second longest carry behind an 81-yard jaunt last year. For his career,

Warren has tallied 24 rushing touchdowns and is tied for fifth on the program's career Top 10 ledger with both Mike Boone (2014-17) and Reggie Taylor (1983-86).

- In UC's past two meetings with Miami, Warren has been nearly unstoppable, averaging almost five yards per carry (4.9), tallying 204 yards on 41 carries with five touchdowns after amassing 113 yards and three TDs in 2019 and 91 yards and two scores last year in a monsoon at Paul Brown Stadium.

### BAD TO THE BONE

- Following LB Bryan Wright's strip-sack with 10:28 left in the first half vs. Miami, the UC defense went into lockdown mode. Miami tallied 167 yards and 10 points on its first four drives of the game, but on its final nine drives, UC held the RedHawks to 76 yards and three points, stopping them on their final eight 3rd-down atts.

### OH CAPTAIN, MY CAPTAIN

- OL Chris Ferguson, OL Morgan James and LB Perry Young were elected by their teammates to represent the Bearcats as captains in 2019. TE Josiah Deguara and LB Bryan Wright have served as game captains.

### YOUTH OF THE NATION

- Nearly 20 freshmen have seen action for UC, including 8 first-year SAs, S Jacob Dingle, CB Ahmad Gardner, CB Justin Harris, DE Steven Hawthorne, LB Brody Ingle, RB Ryan Montgomery, S Jaquan Sheppard and WR Tre Tucker.

### PLAY IT AGAIN ...

- TE Josiah Deguara picked up right where he left off in 2018 and has been one of UC's leading receivers all season long.
- At Marshall, he finished the night with 44 total yards and two touchdowns that included three catches and 42 yards with one touchdown in the receiving game. The final two yards and score came on a fumble recovery, the first of his career. On the play, Ridder was sacked and fumbled the ball, which rolled toward the two-yard line. Deguara scooped up the loose ball and moved into the end zone to get the score and his first two rushing yards (no rush attempt is credited statistically on the fumble recovery). The last time the Bearcats recovered a fumble as last year in the Military Bowl against Virginia Tech when Khalil Lewis recovered a fumble in the end zone for a score.

### SPEED OF SOUND

- Freshman WR Tre Tucker had a 28-yard kickoff return in the season opener, the state champion track athlete's first collegiate appearance.
- Tucker's PRs of 10.41 in the 100m and 6.80 in the 60m would both rank No. 4 all-time in UC's TF record book.

OPPONENT	TIME	TV	LENGTH	ATT.	HALF	FINAL	COIN TOSS	KICKOFF/RECEIVE	1ST UC POSS.	1ST OPP. POSS.	HELMET	JERSEY	PANTS
UCLA	7 p.m.	ESPN	3:18	38,038	UC 10-7	UC 24-14	Lost	Receive	Punt	Fumble	Black	Black	Black
@ Ohio State	Noon	ABC	3:04	104,089	OSU 28-0	OSU 42-0	Won	Defer	Punt	Punt	White	White	White
MIAMI (OH)	Noon	ESPNU	3:22	35,526	UC 14-10	UC 35-13	Won	Defer	Punt	Punt	White	Red	Red
@ Marshall	5 p.m.	CBS SN	2:56	32,192	UC 28-0	UC 52-14	Lost	Receive	TD	Punt	Red	White	Black
UCF *	8 p.m.	ESPN	3:36	40,121	UCF 16-10	UC 27-24	Won	Defer	Punt	FG	Black	Black	Black
@ Houston *	3:30 p.m.	ESPN2	3:17	25,716	UC 21-10	UC 38-23	Lost	Receive	TD	Punt	Black	White	Black
TULSA *	3:30 p.m.	ESPNU	3:23	33,209	UC 10-7	UC 24-13	Won	Defer	FG	Fumble	Black	Black	White
@ ECU *													
UCONN *													
@ USF *													
TEMPLE *													
@ Memphis *													

## 2019 CINCINNATI FOOTBALL

### A THOUSAND MILES

- Late in the third quarter against Miami (OH), QB Desmond Ridder connected with WR Thomas Geddis on a 62-yard TD pass, UC's longest scoring play of the year and Geddis' career-long reception.
- Geddis' TD was his first in almost one year as his last score came September 15, 2018, on a 29-yard pitch-and-catch with Ridder against Alabama A&M.

### FOR WHOM THE BELL TOLLS

- With the win over Miami (OH), UC pulled to within one game of tying the all-time series with Miami as the RedHawks lead, 59-58-7. Miami has been tied for or held the series lead since 1916 and the series was last tied in 1953. The Bearcats also closed in on tying the series when it is played in Cincy as MU leads, 44-42-5. UC has won 14 in a row in the Battle for the Victory Bell.

### MMM MMM MMM MMM

- After being shutout at Ohio State, the Bearcats rebounded with their largest amount of points in a game this year. That came after a slow start in which UC trailed, 10-0, following the first quarter. From there, the Bearcats scored 28 in a row with RB Michael Warren II's rushing touchdown at the start of the second quarter snapping a scoreless streak of five quarters.

### PAPA'S GOT A BRAND NEW BAG

- Michael Pitts and Malik Vann each recorded 2.0 sacks and MLB Bryan Wright added 1.0 to give the Bearcats 5.0 sacks vs. Miami (OH). The trio combined for 41 yards of losses with those five sacks as well.
- Under Luke Fickell, this is the third time the Bearcats have posted five quarterback sacks in a single game after doing so last year at UCLA and at home against Navy with today's loss yardage the most of those three games following 37 yards against the Midshipmen and 25 from the Bruins.
- Dating back to 2001, the 5.0 sacks vs. Miami (OH) ties for the 11th-most in single game. And, since 2009, the Bearcats have sacked a Miami quarterback 5.0 or more times in a single game now five times, including 10.0 in 2014 and 5.0 in 2013, 2016 and 2019.

### SHUT OUT THE LIGHT

- UC was blanked 42-0 at No. 5 Ohio State on Sept. 7, the first shutout since a 38-0 loss to West Virginia on Nov. 9, 2005, a span of 170 games.
- The road shutout was not the most lopsided for UC, but it does fall on the same day as that instance as UC lost at Penn State, 81-0, on Sept. 7, 1991.

### PLACE AT THE TABLE

- LB Darrian Beavers, OL Jeremy Cooper, S Ja'Von Hicks, OL Lorenz Metz, WR Alex Pierce, DT Elijah Ponder, DE Myjai Sanders and DT Jabari Taylor all made their first UC starts against UCLA.

### THE SOUND OF SILENCE

- QB Desmond Ridder looked every part of his 2018 AAC ROTY self against UCLA, but was missing something ...
- The sophomore signal caller lost his voice early in the second quarter, forcing UC to go to non-verbal signals.
- UC practices daily with loud music playing, like many other teams, forcing regular work on similar issues.
- He had a solid opener, completing 12 of his first 16 passes and going 4-5 on 3rd-down attempts for first downs.
- He finished the game 18-of-26 for 242 yards, two TDs, an interception and 34 yards rushing.

### RUNNIN' DOWN A DREAM

- Just before halftime against UCLA and following an interception by QB Desmond Ridder, TE Josiah Deguara made a TD-saving tackle after a 66-yard INT return.
- HC Luke Fickell said: "What you saw from us is who we really are. A team that can fight it out and grind it out and find a way to be successful. I think the greatest epitome of that might just be the play right before the half. To see Josiah Deguara run 60 or so yards, never give up, get a guy down and give us the opportunity to not lose complete momentum of the entire game. That's what we pride ourselves on. It will be the first play we watch [on tape] as a team. Some of those guys won't want to watch it, but the reality is it's how we learn, how we learn from what effort and attitude really is."

### THE NEW ISLAND OF MISFIT TOYS

- As was the case in 2018, there's a story behind the makeup of UC's offensive line.
- The starting five in the first game consisted of LT Lorenz Metz, LG Jeremy Cooper, C Jakari Robinson, RG Morgan James and RT Chris Ferguson.
- Metz is a German with two years of club football experience prior to coming to UC in January 2018.
- Cooper is a RS freshman who played in four games in 2018.
- Robinson was thrust into the lineup a year ago after Garrett Campbell was injured at UConn.
- James is a 29-year old former hockey player who didn't play football prior to joining UC as a walk-on.
- Ferguson is a sixth-year senior from the Bahamas who played a year of HS football and never set foot on the field at UC until the 2018 opener at the Rose Bowl where he started and hasn't come off the field since.

### STEALING PEOPLE'S MAIL

- UC's defense came up with four turnovers against UCLA with two fumble recoveries [Marcus Brown/Ja'Von Hicks] and two interceptions [Hicks & Perry Young].
- It was the first recovery for both Brown and Hicks and the first interception for both Hicks and Young.

### KICK IN THE DOOR

- K Sam Crosa scored his first points for the Bearcats making a field goal and three extra points against UCLA.
- The graduate transfer arrived at UC in the summer of 2019 from Western Illinois and won the job in training camp by virtue of his consistency. For his career, Crosa is 25-31 on field goals and 97-102 on PATs.

### THE FIRST CUT IS THE DEEPEST

- Never let the toughness of LS Zach Wood be questioned.
- Wood underwent surgery for appendicitis prior to the Alabama A&M game in 2018, only missed a week and was medically cleared prior to the Ohio game a week later and snapped with no problem.

### IMPACT OF THE 2018 REDSHIRT RULE

- NCAA legislation in 2018 allowed true freshmen to play in four games and retain first-year eligibility. UC had 14 SAs take advantage, including J Blake Bacevich, LS Blake Bammann, QB Ben Bryant, CB Arquon Bush, OL Jeremy Cooper, WR Wyatt Fischer, OL Lorenz Metz, LB Mick Oakes, OL Dylan O'Quinn, OL Colin Truett, LB Ty Van Fossen, CB Taj Ward, TE Josh Whyte and OL Colin Woodside.

### GOOD THINGS

- UC was the only school in the country in 2018-19 to tally 11 football wins, including a bowl win and earn 24 or more wins in baseball, MBB, WBB and VB.

### POLLING DATA

UC is No. 17 in this week's Associated Press poll, its highest ranking since 2009 and No. 18 in the USA Today Coaches poll, matching its ranking from a week ago, it's best mark since Oct. 14, 2012. Entering week 11 of 2018, UC was ranked in the College Football Playoff poll [No. 24] for the first time.

#### Associated Press Top-25

RK.	TEAM	REC	PTS
1	LSU [17]	8-0	1476
2	Alabama [21]	8-0	1474
3	Ohio State [17]	8-0	1468
4	Clemson [7]	8-0	1406
5	Penn State	8-0	1302
6	Florida	7-1	1226
7	Oregon	7-1	1108
8	Georgia	6-1	1093
9	Utah	7-1	1032
10	Oklahoma	7-1	1017
11	Auburn	6-2	910
12	Baylor	7-0	882
13	Minnesota	8-0	778
14	Michigan	6-2	744
15	SMU	8-0	666
16	Notre Dame	5-2	563
17	Cincinnati	6-1	524
18	Wisconsin	6-2	513
19	Iowa	6-2	456
20	Appalachian State	7-0	393
21	Boise State	6-1	280
22	Kansas State	5-2	218
23	Wake Forest	6-1	200
24	Memphis	7-1	188
25	San Diego State	7-1	50

#### Amway Coaches Top-25

RK.	TEAM	REC	PTS
1	Alabama [40]	8-0	1593
2	LSU [7]	8-0	1515
3	Clemson [10]	8-0	1508
4	Ohio State [8]	8-0	1491
5	Penn State	8-0	1359
6	Florida	7-1	1271
7	Georgia	6-1	1180
8	Oregon	7-1	1163
9	Oklahoma	7-1	1069
10	Utah	7-1	1048
11	Baylor	7-0	921
12	Auburn	6-2	869
13	Minnesota	8-0	840
14	SMU	8-0	727
15	Michigan	6-2	652
16	Notre Dame	5-2	624
17	Wisconsin	6-2	537
18	Cincinnati	6-1	523
19	Iowa	6-2	492
20	Appalachian State	7-0	398
21	Boise State	6-1	382
22	Wake Forest	6-1	280
23	Memphis	7-1	187
24	Texas	5-3	104
25	Kansas State	5-2	102

### BOLDLY BEARCAT BICENTENNIAL

- UC is celebrating its 200th anniversary starting this fall.
- UC is the eighteenth oldest public institution in the United States and traces its origins to the founding of the Medical College of Ohio and Cincinnati College in 1819.
- For more information, visit 200.UC.edu



## 2019 CINCINNATI FOOTBALL

### WATCHING THE WATCH LISTS

Josiah Deguara, TE - Mackey Award  
 Luke Fickell, HC - Bear Bryant Award, Dodd Trophy  
 Ahmad Gardner, CB - FWAA Freshman AA Midseason  
 Ryan Montgomery, PR - FWAA Freshman AA Midseason  
 Desmond Ridder, QB - Davey O'Brien Award  
 Jakari Robinson, C - Rimington Trophy  
 James Smith, P - Ray Guy Award  
 Michael Warren II, RB - Doak Walker Award, Maxwell Award  
 James Wiggins, S - Thorpe Award, Nagurski Trophy  
 Zach Wood, LS - Mannelly Award

### BEARCATS IN THE PROS

Fourteen former UC players are on current NFL rosters while five former student-athletes are on NFL staffs.

#### NATIONAL FOOTBALL LEAGUE

PLAYER	TEAM	POS.
Mike Boone	Minnesota Vikings	RB
Dino Boyd	Cincinnati Bengals (PS)	OT
Cortez Broughton	Los Angeles Chargers	DT
Marquise Copeland	Los Angeles Rams (PS)	DT
Korey Cunningham	New England Patriots	OT
Parker Ehinger	Baltimore Ravens (PS)	OG
Johnny Holton	Pittsburgh Steelers	WR
Kevin Huber	Cincinnati Bengals	P
Jason Kelce	Philadelphia Eagles	C
Travis Kelce	Kansas City Chiefs	TE
Chris Moore	Baltimore Ravens	WR
Justin Murray	Arizona Cardinals	OT
Linden Stephens	Seattle Seahawks (PS)	CB
Eric Wilson	Minnesota Vikings	LB
Derek Wolfe	Denver Broncos	DE

#### COACHES

COACH	TEAM
Danny Barrett	Houston Texans
Bill Davis	Arizona Cardinals
Chris Hewitt	Baltimore Ravens
Doug Rosfeld	Cincinnati Bengals
George Warhop	Jacksonville Jaguars

#### CANADIAN FOOTBALL LEAGUE

PLAYER	TEAM	POS.
Kevin Brown	Ottawa	LB
Zach Collaros	Winnipeg	QB
Hayden Moore	Hamilton	QB

#### ARENA FOOTBALL

PLAYER	TEAM	POS.
Bones Bagaunte	Columbus (NAL)	WR
Mardy Gilyard	Massachusetts (NAL)	WR
Silverberry Mouhon	Green Bay (IFL)	DE
Idarius Ray	Amarillo (CIF)	OL
Monte Taylor	Albany (AFL)	DL
Curtis Young	Washington (AFL)	DL

### TAKE ME TO HIGHER GROUND

- For the past 21 years, the UC football has called the Higher Ground Conference and Retreat Center in West Harrison, Ind., its preseason training home.
- The 280-acre facility is located about 30 miles from campus and has served as the Bearcats training camp location since the lead up to the 1999 season.
- Among many amenities, Higher Ground features a pair of 100-yard artificial turf practice fields, including a new surface installed in 2017, ample living and meeting spaces and no distractions from football.

### THE GRAND RETURN

- RB Ryan Montgomery had a number of career highs against Miami (OH), setting marks for rush attempts (5), rushing yards (35), longest rush (26), punt returns (5) and punt-return yards (57).
- He was a standout prep at Franklin HS outside of Dayton where the highly-touted RB had almost 2,700 yards rushing and 47 TDs his last two seasons as a prep. He originally committed to UC in 2018 but deferred his enrollment to the 2019 class due to an injury.

### WE CAN BE HEROES

- UC has placed 30 life-sized statues of its iconic Bearcat mascot across Greater Cincinnati.
- Hero Bearcats, decorated by local artists, including students, celebrate everyday heroes like astronauts, nurses, firefighters, police officers, farmers and others in colorful, whimsical ways.
- Proceeds benefit student scholarships, the Bearcats Food Pantry and healthcare services for under served members of the community.

### COME AS YOUR ARE

- LB Joel Dublanko was UC's top special teams player in 2018, recording nine stops on kickoff and punt coverage.
- Dublanko recorded 27 stops on the season also seeing time at middle linebacker. He is a native of Aberdeen, Washington, a mere 2,416 miles from Cincinnati.

### FIND YOUR WAY BACK

- LB Perry Young has returned from a torn ACL suffered against Navy last year. Young earned First-Team All-AAC honors despite only playing eight games.
- One of the leaders of UC's defense, he had a season-high nine tackles twice, against Tulane and at Temple and also totaled 2.5 tackles for a loss and a 27-yard FR.

### STUCK IN THE MIDDLE WITH YOU

- LB Bryan Wright made the move to middle linebacker in 2018, making 13 starts and totaled 55 tackles, which ranked third on the squad. He previous played DE.
- In 2017, he made six starts, recording 15 tackles and 2.5 TFLs, before suffering a season-ending shoulder injury.
- Wright was a prep QB at Howard HS in Wilmington, Delaware and won a state championship in basketball.

### HOMEGROWN

- Since Head Coach Luke Fickell's arrival in Cincinnati in late 2016, the recruiting focus has shifted to the State of Cincinnati, a 50-mile radius around campus along with a 300-mile radius which covers Ohio and more.
- During Fickell's first spring in 2017, 11 scholarship players hailed from Ohio and entering the 2019 campaign, the number has jumped to 40 Ohio scholarship players.

### MEN WITHOUT HATS

- TE Bruno Labelle, a native of Quebec, Canada, had a dream of playing NCAA FBS football since he was young.
- Discovered by the Bearcats during a summer prospect camp, Labelle earned a scholarship offer and enrolled at UC in January 2016, going through spring ball.

### GET OFF MY LAWN

- OL Morgan James enters his final CFB season as a 29-year old, the graybeard of the Bearcats roster.
- James does not have the traditional background of a college football player. He did not play in high school and spent time after graduation playing hockey in the Southern Professional Hockey League.

- The big man was an enforcer on ice. His first exposure playing football came when he joined the Bearcats during training camp in the fall of 2015.

### FORMER BEARCATS ON STAFF

- QB coach Gino Guidugli and CB coach Mike Mickens are not the only former Bearcats on the coaching staff. OL coach Ron Crook had a previous stint at UC, while Pat Lambert (defensive GA) played for the Red & Black.

### MOVIN' ON UP

- Twelve former UC walk-ons have been awarded scholarships since Coach Fickell's arrival in late 2016.

**2016:** Garrett Campbell & Sheldon Doss

**2017:** Morgan James, Ryan Jones, Rashad Medaris, Ethan Tucky, Collin Widecan & Zach Wood

**2018:** Alex Heil, Joe Schröder & Nick Staderman

### SPINNING THE OLDIES

- Nippert Stadium, has been the Bearcats playing site since 1901 and the stadium underwent construction in 1915, making it one of the oldest active stadiums in the NCAA FBS. Penn's Franklin Field (1895) takes the honor as the oldest playing site and stadium in Division I.

#### OLDEST FBS STADIUMS

YEAR	STADIUM	TEAM
1913	Bobby Dodd	Georgia Tech
1914	Davis Wade	Mississippi State
1915	Nippert	Cincinnati
	Vaught-Hemmingway	Ole Miss
1917	Camp Randall	Wisconsin

#### OLDEST FBS PLAYING SITES

YEAR	SITE	TEAM
1901	Nippert Stadium	Cincinnati
1904	Kyle Field	Texas A&M
1905	Bobby Dodd Stadium	Georgia Tech
1914	Davis Wade Stadium	Mississippi State
1915	Vaught-Hemmingway	Ole Miss

### IF YOU BUILD IT, THEY WILL COME

- UC is bucking a nationwide enrollment trend, according to the National Student Clearinghouse Research Center.
- While college enrollment across the land is down, UC recently reported a fall 2019 semester headcount of 46,388 students, its seventh-consecutive increase.
- UC's overall enrollment, undergraduate (35,498) and first-year students (7,805) are all school-record marks.

#### YEAR ENROLLMENT

YEAR	ENROLLMENT
2019	46,388
2018	45,949
2017	44,783
2016	44,338
2015	44,251
2014	43,691
2013	42,656

### CHEER CINCINNATI

- UC serves as an economic powerhouse for the Queen City, with more than 15,000 employees, 45,000 students, 300,000 living alumni and countless Bearcats fans.
- Among the state's five counties in southwestern Ohio, UC generates a whopping \$3.3 billion annual impact.
- The campus community is also credited with an \$8.5 million annual impact thanks to volunteerism and community engagement.

## WHAT'S NEW ON GAMEDAYS IN 2019?

### A HOME TO COME TO

- The Bearcats have added over 2,500 new season ticket holders over the summer along with nearly 40% of the incoming freshmen class making ticket purchases.
- It marks the largest yearly ticket increase since the 2010 season, following UC's 12-1 campaign in 2009.
- Season sales are trending towards the third-best total in UC history, behind 2010 and 2015 (return to Nippert).

### MY SONGS KNOW WHAT YOU DID IN THE DARK

- Fans in their seats before kickoff of the UCF game took part in a pregame light show using their smartphones, thanks a partnership with CUE.
- In order to participate for future night games, fans should download the Cincinnati Bearcats app from their app store prior to heading to Nippert Stadium Friday.
- Using cutting-edge ultrasonic technology, UC and CUE pair every smartphone with the audio and video you hear and see immediately prior to kickoff. This service does not rely on WiFi, Bluetooth or cellular service.

### OUR HOUSE ... A VERY, VERY, VERY FINE HOUSE

- UC has added several new, exciting fan experience enhancements to game days at Nippert Stadium for the 2019 football season.
- Among are: additional tailgating options, sponsored social-gathering spaces, new concessions items, fans-first pricing concessions stand and a season-long DJ for in-game entertainment

### THE ARENA TAILGATE

- UC will open Fifth Third Arena four hours before kickoff to serve as an additional tailgating destination for fans.
- The Armory Bar will be operational with domestic and craft beers on tap and mixed drinks.
- Concessions will be available, and both the menu and drink offerings will be catered to the kickoff time.
- Admission is free and game tickets are NOT required to enjoy the tailgate. It closes 30 minutes before kickoff.
- On CFB Saturdays, the massive Jeff Wyler Vision videoboard will be dropped down and games from around the country will be played.
- In addition to the Armory Bar, there will be fun family activities such as pop-a-shot and cornhole.

### THE TRULY ROOFTOP

- Located at the Wyler Terrace, a new social space has been created on the rooftop patio deck on the fourth floor of the Nippert West Pavilion.
- Sponsored by the Boston Beer Company, the Truly Rooftop includes both the outdoor rooftop patio space and an interior lounge, features comfortable furniture, high-top tables, and multiple televisions. The outdoor patio includes lounge furniture, high-top tables overlooking the field, and heaters for cold weather games, as well as various fun entertainment activities.
- The \$76 ticket, an ode to Boston Beer's Sam '76, includes a premium buffet and two drink tickets. Soda and bottled water are included at no extra cost.

### THE COORS LIGHT CHILL ZONE

- Located just off Main Street on the plaza above the west side concessions stands, the new Coors Light Chill Zone will be a vibrant social gathering space in 2019.
- Sponsored by Coors Light, the Chill Zone will feature multiple bars, various high-top and regular tables, and a perfect view of the Lindner Family Vision videoboard.
- The Coors Light Chill Zone is open to all stadium fans.

### DJ ETRAYN

- Cincinnati's most prominent DJ, DJ ETrayn, will be in Nippert Stadium for all six games this season, adding to the atmosphere after contributing to the success of the 2018-19 season in Fifth Third Arena.

### FANS-FIRST PRICING

- The 2019 Nippert Stadium concessions layout is highlighted by the introduction of two dedicated Fans-First Pricing concession points of sale located at the Frisch's location on Victory Plaza on the east side of Nippert.

#### FANS FIRST PRICING

Chips.....	\$1
Popcorn.....	\$1
Hot Dog.....	\$2
Cotton Candy.....	\$2
12 oz soda.....	\$2
12 oz domestic beer .....	\$5
Brat/Mett.....	\$5

### NEW CONCESSIONS ITEMS

- The Nippert Stadium gameday concessions menu will expand in the 2019 season to include several new premium items, many of which were taste tested during the spring football event.
- Stadium View Café, located in the north end zone of Nippert Stadium, will showcase a variety of options throughout the season, to include cheesesteak dogs (hot dogs with cheese sauce), pretzel burgers (freshly grilled burgers on a pretzel bun), chicken twists (pretzel breaded chicken twists), and smoked pork BBQ (shredded pork over three-cheese mac & cheese).
- Additionally, crisp apple churros and popcorn loaded with Cheetos cheese will be available on the concourses.
- Local favorites such as City Barbecue, Donatos Pizza, Frisch's, and Skyline Chili headline the concessions options. The craft beer lineup features Braxton, Great Lakes, Madtree, Platform, Rhinegeist, and Taft's.

### GREAT LAKES BEER GARDEN

- For fans on the east concourse, the re-imagined Great Lakes Beer Garden will be located on Victory Plaza next to the Trabert-Talbert Tennis Center.
- The Great Lakes Beer Garden will begin the season serving some of their signature craft beers, such as Oktoberfest, Great Lakes IPA, Dortmund, and Burning River. There will also be high-top tables and cornhole for in-game entertainment.

### BEARCATS MUSIC FESTIVAL PRESENTED BY PEPSI

- Athletics will once again partner with Pepsi for a five-game pregame football concert series in the Gridiron Tailgate area. The Bearcats Music Festival, presented by Pepsi, Live at the Grid will start two hours before kickoff and end 30 minutes before kickoff. The stage will be located in the southwest corner of the Grid.

#### BEARCATS MUSIC FESTIVAL LINEUP

DATE	OPPONENT	BAND
08/29	UCLA	Brother Smith
09/14	Miami (OH)	Flight One
10/04	UCF	Floyd and the Walkmen
10/19	Tulsa	HiFi Honey
11/09	UConn	3 Piece Revival
11/23	Temple	DJ

### EXCLUSIVE FAN EXPERIENCES

- UC has created exclusive fan experiences, including, taking part in the pregame Catwalk to running out of the Nippert Stadium tunnel with the team to watching pregame warm-ups from the field. They can be purchased online at GoBearcats.com/tickets, starting at \$50.

### THE GRID

- The Grid is located on Campus Green and offers 100-plus tailgating plots to allow fans to bring their pregame parties to the heart of campus. The Grid opens six hours prior to gametime unless the game is kicking off at noon. For noon games, the Grid will open at 8 a.m.
- The Grid also includes concessions, the RallyCats Beer Tent and several local food trucks will be on hand for each game this season.

### BEARCATS FAN ZONE

- Join us at the Bearcats Fan Zone before every UC home football game. Fans of all ages can enjoy inflatable games, live entertainment, food & beverages for sale, cornhole, giveaways, the Kids' Club Coloring Contest and visits from the Bearcat. The Bearcats Fan Zone is available four hours before the game and concludes 30 minutes prior to kickoff.

### ROOFTOP TAILGATE

- UC football fans have an exciting opportunity for a traditional tailgate experience with gas grills and adult beverages permitted in the rooftop tailgating area atop University Avenue Garage.

### THE CATWALK

- Be sure to participate in a great UC tradition – the CATWALK, which occurs approximately two-and-a-half hours before game time. Join the Bearcats, UC cheerleaders and band to fire up the football team and coaches as they pass through the middle of the Grid on their pregame walk to Nippert Stadium.

### HONORING THE 2009 BEARCATS

- UC will honor one of its greatest teams, the 2009 Bearcats football squad, throughout the 2019 season.
- The 2009 Bearcats, who had a perfect 12-0 regular season, won the BIG EAST Conference Championship and played in the 2010 Allstate Sugar Bowl, will be inducted into the James P. Kelly Sr. UC Athletics Hall of Fame alongside the Voice of the Bearcats, Dan Hoard.
- The weekend of October 18-19, 2019 will feature the annual Legion of Excellence dinner on Friday and an in-game recognition during the football game against Tulsa on Saturday, Oct. 19 in Nippert Stadium. The team will be welcomed back to Cincinnati and former Head Coach Brian Kelly will attend the Saturday recognition.
- UC is created a dual bobblehead of the game-winning Tony Pike to Armon Binns 29-yard touchdown which capped a 45-44 come-from-behind win at Pitt on Dec. 5, 2009. The memento also includes an audio component which will play the radio and TV calls of the TD pass from the Voice of the Bearcats, Dan Hoard, and ESPN's Sean McDonough.
- Hoard enters his 20th season as the Voice of the Bearcats in 2019, handling the play-by-play duties for the football and men's basketball teams and hosting weekly radio and television programs. One of UC's greatest ambassadors, Hoard's voice and approachable manner have made him a legend among Bearcats fans, coaches, student-athletes and staff over the years.



**ADDRESS:** 2700 Bearcats Way, Cincinnati, Ohio 45221

**CONSTRUCTED:** 1915-1924 (Original); 1936 (renovation); 1954 (renovation); 2005 (renovation); 2015 (renovation)

**CAPACITY:** 40,000

Carson Field at Nippert Stadium has been the venerable home of the University of Cincinnati football team since 1901 and provides the Bearcats with one of the best home-field environments in college football.

The third-oldest NCAA FBS stadium entered a new era in 2015 following the completion of a 20-month, \$86-million, privately funded renovation and expansion project. The reopening of Nippert Stadium coincides with the 100th anniversary of the 1915 original construction of the facility.

UC has used the Nippert site as a playing field since 1901, making it the second-oldest playing site in the nation for college football behind Penn's Franklin Field (1895).

Among NCAA FBS schools, Nippert is the third-oldest stadium still in use, behind Bobby Dodd Stadium (Georgia Tech - 1913), Davis Wade Stadium (Mississippi State - 1914) and ahead of Ole Miss' Vaught-Hemingway Stadium (1915) and Wisconsin's Camp Randall Stadium (1917).

Through numerous renovations, the structure situated in the middle of the Clifton campus has retained its early-century brickwork, wrought-iron gates, and trim giving Nippert a comfortable old-time stadium charm and appeal, while remaining a classic showplace for college football.

Both east and west concourses were completely renovated and widened and fans will find new concession stands and restrooms throughout the stadium, including ADA accessible seating and facilities. Concession stands feature the usual stadium staples along with offerings from premium local vendors. Nearly 75 permanent point-of-sale concession locations are available on gamedays.

East-side patrons with seats in Herschede-Shank Pavilion will notice the skywalks connecting O'Varsity Way to the upper deck, allowing them to bypass the main concourse and have a quick and easy route to and from their seats. Electronic ribbon boards will be installed on the face of the press box and Herschede-Shank

Pavilion. These feature statistics, graphics, out-of-town scores and more.

All the seating benches are covered by red and silver Perma-Cap vinyl bleacher covers by Hussey Seating. The covering gives the bleachers a different look and includes a CPAW painted in the south end zone student section.

The most striking changes, however, sits five stories above the west concourse. At 105,000 square feet and 130 yards long, the five-story West Pavilion rises out of the stadium concourse in glass and angles which contain a host of new premium seating along with state-of-the-art press facilities.

The curvature of the facility matches that of Herschede-Shank Pavilion on the east side of the stadium and contains four levels; a press and operations level, suite level, scholarship club level, and patio suites mezzanine level.

UC went from having nearly no premium seating options to the addition of 1,100 scholarship club seats and 53 indoor and outdoor suites of varying sizes. A skywalk connects Tangeman University Center to the West Pavilion with premium area customers able to access the facility on gameday from the other side of campus.

In addition, three new lighting poles were installed along with new lights on existing poles and on the roof facing of the press box. The stadium lighting averages 165 footcandles, a vast improvement over the previous number.

The 2015 project was the latest in a series of enhancements that began in 1916 when construction began on a permanent brick-and-concrete stadium structure, which was completed, section-by-section, as funds were raised.

In 1936, the playing field was lowered 12 feet to allow spectator seating to increase to 24,000.

The Reed Shank Pavilion was added in 1954 to bring the capacity to 28,000. In 1991, the capacity was upped to 35,000 through extending the upper deck, now called the Herschede-Shank Pavilion.

In 2005, a permanent grandstand added new and improved seating and gameday locker rooms in the North end zone along with a new videoboard, doubling the previous display.

Artificial turf was first installed in 1970 and in 2000, the stadium became one of the first in the U.S. to utilize FieldTurf, a grass-like synthetic surface.

Prior to the 2013 season, UBU Sports' Speed Series S5-M synthetic turf system was installed as the playing surface at Nippert. The stadium's field orientation was shifted slightly north and west to even out the sideline areas and add a run-off area around the south end zone.

The stadium served as home for the Cincinnati Bengals, in 1968 and 1969, while their original permanent home at Riverfront Stadium was being constructed. It is currently the home field for FC Cincinnati, a professional soccer team in the United Soccer League.

The playing surface was widened and a new perimeter wall was constructed following the 2016 season, giving Nippert the ability to play host to international friendly matches on a FIFA regulation field.

Nippert has also served as a venue for concerts by Britney Spears, Michael Jackson, NSYNC, Janet Jackson, KT Tunstall, The North Mississippi All-Stars, The Roots, the Cincinnati Opera Company and many more.

Two US Presidents have spoken at the stadium. On Oct. 16, 1936, President Franklin Roosevelt, running for a second term, appeared at Nippert Stadium and spoke from an open car in the rain to a crowd estimated at 15,000 and on Nov. 2, 2008, President Barack Obama held a campaign rally at Nippert two days before the 2008 Presidential Election to an estimated 27,000 attendees.

USA Today named Nippert as the best home-field venue in the former BIG EAST Conference and ESPN's Scott Van Pelt cited Nippert as a "one of the gems of college football".



ARCH CARSON



JIMMY NIPPERT



#### WHAT'S IN A NAME?

- » During the season-ending clash with rival Miami (Ohio) in 1923, Jimmy Nippert sustained a spike wound injury and died a month later from blood poisoning. His grandfather, James N. Gamble of Procter and Gamble, provided the funds needed to complete the horseshoe-shaped structure, and the James Gamble Nippert Memorial Stadium was dedicated on Nov. 8, 1924.
- » The stadium's founder was Arch Carson, who as captain and principal organizer played a significant role in starting football on the UC campus in 1885. In 1901 as physical director of the university, Carson guided the construction of the field which was later named for him -- the playing surface is still called Carson Field.

#### TOP-10 CROWDS AT NIPPERT STADIUM

ATT	OPPONENT	DATE	RESULT
40,140	UConn	10/24/15	W, 37-13*
40,121	UCF	10/04/19	W, 27-24*
40,101	Miami (Fla.)	10/01/15	W, 34-23*
40,015	Houston	09/15/16	L, 40-16*
39,095	Alabama A&M	09/05/15	W, 52-10
38,112	Miami (OH)	09/24/16	W, 27-20
38,112	Temple	09/12/15	L, 34-26
38,032	UCLA	08/29/19	W, 24-14
36,318	Navy	11/03/17	W, 42-0
36,007	Purdue	08/31/13	W, 42-7*

\*-Sellouts



# 2019 CINCINNATI FOOTBALL

## ALPHABETICAL ROSTER

#	NAME	PDS.	HT.	WT.	CL.	EX.	HOMETOWN / HS / LAST SCHOOL
36	Will Adams ^ *	S	6-0	195	Fr.	RS	Cincinnati, Ohio/Mason
72	Jonathan Allen	OL	6-5	345	Fr.	HS	Dayton, Ohio/Dunbar
33	Blake Bacevich	J	6-4	235	Fr.	RS	Cincinnati, Ohio/St. Xavier
40	DeMarco Baker ^ *	LB	6-3	235	Fr.	RS	Cincinnati, Ohio/Woodward
91	Alex Bales ^	K	5-10	175	Fr.	HS	Westfield, Ind./Westfield
74	Blake Bammann ^ *	LS	6-2	232	Fr.	RS	Lexington, Ohio/Lexington
27	Darrian Beavers	LB	6-3	235	Jr.	TR	Cincinnati, Ohio/Colerain/Uconn
45	Tinashe Bere ^ *	LB	6-1	240	Gr.	TR	Cincinnati, Ohio/Sycamore/Duke
34	Kyle Bolden ^ *	LB	6-0	225	So.	SQ	Cincinnati, Ohio/Colerain
92	Curtis Brooks ^ *	DT	6-2	295	Jr.	2L	Danville, Va./George Washington
94	Chase Brown ^ *	DT	6-1	233	Fr.	RS	Cleveland, Ohio/NDCL
99	Marcus Brown ^ *	DT	6-2	302	Jr.	2L	Naples, Fla./Lely
50	Jackson Brusciannelli ^	LB	5-11	223	Fr.	HS	Woodridge, Ill./Montini Catholic
6	Ben Bryant ^ *	QB	6-3	218	Fr.	RS	La Grange, Ill./Lyons Township
7	Coby Bryant	CB	6-1	195	Jr.	2L	Cleveland, Ohio/Glenville
39	Bryce Burton ^	K	5-9	213	Fr.	HS	Cincinnati, Ohio/Princeton
9	Arquon Bush ^ *	CB	6-0	180	Fr.	RS	Euclid, Ohio/Euclid
60	Zach Bycznski ^ *	OL	6-4	308	Jr.	2L	Berea, Ohio/Berea-Midpark
86	Jack Campbell ^	TE	6-4	215	Fr.	HS	Bellbrook, Ohio/Bellbrook
13	Trent Cloud ^ *	WR	6-0	188	So.	1L	Cleveland, Ohio/Bedford
20	Bryan Cook	S	6-1	207	Jr.	TR	Cincinnati, Ohio/Mount Healthy/Howard
74	Jeremy Cooper ^ *	OL	6-4	322	Fr.	RS	Chicago, Ill./Mount Carmel
31	Sam Crosa ^ *	K	5-7	168	Gr.	TR	Columbus, Ohio/Dublin Scioto/W. Illinois
24	JJ Davis ^	RB	5-8	175	Fr.	HS	Cincinnati, Ohio/Colerain
83	Josiah Deguara ^ *	TE	6-3	240	Gr.	3L	Folsom, Calif./Folsom
29	Jacob Dingle	S	5-11	185	Fr.	HS	Louisville, Ky./Trinity
23	Gerrid Doaks ^ *	RB	6-0	230	Jr.	1L	Indianapolis, Ind./Lawrence Central
41	Joel Dublanko ^ *	LB	6-3	235	Jr.	2L	Aberdeen, Wash./IMG Academy
75	Chris Ferguson ^ *	OL	6-5	315	Gr.	1L	Nassau, Bahamas/Lake Nona
84	Wyatt Fischer ^ *	WR	6-0	202	Fr.	RS	Mount Drab, Ohio/Western Brown
5	Darrick Forrest	S	6-0	200	Jr.	2L	Columbus, Ohio/Walnut Ridge
12	Ahmad Gardner	CB	6-2	15	Fr.	HS	Detroit, Mich./Martin Luther King
4	Thomas Geddis	WR	6-2	185	Sr.	3L	Pompano Beach, Fla./Blanche Ely
85	Bray Ginyard	WR	6-1	190	Fr.	HS	Fayetteville, N.C./Trinity Christian
58	Darius Harper ^ *	OL	6-7	315	Jr.	SQ	Springfield, Ohio/Springfield/Miami (OH)
4	Justin Harris	CB	6-0	185	Fr.	HS	Huber Heights, Ohio/Wayne
7	Javan Hawes	WR	6-0	196	Jr.	2L	Atlanta, Ga./Sandy Creek
37	Steven Hawthorne	DE	6-4	227	Fr.	HS	Chicago, Ill./De La Salle Institute
54	Alex Heil ^ *	OL	6-2	275	Gr.	1L	Wickliffe, Ohio/Benedictine/Air Force
3	Ja'von Hicks	S	6-2	200	So.	1L	Cincinnati, Ohio/Colerain
17	Dorian Holloway	LB	6-3	215	Fr.	HS	Columbus, Ohio/Marion-Franklin
46	Grant Horvath ^	LB	6-0	215	Fr.	HS	Columbus, Ohio/Bishop Watterson
86	Angelo Howze ^ *	DE	6-1	248	So.	SQ	Fishers, Ind./Fishers
82	Wilson Huber ^ *	TE	6-5	246	So.	1L	Indianapolis, Ind./Franklin Central
55	James Hudson ^ *	OL	6-5	305	So.	TR	Toledo, Ohio/Central Catholic/Michigan
55	Zach Hummel	DE	6-2	275	Fr.	HS	Hilliard, Ohio/Hilliard Bradley
10	Brody Ingle	LB	6-0	222	Fr.	HS	Cincinnati, Ohio/La Salle
25	Tyler Inloes ^ *	P	5-10	218	Fr.	RS	Lebanon, Ohio/Lebanon
2	Jayshon Jackson	WR	5-10	175	So.	1L	Chicago, Ill./Simeon
78	Morgan James ^ *	OL	6-5	325	Gr.	3L	Highland, Mich./Lakeland
14	Cam Jefferies	CB	5-10	190	Gr.	1L	Painesville, Ohio/Riverside/Bowling Green
89	Bryant Johnson II ^	WR	6-3	188	Fr.	HS	Vandalia, Ohio/Butler
18	Cam Jones	QB	6-8	270	Fr.	HS	Knott County, Ky./Fredrick Douglass
97	Ryan Jones	K	5-10	195	Gr.	3L	Kissimmee, Fla./New Castle
98	Mychal Keys ^ *	DE	6-4	236	Fr.	RS	Columbus, Ohio/Marion-Franklin
31	Casey Kirk ^ *	CB	5-10	190	So.	SQ	Dublin, Ohio/Coffman
16	Aulden Knight ^	CB	5-9	165	Jr.	1L	Akron, Ohio/Copley/Hampton
30	Michael Kopaygorodsky ^ *	RB	6-0	215	So.	SQ	Mason, Ohio/Mason
19	Cole Kosco ^	QB	6-2	210	Fr.	HS	Poland, Ohio/Poland Seminary
87	Bruno Labelle ^ *	TE	6-4	250	Jr.	2L	Montreal, Quebec/Collège Montmorency
65	Cody Lamb ^ *	OL	6-4	295	So.	SQ	Miamisburg, Ohio/Miamisburg

#	NAME	PDS.	HT.	WT.	CL.	EX.	HOMETOWN / HS / LAST SCHOOL
47	Nate Lawler ^ *	LB	6-4	228	Fr.	RS	Dresden, Ohio/Tri-Valley
16	Michael Lindauer	QB	6-3	200	Fr.	HS	Evansville, Ind./Reitz Memorial
52	Daeshon Martin ^ *	DT	6-1	260	Fr.	RS	Akron, Ohio/Hoban
8	Malick Mbodj ^ *	WR	6-5	210	Jr.	2L	Atlanta, Ga./Arabia Mountain
10	Charles McClelland	RB	5-11	190	So.	1L	Homerville, Ga./Clinch County
77	Vincent McConnell ^ *	OL	6-5	300	So.	1L	Massillon, Ohio/Washington
26	Kyriq McDonald ^ *	S	6-0	202	So.	TR	Huntsville, Ala./James Clemens/Alabama
17	Rashad Medaris ^ *	WR	5-11	178	Sr.	2L	Indianapolis, Ind./Pike/W. Illinois
76	Marcelo Mendiola	OL	6-3	315	Fr.	HS	Chicago, Ill./Mount Carmel
51	Lorenz Metz ^ *	OL	6-9	330	Fr.	RS	Neuötting, Germany/Kirchdorf Wildcats
22	Ryan Montgomery	RB	5-10	200	Fr.	HS	Franklin, Ohio/Franklin
57	Ryan Mullaney ^	DE	6-1	235	Fr.	HS	Cincinnati, Ohio/Moeller
50	Dylan O'Quinn ^ *	OL	6-4	307	Fr.	RS	Toledo, Ohio/Lake
44	Mick Oakes ^ *	LB	6-4	230	Fr.	RS	Cincinnati, Ohio/Indian Hill
96	Cayson Pfeiffer ^	LS	6-0	215	Fr.	HS	Columbus, Ohio/Dublin Scioto
97	Eric Phillips	DT	6-3	302	Fr.	HS	Cincinnati, Ohio/Colerain
12	Alec Pierce	WR	6-3	212	So.	1L	Glen Ellyn, Ill./Glenbard West
43	Michael Pitts ^ *	J	6-4	248	Jr.	2L	Stone Mountain, Ga./Stephenson
93	Elijah Ponder ^ *	DT	6-3	275	Jr.	2L	Atlanta, Ga./South Cobb
23	RJ Potts ^ *	LB	6-2	233	So.	1L	Fishers, Ind./Fishers
15	Garyn Prater ^ *	WR	6-6	210	So.	TR	Cincinnati, Ohio/Wyoming/Ohio State
9	Desmond Ridder ^ *	QB	6-4	215	So.	1L	Louisville, Ky./St. Xavier
18	Josiah Robey ^ *	CB	5-10	180	So.	SQ	Franklin, Ky./Franklin-Simpson
52	Jakari Robinson ^ *	OL	6-0	300	So.	1L	Talladega, Ala./Munford
35	Ryan Royer ^ *	LB	5-11	218	So.	1L	Hilliard, Ohio/Davidson
54	Izaiah Ruffin	DE	6-6	248	Fr.	HS	Oak Park, Ill./Oak Park River Forest
21	Myjai Sanders	DE	6-5	258	So.	1L	Jacksonville, Fla./Camden County
95	Joe Schroer ^ *	DT	6-2	248	Sr.	1L	Cincinnati, Ohio/Elder/Ohio State
39	Jaquan Sheppard	S	6-2	199	Fr.	HS	Zephyrhills, Fla./Zephyrhills
1	Blue Smith ^ *	WR	6-5	210	Fr.	TR	Huber Hts. Ohio/Wayne/Ohio State
19	Cole Smith	K	5-11	190	So.	1L	Middletown, Ohio/Middletown
37	James Smith	P	6-5	227	Jr.	2L	Wangaratta, Australia/Galen College
10	Jake Sopko ^ *	QB	6-2	217	Jr.	1L	Avon, Ohio/Avon
89	Nick Staderman ^ *	DT	6-0	248	Jr.	1L	Cincinnati, Ohio/McNicholas
90	Jabari Taylor	DT	6-1	290	So.	1L	Akron, Ohio/Hoban
11	Leonard Taylor	TE	6-5	248	So.	1L	Springfield, Ohio/Springfield
32	Jlair Thomas ^	WR	6-4	185	Fr.	HS	Cincinnati, Ohio/Winton Woods
5	Tavion Thomas	RB	6-2	233	So.	1L	Dayton, Ohio/Dunbar
21	Tre Tucker	WR	5-9	167	Fr.	HS	Akron, Ohio/CVCA
19	Ethan Tucky ^ *	J	6-2	243	Jr.	1L	Delaware, Ohio/Hayes/Boston College
13	Ty Van Fossen ^ *	LB	6-2	220	Fr.	RS	Croton, Ohio/St. Francis De Sales
42	Malik Vann	DE	6-4	265	So.	1L	Cincinnati, Ohio/Fairfield
66	Ethan Voelker ^ *	OL	6-5	303	Fr.	RS	Cincinnati, Ohio/Taylor
15	Taj Ward ^ *	CB	6-0	190	Fr.	RS	Solon, Ohio/Solon
3	Michael Warren II	RB	5-11	222	Jr.	2L	Toledo, Ohio/Central Catholic
8	Jarell White	LB	5-10	212	Jr.	2L	Cincinnati, Ohio/La Salle
81	Josh Whyte ^ *	TE	6-6	232	Fr.	RS	Cincinnati, Ohio/La Salle
22	Collin Widecan ^ *	S	5-9	178	Jr.	1L	Cincinnati, Ohio/Mariemont
32	James Wiggins	S	6-0	205	Jr.	2L	Miami, Fla./South Dade
59	Zach Wood ^ *	LS	6-0	233	Gr.	1L	Williamsburg, Ohio/McNicholas/Marshall
71	Colin Woodside ^ *	OL	6-5	321	Fr.	RS	Lancaster, Ohio/Fairfield Union
11	Bryan Wright ^ *	LB	6-3	238	Gr.	3L	New Castle, Del./Jireh Prep
25	Cameron Young ^ *	RB	5-11	205	Jr.	SQ	Columbus, Ohio/Reynoldsburg
6	Perry Young	LB	5-11	220	Sr.	3L	Birmingham, Ala./Spain Park

^ - Walk-On; \* - Has utilized redshirt year.

## PRONUNCIATIONS

Blake Bacevich .....bay-suh-vich  
Tinashe Bere .....tuh-NAH-shee bu-ray  
Jackson Brusciannelli .....brew-sha-nell-ee  
Zach Bycznski .....buh-zin-skee  
Sam Crosa .....crow-suh  
Josiah Deguara .....duh-gwa-rah  
Joel Dublanko .....do-BLANK-o  
Darrick Forrest .....dare-ik

Ja'Von Hicks .....jay-von  
Javan Hawes .....jay-vin  
Michael Kopaygorodsky .....co-pay-guh-rod-ski  
Malick Mbodj .....mu-leek mõj  
Kyriq McDonald .....ky-reek  
Garyn Prater .....gare-in  
Jakari Robinson .....juh-car-ee  
Myjai Sanders .....my-jay

Joe Schroer .....shroer  
Jlair Thomas .....jy-air  
Malik Vann .....muh-leek  
Collin Widecan .....wi-DUH-can

# 2019 CINCINNATI FOOTBALL

## DEPTH CHART

OFFENSE						DEFENSE						SPECIAL TEAMS					
LT	75	Chris Ferguson	6-5	315	Gr.	DE	21	Myjai Sanders	6-5	258	So.	LS	59	Zach Wood	6-0	233	Gr.
	58	Darius Harper	6-7	315	Jr.		42	Malik Vann	6-4	265	So.		74	Blake Bammann	6-2	232	r-Fr.
LG	77	Vincent McConnell	6-5	300	So.	T	93	Elijah Ponder	6-3	275	Jr.	H	37	James Smith	6-5	227	Jr.
	76	Marcelo Mendiola	6-3	315	Fr.		92	Curtis Brooks	6-2	295	Jr.		10	Jake Sopko	6-2	217	Jr.
	-or-	65	Cody Lamb	6-4	295		So.	52	Daeshon Martin	6-1	260		r-Fr.				
C	52	Jakari Robinson	6-0	300	So.	N	90	Jabari Taylor	6-1	290	So.	PK	31	Sam Crosa	5-7	168	Gr.
	60	Zach Bycznski	6-4	308	Jr.		99	Marcus Brown	6-2	302	Jr.		19	Cole Smith	5-11	190	So.
											-or-	97	Ryan Jones	5-10	195	Gr.	
RG	78	Morgan James	6-5	325	Gr.	JACK	43	Michael Pitts	6-4	248	Jr.	KO	97	Ryan Jones	5-10	195	Gr.
	54	Alex Heil	6-2	275	Gr.		19	Ethan Tucky	6-2	243	Jr.		19	Cole Smith	5-11	190	So.
							37	Steven Hawthorne	6-4	227	Fr.						
RT	51	Lorenz Metz	6-9	330	r-Fr.	WLB	6	Perry Young	5-11	220	Sr.	P	37	James Smith	6-5	227	Jr.
	50	Dylan O'Quinn	6-4	307	r-Fr.		23	RJ Potts	6-2	233	So.		25	Tyler Inloes	5-10	218	r-Fr.
							13	Ty Van Fossen	6-2	220	r-Fr.						
TE	83	Josiah Deguara	6-3	240	Gr.	-or-	10	Brody Ingle	6-0	222	Fr.	KR	21	Tre Tucker	5-9	167	Fr.
	87	Bruno Labelle	6-4	250	Jr.					-or-	22		Ryan Montgomery	5-10	200	Fr.	
	81	Josh Whyle	6-6	232	r-Fr.												
-or-	82	Wilson Huber	6-5	246	So.	MLB	11	Bryan Wright	6-3	238	Gr.	PR	22	Ryan Montgomery	5-10	200	Fr.
-or-	11	Leonard Taylor	6-5	248	So.		41	Joel Dublanko	6-3	235	Jr.		-or-	16	Aulden Knight	5-9	165
WR	12	Alec Pierce	6-3	212	So.	SLB	27	Darrian Beavers	6-3	235	Jr.						
	4	Thomas Geddis	6-2	185	Sr.		8	Jarell White	5-10	212	Jr.						
							23	RJ Potts	6-2	233	So.						
WR	13	Trent Cloud	6-0	188	So.	CB	7	Coby Bryant	6-1	195	Jr.						
	8	Malick Mbodj	6-5	210	Jr.		12	Ahmad Gardner	6-2	185	Fr.						
	84	Wyatt Fischer	6-0	202	r-Fr.												
WR	17	Rashad Medaris	5-11	178	Sr.	S	5	Darrick Forrest	6-0	200	Jr.						
	2	Jayshon Jackson	5-10	175	So.		29	Jacob Dingle	5-11	185	Fr.						
	21	Tre Tucker	5-9	167	Fr.												
QB	9	Desmond Ridder	6-4	215	So.	S	3	Ja'von Hicks	6-2	200	So.						
	6	Ben Bryant	6-3	218	r-Fr.		15	Taj Ward	6-0	190	r-Fr.						
	10	Jake Sopko	6-2	217	Jr.												
					CB	14	Cam Jefferies	5-10	190	Gr.							
						9	Arquon Bush	6-0	180	r-Fr.							
						4	Justin Harris	6-0	185	Fr.							
RB	3	Michael Warren II	5-11	222	Jr.												
	23	Gerrid Doaks	6-0	230	Jr.												
	22	Ryan Montgomery	5-10	200	Fr.												

## NUMERICAL ROSTER

1 Blue Smith	WR	13 Ty Van Fossen	LB	27 Darrian Beavers	LB	50 Dylan O'Quinn	OL	83 Josiah Deguara	TE
2 Jayshon Jackson	WR	14 Cam Jefferies	CB	29 Jacob Dingle	S	51 Lorenz Metz	OL	84 Wyatt Fischer	WR
3 Ja'von Hicks	S	15 Garyn Prater	WR	30 Michael Kopaygorodsky	RB	52 Daeshon Martin	DT	85 Bray Ginyard	WR
3 Michael Warren II	RB	15 Taj Ward	CB	31 Sam Crosa	K	52 Jakari Robinson	OL	86 Jack Campbell	TE
4 Thomas Geddis	WR	16 Aulden Knight	CB	31 Casey Kirk	CB	54 Alex Heil	OL	86 Angelo Howze	DE
4 Justin Harris	CB	16 Michael Lindauer	QB	32 Jaiir Thomas	WR	54 Izaiah Ruffin	DE	87 Bruno Labelle	TE
5 Darrick Forrest	S	17 Dorian Holloway	LB	32 James Wiggins	S	55 James Hudson	OL	89 Bryant Johnson II	WR
5 Tavion Thomas	RB	17 Rashad Medaris	WR	33 Blake Bacevich	J	55 Zach Hummel	DE	89 Nick Staderman	DT
6 Ben Bryant	QB	18 Cam Jones	QB	34 Kyle Bolden	LB	57 Ryan Mullaney	DE	90 Jabari Taylor	DT
6 Perry Young	LB	18 Josiah Robey	CB	35 Ryan Royer	LB	58 Darius Harper	OL	91 Alex Bales	K
7 Coby Bryant	CB	19 Cole Kosco	QB	36 Will Adams	S	59 Zach Wood	LS	92 Curtis Brooks	DT
7 Javan Hawes	WR	19 Cole Smith	K	37 Steven Hawthorne	DE	60 Zach Bycznski	OL	93 Elijah Ponder	DT
8 Malick Mbodj	WR	19 Ethan Tucky	J	37 James Smith	P	65 Cody Lamb	OL	94 Chase Brown	DT
8 Jarell White	LB	20 Bryan Cook	S	39 Bryce Burton	K	66 Ethan Voelker	OL	95 Joe Schroer	DT
9 Arquon Bush	CB	21 Myjai Sanders	DE	39 Jaquan Sheppard	S	71 Colin Woodside	OL	96 Cayson Pfeiffer	LS
9 Desmond Ridder	QB	21 Tre Tucker	WR	40 DeMarco Baker	LB	72 Jonathan Allen	OL	97 Ryan Jones	K
10 Brody Ingle	LB	22 Ryan Montgomery	RB	41 Joel Dublanko	LB	74 Blake Bammann	LS	97 Eric Phillips	DT
10 Charles McClelland	RB	22 Collin Widecan	S	42 Malik Vann	DE	74 Jeremy Cooper	OL	98 Mychal Keys	DE
10 Jake Sopko	QB	23 Gerrid Doaks	RB	43 Michael Pitts	J	75 Chris Ferguson	OL	99 Marcus Brown	DT
11 Leonard Taylor	TE	23 RJ Potts	LB	44 Mick Oakes	LB	76 Marcelo Mendiola	OL		
11 Bryan Wright	LB	24 JJ Davis	RB	45 Tinashe Bere	LB	77 Vincent McConnell	OL		
12 Ahmad Gardner	CB	25 Tyler Inloes	P	46 Grant Horvath	LB	78 Morgan James	OL		
12 Alec Pierce	WR	25 Cameron Young	RB	47 Nate Lawler	LB	81 Josh Whyte	TE		
13 Trent Cloud	WR	26 Kyriq McDonald	S	50 Jackson Bruscanelli	LB	82 Wilson Huber	TE		



# 2019 CINCINNATI FOOTBALL

## SQUAD BREAKDOWN

STARTERS RETURNING	
OFFENSE (8)	
OL	Morgan James, 6-5, 320, Sr.-3L, Highland, Mich. (13 starts in 2108)
OL	Chris Ferguson, 6-5, 308, Sr.-2L, Nassau, Bahamas (12 starts in 2108)
OL	Jakari Robinson, 6-2, 295, So.-1L, Talladega, Ala. (7 starts in 2108)
TE	Josiah Deguara, 6-3, 240, Sr.-3L, Folsom, Calif. (13 starts in 2108)
WR	Rashad Medaris, 5-11, 177, Sr.-2L, Indianapolis, Ind. (11 starts in 2108)
WR	Thomas Geddis, 6-2, 185, Sr.-3L, Pompano Beach, Fla. (10 starts in 2108)
QB	Desmond Ridder, 6-4, 212, So.-1L, Louisville, Ky. (12 starts in 2108)
RB	Michael Warren II, 5-11, 218, Jr.-2L, Toledo, Ohio (12 starts in 2108)
DEFENSE (7)	
J	Michael Pitts, 6-4, 255, Jr.-2L, Stone Mountain, Ga. (13 starts in 2108)
LB	Bryan Wright, 6-3, 240, Sr.-3L, New Castle, Del. (13 starts in 2108)
LB	Perry Young, 5-11, 220, Sr.-3L, Birmingham, Ala. (8 starts in 2108)
CB	Cam Jefferies, 5-10, 190, Sr.-1L, Painesville, Ohio (9 starts in 2108)
CB	Coby Bryant, 6-1, 195, Jr.-2L, Cleveland, Ohio (12 starts in 2108)
S	Darrick Forrest, 6-0, 200, Jr.-2L, Columbus, Ohio (12 starts in 2108)
S	James Wiggins, 6-0, 202, Jr.-2L, Miami, Fla. (13 starts in 2108)
SPECIAL TEAMS (3)	
K	Cole Smith, One Letter, Middletown, Ohio (12 appearances in 2018)
P	James Smith, Two Letters, Wangaratta, Australia (Ray Guy Award Finalist)
LS	Zach Woods, One Letter, Cincinnati, Ohio (12 appearances in 2018)
STARTERS LOST	
OFFENSE (4)	
OL	Dino Boyd, One Letter, Newark, N.J. (13 starts in 2018)
OL	Kyle Trout, Two Letters, Lancaster, Ohio (12 starts in 2018)
OL	Garrett Campbell, Four Letters, Cincinnati, Ohio (7 starts in 2018)
WR	Kahlil Lewis, Four Letters, Miami, Fla. (13 starts in 2018)
DEFENSE (4)	
DE	Kimoni Fitz, Four Letters, Ringgold, Va. (13 starts in 2018)
DT	Cortez Broughton, Four Letters, Warner Robins, Ga. (13 starts in 2018)
DT	Marquise Copeland, Four Letters, Cleveland, Ohio (13 starts in 2018)
LB	Malik Clements, Four Letters, Danville, Va. (12 starts in 2018)
SPECIAL TEAMS (0)	
INCOMING TRANSFERS	
LB	Darrian Beavers, 6-3, 243, Jr., Cincinnati, Ohio (UConn)
S	Bryan Cook, 6-1, 203, Jr., Cincinnati, Ohio (Howard)
K	Sam Crosa, 5-7, 169, Sr., Columbus, Ohio (Western Illinois) *
OL	James Hudson, 6-5, 300, So., Toledo, Ohio (Michigan)
S	Kyriq McDonald, 5-11, 200, So., Madison, Ala. (Alabama)
WR	Garyn Prater, 6-4, 210, So., Cincinnati, Ohio (Ohio State)
WR	Blue Smith, 6-4, 220, r-Fr., Huber Hts., Ohio (Ohio State)
2018 TRANSFERS ELIGIBLE IN 2019	
LB	Tinashe Bere, 6-1, 235, Sr., Cincinnati, Ohio (Duke) *

\* - Graduate Transfer

RETURNING STATISTICAL LEADERS	
RUSHING	
Michael Warren II, RB	244 carries, 1,329 yards, 19 TD (career 298/1,653/20)
Gerrid Oaks, RB	87 carries, 513 yards, 2 TD (2017)
Desmond Ridder, QB	149 carries, 583 yards, 5 TD
PASSING	
Desmond Ridder, QB	194-of-311, 2,445 yards, 20 TD, 5 INT
RECEIVING	
Josiah Deguara, TE	38 receptions, 468 yards, 5 TD (career 53/613/5)
Rashad Medaris, WR	26 receptions, 472 yards, 3 TD (career 32/533/3)
Michael Warren II, RB	25 receptions, 232 yards, 1 TD
Jayshon Jackson, WR	23 receptions, 278 yards, 2 TD
Thomas Geddis, WR	20 receptions, 228 yards, 1 TD (career 56/755/5)
SPECIAL TEAMS	
Ryan Jones, K	57.6 yard per kickoff, 30 touchbacks
Cole Smith, K	5-12 FGA, 54-56 PAT, 89 points
James Smith, P	59 punts, 46.6 yards per punt, 20 FC, 25 i20, 16 50+
TACKLES	
Jarell White, LB	58 tackles, 7.0 TFL, 1 INT (career 104 tackles, 9.5 TFL)
Bryan Wright, LB	55 tackles, 8.5 TFL, 5.0 SCK (career 98 tackles, 15.0 TFL)
james Wiggins, S	54 tackles, 4 INT, 5 PBU, 1 FF
Darrick Forrest, S	49 tackles, 1 INT, 2 PBU
Perry Young, LB	45 tackles, 2.5 TFL, 1 FR (career 188 tackles, 13.0 TFL)
Michael Pitts, DE	34 tackles, 7.5 TFL, 4.0 SCK

LETTERWINNERS RETURNING (52)	
OFFENSE (24) - Zach Bycznski, Trent Cloud, Josiah Deguara, Gerrid Oaks, Chris Ferguson, Thomas Geddis, Javan Hawes, Alex Heil, Wilson Huber, Jayshon Jackson, Morgan James, Aulden Knight, Bruno Labelle, Malick Mbodj, Charles McClelland, Vincent McConnell, Rashad Medaris, Alec Pierce, Desmond Ridder, Jakari Robinson, Jake Sopko, Leonard Taylor, Tavion Thomas, Michael Warren II	
DEFENSE (24) - Curtis Brooks, Marcus Brown, Coby Bryant, Arquon Bush, Joel Dublanko, Darrick Forrest, Noah Hamlin, Ja'Von Hicks, Cam Jefferies, TJ Johnson, Kevin Mouhon, Michael Pitts, Elijah Ponder, RJ Potts, Myjai Sanders, Nick Staderman, Jabari Taylor, Ethan Tucky, Malik Vann, Jarell White, Collin Widecan, James Wiggins, Bryan Wright, Perry Young	
SPECIAL TEAMS (4) - Ryan Jones, Cole Smith, James Smith, Zach Wood	

LETTERWINNERS LOST (20)	
OFFENSE (12) - Doug Bates, Taylor Boose, Dino Boyd, Garrett Campbell, Mason Garrison, Kahlil Lewis, Keith Minor, Hayden Moore, Braxton Neal, Jerron Rollins, Kyle Trout, Blake Yager	
DEFENSE (8) - Christian Angulo, Cortez Broughton, Malik Clements, Marquise Copeland, Kimoni Fitz, Tyrell Gilbert, Marquis Smith, Ty Sponseller	
SPECIAL TEAMS (0)	

## 2019 CINCINNATI FOOTBALL

### SQUAD BREAKDOWN

#### BY CLASS

**GRADUATE STUDENTS (11)** - Tinashe Bere, Sam Crosa, Josiah Deguara, Chris Ferguson, Alex Heil, Morgan James, Cam Jefferies, Ryan Jones, Kevin Mouhon, Zach Wood, Bryan Wright

**SENIORS (4)** - Thomas Geddis, Rashad Medaris, Joe Schroer, Perry Young

**JUNIORS (25)** - Darrian Beavers, Curtis Brooks, Marcus Brown, Coby Bryant, Zach Bycznski, Bryan Cook, Gerrid Doaks, Joel Dublanko, Darrick Forrest, Darius Harper, Javan Hawes, TJ Johnson, Aulden Knight, Bruno Labelle, Malick Mbodj, Michael Pitts, Elijah Ponder, James Smith, Jake Sopko, Nick Staderman, Ethan Tucky, Michael Warren II, Jarell White, Collin Widecan, James Wiggins

**SOPHOMORES (26)** - Kyle Bolden, Trent Cloud, Noah Hamlin, Ja'von Hicks, Angelo Howze, Wilson Huber, Jayshon Jackson, Casey Kirk, Michael Kopaygorodsky, Cody Lamb, Charles McClelland, Vincent McConnell, Kyriq McDonald, Alec Pierce, RJ Potts, Garyn Prater, Desmond Ridder, Josiah Robey, Jakari Robinson, Ryan Royer, Myjai Sanders, Cole Smith, Jabari Taylor, Leonard Taylor, Tavion Thomas, Malik Vann

**REDSHIRT FRESHMEN (25)** - Will Adams, Blake Bacevich, DeMarco Baker, Blake Bammann, Chase Brown, Ben Bryant, Arquon Bush, Jeremy Cooper, Wyatt Fischer, James Hudson, Tyler Inloes, Mychal Keys, Nate Lawler, Daeshon Martin, Lorenz Metz, Dylan O'Quinn, Mick Oakes, Yanez Rogers, Blue Smith, Jake Tewart, Ty Van Fossen, Ethan Voelker, Taj Ward, Josh Whyte, Colin Woodside

**FRESHMEN (30)** - Jonathan Allen, Alex Bales, Jackson Bruscianelli, Bryce Burton, Jack Campbell, JJ Davis, Jacob Dingle, Zach Early, Ahmad Gardner, Bray Ginyard, Justin Harris, Steven Hawthorne, Dorian Holloway, Grant Horvath, Zach Hummel, Brody Ingle, Bryant Johnson II, Cam Jones, Cole Kosco, Michael Lindauer, Marcelo Mendiola, Ryan Montgomery, Ryan Mullaney, Cayson Pfeiffer, Eric Phillips, Izaiah Ruffin, Jaquan Sheppard, Jiair Thomas, Kyle Trischler, Tre Tucker

#### BY POSITION

##### OFFENSE

**OFFENSIVE LINE (17)** - Jonathan Allen, Zach Bycznski, Jeremy Cooper, Zach Early, Chris Ferguson, Darius Harper, Alex Heil, James Hudson, Morgan James, Cody Lamb, Vincent McConnell, Marcelo Mendiola, Lorenz Metz, Dylan O'Quinn, Jakari Robinson, Ethan Voelker, Colin Woodside

**QUARTERBACK (6)** - Ben Bryant, Cam Jones, Cole Kosco, Michael Lindauer, Desmond Ridder, Jake Sopko

**RUNNING BACK (9)** - JJ Davis, Gerrid Doaks, Casey Kirk, Michael Kopaygorodsky, Charles McClelland, Ryan Montgomery, Tavion Thomas, Michael Warren II, Cameron Young

**TIGHT END (5)** - Josiah Deguara, Wilson Huber, Bruno Labelle, Leonard Taylor, Josh Whyte

**WIDE RECEIVER (17)** - Trent Cloud, Wyatt Fischer, Thomas Geddis, Bray Ginyard, Javan Hawes, Jayshon Jackson, Bryant Johnson II, Aulden Knight, Malick Mbodj, Rashad Medaris, Alec Pierce, Garyn Prater, Yanez Rogers, Blue Smith, Jiair Thomas, Kyle Trischler, Tre Tucker

##### DEFENSE

**CORNERBACK (10)** - Coby Bryant, Arquon Bush, Ahmad Gardner, Noah Hamlin, Justin Harris, Cam Jefferies, TJ Johnson, Josiah Robey, Jake Tewart, Taj Ward

**DEFENSIVE END (11)** - Jack Campbell, Steven Hawthorne, Angelo Howze, Zach Hummel, Mychal Keys, Kevin Mouhon, Ryan Mullaney, Eric Phillips, Izaiah Ruffin, Myjai Sanders, Malik Vann

**DEFENSIVE TACKLE (8)** - Curtis Brooks, Chase Brown, Marcus Brown, Daeshon Martin, Elijah Ponder, Joe Schroer, Nick Staderman, Jabari Taylor

**JACK END (3)** - Blake Bacevich, Michael Pitts, Ethan Tucky

**LINEBACKER (17)** - DeMarco Baker, Darrian Beavers, Tinashe Bere, Kyle Bolden, Jackson Bruscianelli, Joel Dublanko, Dorian Holloway, Grant Horvath, Brody Ingle, Nate Lawler, Mick Oakes, RJ Potts, Ryan Royer, Ty Van Fossen, Jarell White, Bryan Wright, Perry Young

**SAFETY (9)** - Will Adams, Bryan Cook, Jacob Dingle, Darrick Forrest, Ja'von Hicks, Kyriq McDonald, Jaquan Sheppard, Collin Widecan, James Wiggins

##### SPECIAL TEAMS

**KICKER (5)** - Alex Bales, Bryce Burton, Sam Crosa, Ryan Jones, Cole Smith

**LONG SNAPPER (3)** - Blake Bammann, Cayson Pfeiffer, Zach Wood

**PUNTER (2)** - Tyler Inloes, James Smith

#### BY CITY/STATE

**CINCINNATI (26)** - Will Adams (Mason), Blake Bacevich (St. Xavier), DeMarco Baker (Woodward), Darrian Beavers (Colerain), Tinashe Bere (Sycamore), Kyle Bolden (Colerain), Bryce Burton (Princeton), Bryan Cook (Mount Healthy), JJ Davis (Colerain), Ja'Von Hicks (Colerain), Brody Ingle (La Salle), Tyler Inloes (Lebanon), Michael Kopaygarodsky (Mason), Ryan Mullaney (Moeller), Mick Oakes (Indian Hill), Eric Phillips (Colerain), Garyn Prater (Wyoming), Joe Schroer (Elder), Nick Staderman (McNicholas), Jake Tewart (Lebanon), Jiair Thomas (Winton Woods), Malik Vann (Farifield), Ethan Voelker (Taylor), Jarell White (La Salle), Josh Whyte (La Salle), Collin Widecan (Mariemont),

**OHIO (48)** - Jonathan Allen (Dayton), Blake Bammann (Lexington), Chase Brown (Cleveland), Coby Bryant (Cleveland), Arquon Bush (Euclid), Zach Bycznski (Berea), Jack Campbell (Columbus), Trent Cloud (Cleveland), Sam Crosa (Columbus), Zach Early (Perry), Wyatt Fischer (Mt. Orab), Darrick Forrest (Columbus), Darius Harper (Springfield), Alex Heil (Wickliffe), Justin Harris (Huber Heights), Dorian Holloway (Columbus), Grant Horvath (Columbus), James Hudson (Toledo), Zach Hummel (Hilliard), Cam Jefferies (Painesville), Bryant Johnson II (Vandalia), TJ Johnson (Cleveland), Mychal Keys (Columbus), Casey Kirk (Dublin), Aulden Knight (Akron), Cole Kosco (Poland), Cody Lamb (Miamisburg), Nate Lawler (Dresden), Daeshon Martin (Akron), Vincent McConnell (Massillon), Ryan Montgomery (Franklin), Dylan O'Quinn (Toledo), Cayson Pfeiffer (Columbus), Ryan Royer (Hilliard), Blue Smith (Huber Heights), Cole Smith (Middletown), Jake Sopko (Avon), Jabari Taylor (Akron), Leonard Taylor (Springfield), Tavion Thomas (Dayton), Tre Tucker (Cuyahoga Falls), Ethan Tucky (Delaware), Ty Van Fossen (Columbus), Taj Ward (Solon), Michael Warren II (Toledo), Zach Wood (Williamsburg), Colin Woodside (Lancaster), Cameron Young (Reynoldsburg)

**ILLINOIS (8)** - Jackson Bruscianelli (Woodridge), Ben Bryant (La Grange), Jeremy Cooper (Chicago), Steven Hawthorne (Chicago), Jayshon Jackson (Chicago), Marcelo Mendiola (Chicago), Alec Pierce (Glen Ellyn), Izaiah Ruffin (Oak Park)

**FLORIDA (7)** - Marcus Brown (Naples), Thomas Geddis (Pompano Beach), Ryan Jones (Kissimmee), Yanez Rogers (Pompano Beach), Myjai Sanders (Jacksonville), Jaquan Sheppard (Zephyrhills), James Wiggins (Miami)

**GEORGIA (6)** - Javan Hawes (Atlanta), Malick Mbodj (Atlanta), Charles McClelland (Du Pont), Kevin Mouhon (Norcross), Michael Pitts (Stone Mountain), Elijah Ponder (Atlanta)

**INDIANA (6)** - Alex Bales (Westfield), Gerrid Doaks (Indianapolis), Angelo Howze (Fishers), Michael Lindauer (Evansville), Rashad Medaris (Indianapolis), RJ Potts (Fishers),

**KENTUCKY (4)** - Jacob Dingle (Louisville), Cam Jones (Lexington), Desmond Ridder (Louisville), Josiah Robey (Franklin)

**ALABAMA (2)** - Kyriq McDonald (Madison), Jakari Robinson (Talladega)

**MICHIGAN (2)** - Ahmad Gardner (Detroit), Morgan James (Highland)

**CALIFORNIA (1)** - Josiah Deguara (Folsom)

**DELAWARE (1)** - Bryan Wright (New Castle)

**NORTH CAROLINA (1)** - Bray Ginyard (Fayetteville)

**PENNSYLVANIA (1)** - Noah Hamlin (Clairton)

**VIRGINIA (1)** - Curtis Brooks (Danville)

**WASHINGTON (1)** - Joel Dublanko (Aberdeen)

#### BY COUNTRY

**AUSTRALIA** - James Smith (Wangaratta)

**BAHAMAS** - Chris Ferguson (Nassau)

**CANADA** - Bruno Labelle (Laval, Quebec)

**GERMANY** - Lorenz Metz (Neuötting)

## HEAD COACH LUKE FICKELL

THIRD YEAR • OHIO STATE '97

The University of Cincinnati football team opened a new era in December 2016 with the hiring of Ohio native Luke Fickell, the Bearcats 42nd football head coach.

The 20-year veteran of the FBS coaching ranks took the reins of the UC program after spending 16 years at his alma mater, Ohio State. His impressive resume includes being on the staff of two national championship winning teams, seeing 14 of his players selected in the NFL Draft, and coordinating outstanding defenses over 12 seasons as a co-coordinator or defensive coordinator.

Entering his third season at UC, Fickell led one of the more remarkable turnarounds in school history in 2018, rebounding from a 4-8 inaugural campaign with the third 11-win season in school history and a win in the Military Bowl. The 2018 American Athletic Conference Coach of the Year, Fickell was a semifinalist for the George Munger Award and was tabbed for the watch lists for the Dodd Trophy and Paul "Bear" Bryant Coach the Year awards.

Establishing his T.E.A.M. culture on the Clifton Hts. campus, standing for Together Everyone Achieves More, UC has emerged as one of the teams to watch in the American, especially on defense where the 2018 Bearcats led the league in rushing defense, scoring defense and total defense and ranked among the Top-15 in the NCAA FBS in all three categories.

Fickell was hired on Dec. 10, 2016 and has been a tireless advocate for the UC program, speaking at numerous events and schools to continue to build the Bearcats brand inside the State of Cincinnati, the 50-mile radius surrounding campus.

An excellent recruiter with strong Ohio, Midwest and Florida relationships, a national presence and a discerning eye for talent, Fickell has put together back-to-back-to-back impactful recruiting classes at Cincinnati. He was named the American Football Coaches Association assistant coach of the year in 2010 and he was named a "top recruiter" in 2012 by both Rivals and ESPN.

The former standout football player, college graduate, NFL player, husband and father is most-noticed as a developer of talent.

His NFL Draft selections include first-round picks A.J. Hawk, Bobby Carpenter, Ryan Shazier and Darron Lee, NFL standout James Laurinaitis, along with Joshua Perry, Anthony Schlegel, Larry Grant, Marcus Freeman, Austin Spitler, Ross Homan and Brian Rolle and most recently UC players Cortez Broughton and Korey Cunningham.

No stranger to championship-level football, Fickell was a part of nine Big Ten Conference titles (seven as a coach, two as a player), two national championship squads and 15 postseason games, including two College Football Playoff appearances.

From 2005-2016, Fickell-coached defenses at Ohio State ranked among the NCAA FBS Top-40 in yards-per-play allowed, averaging a ranking of No. 17 and earning its highest rank of No. 3 in 2016.

## FICKELL'S HEAD COACHING RECORD

YEAR	SCHOOL	OVERALL	CONFERENCE
2011	Ohio State	6-7	3-5 Big Ten (4th)
2017	Cincinnati	4-8	2-6 American East (4th)
2018	Cincinnati	11-2	6-2 American East (3rd)
2019	Cincinnati	6-1	3-0
<b>TOTALS</b>	<b>FOUR SEASONS</b>	<b>27-18 (.600)</b>	<b>14-13 (.518)</b>



Fickell's coaching career began at Ohio State. After spending a year on the injured reserve list with the New Orleans Saints, he was hired in 1999 as a graduate assistant at OSU by his college coach, John Cooper.

Fickell's first full-time coaching position came in 2000 under Lee Owens at Akron, spending two years as defensive line coach. Jim Tressel brought him to Ohio State as special teams coordinator in 2002 and he also worked with the defensive front on the BCA National Championship squad. He was named linebackers coach in 2004, and added co-defensive coordinator duties to his resume in 2005.

In May of 2011 he was asked to take over an Ohio State program staggered by the loss of its head coach, the unexpected departure of a star quarterback and on the cusp of NCAA penalties, and against stacked odds, he led the Buckeyes to a bowl game. Prior to his appointment to serve as head coach, he had been promoted to assistant head coach in March 2011.


He returned to his role as defensive coordinator and linebackers coach in 2012. Over five seasons, coaching under UC alumnus Urban Meyer, Fickell's defensive units were a big reason the Buckeyes went 61-5 and won the 2014 College Football Playoff National Championship.

Fickell was one of the founders of the 2nd & 7 Foundation in 1999 with teammates Ryan Miller and Mike Vrabel. The foundation promotes reading by providing free books and positive role models to kids in need while encouraging young athletes of the community to pay it forward.

A native of Columbus, Ohio, Fickell is a graduate of DeSales High School, where he was a three-time, undefeated state wrestling champion.

Fickell played for the Buckeyes from 1992-96, redshirting the first year and then starting the next four seasons at nose guard. He started a then school-record 50 consecutive games between 1993 and 1996.

He graduated from Ohio State in 1997 with a degree in exercise science. Fickell and his wife Amy have six children: Landon, Luca, twin sons Aydon and Ashton, and twin sons Laykon and Lucian.



## PERSONAL INFORMATION

**Born:** August 18, 1973  
**Hometown:** Columbus, Ohio  
**Wife:** Amy  
**Children:** Landon, Luca, Aydon, Ashton, Laykon, Lucian  
**Education:** Ohio State (1997, B.S.)  
**Year in Coaching:** 20th

## PLAYING CAREER

YEAR	TEAM
1992-96	Ohio State (Nose Guard)

## BOWLS PLAYED IN

YEAR	SCHOOL	BOWL
1993	Ohio State	Holiday
1994	Ohio State	Citrus
1995	Ohio State	Citrus
1996	Ohio State	Rose

## COACHING CAREER

YEAR	SCHOOL	POSITION
1999	Ohio State	Graduate Assistant
2000-01	Akron	Defensive Line
2002-03	Ohio State	Special Teams Coordinator
2004	Ohio State	Linebackers
2005-11	Ohio State	Co-Defensive Coord./Linebackers
2011	Ohio State	Head Coach
2012-16	Ohio State	Defensive Coord./Linebackers
2017-	Cincinnati	Head Coach

## BOWLS COACHED IN

YEAR	SCHOOL	BOWL
2002	Ohio State	Fiesta
2003	Ohio State	Fiesta
2004	Ohio State	Alamo
2005	Ohio State	Fiesta
2006	Ohio State	BCS National Championship
2007	Ohio State	BCS National Championship
2008	Ohio State	Fiesta
2009	Ohio State	Rose
2010	Ohio State	Sugar
2011	Ohio State	Gator
2013	Ohio State	Orange
2014	Ohio State	CFP: Sugar (Semi)/NCG
2015	Ohio State	Fiesta
2016	Ohio State	CFP: Fiesta (Semi)
2018	Cincinnati	Military





## MIKE DENBROCK

GAMEDAY LOCATION: FIELD

OFFENSIVE COORDINATOR/TE • THIRD YEAR • GRAND VALLEY STATE '87

A veteran of 30-plus years in the coaching profession, Mike Denbrock enters his third season at Cincinnati. He has worked as both an offensive and defensive coordinator and coached every position on the offensive side of the ball. Denbrock's UC offense broke a 48-year old school record in 2018 with 3,113 rushing yards and only the third 11-win season in program history. Most recently, he was at Notre Dame from 2010-16 in a variety of roles. Before his time at Notre Dame, Denbrock spent time at Indiana State, Stanford, Grand Valley State, Michigan State and with the AFL's Buffalo Destroyers. Denbrock was a tight end at GVSU from 1982-85, earning a bachelor's degree in communications in 1987. Denbrock and his wife, Dianne, have a son, Chance.



## BRIAN MASON

GAMEDAY LOCATION: FIELD

SPECIAL TEAMS COORDINATOR/SNIPERS • THIRD YEAR • DENISON '09

Brian Mason enters his third year at Cincinnati and second on the coaching staff as the special teams coordinator and snipers coach. Punter James Smith was finalist for the Ray Guy Award in 2018 and also earned spots on two All-America squads. UC led the American Conference and finished second in the NCAA FBS in net punting. Mason spent the 2017 season as the Bearcats' director of recruiting. Prior to joining the UC staff, Mason spent eight years coaching at Ohio State, Purdue, Kent State and Bluffton. During his time with the Bearcats recruiting operation, Mason led a team which enabled UC to sign a pair of highly-rated recruiting classes ranked at the top of the American Athletic Conference. Mason and his wife Rachel were married in 2108.



## RON CROOK

GAMEDAY LOCATION: FIELD

OFFENSIVE LINE • THIRD YEAR • WEST LIBERTY STATE '91

Ron Crook, an almost 30-year veteran of the coaching ranks, enters the third season coaching UC's offensive line. Crook's line helped pave the way towards breaking a 48-year old school record in 2018 with 3,113 rushing yards, UC's first 1,000-yard rusher since 2012 in Michael Warren II and only the third 11-win season in program history. He has mentored offensive linemen from coast-to-coast, with stops at West Virginia, Stanford, Harvard, Illinois, West Liberty State, Glenville State, Clarion and West Virginia Tech. One of his first jobs was as a graduate assistant working with the offensive line at UC in 1993. Crook earned his bachelor's degree in physical education from West Liberty State in 1991. Crook and his wife, Stacy, have three children — Andrew, Cian and Kenley.




## MIKE MICKENS

GAMEDAY LOCATION: FIELD

CORNERBACKS • SECOND YEAR • CINCINNATI '11

Former University of Cincinnati standout cornerback Mike Mickens joined the football staff in 2018 as the cornerbacks coach. Mickens was a key part of the defensive staff which mentored a group who led the American Athletic Conference in total defense, scoring defense and rushing defense in 2018, finishing no. 9 in the FBS in scoring defense. The two-time, All-America cornerback returned to his alma mater after four years coaching corners at Bowling Green. Mickens also had coaching stints at Idaho and Indiana State. He started his coaching career at UC in 2011. The Dayton, Ohio native was a Playboy and FWAA All-American in 2008 and is UC's career leader in interceptions (14) and interception return yards (296). Mickens and his wife Jessica have a daughter, Millie.



## JON TENUTA

GAMEDAY LOCATION: PRESS BOX

SAFETIES • THIRD YEAR • VIRGINIA '82

In his third season coaching the safeties at UC and with close to 40 seasons in collegiate coaching, Jon Tenuta has a wealth of FBS experience, including serving as the defensive coordinator at various FBS stops: Kansas State, Ohio State, North Carolina, Georgia Tech, Notre Dame and Virginia. UC's 2018 defense led the American Athletic Conference in total defense, scoring defense and rushing defense in 2018 and finished no. 9 in the FBS in scoring defense. Tenuta also was at Marshall and SMU as the defensive coordinator during the 1980s and has been a defensive coordinator in 19 of his 37 seasons as a collegiate coach. Tenuta and his wife, Dori, have three sons — Zach, Matt and Luke.



## CHAD WILT

DEFENSIVE LINE • FIRST YEAR • TAYLOR '00

A nearly 20-year veteran of the coaching ranks, Chad Wilt joined UC in 2019 after a three-year stint at Army West Point. Wilt's time at Army was impactful as the Black Knights went 29-10 with three wins over arch-rival Navy, three bowl wins and a pair of Commander in Chief's Trophy as the nation's top FB service academy. Prior to Army, Wilt spent time at Maryland (2014-15), Ball State (2011-13), Richmond (2010), Virginia (2009, 2004-05), Liberty (2006-08) and Central Connecticut State (2001-03). Wilt earned his bachelor's degree in sports management from Taylor University and a master's degree from Virginia. The native of Carlisle, Pa., was a two-time NAIA All-American at defensive end Taylor University in Upland, Ind. Wilt and his wife, Megan, have two sons, Cooper and Maddox.



## BRADY COLLINS

DIRECTOR/FB SPORTS PERFORMANCE • THIRD YEAR • OTTERBEIN '09

Collins enters his third season at UC, overseeing a modern and comprehensive performance program which helps the Bearcats maximize their athletic potential with the latest techniques in sports performance. Collins came to UC after spending the two seasons at Ohio State as a football strength coach. A 2009 graduate of Otterbein, Collins went south after graduation to become a volunteer strength coach at Kentucky and intern for the Cincinnati Bengals. He became a graduate assistant coach at Kentucky in 2010 and a year later was named an assistant strength coach. In 2013, he accepted an assistant strength and conditioning position at Mississippi State before he was hired at Ohio State in 2015. Collins and his wife, Allie, are the parents of a daughter, Kaylee and a son, Crew.



## MARCUS FREEMAN

GAMEDAY LOCATION: FIELD

DEFENSIVE COORDINATOR/LINEBACKERS • THIRD YEAR • OHIO STATE '07

Marcus Freeman enters his third season heading up the Bearcats defensive unit. The Black Cats led the American Athletic Conference in total defense, scoring defense and rushing defense in 2018, finishing no. 9 in the FBS in scoring defense. Freeman joined the UC staff after a four-year stint at Purdue where he coached linebackers and served as the Boilermakers co-defensive coordinator in 2015. Freeman started his coaching career as a graduate assistant coach at his alma mater, Ohio State, in 2010 before going to Kent State in 2011-12 to coach linebackers. A four-year letterwinner for the Buckeyes, Freeman spent time with the Chicago Bears, Buffalo Bills and Houston Texans. Freeman has a daughter, Bria, and he and his wife, Joanna, have six children, Vinny, Siena, Gino, Nico, Capri and Rocco.



## MIKE BROWN

GAMEDAY LOCATION: FIELD

WIDE RECEIVERS • FIRST YEAR • LIBERTY '11

Wide receivers coach Mike Brown joined the Bearcats football staff in 2019. Brown was a two-time All-America selection at Liberty at wide receiver and quarterback and played three years in the NFL before starting a coaching career. He spent the 2018 season at Liberty, his alma mater, coaching the running backs. He had previous coaching stints at Delaware and Michigan. Brown played three seasons for the Jacksonville Jaguars (2012-14), including a 32-catch, 448-yard, two-TD season in 2013. Brown helped Liberty win three Big South Conference titles (2008, 2009, and 2010) and he was named the Big South Player of the Year in 2009 and 2010. The Charlottesville, Virginia, native earned a finance degree from Liberty with a minor in coaching. Brown and his wife Dymond live in Cincinnati.



## GINO GUIDUGLI

GAMEDAY LOCATION: PRESS BOX

QUARTERBACKS • THIRD YEAR • CINCINNATI '05

Former University of Cincinnati standout quarterback Gino Guidugli joined the Bearcats football staff in February 2017. He has been instrumental in the development of QB Desmond Ridder, the 2018 American Athletic Conference Rookie of the Year. Guidugli, a member of UC's James P. Kelly Sr. Athletics Hall of Fame and a charter member of Nippert Stadium's Ring of Honor, returned to his alma mater after spending six seasons at Central Michigan. Prior to joining the coaching ranks, Guidugli played professionally in the Arena and Canadian Football Leagues. He still holds 10 school records, including the career marks for passing yards (11,453) and TD passes (78). Guidugli earned his bachelor's degree in business marketing from Cincinnati in 2005. He and his wife, Michelle, have two sons, Ryland and Ezra.



## DOUG PHILLIPS

GAMEDAY LOCATION: FIELD

RUNNING BACKS • THIRD YEAR • TOLEDO '91

Doug Phillips is in his third season at UC and second coaching a talented running backs unit. He spent the 2016 campaign coaching tight ends and special teams. Phillips mentored a group who helped UC break a 48-year old school record in 2018 with 3,113 rushing yards. Michael Warren II was the Bearcats first 1,000-yard rusher since 2012 and MVP of the Military Bowl. Phillips came to UC in 2017 after spending the 2016 season at Iowa State as the director of player personnel. He has 25 years of football coaching experience, including 10 seasons at the NCAA FBS and FCS level with stints at Bowling Green, Ohio State and Youngstown State. He worked and coached for 15 years at the high school level, including nine as a head coach.

## SUPPORT STAFF



MAX BULLOUGH  
GRAD ASSIST - DEFENSE



DANNY FOLINO  
SPORTS PERFORMANCE



MICHELE GALVIN  
SPORTS MEDICINE



ZACH HIGGINS  
SPORTS PERFORMANCE



AARON HIMMLER  
ASST. ADJ. MEDICAL SVCS.



COLIN HITSCHLER  
SR. DEFENSIVE ANALYST



ALEX HUETTEL  
GRAD ASSIST - OFFENSE



DALVIN JONES  
DIRECTOR, FB EQUIPMENT



PAT LAMBERT  
GRAD ASSIST - DEFENSE



MITCH MAROTTI  
OPERATIONS ASSISTANT



LOGAN MEYER  
ON-CAMPUS RECRUITING



SHERRY MURRAY  
ASSOCIATE TO THE HC



ADAM NIEMEYER  
DIRECTOR, FB VIDEO



NIA ROBINSON  
RECRUITING



AUSTIN SCHAFFER  
DIRECTOR, SCOUTING



GREG SCRUGGS  
DIRECTOR, PLAYER DEV.



KELSEY SHARKEY  
DIRECTOR, NEW MEDIA



JOSH SINAGOGA  
QUALITY CONTROL - GPF



DEVIN SPALDING  
GRAD ASSIST - OFFENSE



KEINGSHIN TOYOTA  
SPORTS MEDICINE



DUSTIN TRIPP  
SPORTS PERFORMANCE



DEANDRE WARD  
SPORTS PERFORMANCE



JOHN WIDECAN  
ASSOC. ADJ. OPERATIONS

2019 CINCINNATI FOOTBALL

2019 STATISTICS

OVERALL: 6-1			AMERICAN: 3-0			HOME: 4-0			AWAY: 2-1			NEUTRAL: 0-0		
DATE	OPPONENT		SCORE			OVERALL			CONFERENCE			TIME		ATTEND
Aug. 29	UCLA		W	24-14		1-0-0			0-0-0			3:18		38,032
Sept. 7	@ 5 Ohio State			0-42	L	1-1-0			0-0-0			3:04		104,089
Sept. 14	MIAMI (OH)		W	35-13		2-1-0			0-0-0			3:22		35526
Sept. 28	@ Marshall		W	52-14		3-1-0			0-0-0			2:56		32192
Oct. 4	18/19 UCF *		W	27-24		4-1-0			1-0-0			3:36		40121
Oct. 12	@ Houston *		W	38-23		5-1-0			2-0-0			3:17		25716
Oct. 19	TULSA *		W	24-13		6-1-0			3-0-0			3:23		33209
Nov. 2	@ ECU *													
Nov. 9	UCONN *													
Nov. 16	@ USF *													
Nov. 23	TEMPLE *													
Nov. 29	@ Memphis *													

TEAM STATISTICS	CINCINNATI	OPPONENT
SCORING	200	143
Points Per Game	28.6	20.4
Points Off Turnovers	59	34
FIRST DOWNS	141	139
Rushing	68	57
Passing	61	58
Penalty	12	24
RUSHING YARDAGE	1214	971
Yards gained rushing	1382	1172
Yards lost rushing	168	201
Rushing Attempts	298	273
Average Per Rush	4.1	3.6
Average Per Game	173.4	138.7
TDs Rushing	10	9
PASSING YARDAGE	1473	1442
Comp-Att-Int	109-182-5	107-220-11
Average Per Pass	8.1	6.6
Average Per Catch	13.5	13.5
Average Per Game	210.4	206.0
TDs Passing	14	8
TOTAL OFFENSE	2687	2413
Total Plays	480	493
Average Per Play	5.6	4.9
Average Per Game	383.9	344.7
KICK RETURNS: #-Yards	15-331	26-473
PUNT RETURNS: #-Yards	16-146	13-60
INT RETURNS: #-Yards	11-133	5-137
KICK RETURN AVERAGE	22.1	18.2
PUNT RETURN AVERAGE	9.1	4.6
INT RETURN AVERAGE	12.1	27.4
FUMBLES-LOST	7-5	15-8
PENALTIES-Yards	70-579	50-410
Average Per Game	82.7	58.6
PUNTS-Yards	37-1588	38-1647
Average Per Punt	42.9	43.3
Net punt average	40.8	38.4
KICKOFFS-Yards	39-2293	32-1890
Average Per Kick	58.8	59.1
Net kick average	41.5	37.8
TIME OF POSSESSION/Game	32:31	27:29
3RD-DOWN Conversions	38/100	42/106
3rd-Down Pct	38%	40%
4TH-DOWN Conversions	6/9	3/8
4th-Down Pct	67%	38%
SACKS BY-Yards	19-129	17-116
MISC YARDS	0	6
TOUCHDOWNS SCORED	26	17
FIELD GOALS-ATTEMPTS	6-10	8-8
ON-SIDE KICKS	0-0	0-0
RED-ZONE SCORES	(21-31) 68%	(18-25) 72%
RED-ZONE TOUCHDOWNS	(18-31) 58%	(11-25) 44%
PAT-ATTEMPTS	(26-26) 100%	(15-15) 100%
ATTENDANCE	146888	161997
Games/Avg Per Game	4/36722	3/53999

SCORE BY QUARTERS	1st	2nd	3rd	4th		Total
Cincinnati	45	48	62	45	-	200
Opponents	23	55	27	38	-	143

RUSHING	NAME	GP	Att	Gain	Loss	Net	Avg	TD	Long	Avg/G
	WARREN, Michael	7	114	526	28	498	4.4	4	73	71.1
	DOAKS, Gerrid	5	41	215	1	214	5.2	2	27	42.8
	RIDDER, Desmond	7	72	314	112	202	2.8	1	23	28.9
	THOMAS, Tavion	4	40	200	10	190	4.8	1	38	47.5
	MONTGOMERY, Ryan	7	10	55	1	54	5.4	0	26	7.7
	BRYANT, Ben	4	6	37	1	36	6.0	0	21	9.0
	KOPAYGARODSKY, Mike	6	5	20	1	19	3.8	1	12	3.2
	TUCKER, Tre	7	2	12	0	12	6.0	0	9	1.7
	DEGUARA, Josiah	7	0	2	0	2	0.0	1	0	0.3
	MEDARIS, Rashad	7	1	1	0	1	1.0	0	1	0.1
	TOTAL	7	298	1382	168	1214	4.1	10	73	173.4
	OPPONENTS	7	273	1172	201	971	3.6	9	60	138.7

PASSING	NAME	G	Effic	Cmp-Att-Int	Pct	Yds	TD	Lng	Avg/G
	RIDDER, Desmond	7	148.41	106-175-5	60.6	1399	14	75	199.9
	BRYANT, Ben	4	131.66	3-7-0	42.9	74	0	56	18.5
	TOTAL	7	147.76	109-182-5	59.9	1473	14	75	210.4
	OPPONENTS	7	105.69	107-220-11	48.6	1442	8	75	206.0

RECEIVING	NAME	G	No.	Yds	Avg	TD	Long	Avg/G
	DEGUARA, Josiah	7	21	293	14.0	4	27	41.9
	PIERCE, Alec	7	20	410	20.5	2	52	58.6
	MEDARIS, Rashad	7	16	248	15.5	2	75	35.4
	WARREN, Michael	7	14	107	7.6	2	23	15.3
	JACKSON, Jayshon	7	11	99	9.0	0	17	14.1
	GEDDIS, Thomas	7	6	95	15.8	1	51	13.6
	CLOUD, Trent	7	6	27	4.5	1	10	3.9
	MBODJ, Malick	3	4	36	9.0	0	12	12.0
	TUCKER, Tre	7	3	72	24.0	0	56	10.3
	TAYLOR, Leonard	7	2	13	6.5	0	7	1.9
	LABELLE, Bruno	7	2	9	4.5	1	5	1.3
	DOAKS, Gerrid	5	1	28	28.0	1	28	5.6
	WHYLE, Josh	6	1	19	19.0	0	19	3.2
	SMITH, Blue	2	1	11	11.0	0	11	5.5
	THOMAS, Tavion	4	1	6	6.0	0	6	1.5
	TOTAL	7	109	1473	13.5	14	75	210.4
	OPPONENTS	7	107	1442	13.5	8	75	206.0



## 2019 CINCINNATI FOOTBALL

## 2018 STATISTICS

**OVERALL: 6-1**

**AMERICAN: 3-0**

**HOME: 4-C**

**AWAY: 2-**

**NEUTRAL: 0-0**

## SCORING

Name	TD	FGs	Kick	Rush	Rcv	Pass	DXP	Saf	Points
CRUSA, Sam	0	5-9	26-26	0-0	0	0-0	0	0	41
WARREN, Michael	6	0-0	0-0	0-0	0	0-0	0	0	36
DEGUARA, Josiah	5	0-0	0-0	0-0	0	0-0	0	0	30
DOAKS, Gerrid	3	0-0	0-0	0-0	0	0-0	0	0	18
PIERCE, Alec	2	0-0	0-0	0-0	0	0-0	0	0	12
MEDARIS, Rashad	2	0-0	0-0	0-0	0	0-0	0	0	12
RIDDER, Desmond	1	0-0	0-0	0-0	0	0-0	0	0	6
KOPAYGARODSKY, M.	1	0-0	0-0	0-0	0	0-0	0	0	6
CLOUD, Trent	1	0-0	0-0	0-0	0	0-0	0	0	6
THOMAS, Tavion	1	0-0	0-0	0-0	0	0-0	0	0	6
LABELLE, Bruno	1	0-0	0-0	0-0	0	0-0	0	0	6
YOUNG, Perry	1	0-0	0-0	0-0	0	0-0	0	0	6
GEDDIS, Thomas	1	0-0	0-0	0-0	0	0-0	0	0	6
GARDNER, Ahmad	1	0-0	0-0	0-0	0	0-0	0	0	6
SMITH, Cole	0	1-1	0-0	0-0	0	0-0	0	0	3
TOTAL	26	6-10	26-26	0-0	0	0-0	0	0	200
OPPONENTS	17	8-8	15-15	0-0	1	1-2	0	0	143

## FIELD GOALS

NAME	M-A	PCT	01-19	20-29	30-39	40-49	50+	LG	BLK
CROSA, Sam	5-9	55.6	0-0	1-1	3-7	1-1	0-0	44	3
SMITH, Cole	1-1	100.0	0-0	0-0	0-0	0-0	1-1	50	0

## PUNTING

NAME	NO.	YDS	AVG	LONG	TB	FC	I20	50+	BLKD
SMITH, James	37	1588	42.9	59	1	17	14	7	0
TOTAL	37	1588	42.9	59	1	17	14	7	0
OPPONENTS	38	1647	43.3	72	2	10	9	9	1

## KICKOFFS

NAME	NO.	YDS	AVG	TB	QB	RETN	NET	YDLN
JONES, Ryan	39	2293	58.8	8	0			
TOTAL	39	2293	58.8	8	0	18.2	41.5	23
OPPONENTS	32	1890	59.1	14	2	22.1	37.8	27

## INTERCEPTIONS

NAME	NO.	YDS	AVG	TD	LONG
HICKS, Ja'Von	4	37	9.2	0	22
YOUNG, Perry	2	2	1.0	1	2
BRYANT, Coby	1	0	0.0	0	0
FORREST, Darrick	1	16	16.0	0	16
JEFFERIES, Cam	1	57	57.0	0	57
WHITE, Jarell	1	5	5.0	0	5
GARDNER, Ahmad	1	16	16.0	1	16
<b>TOTAL</b>	<b>11</b>	<b>133</b>	<b>12.1</b>	<b>2</b>	<b>57</b>
<b>OPPONENTS</b>	<b>5</b>	<b>137</b>	<b>27.4</b>	<b>0</b>	<b>66</b>

## PUNT RETURNS

NAME	NO.	YDS	AVG	TD	LONG
MONTGOMERY, Ryan	14	154	11.0	0	25
TUCKER, Tre	1	2	2.0	0	2
FISCHER, Wyatt	1	-10	-10.0	0	0
<b>TOTAL</b>	<b>16</b>	<b>146</b>	<b>9.1</b>	<b>0</b>	<b>25</b>
<b>OPPONENTS</b>	<b>13</b>	<b>60</b>	<b>4.6</b>	<b>0</b>	<b>11</b>

## KICK RETURNS

NAME	NO.	YDS	AVG	TD	LONG
TUCKER, Tre	14	318	22.7	0	42
KOPAYGARODSKY, M.	1	13	13.0	0	13
<b>TOTAL</b>	<b>15</b>	<b>331</b>	<b>22.1</b>	<b>0</b>	<b>42</b>
<b>OPPONENTS</b>	<b>26</b>	<b>473</b>	<b>18.2</b>	<b>0</b>	<b>45</b>

## FUMBLE RETURNS

NAME	NO.	YDS	AVG	TD	LONG
HICKS, Ja'Von	1	0	0.0	0	0
<b>TOTAL</b>	<b>1</b>	<b>0</b>	<b>0.0</b>	<b>0</b>	<b>0</b>
<b>OPPONENTS</b>	<b>0</b>	<b>0</b>	<b>0.0</b>	<b>0</b>	<b>0</b>

**TOTAL OFFENSE**

Name	G	Plays	Rush	Pass	Total	Avg/G
RIDDER, Desmond	7	247	202	1399	1601	228.7
WARREN, Michael	7	114	498	0	498	71.1
DOAKS, Gerrid	5	41	214	0	214	42.8
THOMAS, Tavion	4	40	190	0	190	47.5
BRYANT, Ben	4	13	36	74	110	27.5
MONTGOMERY, Ryan	7	10	54	0	54	7.7
KOPAYGARODSKY, Mike	6	5	19	0	19	3.2
TUCKER, Tre	7	2	12	0	12	1.7
DEGUARA, Josiah	7	0	2	0	2	0.3
MEDARIS, Rashad	7	1	1	0	1	0.1
<b>TOTAL</b>	<b>7</b>	<b>480</b>	<b>1214</b>	<b>1473</b>	<b>2687</b>	<b>383.9</b>
<b>OPPONENTS</b>	<b>7</b>	<b>493</b>	<b>971</b>	<b>1442</b>	<b>2413</b>	<b>344.7</b>

## ALL PURPOSE

Name	G	Rush	Rec	PR	KOR	IR	Tot	Avg/G
WARREN, Michael	7	498	107	0	0	0	805	86.4
PIERCE, Alec	7	0	410	0	0	0	410	58.6
TUCKER, Tre	7	12	72	2	318	0	404	57.7
DEGUARA, Josiah	7	2	293	0	0	0	295	42.1
MEDARIS, Rashad	7	1	248	0	0	0	249	35.6
DOAKS, Gerrid	5	214	28	0	0	0	242	48.4
MONTGOMERY, Ryan	7	54	0	154	0	0	208	29.7
RIDDER, Desmond	7	202	0	0	0	0	202	28.9
THOMAS, Tavion	4	190	6	0	0	0	196	49.0
JACKSON, Jayshon	7	0	99	0	0	0	99	14.1
GEDDIS, Thomas	7	0	95	0	0	0	95	13.6
JEFFERIES, Cam	7	0	0	0	0	57	57	8.1
HICKS, Ja'Von	7	0	0	0	0	37	37	5.3
MBODJ, Malick	3	0	36	0	0	0	36	12.0
BRYANT, Ben	4	36	0	0	0	0	36	9.0
KOPAYGARODSKY, Mike	6	19	0	0	13	0	32	5.3
CLOUD, Trent	7	0	27	0	0	0	27	3.9
WHYLE, Josh	6	0	19	0	0	0	19	3.2
FORREST, Darrick	7	0	0	0	0	16	16	2.3
GARDNER, Ahmad	7	0	0	0	0	16	16	2.3
TAYLOR, Leonard	7	0	13	0	0	0	13	1.9
SMITH, Blue	2	0	11	0	0	0	11	5.5
LABELLE, Bruno	7	0	9	0	0	0	9	1.3
WHITE, Jarell	7	0	0	0	0	5	5	0.7
YOUNG, Perry	7	0	0	0	0	2	2	0.3
FISCHER, Wyatt	7	0	0	-10	0	0	-10	-1.4
TOTAL	7	1214	1473	146	331	133	3297	471.0
OPPONENTS	7	971	1442	60	473	137	3083	440.4

2019 CINCINNATI FOOTBALL

2019 STATISTICS

OVERALL: 6-1	AMERICAN: 3-0	HOME: 4-0	AWAY: 2-1	NEUTRAL: 0-0
--------------	---------------	-----------	-----------	--------------

DEFENSE

			TACKLES				SACKS		PASS DEF			FUMBLES		BLKD	
#	NAME	GP-GS	SOLO	AST	TOT	TFL/YDS	NO-YDS	INT-YDS	BRUP	QBH	RCV-YDS	FF	KICK	SAF	
5	FORREST, Darrick	7-7	32	29	61	1.5-1	.	1-16	2	.	.	.	.	.	
11	WRIGHT, Bryan	7-7	16	24	40	4.5-27	2.0-17	.	3	4	1-0	1	.	.	
6	YOUNG, Perry	7-7	16	23	39	2.5-7	.	2-2	1	4	.	.	.	.	
8W	WHITE, Jarell	7-0	20	16	36	3.5-6	1.0-4	1-5	1	1	.	3	.	.	
7B	BRYANT, Coby	7-7	18	11	29	0.5-1	.	1-0	4	1	.	.	.	.	
42	VANN, Malik	7-0	12	11	23	3.0-15	2.5-14	.	1	3	.	.	.	.	
10	TUCKY, Ethan	7-0	11	12	23	5.0-19	1.0-10	.	.	2	.	.	1	.	
3H	HICKS, Ja'Von	7-7	13	10	23	.	.	4-37	1	.	3-0	1	.	.	
43	PITTS, Michael	7-5	10	12	22	7.5-41	4.5-36	.	1	2	1-0	.	.	.	
21	SANDERS, Myjai	7-7	10	11	21	4.5-27	2.5-18	.	1	6	1-0	1	.	.	
93	PONDER, Elijah	7-7	7	12	19	5.0-17	2.5-11	.	.	6	.	.	.	.	
41	DUBLANKO, Joel	7-0	5	13	18	1.5-3	.	.	.	.	.	1	.	.	
99	BROWN, Marcus	7-0	7	10	17	4.5-17	2.0-11	.	.	1	1-0	1	.	.	
14	JEFFERIES, Cam	7-7	11	5	16	.	.	1-57	3	.	.	.	.	.	
27	BEAVERS, Darrian	7-7	8	8	16	.	.	.	.	1	.	.	.	.	
92	BROOKS, Curtis	7-0	5	10	15	2.5-4	.	.	2	4	1-0	.	.	.	
9B	BUSH, Arquon	4-2	7	6	13	.	.	.	4	.	.	1	.	.	
15	WARD, Taj	7-0	8	3	11	.	.	.	.	.	.	.	.	.	
90	TAYLOR, Jabari	7-7	2	6	8	.	.	.	.	.	.	.	.	.	
16	GARDNER, Ahmad	7-0	7	1	8	.	.	1-16	3	.	.	.	.	.	
2P	POTTS, RJ	6-0	3	4	7	.	.	.	.	1	.	.	.	.	
29	DINGLE, Jacob	5-0	2	5	7	.	.	.	.	.	.	.	.	.	
82	HUBER, Wilson	7-1	.	5	5	.	.	.	.	.	.	.	.	.	
4H	HARRIS, Justin	7-0	3	2	5	.	.	.	1	.	.	.	.	.	
39	SHEPPARD, Jaquan	3-0	2	2	4	.	.	.	.	.	.	.	.	.	
12	PIERCE, Alec	7-6	2	1	3	.	.	.	.	.	.	.	.	.	
1B	INGLE, Brody	6-0	1	2	3	.	.	.	.	.	.	.	.	.	
2T	TUCKER, Tre	7-0	2	1	3	.	.	.	.	.	.	.	.	.	
17	MEDARIS, Rashad	7-4	2	.	2	.	.	.	.	.	.	.	.	.	
95	SCHROER, Joe	1-0	.	2	2	.	.	.	.	.	.	.	.	.	
13	CLOUD, Trent	7-4	2	.	2	.	.	.	.	.	.	.	.	.	
40	BAKER, DeMarco	7-0	.	1	1	.	.	.	.	.	.	.	.	.	
1V	VAN FOSSEN, Ty	6-0	.	1	1	.	.	.	.	.	.	.	.	.	
77	McConnell, Vincent	7-3	1	.	1	.	.	.	.	.	.	.	.	.	
59	WOOD, Zach	7-0	.	1	1	.	.	.	.	.	.	.	.	.	
48	MOUHON, Kevin	2-0	1	.	1	.	.	.	.	1	.	.	.	.	
26	MCDONALD, Kyriq	2-0	1	.	1	.	.	.	.	.	.	.	.	.	
58	HARPER, Darius	7-2	1	.	1	.	.	.	.	.	.	.	.	.	
83	DEGUARA, Josiah	7-7	1	.	1	.	.	.	.	.	.	.	.	.	
TOTAL		7-0	249	260	509	46-185	19-129	11-133	28	37	8-0	9	1	.	
OPPONENTS		7-0	241	312	553	42.0-171	17-116	5-137	19	15	5-0	5	3	.	

SPECIAL TEAMS TACKLES

PLAYER	TOTAL	KO	PUNT
DINGLE, Jacob	7	7	0
HUBER, Wilson	5	4	1
HARRIS, Justin	4	4	0
SHEPPARD, Jaquan	4	4	0
POTTS, RJ	3	3	0
TUCKER, Tre	3	2	1
DUBLANKO, Joel	3	3	0
PIERCE, Alec	3	0	3
WHITE, Jarell	3	3	0

PLAYER	TOTAL	KO	PUNT
CLOUD, Trent	2	0	2
INGLE, Brody	1	1	0
FORREST, Darrick	1	0	1
MEDARIS, Rashad	1	0	1
VAN FOSSEN, Ty	1	1	0
TUCKY, Ethan	1	0	1
MCDONALD, Kyriq	1	1	0
YOUNG, Perry	1	0	1
BAKER, DeMarco	1	1	0

PLAYER	TOTAL	KO	PUNT
WOOD, Zach	1	0	1
BEAVERS, Darrian	1	1	0
SANDERS, Myjai	1	0	1
TOTALS	48	35	13

# 2019 CINCINNATI FOOTBALL

## 2018 STATISTICS

OVERALL: 6-1				AMERICAN: 3-0				HOME: 4-0				AWAY: 2-1				NEUTRAL: 0-0			
FIELD GOALS (MADE) MISSED																			
FG SEQUENCE		CINCINNATI				OPPONENTS													
UCLA		32,[44]								-									
@ Ohio State		32								-									
MIAMI (OH)		-				41, 36													
@ Marshall		[32]								-									
UCF		[38],[26]				[24],[22],[31]													
@ Houston		38,[32]				[31]													
TULSA		[50],31				[24],[21]													
@ ECU																			
UCONN																			
@ USF																			
TEMPLE																			
@ Memphis																			
TURNOVERS																			
Takeaways..... 19 (11 Interceptions, 8 Fumble Recovery)																			
Turnovers..... 10 (5 Interceptions, 5 Fumbles)																			
Points Off Turnovers																			
Cincinnati.....59																			
Opponents.....34																			
Points Off Turnovers/Game																			
Cincinnati.....8.4																			
Opponents.....4.9																			
		GIVEAWAYS				TAKEAWAYS													
GAME		FUM	INT	TOT	FUM	INT	TOT	+/-											
UCLA		1	1	2	2	2	4	+2											
@ Ohio State		1	1	2	0	0	0	-2											
MIAMI (OH)		0	1	1	1	0	0	0											
@ Marshall		1	0	1	0	0	0	-1											
UCF		0	1	1	1	3	4	+3											
@ Houston		0	1	1	1	4	5	+4											
TULSA		2	0	2	3	2	5	+3											
@ ECU																			
UCONN																			
@ USF																			
TEMPLE																			
@ Memphis																			
RED ZONE																			
UC Red Zone Entries.....21 of 31 (67.7%)																			
Scores.....21 (18 TDs, 7 Rush TDs, 11 Pass TDs, 3 FGs)																			
Non-Scores..... 10 (4 FGA, 2 Downs, 2 INT, 1 Fum., 1 Half)																			
Opponent Red Zone Entries ..... 18 of 25 (72.0%)																			
Scores.....18 (11 TDs, 7 Rush TDs, 4 Pass TDs, 7 FGs)																			
Non-Scores.....7 (0 FGA, 1 Downs, 3 INT, 3 Fum., 0 Half)																			
KICKOFFS																			
Kickoffs .....39 - 2,293 Yards (58.8)																			
Touchbacks.....8																			
Opponent Kickoff Returns.....26 - 473 yards (18.2)																			
Out of Bounds.....0																			
Average Opponent Drive Start.....27-yard line																			

FUMBLES		
NAME		NO.- LOST
Desmond Ridder .....		3-1
Ben Bryant .....		1-1
Gerrid Doaks.....		1-1
Wyatt Fischer .....		1-1
Tavion Thomas.....		1-1
OPENING DRIVES – OFFENSE		
GAME	1ST	2ND
UCLA	Punt	Touchdown
@ Ohio State	Punt	Punt
MIAMI (OH)	Punt	Touchdown
@ Marshall	Touchdown	Touchdown
UCF	Punt	Field Goal
@ Houston	Touchdown	Punt
TULSA	Field Goal	Punt
@ ECU		
UCONN		
@ USF		
TEMPLE		
@ Memphis		
OPENING DRIVES – DEFENSE		
GAME	1ST	2ND
UCLA	Fumble	Interception
@ Ohio State	Punt	Punt
MIAMI (OH)	Punt	Punt
@ Marshall	Punt	Punt
UCF	Field Goal	Punt
@ Houston	Punt	Touchdown
TULSA	Fumble	Punt
@ ECU		
UCONN		
@ USF		
TEMPLE		
@ Memphis		
UC ON COIN FLIPS		
GAME	RESULT	SCORE
UCLA	L (Receive)	W, 24-14
@ Ohio State	W (Defer)	L, 42-0
MIAMI (OH)	W (Defer)	W, 35-13
@ Marshall	L (Receive)	W, 52-14
UCF	W (Defer)	W, 27-24
@ Houston	L (Receive)	W, 38-23
TULSA	W (Defer)	W, 24-13
@ ECU		
UCONN		
@ USF		
TEMPLE		
@ Memphis		

AMERICAN WEEKLY HONORS					
Sept. 2	Michael Warren II (Honor Roll)				
Sept. 16	Michael Warren II (Honor Roll)				
Sept. 30	Desmond Ridder (Co-Offensive)				
Oct. 7	Jarell White (Defensive)				
	James Smith (Special Teams)				
Oct. 14	Ja'Von Hicks (Defensive)				
	Desmond Ridder (Honor Roll)				
Oct. 21	Darrick Forrest (Honor Roll)				
TEAM WEEKLY HONORS					
UCLA	Desmond Ridder (Offense)				
	Perry Young (Defense)				
	Kyriq McDonald (Special Teams)				
Ohio State	None				
Miami (OH)	Michael Warren II (Offense)				
	Michael Pitts (Defense)				
	Ryan Montgomery (Special Teams)				
Marshall	Josiah Deguara & Desmond Ridder (Offense)				
	Ethan Tucky (Defense)				
	Tre Tucker (Special Teams)				
UCF	Michael Warren II (Offense)				
	Darrick Forrest & Perry Young (Defense)				
	Jarell White (Special Teams)				
Houston	Desmond Ridder (Offense)				
	Ja'Von Hicks (Defense)				
	Justin Harris (Special Teams)				
Tulsa	Gerrid Doaks (Offense)				
	Marcus Brown & Bryan Wright (Defense)				
	Ethan Tucky (Special Teams)				
MILESTONE VICTORIES					
NO.	DATE	SCORE	OPPONENT	PLACE	
1	11/14/85	26-6	Mt. Auburn	Cincinnati	
50	10/18/02	6-0	Indianapolis	Cincinnati	
100	11/02/18	6-0	Fort Thomas	Cincinnati	
150	10/29/32	25-6	Wittenberg	Cincinnati	
200	09/22/45	30-0	Denison	Cincinnati	
250	10/11/52	20-13	Xavier	Cincinnati	
300	11/25/61	19-13	Detroit	Cincinnati	
350	11/27/71	19-16	Louisville	Louisville, Ky.	
400	10/09/82	34-14	Long Beach	Cincinnati	
450	10/28/95	55-19	N. Illinois	DeKalb, Ill.	
500	10/30/04	21-10	TCU	Cincinnati	
550	10/09/10	45-3	Miami (OH)	Cincinnati	
600	10/24/16	27-20	Miami (OH)	Cincinnati	
Currently 622 wins; * - Riverfront Stadium					

# 2019 CINCINNATI FOOTBALL

## 2019 STATISTICS

OVERALL: 6-1		AMERICAN: 3-0	HOME: 4-0	AWAY: 2-1	NEUTRAL: 0-0
<b>INDIVIDUAL GAME HIGHS</b>			<b>OPPONENT INDIVIDUAL GAME HIGHS</b>		
Rushes	26	WARREN, Michael vs UCLA (08/29/19)	Rushes	23	Felton, D, vs UCLA (08/29/19)
Yards Rushing	133	WARREN, Michael vs UCF (10/04/19)	Yards Rushing	141	Dobbins, J.K., at Ohio State (09/07/19)
TD Rushes	3	WARREN, Michael vs Miami (OH) (09/14/19)	TD Rushes	2	Dobbins & Fields, at Ohio State (09/07/19)
Long Rush	73	WARREN, Michael vs Miami (OH) (09/14/19)	Long Rush	60	Dobbins, J.K., at Ohio State (09/07/19)
Pass attempts	31	RIDDER, Desmond vs UCF (10/04/19)	Pass attempts	46	GABRIEL, Dillon, vs UCF (10/04/19)
Pass completions	18	twice by RIDDER vs UCLA & at Marshall	Pass completions	25	GABRIEL, Dillon, vs UCF (10/04/19)
Yards Passing	263	RIDDER, Desmond at Houston (10/12/19)	Yards Passing	297	GABRIEL, Dillon, vs UCF (10/04/19)
TD Passes	4	RIDDER, Desmond at Marshall (09/28/19)	TD Passes	2	twice
Long Pass	75	RIDDER, Desmond at Houston (10/12/19)	Long Pass	75	Thmpsn-Robinson, vs UCLA (08/29/19)
Receptions	6	PIERCE, Alec at Marshall (09/28/19)	Receptions	13	DAVIS, Gabriel, vs UCF (10/04/19)
Yards Receiving	121	MEDARIS, Rashad at Houston (10/12/19)	Yards Receiving	170	DAVIS, Gabriel, vs UCF (10/04/19)
TD Receptions	1	14 times	TD Receptions	1	eight times
Long Reception	75	MEDARIS, Rashad at Houston (10/12/19)	Long Reception	75	Felton, D, vs UCLA (08/29/19)
Field Goals	2	CROSA, Sam vs UCF (10/04/19)	Field Goals	3	BARNAS, Dylan, vs UCF (10/04/19)
Long Field Goal	50	SMITH, Cole vs Tulsa (10/19/19)	Long Field Goal	41	SLOMAN, Sam, vs Miami (OH) (09/14/19)
Punts	8	twice by SMITH, James	Punts	7	twice
Punting Avg	50.3	SMITH, James at Marshall (09/28/19)	Punting Avg	54.0	ROY, Dane, at Houston (10/12/19)
Long Punt	59	SMITH, James vs UCLA & @ Houston	Long Punt	72	Lees, Wade, vs UCLA (08/29/19)
Punts inside 20	5	SMITH, James vs UCF (10/04/19)	Punts inside 20	3	ROY, Dane, at Houston (10/12/19)
Long Punt Return	25	MONTGOMERY, Ryan vs UCLA (08/29/19)	Long Punt Return	11	WALKER, Jalen, vs Miami (OH) (09/14/19)
Long Kickoff Return	42	TUCKER, Tre at Houston (10/12/19)	Long Kickoff Return	45	KILLINS, Adrian, vs UCF (10/04/19)
Tackles	16	FORREST, Darrick vs UCF (10/04/19)	Tackles	13	JOHNSON, Nazeeh, at Marshall (09/28/19)
Sacks	2.0	four times	Sacks	2.0	BUTLER, Kameron, vs Miami (OH) (09/14/19)
Tackles For Loss	2.5	PITTS, Michael vs Miami (OH) (09/14/19)	Tackles For Loss	4.0	BUTLER, Kameron, vs Miami (OH) (09/14/19)
Interceptions	2	HICKS, JaVon at Houston (10/12/19)	Interceptions	1	five times
<b>TEAM GAME HIGHS</b>			<b>OPPONENT TEAM GAME HIGHS</b>		
Rushes	51	at Marshall (09/28/19)	Rushes	46	at Ohio State (09/07/19)
Yards Rushing	234	vs Miami (OH) (09/14/19)	Yards Rushing	270	at Ohio State (09/07/19)
Yards Per Rush	4.9	vs Miami (OH) (09/14/19)	Yards Per Rush	5.9	at Ohio State (09/07/19)
TD Rushes	3	twice	TD Rushes	4	at Ohio State (09/07/19)
Pass attempts	30	vs Miami (OH) (09/14/19)	Pass attempts	46	vs UCF (10/04/19)
Pass completions	21	at Marshall (09/28/19)	Pass completions	25	vs UCF (10/04/19)
Yards Passing	295	at Marshall (09/28/19)	Yards Passing	297	vs UCF (10/04/19)
Yards Per Pass	11.3	at Marshall (09/28/19)	Yards Per Pass	8.8	at Ohio State (09/07/19)
TD Passes	4	at Marshall (09/28/19)	TD Passes	2	twice
Total Plays	78	vs Miami (OH) (09/14/19)	Total Plays	88	vs UCF (10/04/19)
Total Offense	525	at Marshall (09/28/19)	Total Offense	508	at Ohio State (09/07/19)
Yards Per Play	6.8	at Marshall (09/28/19)	Yards Per Play	7.0	at Ohio State (09/07/19)
Points	52	at Marshall (09/28/19)	Points	42	at Ohio State (09/07/19)
Sacks By	5	vs Miami (OH) (09/14/19)	Sacks By	5	at Ohio State (09/07/19)
First Downs	29	at Marshall (09/28/19)	First Downs	31	at Ohio State (09/07/19)
Penalties	12	at Houston (10/12/19)	Penalties	12	vs Tulsa (10/19/19)
Penalty Yards	115	vs Miami (OH) (09/14/19)	Penalty Yards	94	vs Tulsa (10/19/19)
Turnovers	2	three times	Turnovers	5	twice, at Houston & vs. Tulsa
Interceptions By	4	at Houston (10/12/19)	Interceptions By	1	five times
Punts	8	at Ohio State (09/07/19)	Punts	8	at Marshall (09/28/19)
Punting Avg	50.3	at Marshall (09/28/19)	Punting Avg	54.0	at Houston (10/12/19)
Long Punt	59	vs UCLA & @ Houston	Long Punt	72	vs UCLA (08/29/19)
Punts inside 20	5	vs UCF (10/04/19)	Punts inside 20	3	at Houston (10/12/19)
Long Punt Return	25	vs UCLA (08/29/19)	Long Punt Return	11	vs Miami (OH) (09/14/19)
<b>CINCINNATI'S LONGEST PLAYS</b>			<b>OPPONENT'S LONGEST PLAYS</b>		
Rushing	73 *	Michael Warren II vs. Miami OH (09/14/19)	Rushing	60 *	JK Dobbins at Ohio State (09/07/19)
Passing	75 *	Ridder to Medaris at Houston (10/12/19)	Passing	75 *	Thompson-Robinson to Felton, UCLA (08/29/19)
Field Goal	50	Cole Smith vs. Tulsa (10/19/19)	Field Goal	41	Sam Sloman, Miami OH (09/14/19)
Punt	59	James Smith vs. UCLA (08/29/19)	Punt	72	Wade Lees, UCLA (08/29/19)
Punt Return	25	Ryan Montgomery vs. UCLA (08/29/19)	Punt Return	9	KJ Hill at Ohio State (09/07/19)
Kickoff Return	42	Tre Tucker at Houston (10/12/19)	Kickoff Return	45	Adrien Killins, UCF (10/04/19)
Interception Return	57	Cam Jefferies vs. UCF (10/04/19)	Interception Return	66	Jay Shaw, UCLA (08/29/19)
Fumble Return		none	Fumble Return		none

\* - Touchdown scored on the play

2019 CINCINNATI FOOTBALL

2018 STATISTICS

OVERALL: 6-1	AMERICAN: 3-0	HOME: 4-0	AWAY: 2-1	NEUTRAL: 0-0
--------------	---------------	-----------	-----------	--------------

GAME-BY-GAME COMPARISON											
Opponent	Score	Total	First Downs			Rushing Number-Yards	Passing		Total Offense Plays-Yards	Return Yards	Turn- Overs
			Rush	Pass	Pen		Comp-Att-Int	Yards			
UCLA	24-14	23/12	11/4	12/5	0/3	49-175/36-62	18-26-1/8-26-2	242/156	75-417/62-218	68/78	2/4
@ Ohio State	0-42	13/31	7/13	5/13	1/5	34-107/46-270	13-23-1/22-27-0	166/238	57-273/73-508	61/95	2/0
MIAMI (OH)	35-13	23/14	13/7	8/5	2/2	48-234/40-64	14-30-1/10-18-0	186/143	78-420/58-207	110/107	1/1
@ Marshall	52-14	29/14	14/6	12/5	3/3	51-230/29-125	21-26-0/11-30-0	295/131	77-525/59-256	46/109	1/0
UCF	27-24	18/29	10/10	8/12	0/7	41-192/42-126	17-31-1/25-46-3	149/297	72-341/88-423	100/97	1/4
@ Houston	38-23	17/16	5/8	9/7	3/1	34-131/37-190	14-24-1/10-30-4	263/234	58-394/67-424	106/121	1/5
TULSA	24-13	18/23	8/9	7/11	3/3	41-145/43-134	12-22-0/21-43-2	172/243	63-317/86-377	119/63	2/5
@ ECU											
UConn											
@ USF											
Temple											
@ Memphis											
TOTALS	200-143	141/139	68/57	61/58	12/24	298-1214/273-971	109-182-5/107-220-11	1473/1442	480-2687/493-2413	610/670	10/19

Opponent	3rd Down		4th Down		Time of Possession	TOP Margin	Avg		Avg Yds/Play	Punting		Penalties Number-Yards
	Conversions		Conversions				Yds/Rush	Yds/Pass		Number-Avg		
UCLA	8-16/6-15		0-1/0-1		38:27/21:33	16:54	3.6/1.7	9.3/6.0	5.6/3.5	4-45.0/5-45.6		10-63/9-60
@ Ohio State	3-14/7-11		1-1/0-1		28:39/31:21	-2:42	3.1/5.9	7.2/8.8	4.8/7.0	8-41.9/3-43.0		10-78/2-25
MIAMI (OH)	5-15/4-14		2-3/0-1		32:52/27:08	5:44	4.9/1.6	6.2/7.9	5.4/3.6	5-39.8/7-44.3		11-115/8-55
@ Marshall	7-13/4-15		2-2/1-2		37:08/22:52	14:16	4.5/4.3	11.3/4.4	6.8/4.3	3-50.3/8-41.1		9-75/7-65
UCF	4-16/6-17		1-1/0-0		31:52/28:08	3:44	4.7/3.0	4.8/6.5	4.7/4.8	8-40.0/6-41.0		9-91/5-42
@ Houston	5-12/5-15		0-0/2-3		29:40/30:20	-0:40	3.9/5.1	11.0/7.8	6.8/6.3	5-41.2/4-54.0		12-84/7-69
TULSA	6-14/10-19		0-1/0-0		28:56/31:04	-2:08	3.5/3.1	7.8/5.7	5.0/4.4	4-49.2/5-37.8		9-73/12-94
@ ECU												
UConn												
@ USF												
Temple												
@ Memphis												
TOTALS	38-100/42-106		6-9/3-8		227:34/192:26	35:08	4.1/3.6	8.1/6.6	5.6/4.9	37-42.9/38-43.3		579/410

Note: Game totals are displayed in the format TEAM/OPPONENT for each category; \*-American Athletic Conference game



2019 CINCINNATI FOOTBALL

2019 STATISTICS

OVERALL: 6-1	AMERICAN: 3-0	HOME: 4-0	AWAY: 2-1	NEUTRAL: 0-0
--------------	---------------	-----------	-----------	--------------

GAME-BY-GAME STATISTICS

Date	Opponent	RUSHING				RECEIVING				PASSING				KICK RET				PUNT RET				TOT
		No.	Yds	TD	Lg	No.	Yds	TD	Lg	Cmp-Att-Int	Yds	TD	Lg	No	Yds	TD	Lg	No	Yds	TD	Lg	OFF
08/29	UCLA	49	175	1	15	18	242	2	52	18-26-1	242	2	52	1	28	0	28	1	25	0	25	417
09/07	@ Ohio State	34	107	0	21	13	166	0	46	13-23-1	166	0	46	3	61	0	30	0	0	0	0	273
09/14	MIAMI (OH)	48	234	3	73	14	186	2	51	14-30-1	186	2	51	3	53	0	22	5	57	0	16	420
09/28	@ Marshall	51	230	3	38	21	295	4	56	21-26-0	295	4	56	1	32	0	32	2	14	0	8	525
10/04	UCF	41	192	0	60	17	149	2	26	17-31-1	149	2	26	1	19	0	19	1	3	0	3	341
10/12	@ Houston	34	131	1	18	14	263	3	75	14-24-1	263	3	75	2	71	0	42	2	11	0	9	394
10/19	TULSA	41	145	2	27	12	172	1	49	12-22-0	172	1	49	4	67	0	22	5	36	0	20	317
11/02	@ ECU																					
11/09	UCONN																					
11/16	@ USF																					
11/23	TEMPLE																					
11/29	@ Memphis																					
	TOTALS	298	1214	10	73	109	1473	14	75	109-182-5	1473	14	75	15	331	0	42	16	146	0	25	2687
	OPPONENT	273	971	9	60	107	1442	8	75	107-220-11	1442	8	75	26	473	0	45	13	60	0	11	2413

Date	Opponent	TACKLES				SACKS	FUMBLE		PASS			BLKD	KICKS	XPTS			Pts
		Solo	Ast	Total	TFL-Yds	No-Yds	FF	FR-Yds	Int-Yds	QBH	Brk	Kick	Att-Mad	Run	Rcv	Saf	
08/29	UCLA	28	28	56	6.0-24	1.0-10	0	2-0	2-15	7	4	0	3-3	0	0	0	24
09/07	@ Ohio State	49	20	69	5.0-17	1.0-4	1	0-0	0-0	0	1	0	0-0	0	0	0	0
09/14	MIAMI (OH)	38	36	74	12.0-55	5.0-41	1	1-0	0-0	1	1	0	5-5	0	0	0	35
09/28	@ Marshall	18	54	72	5.0-18	2.0-14	0	0-0	0-0	17	3	0	7-7	0	0	0	52
10/04	UCF	43	42	85	8.0-24	3.0-16	1	1-0	3-78	5	6	0	3-3	0	0	0	27
10/12	@ Houston	37	22	59	4.0-17	1.0-7	1	1-0	4-24	2	5	0	5-5	0	0	0	38
10/19	TULSA	36	58	94	6.0-30	5.0-29	5	3-0	2-16	5	8	1	3-3	0	0	0	24
11/02	@ ECU																
11/09	UCONN																
11/16	@ USF																
11/23	TEMPLE																
11/29	@ Memphis																
	TOTALS	249	260	509	46.0-185	18.0-121	9	8-0	11-133	37	28	1	26-26	0	0	0	200
	OPPONENT	241	312	553	42.0-171	17.0-116	5	5-0	5-137	15	19	3	15-15	0	1	0	143

Date	Opponent	PUNTING					FIELD GOALS					KICKOFFS						
		No	Yds	Avg	Long	Blkd	TB	FC	50+	I20	Att-Made	Lg	Blkd	No	Yds	Avg	TB	OB
08/29	UCLA	4	180	45.0	59	0	1	2	1	1	2-1	44	0	5	255	51.0	2	0
09/07	@ Ohio State	8	335	41.9	48	0	0	2	0	3	1-0	0	1	1	61	61.0	0	0
09/14	MIAMI (OH)	5	199	39.8	44	0	0	1	0	1	0-0	0	0	6	372	62.0	0	0
09/28	@ Marshall	3	151	50.3	52	0	0	1	2	0	1-1	32	0	9	560	62.2	3	0
10/04	UCF	8	320	40.0	50	0	0	6	1	5	2-2	38	0	6	325	54.2	1	0
10/12	@ Houston	5	206	41.2	59	0	0	3	1	2	2-1	32	1	7	424	60.6	1	0
10/19	TULSA	4	197	49.2	57	0	0	2	2	2	2-1	50	1	5	296	59.2	1	0
11/02	@ ECU																	
11/09	UCONN																	
11/16	@ USF																	
11/23	TEMPLE																	
11/29	@ Memphis																	
	TOTALS	37	1588	42.9	59	0	1	17	7	14	10-6	50	3	39	2293	58.8	8	0
	OPPONENT	38	1647	43.3	72	1	2	10	9	9	8-8	41	0	32	1890	59.1	14	2

2019 CINCINNATI FOOTBALL

2018 STATISTICS

OVERALL: 6-1

AMERICAN: 3-0

HOME: 4-0

AWAY: 2-1

NEUTRAL: 0-0

OPPONENT GAME-BY-GAME STATISTICS

Date	Opponent	RUSHING				RECEIVING				PASSING				KICK RET				PUNT RET				TOT
		No.	Yds	TD	Lg	No.	Yds	TD	Lg	Cmp-Att-Int	Yds	TD	Lg	No	Yds	TD	Lg	No	Yds	TD	Lg	OFF
08/29	UCLA	36	62	0	10	8	156	2	75	8-26-2	156	2	75	1	12	0	12	0	0	0	0	218
09/07	@ Ohio State	46	270	4	60	22	238	2	39	22-27-0	238	2	39	1	25	0	25	4	28	0	9	508
09/14	MIAMI (OH)	40	64	1	10	10	143	0	42	10-18-0	143	0	42	6	93	0	23	3	14	0	11	207
09/28	@ Marshall	29	125	2	40	11	131	0	33	11-30-0	131	0	33	6	104	0	23	1	5	0	5	256
10/04	UCF	42	126	1	30	25	297	1	45	25-46-3	297	1	45	3	73	0	45	2	6	0	6	423
10/12	@ Houston	37	190	0	33	10	234	3	69	10-30-4	234	3	69	6	107	0	30	2	3	0	3	424
10/19	TULSA	43	134	1	18	21	243	0	40	21-43-2	243	0	40	3	59	0	20	1	4	0	4	377
11/02	@ ECU																					
11/09	UCONN																					
11/16	@ USF																					
11/23	TEMPLE																					
11/29	@ Memphis																					
	OPP. TOTALS	273	971	9	60	107	1442	8	75	107-220-11	1442	8	75	26	473	0	45	13	60	0	11	2413
	CINCINNATI	298	1214	10	73	109	1473	14	75	109-182-5	1473	14	75	15	331	0	42	16	146	0	25	2687

Date	Opponent	TACKLES			SACKS		FUMBLE		PASS			BLKD	KICKS		XPTS		
		Solo	Ast	Total	TFL-Yds	No-Yds	FF	FR-Yds	Int-Yds	QBH	Brk	Kick	Att-Mad	Run	Rcv	Saf	Pts
08/29	UCLA	39	48	87	4.0-12	1.0-8	1	1-0	1-66	2	2	0	2-2	0	0	0	14
09/07	@ Ohio State	33	28	61	7.0-33	5.0-30	2	1-0	1-42	0	3	1	6-6	0	0	0	42
09/14	MIAMI (OH)	47	34	81	10.0-36	4.0-23	0	0-0	1-0	0	5	0	1-1	0	0	0	13
09/28	@ Marshall	21	88	109	5.0-19	2.0-16	1	1-0	0-0	5	1	0	2-2	0	0	0	14
10/04	UCF	40	36	76	7.0-25	1.0-9	0	0-0	1-18	5	4	0	1-1	0	1	0	24
10/12	@ Houston	36	18	54	6.0-26	2.0-13	0	0-0	1-11	2	3	1	2-2	0	0	0	23
10/19	TULSA	25	60	85	3.0-20	2.0-17	1	2-0	0-0	1	1	1	1-1	0	0	0	13
11/02	@ ECU																
11/09	UCONN																
11/16	@ USF																
11/23	TEMPLE																
11/29	@ Memphis																
	OPP. TOTALS	241	312	553	42.0-171	17.0-116	5	5-0	5-137	15	19	3	15-15	0	1	0	143
	CINCINNATI	249	260	509	46.0-185	18.0-121	9	8-0	11-133	37	28	1	26-26	0	0	0	200

Date	Opponent	PUNTING									FIELD GOALS			KICKOFFS				
		No	Yds	Avg	Long	Blkd	TB	FC	50+	I20	Att-Made	Lg	Blkd	No	Yds	Avg	TB	OB
08/29	UCLA	5	228	45.6	72	0	1	2	1	0	0-0	0	0	3	195	65.0	2	0
09/07	@ Ohio State	3	129	43.0	46	0	1	1	0	2	0-0	0	0	7	408	58.3	3	1
09/14	MIAMI (OH)	7	310	44.3	52	0	0	0	2	1	2-2	41	0	4	246	61.5	1	0
09/28	@ Marshall	8	329	41.1	51	0	0	2	1	2	0-0	0	0	3	188	62.7	2	0
10/04	UCF	6	246	41.0	52	0	0	5	2	0	3-3	31	0	6	316	52.7	3	1
10/12	@ Houston	4	216	54.0	61	0	0	0	3	3	1-1	31	0	5	314	62.8	3	0
10/19	TULSA	5	189	37.8	49	1	0	0	0	1	2-2	24	0	4	223	55.8	0	0
11/02	@ ECU																	
11/09	UCONN																	
11/16	@ USF																	
11/23	TEMPLE																	
11/29	@ Memphis																	
	OPP. TOTALS	38	1647	43.3	72	1	2	10	9	9	8-8	41	0	32	1890	59.1	14	2
	CINCINNATI	37	1588	42.9	59	0	1	17	7	14	10-6	50	3	39	2293	58.8	8	0

2019 CINCINNATI FOOTBALL

2019 STATISTICS

OVERALL: 6-1	AMERICAN: 3-0	HOME: 4-0	AWAY: 2-1	NEUTRAL: 0-0
--------------	---------------	-----------	-----------	--------------

GAME-BY-GAME STATISTICS - OFFENSE

PASSING

#9 RIDDER, Desmond	Att	Comp	Int	Pct	Yards	TD	Long	Sack	Yds	Effic
UCLA	26	18	1	69.2	242	2	52	1	8	165.1
Ohio State	20	13	1	65.0	166	0	46	4	29	124.7
Miami (OH)	30	14	1	46.7	186	2	51	4	23	114.1
Marshall	22	18	0	81.8	221	4	46	2	16	226.2
UCF	31	17	1	54.8	149	2	26	1	9	110.1
Houston	24	14	1	58.3	263	3	75	2	13	183.3
Tulsa	22	12	0	54.5	172	1	49	2	17	135.2
TOTALS	175	106	5	60.6	1399	14	75	16	115	148.4
#6 BRYANT, Ben	Att	Comp	Int	Pct	Yards	TD	Long	Sack	Yds	Effic
Ohio State	3	0	0	0.0	0	0	0	1	1	0.0
Marshall	4	3	0	75.0	74	0	56	0	0	230.4
TOTALS	7	3	0	42.9	74	0	56	1	1	131.7

RUSHING

PLAYER	No-Yds/TD	UCLA	OSU	MIA	MAR	UCF	HOU	TUL	ECU	UCONN	USF	TEM	MEM
WARREN, Michael	114-498/4	26-92/1	10-15/0	12-113/3	13-42/0	23-133/0	17-68/0	13-35/0					
DOAKS, Gerrid	41-214/2	10-53/0	DNP	DNP	6-32/0	3-23/0	5-15/0	17-91/2					
RIDDER, Desmond	72-202/1	9-34/0	9--3/0	13-9/0	9-48/0	12-41/0	11-50/1	9-23/0					
THOMAS, Tavion	40-190/1	DNP	11-58/0	16-65/0	11-70/1	2--3/0	DNP	DNP					
MONTGOMERY, R.	10-54/0	1-2/0	1-12/0	5-35/0	3-5/0	-	-	-					
BRYANT, Ben	6-36/0	DNP	3-25/0	-	3-11/0	DNP	-	DNP					
KOPAYGARODSKY M	5-19/1	DNP	-	-	5-19/1	-	-	-					
TUCKER, Tre	2-12/0	-	-	2-12/0	-	-	-	-					
MEDARIS, Rashad	1-1/0	-	-	-	1-1/0	-	-	-					

RECEIVING

PLAYER	No-Yds/TD	UCLA	OSU	MIA	MAR	UCF	HOU	TUL	ECU	UCONN	USF	TEM	MEM
PIERCE, Alec	20-410/2	2-59/0	4-93/0	2-17/0	6-108/1	1-11/1	2-59/0	3-63/0					
DEGUARA, Josiah	21-293/4	4-53/1	3-46/0	2-42/1	3-42/1	5-64/0	2-22/1	2-24/0					
MEDARIS, Rashad	16-248/2	2-23/0	1-3/0	1-11/0	2-28/1	3-25/0	3-121/1	4-37/0					
WARREN, Michael	14-107/2	3-27/1	-	5-45/0	1-5/0	4-19/0	1-11/1	-					
JACKSON, J.	11-99/0	3-36/0	-	3-20/0	1-5/0	2-18/0	1-4/0	1-16/0					
GEDDIS, Thomas	6-95/1	3-25/0	1-13/0	1-51/1	1-6/0	-	-	-					
TUCKER, Tre	3-72/0	-	-	-	1-56/0	-	1-12/0	1-4/0					
MBODJ, Malick	4-36/0	DNP	DNP	DNP	1-12/0	DNP	3-24/0	-					
DOAKS, Gerrid	1-28/1	-	DNP	DNP	-	-	-	1-28/1					
CLOUD, Trent	6-27/1	-	3-5/0	-	-	2-12/1	1-10/0	-					
WHYLE, Josh	1-19/0	1-19/0	-	DNP	-	-	-	-					
TAYLOR, Leonard	2-13/0	-	-	-	2-13/0	-	-	-					
SMITH, Blue	1-11/0	DNP	DNP	-	1-11/0	DNP	DNP	DNP					
LABELLE, Bruno	2-9/1	-	-	-	2-9/1	-	-	-					
THOMAS, Tavion	1-6/0	DNP	1-6/0	-	-	-	DNP	DNP					

# 2019 CINCINNATI FOOTBALL

## 2018 STATISTICS

OVERALL: 6-1

AMERICAN: 3-0

HOME: 4-0

AWAY: 2-1

NEUTRAL: 0-0

### ALL-PURPOSE YARDS

NAME	TOTAL	UCLA	OSU	MIA	MAR	UCF	HOU	TUL	ECU	UCONN	USF	TEM	MEM
WARREN, Michael	605	119	15	158	47	152	79	35					
PIERCE, Alec	410	59	93	17	108	11	59	63					
TUCKER, Tre	404	28	61	65	88	19	85	58					
DEGUARA, Josiah	295	53	46	42	44	64	22	24					
MEDARIS, Rashad	249	23	3	11	29	25	121	37					
DOAKS, Gerrid	242	53	DNP	DNP	32	23	15	119					
MONTGOMERY, R.	208	27	12	92	19	3	9	46					
RIDDER, Desmond	202	34	-3	9	48	41	50	23					
THOMAS, Tavion	196	DNP	64	65	70	-3	DNP	DNP					
JACKSON, J.	99	36	-	20	5	18	4	16					
GEDDIS, Thomas	95	25	13	51	6	-	-	-					
JEFFERIES, Cam	57	-	-	-	-	57	-	-					
HICKS, Ja'Von	37	15	-	-	-	-	22	-					
MBODJ, Malick	36	DNP	DNP	DNP	12	DNP	24	-					
BRYANT, Ben	36	DNP	25	-	11	DNP	-	DNP					
KOPAYGARODSKY M	32	DNP	-	-	19	-	-	13					
CLOUD, Trent	27	-	5	-	-	12	10	-					
WHYLE, Josh	19	19	-	DNP	-	-	-	-					
GARDNER, Ahmad	16	-	-	-	-	16	-	-					
FORREST, D.	16	-	-	-	-	-	-	16					
TAYLOR, Leonard	13	-	-	-	13	-	-	-					
SMITH, Blue	11	DNP	DNP	-	11	DNP	DNP	DNP					
LABELLE, Bruno	9	-	-	-	9	-	-	-					
WHITE, Jarell	5	-	-	-	-	5	-	-					
YOUNG, Perry	2	-	-	-	-	-	2	-					
FISCHER, Wyatt	-10	-	-	-	-	-	-	-10					

### GAME-BY-GAME STATISTICS - RETURNS

#### INT RETURNS

NAME	TOTAL	UCLA	OSU	MIA	MAR	UCF	HOU	TUL	ECU	UCONN	USF	TEM	MEM
HICKS, Ja'Von	4-37	1-15	-	-	-	-	2-22	1-0					
YOUNG, Perry	2-2	1-0	-	-	-	-	1-2	-					
WHITE, Jarell	1-5	-	-	-	-	1-5	-	-					
JEFFERIES, Cam	1-57	-	-	-	-	1-57	-	-					
BRYANT, Coby	1-0	-	-	-	-	-	1-0	-					
GARDNER, Ahmad	1-16	-	-	-	-	1-16	-	-					
FORREST, D.	1-16	-	-	-	-	-	-	1-16					

#### KICK RETURNS

NAME	TOTAL	UCLA	OSU	MIA	MAR	UCF	HOU	TUL	ECU	UCONN	USF	TEM	MEM
TUCKER, Tre	14-318	1-28	3-61	3-53	1-32	1-19	2-71	3-54					
KOPAYGARODSKY M	1-13	DNP	-	-	-	-	-	1-13					

#### PUNT RETURNS

NAME	TOTAL	UCLA	OSU	MIA	MAR	UCF	HOU	TUL	ECU	UCONN	USF	TEM	MEM
MONTGOMERY, R.	14-154	1-25	-	5-57	2-14	1-3	1-9	4-46					
TUCKER, Tre	1-2	-	-	-	-	-	1-2	-					
FISCHER, Wyatt	1--10	-	-	-	-	-	-	1--10					

#### FUMBLE RETURNS

NAME	TOTAL	UCLA	OSU	MIA	MAR	UCF	HOU	TUL	ECU	UCONN	USF	TEM	MEM
HICKS, Ja'Von	1-0	-	-	-	-	-	1-0	-					

# 2019 CINCINNATI FOOTBALL

## 2019 STATISTICS

OVERALL: 6-1

AMERICAN: 3-0

HOME: 4-0

AWAY: 2-1

NEUTRAL: 0-0

### GAME-BY-GAME STATISTICS - DEFENSE

#### TOTAL TACKLES

NAME	UA-A	TOT	UCLA	OSU	MIA	MAR	UCF	HOU	TUL	ECU	UCONN	USF	TEM	MEM
FORREST, D.	32-29	61	5-4	6-1	5-4	1-0	8-8	4-5	3-7					
WRIGHT, Bryan	16-24	40	4-3	3-1	2-3	1-2	1-5	1-3	4-7					
YOUNG, Perry	16-23	39	2-1	3-1	3-3	0-3	1-5	3-1	4-9					
WHITE, Jarell	20-16	36	1-1	5-1	0-3	3-3	5-2	2-0	4-6					
BRYANT, Coby	18-11	29	3-3	3-1	2-0	3-1	5-1	1-4	1-1					
VANN, Malik	12-11	23	1-2	3-2	3-1	0-4	1-1	1-0	3-1					
HICKS, Ja'Von	13-10	23	1-0	5-2	0-1	2-3	2-1	1-2	2-1					
TUCKY, Ethan	11-12	23	2-1	1-1	5-1	1-4	2-1	0-2	0-2					
PITTS, Michael	10-12	22	1-2	3-3	2-3	1-2	1-1	2-1	-					
SANDERS, Myjai	10-11	21	-	3-1	0-2	0-2	0-3	4-0	3-3					
PONDER, Elijah	7-12	19	0-2	1-0	2-1	1-0	2-4	0-2	1-3					
DUBLANKO, Joel	5-13	18	0-3	0-2	1-1	2-3	0-1	2-1	0-2					
BROWN, Marcus	7-10	17	0-1	0-1	1-2	0-2	2-1	2-0	2-3					
BEAVERS, D.	8-8	16	2-1	1-0	1-1	0-4	1-0	2-1	1-1					
JEFFERIES, Cam	11-5	16	1-2	5-1	-	-	2-2	1-0	2-0					
BROOKS, Curtis	5-10	15	0-2	2-2	1-0	0-3	0-2	2-0	0-1					
BUSH, Arquon CB	7-6	13	DNP	DNP	DNP	0-2	3-1	1-0	3-3					
WARD, Taj	8-3	11	2-0	1-0	2-2	2-0	1-0	-	0-1					
GARDNER, Ahmad	7-1	8	-	-	1-0	-	3-1	1-0	2-0					
TAYLOR, Jabari	2-6	8	-	1-0	0-3	0-2	1-1	-	-					
DINGLE, Jacob	2-5	7	DNP	DNP	2-0	0-1	0-2	-	0-2					
POTTS, RJ	3-4	7	-	-	1-2	1-2	-	1-0	DNP					
HUBER, Wilson	0-5	5	-	-	0-2	0-1	0-1	-	0-1					
HARRIS, Justin	3-2	5	-	-	-	0-1	-	2-0	1-1					
SHEPPARD, J.	2-2	4	DNP	DNP	DNP	0-2	-	2-0	DNP					
INGLE, Brody	1-2	3	DNP	-	0-1	0-1	-	1-0	-					
PIERCE, Alec	2-1	3	-	1-0	1-0	-	-	-	0-1					
TUCKER, Tre	2-1	3	-	-	1-0	1-0	-	-	0-1					
SCHROER, Joe	0-2	2	DNP	DNP	DNP	0-2	DNP	DNP	DNP					
CLOUD, Trent	2-0	2	-	1-0	1-0	-	-	-	-					
MEDARIS, Rashad	2-0	2	-	-	1-0	-	-	1-0	-					
HARPER, Darius	1-0	1	-	-	-	-	1-0	-	-					
DEGUARA, Josiah	1-0	1	1-0	-	-	-	-	-	-					
WOOD, Zach	0-1	1	-	-	-	0-1	-	-	-					
MCCONNELL, V.	1-0	1	-	1-0	-	-	-	-	-					
VAN FOSSEN, Ty	0-1	1	-	DNP	-	-	-	-	0-1					
BAKER, DeMarco	0-1	1	-	-	-	0-1	-	-	-					

#### FUMBLES FORCED

NAME	TOTAL	UCLA	OSU	MIA	MAR	UCF	HOU	TUL	ECU	UCONN	USF	TEM	MEM
WHITE, Jarell	3	-	-	-	-	1	-	2					
WRIGHT, Bryan	1	-	-	1	-	-	-	-					
BUSH, Arquon	1	DNP	DNP	DNP	-	-	-	1					
BROWN, Marcus	1	-	-	-	-	-	-	1					
SANDERS, Myjai	1	-	-	-	-	-	-	1					
HICKS, Ja'Von	1	-	1	-	-	-	-	-					
DUBLANKO, Joel	1	-	-	-	-	-	1	-					

#### FUMBLES RECOVERED

NAME	TOTAL	UCLA	OSU	MIA	MAR	UCF	HOU	TUL	ECU	UCONN	USF	TEM	MEM
HICKS, Ja'Von	3	1	-	-	-	-	1	1					
BROWN, Marcus	1	-	-	-	-	-	-	1					
BROOKS, Curtis	1	1	-	-	-	-	-	-					
WRIGHT, Bryan	1	-	-	-	-	-	-	1					
PITTS, Michael	1	-	-	-	-	1	-	-					
SANDERS, Myjai	1	-	-	1	-	-	-	-					



# 2019 CINCINNATI FOOTBALL

## 2018 STATISTICS

OVERALL: 6-1

AMERICAN: 3-0

HOME: 4-0

AWAY: 2-1

NEUTRAL: 0-0

### GAME-BY-GAME STATISTICS - DEFENSE

#### TFLs

NAME	UA-A	TOT	UCLA	OSU	MIA	MAR	UCF	HOU	TUL	ECU	UCONN	USF	TEM	MEM
PITTS, Michael	6-3	7.5	1.5-12	1.0-1	2.5-18	1.0-4	1.5-6	-						
TUCKY, Ethan	5-0	5.0	1.0-2	1.0-3	1.0-1	1.0-10	1.0-3	-						
WRIGHT, Bryan	4-1	4.5	1.0-7	1.0-4	1.5-14	1.0-2	-	-						
PONDER, Elijah	3-2	4.0	1.0-1	-	1.0-5	-	2.0-8	-						
SANDERS, Myjai	2-2	3.0	-	1.0-7	0.5-1	-	0.5-1	1.0-7						
VANN, Malik	2-2	3.0	-	-	2.0-10	0.5-1	0.5-4	-						
WHITE, Jarell	2-1	2.5	-	-	-	1.5-1	1.0-1	-						
BROWN, Marcus	2-1	2.5	-	-	0.5-1	-	-	2.0-5						
YOUNG, Perry	1-3	2.5	0.5-1	-	0.5-1	-	0.5-0	1.0-5						
BROOKS, Curtis	2-0	2.0	-	1.0-2	1.0-1	-	-	-						
DUBLANKO, Joel	1-1	1.5	0.5-0	-	1.0-3	-	-	-						
FORREST, D.	1-1	1.5	-	-	0.5-0	-	1.0-1	-						
BRYANT, Coby	0-1	0.5	0.5-1	-	-	-	-	-						

#### SACKS

NAME	UA-A	TOT	UCLA	OSU	MIA	MAR	UCF	HOU	TUL	ECU	UCONN	USF	TEM	MEM
PITTS, Michael	6-3	7.5	1.5-12	1.0-1	2.5-18	1.0-4	1.5-6	-	-					
TUCKY, Ethan	5-0	5.0	1.0-2	1.0-3	1.0-1	1.0-10	1.0-3	-	-					
PONDER, Elijah	3-4	5.0	1.0-1	-	1.0-5	-	2.0-8	-	1.0-3					
BROWN, Marcus	4-1	4.5	-	-	0.5-1	-	-	2.0-5	2.0-11					
SANDERS, Myjai	3-3	4.5	-	1.0-7	0.5-1	-	0.5-1	1.0-7	1.5-11					
WRIGHT, Bryan	4-1	4.5	1.0-7	1.0-4	1.5-14	1.0-2	-	-	-					
WHITE, Jarell	3-1	3.5	-	-	-	1.5-1	1.0-1	-	1.0-4					
VANN, Malik	2-2	3.0	-	-	2.0-10	0.5-1	0.5-4	-	-					
YOUNG, Perry	1-3	2.5	0.5-1	-	0.5-1	-	0.5-0	1.0-5	-					
BROOKS, Curtis	2-1	2.5	-	1.0-2	1.0-1	-	-	-	0.5-1					
FORREST, D.	1-1	1.5	-	-	0.5-0	-	1.0-1	-	-					
DUBLANKO, Joel	1-1	1.5	0.5-0	-	1.0-3	-	-	-	-					
BRYANT, Coby	0-1	0.5	0.5-1	-	-	-	-	-	-					

2019 CINCINNATI FOOTBALL

SEASON & CAREER STATISTICS

SEASON STATISTICS										CAREER STATISTICS								
RUSHING	GP	ATT	GAIN	LOSS	NET	AVG	TD	LONG	AVG/G	GP	ATT	GAIN	LOSS	NET	AVG	TD	LONG	AVG/G
WARREN, Michael	7	114	526	28	498	4.4	4	73	71.1	31	412	2207	56	2151	5.2	24	81	69.4
DOAKS, Gerrid	5	41	215	1	214	5.2	2	27	42.8	14	128	735	8	727	5.7	4	57	51.9
RIDDER, Desmond	7	72	314	112	202	2.8	1	23	28.9	20	221	1113	328	785	3.6	6	41	39.2
THOMAS, Tavion	4	40	200	10	190	4.8	1	38	47.5	14	129	700	11	689	5.3	7	38	49.2
MONTGOMERY, Ryan	7	10	55	1	54	5.4	0	26	7.7	7	10	55	1	54	5.4	0	26	7.7
BRYANT, Ben	4	6	37	1	36	6	0	21	9.0	5	8	41	9	32	4	0	21	6.4
KOPAYGARODSKY, Mike	6	5	20	1	19	3.8	1	12	3.2	6	5	20	1	19	3.8	1	12	3.2
TUCKER, Tre	7	2	12	0	12	6	0	9	1.7	7	2	12	0	12	6	0	9	1.7
DEGUARA, Josiah	7	0	2	0	2	0	1	0	0.3	39	1	2	2	0	0	1	0	0.0
MEDARIS, Rashad	7	1	1	0	1	1	0	1	0.1	24	1	1	0	1	1	0	1	0.0
TOTAL	7	298	1382	168	1214	4.1	10	73	173.4									
OPPONENTS	7	273	1172	201	971	3.6	9	60	138.7									
PASSING	GP	EFFIC	CMP-ATT-INT		PCT	YDS	TD	LNG	AVG/G	GP	EFFIC	ATT-CMP-INT		PCT	YDS	TD	LNG	AVG/G
RIDDER, Desmond	7	148.41	106-175-5		60.6	1399	14	75	199.9	20	147.14	486-300-10		61.7	3844	34	77	192.2
BRYANT, Ben	4	131.66	3-7-0		42.9	74	0	56	18.5	5	130.11	15-9-1		60	149	0	56	29.8
TOTAL	7	147.76	109-182-5		59.9	1473	14	75	210.4									
OPPONENTS	7	105.69	107-220-11		48.6	1442	8	75	206.0									
RECEIVING	GP	NO.	YDS	AVG	TD	LONG	AVG/G	GP	NO.	YDS	AVG	TD	LONG	AVG/G				
DEGUARA, Josiah	7	21	293	14	4	27	41.9	39	74	906	12.2	9	38	23.2				
PIERCE, Alec	7	20	410	20.5	2	52	58.6	18	20	410	20.5	2	52	22.8				
MEDARIS, Rashad	7	16	248	15.5	2	75	35.4	24	48	781	16.3	5	77	32.5				
WARREN, Michael	7	14	107	7.6	2	23	15.3	31	44	396	9	3	23	12.8				
JACKSON, Jayshon	7	11	99	9	0	17	14.1	20	34	377	11.1	2	33	18.9				
GEDDIS, Thomas	7	6	95	15.8	1	51	13.6	39	62	850	13.7	6	51	21.8				
CLOUD, Trent	7	6	27	4.5	1	10	3.9	20	11	76	6.9	1	20	3.8				
MBODJ, Malick	3	4	36	9	0	12	12	19	7	110	15.7	0	51	5.8				
TUCKER, Tre	7	3	72	24	0	56	10.3	7	3	72	24	0	56	10.3				
TAYLOR, Leonard	7	2	13	6.5	0	7	1.9	18	5	44	8.8	0	20	2.4				
LABELLE, Bruno	7	2	9	4.5	1	5	1.3	32	10	69	6.9	1	15	2.2				
DOAKS, Gerrid	5	1	28	28	1	28	5.6	14	15	163	10.9	2	29	11.6				
WHYLE, Josh	6	1	19	19	0	19	3.2	10	1	19	19	0	19	1.9				
SMITH, Blue	2	1	11	11	0	11	5.5	2	1	11	11	0	11	5.5				
THOMAS, Tavion	4	1	6	6	0	6	1.5	14	2	4	2	0	6	0.3				
TOTAL	7	109	1473	13.5	14	75	210.4											
OPPONENTS	7	107	1442	13.5	8	75	206.0											
TOTAL OFFENSE	G	PLAYS	RUSH	PASS	TOTAL	AVG/G	G	PLAYS	RUSH	PASS	TOTAL	AVG/G						
RIDDER, Desmond	7	247	202	1399	1601	228.7	20	707	785	3844	4629	231.4						
WARREN, Michael	7	114	498	0	498	71.1	31	412	2151	0	2151	69.4						
DOAKS, Gerrid	5	41	214	0	214	42.8	14	128	727	0	727	51.9						
THOMAS, Tavion	4	40	190	0	190	47.5	14	129	689	0	689	49.2						
BRYANT, Ben	4	13	36	74	110	27.5	5	23	32	149	181	36.2						
MONTGOMERY, Ryan	7	10	54	0	54	7.7	7	10	54	0	54	7.7						
KOPAYGARODSKY, Mike	6	5	19	0	19	3.2	6	5	19	0	19	3.2						
TUCKER, Tre	7	2	12	0	12	1.7	7	2	12	0	12	1.7						
DEGUARA, Josiah	7	0	2	0	2	0.3	39	1	0	0	0	0						
MEDARIS, Rashad	7	1	1	0	1	0.1	24	1	1	0	1	0						
TOTAL	7	480	1214	1473	2687	383.9												
OPPONENTS	7	493	971	1442	2413	344.7												

# 2019 CINCINNATI FOOTBALL

## SEASON & CAREER STATISTICS

### SEASON STATISTICS

### CAREER STATISTICS

----- PATS -----										----- PATS -----									
SCORING	TD	FGS	KICK	RUSH	RCV	PASS	DXP	SAF	POINTS	TD	FGS	KICK	RUSH	RCV	PASS	DXP	SAF	POINTS	
WARREN, Michael	6	0-0	0-0	0-0	0	0-0	0	0	36	27	0-0	0-0	0-0	0	0-0	0	0	162	
DEGUARA, Josiah	5	0-0	0-0	0-0	0	0-0	0	0	30	10	0-0	0-0	0-0	0	0-0	0	0	60	
DOAKS, Gerrid	3	0-0	0-0	0-0	0	0-0	0	0	18	6	0-0	0-0	0-0	0	0-0	0	0	36	
MEDARIS, Rashad	2	0-0	0-0	0-0	0	0-0	0	0	12	5	0-0	0-0	0-0	0	0-0	0	0	30	
PIERCE, Alec	2	0-0	0-0	0-0	0	0-0	0	0	12	2	0-0	0-0	0-0	0	0-0	0	0	12	
GEDDIS, Thomas	1	0-0	0-0	0-0	0	0-0	0	0	6	6	0-0	0-0	0-0	0	0-0	0	0	36	
CLOUD, Trent	1	0-0	0-0	0-0	0	0-0	0	0	6	1	0-0	0-0	0-0	0	0-0	0	0	6	
LABELLE, Bruno	1	0-0	0-0	0-0	0	0-0	0	0	6	1	0-0	0-0	0-0	0	0-0	0	0	6	
YOUNG, Perry	1	0-0	0-0	0-0	0	0-0	0	0	6	1	0-0	0-0	0-0	0	0-0	0	0	6	
KOPAYGARODSKY, Mike	1	0-0	0-0	0-0	0	0-0	0	0	6	1	0-0	0-0	0-0	0	0-0	0	0	6	
GARDNER, Ahmad	1	0-0	0-0	0-0	0	0-0	0	0	6	1	0-0	0-0	0-0	0	0-0	0	0	6	
THOMAS, Tavion	1	0-0	0-0	0-0	0	0-0	0	0	6	7	0-0	0-0	0-0	0	0-0	0	0	42	
RIDDER, Desmond	1	0-0	0-0	0-0	0	0-0	0	0	6	6	0-0	0-0	0-1	0	0-0	0	0	36	
SMITH, Cole	0	1-1	0-0	0-0	0	0-0	0	0	3	0	6-13	54-56	0-0	0	0-0	0	0	72	
TOTAL	26	6-10	26-26	0-0	0	0-0	0	0	200										
OPPONENTS	17	8-8	15-15	0-0	1	1-2	0	0	143										
INTERCEPTIONS	NO.	YDS	AVG	TD	LONG					NO.	YDS	AVG	TD	LONG					
HICKS, Ja'Von	4	37	9.2	0	22					4	37	9.2	0	22					
YOUNG, Perry	2	2	1	1	2					2	2	1	1	2					
WHITE, Jarell	1	5	5	0	5					2	5	2.5	0	5					
BRYANT, Coby	1	0	0	0	0					3	0	0	0	0					
GARDNER, Ahmad	1	16	16	1	16					1	16	16	1	16					
FORREST, Darrick	1	16	16	0	16					2	39	19.5	0	23					
JEFFERIES, Cam	1	57	57	0	57					2	57	28.5	0	57					
TOTAL	11	133	12.1	2	57														
OPPONENTS	5	137	27.4	0	66														
ALL PURPOSE	G	RUSH	REC	PR	KOR	IR	TOT	AVG/G		G	RUSH	REC	PR	KOR	IR	TOT	AVG/G		
WARREN, Michael	7	498	107	0	0	0	605	86.4		31	2151	396	0	439	0	2986	96.3		
PIERCE, Alec	7	0	410	0	0	0	410	58.6		18	0	410	0	0	0	410	22.8		
TUCKER, Tre	7	12	72	2	318	0	404	57.7		7	12	72	2	318	0	404	57.7		
DEGUARA, Josiah	7	2	293	0	0	0	295	42.1		39	0	906	0	0	0	906	23.2		
MEDARIS, Rashad	7	1	248	0	0	0	249	35.6		24	1	781	0	0	0	782	32.6		
DOAKS, Gerrid	5	214	28	0	0	0	242	48.4		14	727	163	0	0	0	890	63.6		
MONTGOMERY, Ryan	7	54	0	154	0	0	208	29.7		7	54	0	154	0	0	208	29.7		
RIDDER, Desmond	7	202	0	0	0	0	202	28.9		20	785	0	0	0	0	785	39.2		
THOMAS, Tavion	4	190	6	0	0	0	196	49		14	689	4	0	0	0	693	49.5		
JACKSON, Jayshon	7	0	99	0	0	0	99	14.1		20	0	377	0	0	0	377	18.9		
GEDDIS, Thomas	7	0	95	0	0	0	95	13.6		39	0	850	0	125	0	975	25		
JEFFERIES, Cam	7	0	0	0	0	57	57	8.1		20	0	0	0	0	57	57	2.8		
HICKS, Ja'Von	7	0	0	0	0	37	37	5.3		17	0	0	0	0	37	37	2.2		
BRYANT, Ben	4	36	0	0	0	0	36	9		5	32	0	0	0	0	32	6.4		
MBODJ, Malick	3	0	36	0	0	0	36	12		19	0	110	0	0	0	110	5.8		
KOPAYGARODSKY, Mike	6	19	0	0	13	0	32	5.3		6	19	0	0	13	0	32	5.3		
CLOUD, Trent	7	0	27	0	0	0	27	3.9		20	0	76	0	0	0	76	3.8		
WHYLE, Josh	6	0	19	0	0	0	19	3.2		10	0	19	0	0	0	19	1.9		
FORREST, Darrick	7	0	0	0	0	16	16	2.3		32	0	0	0	0	39	39	1.2		
GARDNER, Ahmad	7	0	0	0	0	16	16	2.3		7	0	0	0	0	16	16	2.3		
TAYLOR, Leonard	7	0	13	0	0	0	13	1.9		18	0	44	0	9	0	53	2.9		
SMITH, Blue	2	0	11	0	0	0	11	5.5		2	0	11	0	0	0	11	5.5		
LABELLE, Bruno	7	0	9	0	0	0	9	1.3		32	0	69	0	0	0	69	2.2		
WHITE, Jarell	7	0	0	0	0	5	5	0.7		32	0	0	0	0	5	5	0.2		
YOUNG, Perry	7	0	0	0	0	2	2	0.3		39	0	0	0	0	2	2	0.1		
FISCHER, Wyatt	7	0	0	-10	0	0	-10	-1.4		9	0	0	-10	0	0	-10	-1.1		
TOTAL	7	1214	1473	146	331	133	3297	471.0											
OPPONENTS	7	971	1442	60	473	137	3083	440.4											

# 2019 CINCINNATI FOOTBALL

## SEASON & CAREER STATISTICS

### SEASON STATISTICS

FIELD GOALS	ATT	GOOD	LONG	BLKD
CROSA, Sam	9	5	44	3
SMITH, Cole	1	1	50	0
<b>TOTAL</b>	<b>10</b>	<b>6</b>	<b>50</b>	<b>3</b>
<b>OPPONENTS</b>	<b>8</b>	<b>8</b>	<b>41</b>	<b>0</b>

PUNTING	NO.	YDS	AVG	LONG	TB	FC	I20	BLKD
SMITH, James	37	1588	42.9	59	1	17	14	0
<b>TOTAL</b>	<b>37</b>	<b>1588</b>	<b>42.9</b>	<b>59</b>	<b>1</b>	<b>17</b>	<b>14</b>	<b>0</b>
<b>OPPONENTS</b>	<b>38</b>	<b>1647</b>	<b>43.3</b>	<b>72</b>	<b>2</b>	<b>10</b>	<b>9</b>	<b>1</b>

KICKOFFS	NO.	YDS	AVG	TB	OB	RETN	NET	YDLN
JONES, Ryan	39	2293	58.8	8	0			
<b>TOTAL</b>	<b>39</b>	<b>2293</b>	<b>58.8</b>	<b>8</b>	<b>0</b>	<b>473</b>	<b>41.5</b>	<b>23</b>
<b>OPPONENTS</b>	<b>32</b>	<b>1890</b>	<b>59.1</b>	<b>14</b>	<b>2</b>	<b>331</b>	<b>37.8</b>	<b>27</b>

PUNT RETURNS	NO.	YDS	AVG	TD	LONG
MONTGOMERY, Ryan	14	154	11	0	25
FISCHER, Wyatt	1	-10	-10	0	0
TUCKER, Tre	1	2	2	0	2
<b>TOTAL</b>	<b>16</b>	<b>146</b>	<b>9.1</b>	<b>0</b>	<b>25</b>
<b>OPPONENTS</b>	<b>13</b>	<b>60</b>	<b>4.6</b>	<b>0</b>	<b>11</b>

KICK RETURNS	NO.	YDS	AVG	TD	LONG
TUCKER, Tre	14	318	22.7	0	42
KOPAYGARODSKY, Mike	1	13	13	0	13
<b>TOTAL</b>	<b>15</b>	<b>331</b>	<b>22.1</b>	<b>0</b>	<b>42</b>
<b>OPPONENTS</b>	<b>26</b>	<b>473</b>	<b>18.2</b>	<b>0</b>	<b>45</b>

FUMBLE RETURNS	NO.	YDS	AVG	TD	LONG
HICKS, Ja'Von	1	0	0	0	0
<b>TOTAL</b>	<b>1</b>	<b>0</b>	<b>0</b>	<b>0</b>	<b>0</b>
<b>OPPONENTS</b>	<b>0</b>	<b>0</b>	<b>0</b>	<b>0</b>	<b>0</b>

### CAREER STATISTICS

ATT	GOOD	LONG	BLKD	PCT.
31	25	45	3	82.7
13	6	50	2	46.2

NO.	YDS	AVG	LONG	TB	FC	I20	BLKD
160	7026	43.9	72	2	70	60	0

NO.	YDS	AVG	TB	OB
224	13119	58.6	65	7

NO.	YDS	AVG	TD	LONG
14	154	11	0	25
1	-10	-10	0	0
1	2	2	0	2

NO.	YDS	AVG	TD	LONG
14	318	22.7	0	42
1	13	13	0	13

NO.	YDS	AVG	TD	LONG
1	0	0	0	0

# 2019 CINCINNATI FOOTBALL

## SEASON & CAREER STATISTICS

### SEASON STATISTICS

### CAREER STATISTICS

DEFENSIVE LEADERS	GP	S	A	TOT	TFL	SCK	INT	PBU	FR	FF	BLK	GP	S	A	TOT	TFL	SCK	INT	PBU	FR	FF	BLK
FORREST, Darrick	7	32	29	61	1.5	.	1	2	.	.	.	32	64	51	115	1.5	.	2	4	1	.	.
WRIGHT, Bryan	7	16	24	40	4.5	2	.	3	1	1	.	34	61	77	138	19.5	7	1	5	2	2	.
YOUNG, Perry	7	16	23	39	2.5	.	2	1	.	.	.	39	116	111	227	15.5	0.5	2	6	2	1	.
WHITE, Jarell	7	20	16	36	3.5	1	1	1	.	3	.	32	73	67	140	13	1.5	2	3	.	3	.
BRYANT, Coby	7	18	11	29	0.5	.	1	4	.	.	.	32	50	16	66	0.5	.	3	13	.	1	.
HICKS, Ja'Von	7	13	10	23	0	.	4	1	3	1	.	17	18	16	34	0	.	4	2	3	1	.
VANN, Malik	7	12	11	23	3	2.5	.	1	.	.	.	19	13	18	31	4	3.5	.	1	.	.	.
TUCKY, Ethan	7	11	12	23	5	1	.	.	.	.	1	20	26	22	48	9	3	.	2	1	.	2
PITTS, Michael	7	10	12	22	7.5	4.5	.	1	1	.	.	27	28	31	59	15	8.5	.	3	1	.	1
SANDERS, Myjai	7	10	11	21	4.5	2.5	.	1	1	1	.	17	12	16	28	4.5	2.5	.	1	1	1	.
PONDER, Elijah	7	7	12	19	5	2.5	.	.	.	.	.	16	12	16	28	6	3.5	.	.	.	1	.
DUBLANKO, Joel	7	5	13	18	1.5	.	.	.	.	1	.	32	14	39	53	3	.	.	.	.	1	.
BROWN, Marcus	7	7	10	17	4.5	2	.	.	1	1	.	31	11	26	37	6.5	2	.	2	1	1	.
BEAVERS, Darrian	7	8	8	16	0	.	.	.	.	.	.	7	8	8	16	0	.	.	.	.	.	.
JEFFERIES, Cam	7	11	5	16	0	.	1	3	.	.	.	20	36	14	50	4	.	2	14	2	.	.
BROOKS, Curtis	7	5	10	15	2.5	.	.	2	1	.	.	31	17	37	54	2.5	.	.	2	1	.	.
BUSH, Arquon	4	7	6	13	0	.	.	4	.	1	.	8	10	6	16	0	.	2	6	1	1	.
WARD, Taj	7	8	3	11	0	.	.	.	.	.	.	11	9	3	12	0	.	.	.	.	.	.
TAYLOR, Jabari	7	2	6	8	0	.	.	.	.	.	.	13	3	9	12	0.5	.	.	.	.	.	.
GARDNER, Ahmad	7	7	1	8	0	.	1	3	.	.	.	7	7	1	8	0	.	1	3	.	.	.
POTTS, RJ	6	3	4	7	0	.	.	.	.	.	.	19	7	11	18	0.5	.	.	.	.	.	.
DINGLE, Jacob	5	2	5	7	0	.	.	.	.	.	.	5	2	5	7	0	.	.	.	.	.	.
HUBER, Wilson	7	.	5	5	0	.	.	.	.	.	.	20	2	6	8	0	.	.	.	.	.	.
HARRIS, Justin	7	3	2	5	0	.	.	1	.	.	.	7	3	2	5	0	.	.	1	.	.	.
SHEPPARD, Jaquan	3	2	2	4	0	.	.	.	.	.	.	3	2	2	4	0	.	.	.	.	.	.
INGLE, Brody	6	1	2	3	0	.	.	.	.	.	.	6	1	2	3	0	.	.	.	.	.	.
PIERCE, Alec	7	2	1	3	0	.	.	.	.	.	.	18	5	4	9	0	.	.	.	.	.	.
TUCKER, Tre	7	2	1	3	0	.	.	.	.	.	.	7	2	1	3	0	.	.	.	.	.	.
CLOUD, Trent	7	2	.	2	0	.	.	.	.	.	.	20	3	.	3	0	.	.	.	.	.	.
MEDARIS, Rashad	7	2	.	2	0	.	.	.	.	.	.	24	5	.	5	0	.	.	.	.	.	.
SCHROER, Joe	1	.	2	2	0	.	.	.	.	.	.	3	.	2	2	0	.	.	.	.	.	.
BAKER, DeMarco	7	.	1	1	0	.	.	.	.	.	.	7	.	1	1	0	.	.	.	.	.	.
WOOD, Zach	7	.	1	1	0	.	.	.	.	.	.	20	.	2	2	0	.	.	.	.	.	.
McConnell, Vincent	7	1	.	1	0	.	.	.	.	.	.	19	1	.	1	0	.	.	.	.	.	.
DEGUARA, Josiah	7	1	.	1	0	.	.	.	.	.	.	39	1	1	2	0	.	.	.	.	.	.
VAN FOSSEN, Ty	6	.	1	1	0	.	.	.	.	.	.	7	.	1	1	0	.	.	1	.	.	.
HARPER, Darius	7	1	.	1	0	.	.	.	.	.	.	9	1	.	1	0	.	.	.	.	.	.
<b>TOTAL</b>	<b>7</b>	<b>249</b>	<b>260</b>	<b>509</b>	<b>46</b>	<b>19</b>	<b>11</b>	<b>28</b>	<b>8</b>	<b>9</b>	<b>1</b>											
<b>OPPONENTS</b>	<b>7</b>	<b>241</b>	<b>312</b>	<b>553</b>	<b>42</b>	<b>17</b>	<b>5</b>	<b>19</b>	<b>5</b>	<b>5</b>	<b>3</b>											



# 2019 CINCINNATI FOOTBALL

## STARTERS

OFFENSE	LT	LG	C	RG	RT	TE/WR	WR/TE	WR/TE	WR/TE	QB	RB
UCLA	Metz	Cooper	Robinson	James	Ferguson	Deguara	Labelle	Pierce	Jackson	Ridder	Warren
@ Ohio State	Metz	Cooper	Robinson	James	Ferguson	Deguara	Laballe	Taylor	Huber	Ridder	Warren
MIAMI (OH)	Ferguson	Cooper	Robinson	James	Metz	Deguara	Cloud	Pierce	Medaris	Ridder	Warren
@ Marshall	Ferguson	Cooper	Robinson	James	Metz	Deguara	Labelle	Pierce	Cloud	Ridder	Warren
UCF	Harper	McConnell	Robinson	James	Metz	Deguara	Medaris	Pierce	Jackson	Ridder	Warren
@ Houston	Harper	McConnell	Robinson	James	Metz	Deguara	Medaris	Pierce	Cloud	Ridder	Warren
TULSA	Ferguson	McConnell	Robinson	James	Metz	Deguara	Medaris	Pierce	Cloud	Ridder	Warren
@ ECU											
UCONN											
@ USF											
TEMPLE											
@ Memphis											

DEFENSE	JACK/DE	DT	DT	DE/N	WLB	MLB	SLB	CB	S	S	CB
UCLA	Pitts	Ponder	J. Taylor	Sanders	Young	Wright	Beavers	C. Bryant	Forrest	Hicks	Jefferies
@ Ohio State	Pitts	Ponder	J. Taylor	Sanders	Young	Wright	Beavers	C. Bryant	Forrest	Hicks	Jefferies
MIAMI (OH)	Pitts	Ponder	J. Taylor	Sanders	Young	Wright	Beavers	C. Bryant	Forrest	Hicks	Jefferies
@ Marshall	Pitts	Ponder	J. Taylor	Sanders	Young	Wright	Beavers	C. Bryant	Forrest	Hicks	Jefferies
UCF	Sanders	Ponder	J. Taylor	Bush	Young	Wright	Beavers	C. Bryant	Forrest	Hicks	Jefferies
@ Houston	Pitts	Ponder	J. Taylor	Sanders	Young	Wright	Beavers	C. Bryant	Forrest	Hicks	Jefferies
TULSA											
@ ECU											
UCONN											
@ USF											
TEMPLE											
@ Memphis											

## START CHART

PLAYER	2019	CAR.	CONS.
Darrian Beavers, LB	7	14 *	7
Coby Bryant, CB	7	19	7
Arquon Bush, CB	2	2	1
Trent Cloud, WR	4	4	2
Jeremy Cooper, OL	4	4	0
Josiah Degaura, TE	7	20	20
Gerrid Doaks, RB	0	4	0
Chris Ferguson, OL	5	17	1
Darrick Forrest, S	7	19	11
Thomas Geddis, WR	0	22	0
Darius Harper, OL	2	2	0
Ja'Von Hicks, S	7	7	7

PLAYER	2019	CAR.	CONS.
Javan Hawes, WR	0	1	0
Wilson Huber, TE	1	1	0
Jayshon Jackson, WR	2	3	0
Morgan James, OL	7	20	20
Cam Jefferies, CB	7	24 *	16
Bruno Labelle, TE	3	6	0
Vincent McConnell, OL	3	3	3
Rashad Medaris, WR	4	14	3
Lorenz Metz, OL	7	7	7
Alec Pierce, WR	6	6	5
Michael Pitts, DE	5	18	0
Elijah Ponder, DT	7	7	7

PLAYER	2019	CAR.	CONS.
Desmond Ridder, QB	7	19	19
Jakari Robinson, OL	7	7	7
Myjai Sanders, DE	7	7	7
Jabari Taylor, DT	7	7	7
Leonard Taylor, TE	1	1	0
Tavion Thomas, RB	0	1	0
Michael Warren II, RB	7	19	8
Jarell White, LB	0	10	0
James Wiggins, S	0	12	0
Bryan Wright, LB	7	27	20
Perry Young, LB	7	26	7

*Jefferies started seven games at Bowling Green in 2017.  
Beavers started seven games at UConn in 2018*

# 2019 CINCINNATI FOOTBALL

## PARTICIPATION

#	Name	GP/GS	UCLA	OSU	MIA	MAR	UCF	HOU	TUL	ECU	UCONN	USF	TEM	MEM
40	BAKER, DeMarco	7/-	XXX	XXX	XXX	XXX	XXX	XXX	XXX					
27	BEAVERS, D.	7/7	START	START	START	START	START	START	START					
34	BOLDEN, Kyle	1/-	...	...	...	XXX	...	...	...					
92	BROOKS, Curtis	7/-	XXX	XXX	XXX	XXX	XXX	XXX	XXX					
99	BROWN, Marcus	7/-	XXX	XXX	XXX	XXX	XXX	XXX	XXX					
6B	BRYANT, Ben	4/-	...	XXX	XXX	XXX	...	XXX	...					
7B	BRYANT, Coby	7/7	START	START	START	START	START	START	START					
9B	BUSH, Arquon	4/2	...	...	...	XXX	START	XXX	START					
60	BYCZNSKI, Zach	1/-	...	...	...	XXX	...	...	...					
13	CLOUD, Trent	7/4	XXX	XXX	START	START	XXX	START	START					
74	COOPER, Jeremy	4/4	START	START	START	START	...	...	...					
31	CROSA, Sam	7/-	XXX	XXX	XXX	XXX	XXX	XXX	XXX					
83	DEGUARA, Josiah	7/7	START	START	START	START	START	START	START					
29	DINGLE, Jacob	5/-	...	...	XXX	XXX	XXX	XXX	XXX					
23	DOAKS, Gerrid	5/-	XXX	...	...	XXX	XXX	XXX	XXX					
41	DUBLANKO, Joel	7/-	XXX	XXX	XXX	XXX	XXX	XXX	XXX					
75	FERGUSON, Chris	5/5	START	START	START	START	...	...	START					
84	FISCHER, Wyatt	7/-	XXX	XXX	XXX	XXX	XXX	XXX	XXX					
5	FORREST, D.	7/7	START	START	START	START	START	START	START					
1G	GARDNER, Ahmad	7/-	XXX	XXX	XXX	XXX	XXX	XXX	XXX					
4	GEDDIS, Thomas	7/-	XXX	XXX	XXX	XXX	XXX	XXX	XXX					
5B	HARPER, Darius	7/2	XXX	XXX	XXX	XXX	START	START	XXX					
4H	HARRIS, Justin	7/-	XXX	XXX	XXX	XXX	XXX	XXX	XXX					
7	HAWES, Javan	2/-	...	XXX	...	...	...	XXX	...					
3S	HAWTHORNE, S.	1/-	...	...	...	XXX	...	...	...					
54	HEIL, Alex	1/-	...	...	...	XXX	...	...	...					
3H	HICKS, Ja'Von	7/7	START	START	START	START	START	START	START					
82	HUBER, Wilson	7/1	XXX	START	XXX	XXX	XXX	XXX	XXX					
30	INGLE, Brody	6/-	...	XXX	XXX	XXX	XXX	XXX	XXX					
2	JACKSON, J.	7/2	START	XXX	XXX	XXX	START	XXX	XXX					
7B	JAMES, Morgan	7/7	START	START	START	START	START	START	START					
14	JEFFERIES, Cam	7/7	START	START	START	START	START	START	START					
97	JONES, Ryan	7/-	XXX	XXX	XXX	XXX	XXX	XXX	XXX					
87	LABELLE, Bruno	7/3	START	START	XXX	START	XXX	XXX	XXX					
65	LAMB, Cody	4/-	...	...	...	XXX	XXX	XXX	XXX					
47	LAWLER, Nate	4/-	...	...	...	XXX	XXX	XXX	XXX					
3K	KOPAYGARODSKY M	6/-	...	XXX	XXX	XXX	XXX	XXX	XXX					
52	MARTIN, Daeshon	3/1	...	...	...	XXX	START	XXX	...					
8	MBODJ, Malick	3/-	...	...	...	XXX	...	XXX	XXX					
77	MCCONNELL, V.	7/3	XXX	XXX	XXX	XXX	START	START	START					
17	MEDARIS, Rashad	7/4	XXX	XXX	START	XXX	START	START	START					
51	METZ, Lorenz	7/7	START	START	START	START	START	START	START					
22	MONTGOMERY, R.	7/-	XXX	XXX	XXX	XXX	XXX	XXX	XXX					
50	O'QUINN, Dylan	7/-	XXX	XXX	XXX	XXX	XXX	XXX	XXX					
12	PIERCE, Alec	7/6	START	XXX	START	START	START	START	START					
43	PITTS, Michael	7/5	START	START	START	START	XXX	START	XXX					
93	PONDER, Elijah	7/7	START	START	START	START	START	START	START					
2P	POTTS, RJ	6/-	XXX	XXX	XXX	XXX	XXX	XXX	...					
9	RIDDER, Desmond	7/7	START	START	START	START	START	START	START					
5R	ROBINSON, J.	7/6	START	START	START	START	XXX	START	START					
35	ROYER, Ryan	1/-	...	...	...	XXX	...	...	...					
21	SANDERS, Myjai	7/7	START	START	START	START	START	START	START					
95	SCHROEDER, Joe	1/-	...	...	...	XXX	...	...	...					
39	SHEPPARD, J.	3/-	...	...	...	XXX	XXX	XXX	...					
1	SMITH, Blue	2/-	...	...	XXX	XXX	...	...	...					
19	SMITH, Cole	1/-	...	...	...	...	...	...	XXX					
37	SMITH, James	7/-	XXX	XXX	XXX	XXX	XXX	XXX	XXX					
8S	STADERMAN, Nick	1/-	...	...	...	...	...	...	XXX					
90	TAYLOR, Jabari	7/7	START	START	START	START	START	START	START					
1T	TAYLOR, Leonard	7/1	XXX	START	XXX	XXX	XXX	XXX	XXX					
5D	THOMAS, Tavion	4/-	...	XXX	XXX	XXX	XXX	...	...					
2T	TUCKER, Tre	7/-	XXX	XXX	XXX	XXX	XXX	XXX	XXX					
1D	TUCKY, Ethan	7/-	XXX	XXX	XXX	XXX	XXX	XXX	XXX					
1V	VAN FOSSEN, Ty	6/-	XXX	...	XXX	XXX	XXX	XXX	XXX					
42	VANN, Malik	7/-	XXX	XXX	XXX	XXX	XXX	XXX	XXX					
15	WARD, Taj	7/-	XXX	XXX	XXX	XXX	XXX	XXX	XXX					
3	WARREN, Michael	7/7	START	START	START	START	START	START	START					
8W	WHITE, Jarell	7/-	XXX	XXX	XXX	XXX	XXX	XXX	XXX					
81	WHYLE, Josh	6/-	XXX	XXX	...	XXX	XXX	XXX	XXX					
59	WOOD, Zach	7/-	XXX	XXX	XXX	XXX	XXX	XXX	XXX					
11	WRIGHT, Bryan	7/7	START	START	START	START	START	START	START					
6	YOUNG, Perry	7/7	START	START	START	START	START	START	START					

2019 CINCINNATI FOOTBALL

LONG PLAYS

YDS.	TYPE	PLAYER(S)	OPP.
*75	Pass	MEDARIS, Rashad from RIDDER, Desmond	Houston
*73	Rush	WARREN, Michael	Miami (OH)
60	Rush	WARREN, Michael	UCF
57	INT	JEFFERIES, Cam	UCF
56	Pass	TUCKER, Tre from BRYANT, Ben	Marshall
52	Pass	PIERCE, Alec from RIDDER, Desmond	UCLA
*51	Pass	GEDDIS, Thomas from RIDDER, Desmond	Miami (OH)
49	Pass	PIERCE, Alec from RIDDER, Desmond	Tulsa
46	Pass	PIERCE, Alec from RIDDER, Desmond	Ohio State
46	Pass	PIERCE, Alec from RIDDER, Desmond	Marshall
44	Pass	PIERCE, Alec from RIDDER, Desmond	Houston
42	KR	TUCKER, Tre	Houston
38	Rush	THOMAS, Tavion	Marshall
36	Pass	MEDARIS, Rashad from RIDDER, Desmond	Houston
32	KR	TUCKER, Tre	Marshall
30	KR	TUCKER, Tre	Ohio State
29	KR	TUCKER, Tre	Houston
*28	Pass	DOAKS, Gerrid from RIDDER, Desmond	Tulsa
28	KR	TUCKER, Tre	UCLA
*27	Pass	DEGUARA, Josiah from RIDDER, Desmond	Miami (OH)
*27	Rush	DOAKS, Gerrid	Tulsa
26	Pass	MEDARIS, Rashad from RIDDER, Desmond	UCF
26	Rush	MONTGOMERY, Ryan	Miami (OH)
26	Pass	PIERCE, Alec from RIDDER, Desmond	Marshall
25	PR	MONTGOMERY, Ryan	UCLA
25	Pass	PIERCE, Alec from RIDDER, Desmond	Ohio State
23	Pass	WARREN, Michael from RIDDER, Desmond	Miami (OH)
23	Pass	MEDARIS, Rashad from RIDDER, Desmond	Tulsa
23	Rush	RIDDER, Desmond	Tulsa
22	INT	HICKS, Ja'Von	Houston
22	KR	TUCKER, Tre	Miami (OH)
22	Pass	DEGUARA, Josiah from RIDDER, Desmond	UCF
22	KR	TUCKER, Tre	Tulsa
*21	Pass	WARREN, Michael from RIDDER, Desmond	UCLA
21	Rush	BRYANT, Ben	Ohio State
21	Pass	DEGUARA, Josiah from RIDDER, Desmond	Ohio State
21	Pass	DEGUARA, Josiah from RIDDER, Desmond	Tulsa
20	Pass	DEGUARA, Josiah from RIDDER, Desmond	Ohio State
20	KR	TUCKER, Tre	Tulsa
20	PR	MONTGOMERY, Ryan	Tulsa

\* touchdown scored on play

BY PLAYER

PLAYER	NO.	TD	R	P	KR	PR	IR	FR
TUCKER, Tre	9	0	0	1	8	0	0	0
PIERCE, Alec	7	0	0	7	0	0	0	0
DEGUARA, Josiah	5	1	0	5	0	0	0	0
WARREN, Michael	4	2	2	2	0	0	0	0
MEDARIS, Rashad	4	1	0	4	0	0	0	0
MONTGOMERY, Ryan	3	0	1	0	0	2	0	0
DOAKS, Gerrid	2	2	1	1	0	0	0	0
GEDDIS, Thomas	1	1	0	1	0	0	0	0
BRYANT, Ben	1	0	1	0	0	0	0	0
HICKS, Ja'Von	1	0	0	0	0	0	1	0
RIDDER, Desmond	1	0	1	0	0	0	0	0
JEFFERIES, Cam	1	0	0	0	0	0	1	0
THOMAS, Tavion	1	0	1	0	0	0	0	0
TOTAL	40	7	7	21	8	2	2	0

BY NUMBER

PLAYS BY YARDS	NO.	TD
100+	0	0
90-99	0	0
80-89	0	0
70-79	2	2
60-69	1	0
50-59	4	1
40-49	5	0
30-39	4	0
20-29	24	4
PLAYS BY TYPE	NO.	TD
Rushing	7	2
Passing	21	5
Punt returns	2	0
Kick returns	8	0
Interceptions	2	0
Fumble returns	0	0
Other	0	0
TOTAL	40	7

LONGEST PLAYS

OFFENSE			
TYPE	YARDS	PLAYER	OPPONENT
Rush	73	Warren	Miami (OH)
Rushing TD	73	Warren	Miami (OH)
Pass	75	Ridder to Medaris	@ Houston
Passing TD	75	Ridder to Medaris	@ Houston
SPECIAL TEAMS			
TYPE	YARDS	PLAYER	OPPONENT
Punt Return	25	Montgomery	UCLA
Kick Return	42	Tucker	@ Houston
Punt	59	J. Smith	UCLA/@ Houston
Field Goal	50	C. Smith	Tulsa
DEFENSE			
TYPE	YARDS	PLAYER	OPPONENT
Int. Return	57	Jefferies	UCF
Fumble Return	N/A		

## AUG 29 UCLA

SCORING PLAY	QTR	CLOCK	PLAYS	YDS	TIME
Deguara 16-yard pass from Ridder	1	07:09	6	83	3:09
Crosa 44-yard field goal	2	09:13	10	32	4:27
Warren 12-yard rush	3	11:44	5	30	2:43
Warren 21-yard pass from Ridder	4	14:51	10	75	5:49

## SEPT 7 @ 5 OHIO STATE

SCORING PLAY	QTR	CLOCK	PLAYS	YDS	TIME
None					

## SEPT 14 MIAMI (OH)

SCORING PLAY	QTR	CLOCK	PLAYS	YDS	TIME
Warren 8-yard rush	2	13:35	12	77	4:30
Warren 1-yard rush	2	00:10	10	44	1:59
Deguara 27-yard pass from Ridder	3	10:37	11	78	4:19
Geddis 51-yard pass from Ridder	3	05:27	4	63	1:42
Warren 73-yard rush	3	03:24	2	75	0:47

## SEPT 28 @ MARSHALL

SCORING PLAY	QTR	CLOCK	PLAYS	YDS	TIME
Medaris 13-yard pass from Ridder	1	12:40	5	61	2:20
Pierce 17-yard pass from Ridder	1	02:53	19	64	8:48
Deguara 13-yard pass from Ridder	2	08:45	7	88	2:41
Deguara 2-yard rush	2	01:10	9	75	3:51
Labelle 4-yard pass from Ridder	3	08:46	10	57	5:13
Crosa 32-yard field goal	3	01:39	6	50	2:55
Thomas 1-yard rush	3	00:03	2	57	0:31
Kopaygarodsky 1-yard rush	4	01:20	7	52	3:23

## OCT. 4 18/19 UCF

SCORING PLAY	QTR	CLOCK	PLAYS	YDS	TIME
Crosa 38-yard field goal	2	12:08	10	58	4:31
Cloud 5-yard pass from Ridder	2	06:49	4	19	1:58
Crosa 26-yard field goal	3	10:06	10	66	4:54
Gardner 12-yard interception return	3	05:08			
Pierce 11-yard pass from Ridder	4	14:55	3	77	0:45

## OCT. 12 @ HOUSTON

SCORING PLAY	QTR	CLOCK	PLAYS	YDS	TIME
Ridder 13-yard rush	1	12:44	5	75	2:16
Medaris 75-yard pass from Ridder	1	07:13	1	75	0:11
Deguara 15-yard pass from Ridder	2	08:33	3	35	1:28
Warren 11-yard pass from Ridder	4	13:41	7	34	3:43
Crosa 32-yard field goal	4	04:27	10	48	4:42
Young 2-yard interception return	4	03:28			

## OCT. 19 TULSA

SCORING PLAY	QTR	CLOCK	PLAYS	YDS	TIME
C. Smith 50-yard field goal	1	11:50	4	2	1:18
Doaks 4-yard rush	1	06:49	7	49	2:57
Doaks 28-yard pass from Ridder	3	08:33	8	65	3:49
Doaks 27-yard run	4	03:37	1	27	0:06

## DRIVE SUMMARIES

## AVERAGE SCORING DRIVE/PLAY STATS

Plays: 6.9 per drive Yards: 56.2 per drive Avg. Drive Time: 3:04

## BY THE NUMBERS

SCORING DRIVES - 30

PLAYS 208

YARDS 1,688

SECONDS 5,505

## LONGEST

Longest drive (time):

8:48 @ Marshall

19 plays, 64 yards, Pierce 17-yard pass from Ridder

Longest drive (yards):

88 yards @ Marshall

7 plays, 2:41, Deguara 13-yard pass from Ridder

## SHORTEST

Shortest drive (time):

0:06 vs. Tulsa

1 plays, 27 yards, Doaks 27-yard rush

Shortest drive (yards):

2 yards vs. Tulsa

4 plays, 1:18, C. Smith 50-yard field goal

2019 CINCINNATI FOOTBALL

DRIVE CHART / POSSESSION

CINCINNATI SEASON DRIVE CHART

OPPONENT	TOTAL DRIVES	TOTAL YARDS	AVG. START POSITION	START IN OPP.	----- HOW ENDED -----						CLOCK
					TD	FG	MISSED FG	PUNT	DOWNS	TO	
UCLA	13	417	Own 41	3	3	1	1	4	1	2	1
@ Ohio State	11	273	Own 22	0	0	0	1	8	0	2	0
MIAMI (OH)	13	420	Own 33	2	5	0	0	5	1	1	1
@ Marshall	12	525	Own 30	0	7	1	0	3	0	1	0
UCF	15	341	Own 35	4	2	2	0	8	0	1	2
@ Houston	14	394	Own 30	2	4	1	1	5	0	1	2
TULSA	14	317	Own 35	4	3	1	1	4	1	2	2
@ ECU											
UCONN											
@ USF											
TEMPLE											
@ Memphis											
TOTALS	78	2,687	Own 34	15	24	6	4	37	3	10	8

**Note-** Non-offensive touchdowns and turnovers on punt returns and kick returns are not counted as drives.

OPPONENT SEASON DRIVE CHART

OPPONENT	TOTAL DRIVES	TOTAL YARDS	AVG. START POSITION	START IN OPP.	----- HOW ENDED -----						CLOCK
					TD	FG	MISSED FG	PUNT	DOWNS	TO	
UCLA	12	218	Own 26	1	2	0	0	5	1	4	1
@ Ohio State	12	508	Own 29	1	6	0	0	3	1	0	2
MIAMI (OH)	13	207	Own 26	1	1	2	0	7	1	1	1
@ Marshall	13	256	Own 25	1	2	0	0	8	1	0	2
UCF	15	423	Own 24	1	2	3	0	6	0	4	0
@ Houston	14	424	Own 27	1	3	1	0	4	1	5	0
TULSA	13	377	Own 25	1	1	2	0	5	0	5	0
@ ECU											
UCONN											
@ USF											
TEMPLE											
@ Memphis											
TOTALS	79	2,413	Own 27	7	17	8	0	38	5	19	6

**Note-** Non-offensive touchdowns and turnovers on punt returns and kick returns are not counted as drives.

TIME OF POSSESSION

DATE	OPPONENT	SCORE	OVERALL	1ST QTR	2ND QTR	3RD QTR	4TH QTR
08/29	UCLA	W 24-14	38:27	9:47	10:18	10:35	7:47
09/07	@ Ohio State	L 0-42	28:39	6:31	7:46	7:49	6:33
09/14	MIAMI (OH)	W 35-13	32:52	6:04	6:46	8:41	11:21
09/28	@ Marshall	W 52-14	37:08	11:08	8:07	10:04	7:49
10/04	UCF	W 27-24	31:52	4:51	7:35	9:29	9:57
10/12	@ Houston	W 27-24	31:52	4:51	7:35	9:29	9:57
10/19	TULSA	W 24-13	28:56	6:45	5:14	7:05	9:52
11/02	@ ECU						
11/09	UCONN						
11/16	@ USF						
11/23	TEMPLE						
11/29	@ Memphis						
CINCINNATI			Total	227:34	52:18	52:47	62:39
			Avg.	32:30	7:28	7:32	8:32
OPPONENTS			Total	192:26	52:42	52:13	42:21
			Avg.	27:29	7:31	7:27	6:27



2019 CINCINNATI FOOTBALL

RED ZONE / OVERTIME

CINCINNATI IN THE RED ZONE (21 of 31 / 67.7%)

										----- FAILED TO SCORE INSIDE RZ -----					
DATE	OPPONENT	SCORE	#	RZS	RZP	TDs	RTD	PTD	FGM	FGA	DOWN	INT	FMB	HALF	GAME
08/29	UCLA	W, 24-14	6	3	21	3	1	2	0	1	0	1	0	1	0
09/07	@ Ohio State	L, 0-42	3	0	0	0	0	0	0	1	0	1	1	0	0
09/14	MIAMI (OH)	W, 35-13	3	2	14	2	2	0	0	0	1	0	0	0	0
09/28	@ Marshall	W, 52-14	8	8	52	7	2	5	1	0	0	0	0	0	0
10/04	UCF	W, 27-24	3	3	17	2	0	2	1	0	0	0	0	0	0
10/12	@ Houston	W, 38-23	5	4	24	3	1	2	1	1	0	0	0	0	0
10/19	TULSA	W, 24-13	3	1	7	1	1	0	0	1	1	0	0	0	0
11/02	@ ECU														
11/09	UCONN														
11/16	@ USF														
11/23	TEMPLE														
11/29	@ Memphis														
TOTALS			31	21	135	18	7	11	3	4	2	2	1	1	0

OPPONENTS IN THE RED ZONE (18 of 25 / 72.0%)

										----- FAILED TO SCORE INSIDE RZ -----					
DATE	OPPONENT	SCORE	#	RZS	RZP	TDs	RTD	PTD	FGM	FGA	DOWN	INT	FMB	HALF	GAME
08/29	UCLA	W, 24-14	3	1	7	1	0	1	0	0	0	0	2	0	0
09/07	@ Ohio State	L, 0-42	6	5	35	5	3	2	0	0	1	0	0	0	0
09/14	MIAMI (OH)	W, 35-13	3	2	10	1	1	0	1	0	0	0	1	0	0
09/28	@ Marshall	W, 52-14	1	1	7	1	1	0	0	0	0	0	0	0	0
10/04	UCF	W, 27-24	6	4	16	1	1	0	3	0	0	2	0	0	0
10/12	@ Houston	W, 38-23	3	2	9	1	0	1	1	0	0	1	0	0	0
10/19	TULSA	W, 24-13	3	3	13	1	1	0	2	0	0	0	0	0	0
11/02	@ ECU														
11/09	UCONN														
11/16	@ USF														
11/23	TEMPLE														
11/29	@ Memphis														
TOTALS			25	18	97	11	7	4	7	0	1	3	3	0	0

OVERTIME GAMES

YEAR	OPPONENT	W/L	LENGTH	REGULATION	FINAL
1996	Miami (Ohio)	W	3OT	17-17	30-23
1997	at Houston *	L	2OT	31-31	41-38
	at Miami (Ohio)	W	2OT	24-24	34-31
1999	UAB *	L	OT	21-21	24-21
2000	at Wisconsin	L	OT	22-22	28-25
	at Memphis *	W	OT	10-10	13-10
2002	TCU *	W	OT	29-29	36-29
2003	Temple	W	3OT	24-24	30-24
	at USF *	L	2OT	10-10	24-17
2008	at No. 20 West Virginia *	W	OT	20-20	26-23
2012	at No. 16/14 Louisville *	L	OT	31-31	34-31
2013	No. 19/16 Louisville *	L	OT	24-24	31-24
2016	at Tulsa *	L	OT	34-34	40-37
2017	SMU *	L	OT	28-28	31-28
2018	at Temple *	L	OT	17-17	24-17
	at SMU *	W	OT	20-20	26-20

\* - Conference Game

CINCINNATI'S RECORD IN...

All Overtime Games .....	7-9
One Overtime: .....	4-7
Two Overtimes: .....	1-2
Three Overtimes: .....	2-0
Overtime at Home .....	3-3
Overtime on the Road .....	4-6
Overtime Conference Games .....	4-8
Overtime Non-Conference Games .....	3-1
Overtime Coin Toss .....	8-8

POSSESSION RESULT	CINCINNATI	OPP.
Touchdowns	8	7
Field Goals	6	7
Missed Field Goals	0	3
Turnovers	6	5

## 2019 CINCINNATI FOOTBALL

## GAME-BY-GAME RECAPS

**UCLA**  
AUGUST 29, 2019  
CINCINNATI, OHIO

**Ucla**

@ **5 OHIO STATE**  
SEPTEMBER 7, 2019  
COLUMBUS, OHIO



**MIAMI (OH)**  
SEPTEMBER 14, 2019  
CINCINNATI, OHIO



	1	2	3	4	F
UCLA	0	7	7	0	14
Cincinnati	7	3	7	7	24

## SCORING PLAYS

1st	07:09	CIN	Deguara 16 yd pass from Ridder (Crosa kick)
			6-83 3:09, UCLA 0 - CIN 7
2nd	09:13	CIN	Crose 44 yd field goal
			10-32 4:27, UCLA 0 - CIN 10
	08:23	UCLA	Felton 75 yd pass from Th.-Robinson (Molson kick)
			3-75 0:50, UCLA 7 - CIN 10
3rd	11:44	CIN	Warren 12 yd run (Crosa kick)
			5-30 2:43, UCLA 7 - CIN 17
	05:40	UCLA	Cota 7 yd pass from Th.-Robinson (Molson kick)
			7-59 2:23, UCLA 14 - CIN 17
4th	14:51	CIN	Warren 21 yd pass from Ridder (Crosa kick)
			10-75 5:49, UCLA 14 - CIN 24

	UCLA	CIN
FIRST DOWNS.....	12	23
RUSHES-YARDS (NET).....	36-62	49-175
PASSING YDS (NET) .....	156	242
Passes Att-Comp-Int.....	26-8-2	26-18-1
TOTAL OFFENSE PLAYS-YARDS.....	62-218	75-417
Fumble Returns-Yards.....	0-0	0-0
Punt Returns-Yards .....	0-0	1-25
Kickoff Returns-Yards.....	1-12	1-28
Interception Returns-Yards.....	1-66	2-15
Punts (Number-Avg) .....	5-45.6	4-45.0
Fumbles-Lost.....	2-2	1-1
Penalties-Yards .....	9-60	10-63
Possession Time.....	21:33	38:27
Third-Down Conversions .....	6 of 15	8 of 16
Fourth-Down Conversions .....	0 of 1	0 of 1
Red-Zone Scores-Chances.....	1-3	3-6
Sacks By: Number-Yards.....	1-8	2-18

**RUSHING:** UCLA-Felton, Demetric 23-71; Irby, Martell 3-11; Thompson-Robinson, D 10-minus 20. Cincinnati-WARREN, Michael 26-92; DOAKS, Gerrid 10-53; RIDDER, Desmond 9-34; MONTGOMERY, Ryan 1-2; Team 3-minus 6.

**PASSING:** UCLA-Thompson-Robinson, D 8-26-2-156. Cincinnati-RIDDER, Desmond 18-26-1-242.

**RECEIVING:** UCLA-Erwin, Jaylen 3-37; Felton, Demetric 2-91; Dulcich, Greg 1-14; Cota, Chase 1-7; Irby, Martell 1-7. Cincinnati-DEGUARA, Josiah 4-53; JACKSON, Jayshon 3-36; WARREN, Michael 3-27; GEDDIS, Thomas 3-25; PIERCE, Alec 2-59; MEDARIS, Rashad 2-23; WHYLE, Josh 1-19.

	1	2	3	4	F
Cincinnati	0	0	0	0	0
5 Ohio State	7	21	7	7	42

## SCORING PLAYS

1st	08:28	OSU	Fields 7 yd run (Haubeil kick)
			5-41 1:31, CIN 0 - OSU 7
2nd	09:40	OSU	Dobbins 4 yd run (Haubeil kick)
			6-87 1:49, CIN 0 - OSU 14
	07:26	OSU	Dobbins 60 yd run (Haubeil kick)
			2-61 0:40, CIN 0 - OSU 21
	01:53	OSU	Wilson 9 yd pass from Fields (Haubeil kick)
			8-88 3:31, CIN 0 - OSU 28
3rd	03:32	OSU	Fields 4 yd run (Haubeil kick)
			9-54 3:52, CIN 0 - OSU 35
4th	11:30	OSU	Hill 5 yd pass from Fields (Haubeil kick)
			9-55 4:27, CIN 0 - OSU 42

	CIN	OSU
FIRST DOWNS.....	13	31
RUSHES-YARDS (NET).....	34-107	46-270
PASSING YDS (NET) .....	166	238
Passes Att-Comp-Int.....	23-13-1	27-22-0
TOTAL OFFENSE PLAYS-YARDS.....	57-273	73-508
Fumble Returns-Yards.....	0-0	0-0
Punt Returns-Yards .....	0-0	4-28
Kickoff Returns-Yards.....	3-61	1-25
Interception Returns-Yards.....	0-0	1-42
Punts (Number-Avg) .....	8-41.9	3-43.0
Fumbles-Lost.....	2-1	2-0
Penalties-Yards .....	10-78	2-25
Possession Time.....	28:39	31:21
Third-Down Conversions .....	3 of 14	7 of 11
Fourth-Down Conversions .....	1 of 1	0 of 1
Red-Zone Scores-Chances.....	0-3	5-6
Sacks By: Number-Yards.....	1-4	5-30

**RUSHING:** Cincinnati-THOMAS, Tavion 11-58; BRYANT, Ben 3-25; WARREN, Michael 10-15; MONTGOMERY, Ryan 1-12; RIDDER, Desmond 9-minus 3. Ohio State-Dobbins, J.K. 17-141; Teague, Master 11-60; Fields, Justin 9-42; Chambers, S. 2-16; McCall, Demario 5-11; Crowley, Marcus 1-2; TEAM 1-minus 2.

**PASSING:** Cincinnati-RIDDER, Desmond 13-20-1-166; BRYANT, Ben 0-3-0-0. Ohio State-Fields, Justin 20-25-0-224; Chugunov, Chris 2-2-0-14.

**RECEIVING:** Cincinnati-PIERCE, Alec 4-93; DEGUARA, Josiah 3-46; CLOUD, Trent 3-5; GEDDIS, Thomas 1-13; THOMAS, Tavion 1-6; MEDARIS, Rashad 1-3. Ohio State-Hill, K.J. 8-57; Victor, B. 5-69; Mack, Austin 3-24; Olave, Chris 2-60; Gill, Jaelen 1-9; Wilson, Garrett 1-9; Dobbins, J.K. 1-5; Harris, Jaylen 1-5.

	1	2	3	4	F
Miami (OH)	10	0	3	0	13
Cincinnati	0	14	21	0	35

## SCORING PLAYS

1st	07:58	MIAMI	Shelton 1 yd run (Sloman kick)
			10-60 3:47, MIAMI 7 - CIN 0
	03:13	MIAMI	Sloman 41 yd field goal
			6-33 3:05, MIAMI 10 - CIN 0
2nd	13:35	CIN	Warren 8 yd run (Crosa kick)
			12-77 4:30, MIAMI 10 - CIN 7
	00:10	CIN	Warren 1 yd run (Crosa kick)
			10-44 1:59, MIAMI 10 - CIN 14
3rd	10:37	CIN	Deguara 27 yd pass from Ridder (Crosa kick)
			11-78 4:19, MIAMI 10 - CIN 21
	05:27	CIN	Geddis 51 yd pass from Ridder (Crosa kick)
			4-63 1:42, MIAMI 10 - CIN 28
	04:11	MIAMI	Sloman 36 yd field goal
			7-49 1:08, MIAMI 13 - CIN 28
	03:24	CIN	Warren 73 yd run (Crosa kick)
			2-75 0:47, MIAMI 13 - CIN 35

	MIA	CIN
FIRST DOWNS.....	14	23
RUSHES-YARDS (NET).....	40-64	48-234
PASSING YDS (NET) .....	143	186
Passes Att-Comp-Int.....	18-10-0	30-14-1
TOTAL OFFENSE PLAYS-YARDS.....	58-207	78-420
Fumble Returns-Yards.....	0-0	0-0
Punt Returns-Yards .....	3-14	5-57
Kickoff Returns-Yards.....	6-93	3-53
Interception Returns-Yards.....	1-0	0-0
Punts (Number-Avg) .....	7-44.3	5-39.8
Fumbles-Lost.....	1-1	0-0
Penalties-Yards .....	8-55	11-115
Possession Time.....	27:08	32:52
Third-Down Conversions .....	4 of 14	5 of 15
Fourth-Down Conversions .....	0 of 1	2 of 3
Red-Zone Scores-Chances.....	2-3	2-3
Sacks By: Number-Yards.....	4-23	5-41

**RUSHING:** Miami (OH)-Tyre Shelton 11-39; Davion Johnson 11-32; Maurice Thomas 5-17; TEAM 1-minus 1; Brett Gabbert 12-minus 23. Cincinnati-WARREN, Michael 12-113; THOMAS, Tavion 16-65; MONTGOMERY, Ryan 5-35; TUCKER, Tre 2-12; RIDDER, Desmond 13-9.

**PASSING:** Miami (OH)-Brett Gabbert 10-18-0-143. Cincinnati-RIDDER, Desmond 14-30-1-186.

**RECEIVING:** Miami (OH)-Dominique Robinson 2-46; Davion Johnson 2-40; Jack Sorenson 2-10; Jalen Walker 1-25; Cam Blakely 1-12; Tyre Shelton 1-7; Maurice Thomas 1-3. Cincinnati-WARREN, Michael 5-45; JACKSON, Jayshon 3-20; DEGUARA, Josiah 2-42; PIERCE, Alec 2-17; GEDDIS, Thomas 1-51; MEDARIS, Rashad 1-11.

## 2019 CINCINNATI FOOTBALL

## GAME-BY-GAME RECAPS

@ **MARSHALL**  
SEPTEMBER 28, 2019  
HUNTINGTON, W.VA.



18/19 **UCF**  
OCTOBER 4, 2019  
CINCINNATI, OHIO



@ **HOUSTON**  
OCTOBER 12, 2019  
HOUSTON, TEXAS



	1	2	3	4	F
Cincinnati	14	14	17	7	52
Marshall	0	0	0	14	14

## SCORING PLAYS

1st	12:40	CIN	Medaris 13 yd pass from Ridder (Crosa kick)
			5-61 2:20, CIN 7 - MAR 0
	02:53	CIN	Pierce 17 yd pass from Ridder (Crosa kick)
			19-64 8:48, CIN 14 - MAR 0
2nd	08:45	CIN	Deguara 13 yd pass from Ridder (Crosa kick)
			7-88 2:41, CIN 21 - MAR 0
	01:10	CIN	Deguara 2 yd run (Crosa kick)
			9-75 3:51, CIN 28 - MAR 0
3rd	08:46	CIN	Labelle 4 yd pass from Ridder (Crosa kick)
			10-57 5:13, CIN 35 - MAR 0
	01:39	CIN	Crosa 32 yd field goal
			6-50 2:55, CIN 38 - MAR 0
	00:03	CIN	Thomas 1 yd run (Crosa kick)
			2-57 0:31, CIN 45 - MAR 0
4th	12:35	MAR	Evans 13 yd run (Rohrwasser kick)
			8-75 2:28, CIN 45 - MAR 7
	10:40	MAR	Johnson 40 yd run (Rohrwasser kick)
			1-40 0:10, CIN 45 - MAR 14
	01:20	CIN	Kopaygarodsky 1 yd run (Crosa kick)
			7-52 3:23, CIN 52 - MAR 14

	CIN	MAR
FIRST DOWNS.....	29	14
RUSHES-YARDS (NET).....	51-230	29-125
PASSING YDS (NET) .....	295	131
Passes Att-Comp-Int.....	26-21-0	30-11-0
TOTAL OFFENSE PLAYS-YARDS.....	77-525	59-256
Fumble Returns-Yards.....	0-0	0-0
Punt Returns-Yards .....	2-14	1-5
Kickoff Returns-Yards.....	1-32	6-104
Interception Returns-Yards.....	0-0	0-0
Punts (Number-Avg) .....	3-50.3	8-41.1
Fumbles-Lost.....	2-1	0-0
Penalties-Yards .....	9-75	7-65
Possession Time.....	37:08	22:52
Third-Down Conversions .....	7 of 13	4 of 15
Fourth-Down Conversions .....	2 of 2	1 of 2
Red-Zone Scores-Chances.....	8-8	1-1
Sacks By: Number-Yards .....	2-14	2-16

**RUSHING:** Cincinnati-THOMAS, Tavion 11-70; RIDDER, Desmond 9-48; WARREN, Michael 13-42; DOAKS, Gerrid 6-32; KOPAYGARODSKY, Mike 5-19; BRYANT, Ben 3-11; MONTGOMERY, Ryan 3-5; MEDARIS, Rashad 1-1; DEGUARA, Josiah 0-2. Marshall-KNOX, Brenden 16-49; EVANS, Sheldon 7-42; JOHNSON, Willie 1-40; GREEN, Isaiah 5-minus 6.

**PASSING:** Cincinnati-RIDDER, Desmond 18-22-0-221; BRYANT, Ben 3-4-0-74. Marshall-GREEN, Isaiah 11-29-0-131; TEAM 0-1-0-0.

**RECEIVING:** Cincinnati-PIERCE, Alec 6-108; DEGUARA, Josiah 3-42; MEDARIS, Rashad 2-28; TAYLOR, Leonard 2-13; LABELLE, Bruno 2-9; TUCKER, Tre 1-56; MBODJ, Malick 1-12; SMITH, Blue 1-11; GEDDIS, Thomas 1-6; JACKSON, Jayshon 1-5; WARREN, Michael 1-5. Marshall-KNOX, Brenden 4-50; GAMMAGE, Corey 2-28; LEVIAS, Armani 2-20; GAINES, Xavier 2-10; JOHNSON, Willie 1-23.

	1	2	3	4	F
18/19 UCF	3	13	0	8	24
Cincinnati	0	10	10	7	27

## SCORING PLAYS

1st	11:46	UCF	Barnas 24 yd field goal
			12-70 3:14, UCF 3 - CIN 0
2nd	12:08	CIN	Crosa 38 yd field goal
			10-58 4:31, UCF 3 - CIN 3
	09:46	UCF	Barnas 22 yd field goal
			10-48 2:12, UCF 6 - CIN 3
	06:49	CIN	Cloud 5 yd pass from Ridder (Crosa kick)
			4-19 1:58, UCF 6 - CIN 10
	03:52	UCF	Barnas 31 yd field goal
			8-60 2:57, UCF 9 - CIN 10
	00:58	UCF	McCrae 1 yd run (Barnas kick)
			4-12 2:02, UCF 16 - CIN 10
3rd	10:06	CIN	Crosa 28 yd field goal
			10-66 4:54, UCF 16 - CIN 13
	05:08	CIN	Gardner 16 yd interception return (Crosa kick)
			UCF 16 - CIN 20
4th	14:55	CIN	Pierce 11 yd pass from Ridder (Crosa kick)
			3-77 0:45, UCF 16 - CIN 27
	03:11	UCF	Nixon 45 yd pass from Gabriel (Killins pass from Gabriel)
			4-93 0:50, UCF 24 - CIN 27

	UCF	CIN
FIRST DOWNS.....	29	18
RUSHES-YARDS (NET).....	42-126	41-192
PASSING YDS (NET) .....	297	149
Passes Att-Comp-Int.....	46-25-3	31-17-1
TOTAL OFFENSE PLAYS-YARDS.....	88-423	72-341
Fumble Returns-Yards.....	0-0	0-0
Punt Returns-Yards .....	2-6	1-3
Kickoff Returns-Yards.....	3-73	1-19
Interception Returns-Yards.....	1-18	3-78
Punts (Number-Avg) .....	6-41.0	8-40.0
Fumbles-Lost.....	3-1	0-0
Penalties-Yards .....	5-42	9-91
Possession Time.....	28:08	31:52
Third-Down Conversions .....	6 of 17	4 of 16
Fourth-Down Conversions .....	0 of 0	1 of 1
Red-Zone Scores-Chances.....	4-6	3-3
Sacks By: Number-Yards .....	1-9	3-16

**RUSHING:** UCF-MCCRAE, Greg 17-71; ANDERSON, Otis 12-45; KILLINS, Adrian 4-23; GABRIEL, Dillon 9-minus 13. Cincinnati-WARREN, Michael 23-133; RIDDER, Desmond 12-41; DOAKS, Gerrid 3-23; Team 1-minus 2; THOMAS, Tavion 2-minus 3.

**PASSING:** UCF-GABRIEL, Dillon 25-46-3-297. Cincinnati-RIDDER, Desmond 17-31-1-149.

**RECEIVING:** UCF-DAVIS, Gabriel 13-170; NIXON, Tre 6-76; ANDERSON, Otis 3-20; HARRIS, Jacob 2-9; WILLIAMS, Marlon 1-22. Cincinnati-DEGUARA, Josiah 5-84; WARREN, Michael 4-19; MEDARIS, Rashad 3-25; JACKSON, Jayshon 2-18; CLOUD, Trent 2-12; PIERCE, Alec 1-11.

	1	2	3	4	F
25/RV Cincinnati	14	7	0	17	38
Houston	3	7	7	6	23

## SCORING PLAYS

1st	12:44	CIN	Ridder 13 yd run (Crosa kick)
			5-75 2:16, CIN 7 - HOU 0
	07:24	HOU	Witherspoon 31 yd field goal
			4-6 1:32, CIN 7 - HOU 3
	07:13	CIN	Medaris 75 yd pass from Ridder (Crosa kick)
			1-75 0:11, CIN 14 - HOU 3
2nd	11:36	HOU	Singleton 50 yd pass from Smith (Witherspoon kick)
			6-66 3:13, CIN 14 - HOU 10
	08:33	CIN	Deguara 15 yd pass from Ridder (Crosa kick)
			3-35 1:28, CIN 21 - HOU 10
3rd	12:40	HOU	Stevenson 69 yd pass from Tune (Witherspoon kick)
			4-85 2:20, CIN 21 - HOU 17
4th	13:41	CIN	Warren 11 yd pass from Ridder (Crosa kick)
			7-34 3:43, CIN 28 - HOU 17
	09:09	HOU	Trahan 6 yd pass from Tune (Tune pass failed)
			9-72 4:32, CIN 28 - HOU 23
	04:27	CIN	Crosa 32 yd field goal
			10-48 4:42, CIN 31 - HOU 23
	03:28	CIN	YOUNG, Perry 2 yd interception return (Crosa kick)
			CIN 38 - HOU 23

	HOU	CIN
FIRST DOWNS.....	17	18
RUSHES-YARDS (NET).....	34-131	37-190
PASSING YDS (NET) .....	263	234
Passes Att-Comp-Int.....	24-14-1	30-10-4
TOTAL OFFENSE PLAYS-YARDS.....	58-394	67-424
Fumble Returns-Yards.....	1-0	0-0
Punt Returns-Yards .....	2-11	2-3
Kickoff Returns-Yards.....	2-71	6-107
Interception Returns-Yards.....	4-24	1-11
Punts (Number-Avg) .....	5-41.2	4-54.0
Fumbles-Lost.....	0-0	1-1
Penalties-Yards .....	12-84	7-69
Possession Time.....	29:40	30:20
Third-Down Conversions .....	5 of 12	5 of 15
Fourth-Down Conversions .....	0 of 0	2 of 3
Red-Zone Scores-Chances.....	4-5	2-3
Sacks By: Number-Yards .....	1-7	2-13

**RUSHING:** Cincinnati-WARREN, Michael 17-68; RIDDER, Desmond 11-50; DOAKS, Gerrid 5-15; Team 1-minus 2. Houston-PORTER, Kyle 16-107; SMITH, Bryson 5-27; CARR, Patrick 5-22; BROWN, Terrell 6-17; HOLGORSEN, Loga 1-14; TUNE, Clayton 4-3.

**PASSING:** Cincinnati-RIDDER, Desmond 14-24-1-263. Houston-TUNE, Clayton 9-27-3-184; HOLGORSEN, Loga 0-2-1-0; SMITH, Bryson 1-1-0-50.

**RECEIVING:** Cincinnati-MEDARIS, Rashad 3-121; MBODJ, Malick 3-24; PIERCE, Alec 2-59; DEGUARA, Josiah 2-22; TUCKER, Tre 1-12; WARREN, Michael 1-11; CLOUD, Trent 1-10; JACKSON, Jayshon 1-4. Houston-STEVENSON, Marq 3-120; BRADLEY, Tre'vo 2-52; TRAHAN, Christl 2-15; SINGLETON, Jere 1-50; SMITH, Bryson 1-2; PORTER, Kyle 1-minus 5.

## TULSA

OCTOBER 19, 2019  
CINCINNATI, OHIO

## ECU

NOVEMBER 2, 2019  
GREENVILLE, N.C.

## UCONN

NOVEMBER 9, 2019  
CINCINNATI, OHIO

	1	2	3	4	F
Tulsa	0	7	3	3	13
18/18 Cincinnati	10	0	7	7	24

## SCORING PLAYS

**1st 11:50 CIN C. Smith 50 yd field goal**  
4-2 1:18, TLS 0 - CIN 3

**06:49 CIN Doaks 4 yd run (Crosa kick)**  
7-49 2:57, TLS 0 - CIN 10

**2nd 00:17 TLS Wilkerson 3 yd run (Rainey kick)**  
8-55 1:46, TLS 7 - CIN 10

**3rd 08:33 CIN Doaks 28 yd pass from Ridder (Crosa kick)**  
8-65 3:49, TLS 7 - CIN 17

**03:29 TLS Rainey 24 yd field goal**  
4-1 0:52, TLS 10 - CIN 17

**4th 12:12 TLS Rainey 21 yd field goal**  
12-88 4:07, TLS 13 - CIN 17

**03:37 CIN Doaks 27 yd run (Crosa kick)**  
1-27 0:06, TLS 13 - CIN 24

	TLS	CIN
FIRST DOWNS.....	23	18
RUSHES-YARDS (NET).....	43-134	41-145
PASSING YDS (NET) .....	243	172
Passes Att-Comp-Int.....	43-21-2	22-12-0
TOTAL OFFENSE PLAYS-YARDS.....	86-377	63-317
Fumble Returns-Yards.....	0-0	0-0
Punt Returns-Yards .....	1-4	5-36
Kickoff Returns-Yards.....	3-59	4-67
Interception Returns-Yards.....	0-0	2-16
Punts (Number-Avg) .....	5-37.8	4-49.2
Fumbles-Lost.....	6-3	2-2
Penalties-Yards .....	12-94	9-73
Possession Time.....	31:04	28:56
Third-Down Conversions .....	10 of 19	6 of 14
Fourth-Down Conversions .....	0 of 0	0 of 1
Red-Zone Scores-Chances.....	3-3	1-3
Sacks By: Number-Yards .....	2-17	5-29

**RUSHING:** Tulsa-BROOKS, Shamari 16-68; TAYLOR II, Corey 12-56; WILKERSON, TK 5-15; SMITH, Zach 10-minus 5. Cincinnati-DOAKS, Gerrid 17-91; WARREN, Michael 13-35; RIDDER, Desmond 9-23; Team 2-minus 4.

**PASSING:** Tulsa-SMITH, Zach 21-43-2-243. Cincinnati-RIDDER, Desmond 12-22-0-172.

**RECEIVING:** Tulsa-STOKES, Keylon 8-99; JOHNSON, Josh 5-58; CRAWFORD JR, Sam 4-56; JOHNSON, Keenen 4-30. Cincinnati MEDARIS, Rashad 4-37; PIERCE, Alec 3-63; DEGUARA, Josiah 2-24; DOAKS, Gerrid 1-28; JACKSON, Jayshon 1-16; TUCKER, Tre 1-4.

# 2019 CINCINNATI FOOTBALL

## SITUATIONAL RECORD

	2019	2018	2017	2016	2015	2014	2013	2012	2011	2010	2009	2008	2007	SINCE '07
Overall	6-1	11-2	4-8	4-8	7-6	9-4	9-4	10-3	10-3	4-8	12-1	11-3	10-3	107-54
Conference Games	3-0	6-2	2-6	3-4	4-4	7-1	6-2	5-2	5-2	4-3	7-0	6-1	4-3	58-35
When playing at home	4-0	6-0	2-4	3-4	5-1	5-1	5-1	6-1	5-1	3-4	6-0	6-0	4-2	61-19
When playing on road	2-1	4-2	2-4	1-4	2-4	4-2	4-2	2-2	4-2	1-4	6-0	5-2	5-1	42-30
At Neutral Sites	0-0	1-0	0-0	0-0	0-1	0-1	0-1	2-0	1-0	0-0	0-1	0-1	1-0	5-5
When playing on natural grass	0-0	2-2	0-2	1-3	1-2	2-1	1-2	4-0	2-1	0-3	2-0	0-3	3-1	18-20
When playing on artificial turf	6-1	9-0	4-6	3-5	6-4	7-3	8-2	6-3	8-2	4-5	10-1	11-0	7-2	88-34
When playing during the day	4-1	7-1	2-4	2-4	4-2	3-2	6-2	4-1	7-3	1-4	8-0	3-2	4-1	55-27
When playing at night	2-0	4-1	2-4	2-4	3-4	6-2	3-2	6-2	3-0	3-4	4-1	8-1	6-2	53-27
When scoring first	4-0	6-1	3-1	2-3	3-2	7-3	7-0	8-1	6-2	3-3	9-0	10-2	6-2	73-20
When opponent scores first	2-1	5-1	1-7	2-5	4-4	2-1	2-4	2-2	4-1	1-5	3-1	1-1	4-1	33-34
When leading after first quarter	4-0	4-0	0-0	2-1	6-1	6-0	3-0	8-1	5-0	3-2	8-0	9-1	8-2	65-8
When trailing after first quarter	2-1	4-2	3-8	2-5	1-5	1-3	3-4	2-2	3-1	0-5	2-1	1-1	1-0	25-38
When tied after first quarter	0-0	3-0	1-0	0-2	0-0	2-1	3-0	0-0	2-2	1-1	2-0	1-1	1-1	16-8
When leading at halftime	5-0	7-0	2-0	2-2	6-2	9-0	8-0	8-1	7-0	3-0	10-0	9-1	9-1	84-7
When trailing at halftime	1-1	2-1	2-8	1-6	1-3	0-4	0-4	2-2	2-3	1-7	1-1	2-2	1-1	16-43
When tied at halftime	0-0	2-1	0-0	1-0	0-1	0-0	1-0	0-0	1-0	0-1	1-0	0-0	0-1	6-4
When leading after three quarters	6-0	8-1	2-0	3-1	6-2	9-0	8-1	10-1	6-0	4-0	11-0	10-0	10-0	92-6
When trailing after three quarters	0-1	2-1	2-8	1-7	0-4	0-4	0-3	0-2	2-2	0-8	1-1	1-3	0-2	9-46
When tied after three quarters	0-0	1-0	0-0	0-0	1-0	0-0	1-0	0-0	2-1	0-0	0-0	0-0	0-1	5-2
In overtime	0-0	1-1	0-1	0-1	0-0	0-0	0-1	0-1	0-0	0-0	0-0	1-0	0-0	2-5
When UC has more rushing yards	5-0	10-2	2-3	2-0	7-0	5-0	9-0	9-2	9-2	3-1	8-0	8-0	8-1	83-11
When opponent has more rushing yards	1-1	1-0	2-5	2-8	0-6	4-4	0-4	1-1	1-1	1-6	4-1	3-3	2-2	22-42
When UC rushes for 150 or more yards	4-0	10-2	1-2	3-0	7-0	6-0	6-1	8-2	6-2	4-2	4-0	2-0	4-0	64-11
When UC rushes for 200 or more yards	2-0	7-2	1-1	1-0	5-0	4-0	3-0	7-1	3-0	3-0	3-0	2-0	3-0	45-4
When UC holds opponent to < than 100 rushing yards	2-0	6-1	1-0	1-0	2-0	4-0	7-0	3-0	5-1	3-3	3-0	6-0	8-1	50-6
When UC holds opponent to < than 150 rushing yards	5-0	9-2	2-3	2-0	4-0	5-0	8-1	6-1	8-2	3-4	4-0	7-0	8-1	90-14
When UC has more passing yards	4-0	7-0	3-1	3-5	5-5	6-3	8-3	4-2	1-0	1-4	11-0	8-2	5-2	64-27
When opponent has more passing yards	3-1	4-2	1-7	1-3	2-1	2-1	1-1	5-1	9-3	3-5	1-1	3-1	5-1	39-28
When UC passes for 200 or more yards	3-0	6-0	2-4	4-5	7-5	7-4	8-3	8-2	6-2	3-4	5-0	4-2	10-2	72-32
When UC passes for 300 or more yards	0-0	4-0	0-1	1-2	4-3	4-3	5-2	2-0	1-0	1-3	7-0	3-0	3-2	35-16
When UC holds opponent to < than 200 passing yards	3-0	7-0	1-2	1-4	3-3	3-1	5-2	3-2	2-1	1-4	6-0	5-2	3-2	42-23
When UC holds opponent to < than 150 passing yards	2-0	4-0	1-1	1-2	3-2	1-1	3-1	1-1	1-0	0-1	2-0	2-0	1-1	22-10
When UC holds opponent to < than 100 passing yards	0-0	1-0	1-1	0-0	0-1	1-0	2-0	0-0	1-0	0-0	0-0	1-0	1-0	8-2
When UC has more total yards	3-0	8-0	2-1	4-1	7-3	7-1	9-2	7-1	7-0	4-4	10-0	10-0	7-1	97-14
When opponent has more total yards	3-1	1-2	2-7	0-7	0-3	2-3	0-2	3-2	3-2	0-4	2-1	1-3	3-2	20-39
When UC has 300 or more yards	6-0	8-2	3-6	4-5	7-5	8-4	9-4	10-3	10-2	4-4	12-0	11-1	9-3	102-39
When UC has 400 or more yards	3-0	9-0	1-3	3-1	7-4	7-3	8-2	7-1	3-1	3-2	10-0	4-0	8-2	72-19
When UC has 500 or more yards	1-0	3-0	0-0	2-1	5-3	5-0	4-0	1-0	3-0	2-1	3-0	1-0	3-0	33-5
When UC has 600 or more yards	0-0	3-0	0-0	0-0	3-1	0-0	2-0	0-0	0-0	2-0	1-0	0-0	1-0	12-1
When UC has 700 or more yards	0-0	1-0	0-0	0-0	1-1	0-0	0-0	0-0	0-0	0-0	1-0	0-0	0-0	3-1
When UC has more first downs	4-0	9-2	2-0	2-1	7-2	6-2	9-1	5-1	7-0	4-3	7-0	6-1	7-1	74-14
When opponent has more first downs	2-1	2-1	2-7	2-7	0-2	1-2	0-3	5-2	3-3	0-5	5-1	3-2	3-2	28-37
When first downs are equal	0-0	0-0	0-1	0-0	0-2	2-0	0-0	0-0	0-0	0-0	0-0	2-0	0-0	4-3
When UC forces more turnovers	4-0	5-0	1-1	2-2	1-1	7-1	4-0	8-0	6-1	1-0	8-0	2-0	8-0	56-6
In games decided by < than three points	1-0	0-0	2-1	0-1	1-1	0-0	1-0	1-1	2-1	0-1	3-0	3-0	1-0	15-6
In games decided by < than seven points	1-0	3-1	3-0	1-1	2-2	2-0	2-2	1-3	3-1	0-1	0-0	5-0	2-3	25-14
In black jerseys	3-0	6-0	2-4	1-4	4-0	3-2	2-2	6-3	5-0	3-2	3-0	6-1	5-2	50-20
In white jerseys	2-1	5-2	2-4	2-3	2-5	5-2	4-2	4-0	5-2	1-4	7-1	4-2	5-1	47-28
In red jerseys	1-0	0-0	0-0	1-1	1-1	1-0	3-0	1-0	0-1	0-2	2-0	1-0	0-0	11-5



# 2019 CINCINNATI FOOTBALL

## THE LAST TIME

### TOTAL OFFENSE

Had more than 400 total yards.....	525 at Marshall [09/28/19]
Had more than 450 total yards.....	525 at Marshall [09/28/19]
Had more than 500 total yards.....	525 at Marshall [09/28/19]
Had more than 550 total yards.....	641 vs. ECU [11/23/18]
Had more than 600 total yards.....	641 vs. ECU [11/23/18]
Had more than 650 total yards.....	659 at UConn [09/29/18]
Had more than 700 total yards.....	741 vs. Alabama A&M [09/15/18]

### RUSHING OFFENSE

Rushed for 150 or more yards.....	192 vs. UCF [10/04/19]
Rushed for 200 or more yards.....	230 at Marshall [09/28/19]
Rushed for 250 or more yards.....	256 vs. Virginia Tech [12/31/18]
Rushed for 300 or more yards.....	320 at UConn [09/29/18]
Rushed for 350 or more yards.....	409 vs. Alabama A&M [09/15/18]
Rushed for 400 or more yards.....	409 vs. Alabama A&M [09/15/18]

### PASSING OFFENSE

Passed for 250 or more yards.....	263 at Houston [10/12/19]
Passed for 300 or more yards.....	394 vs. ECU [11/23/18]
Passed for 350 or more yards.....	394 vs. ECU [11/23/18]
Passed for 400 or more yards.....	400 at Tulsa [11/25/16]
Passed for 450 or more yards.....	523 at Houston [11/07/15]
Passed for 500 or more yards.....	523 at Houston [11/07/15]
Passed for 600 or more yards.....	620 at Memphis [09/24/15]

### SCORING DEFENSE

Allowed 0 points.....	0 vs. Navy[11/03/18]
Allowed 3 or fewer points.....	0 vs. Navy[11/03/18]
Allowed 7 or fewer points.....	6 vs. ECU [11/23/18]
Allowed 10 or fewer points.....	6 vs. ECU [11/23/18]
Allowed 14 or fewer points.....	13 vs. Tulsa [10/19/19]

### TOTAL DEFENSE

Allowed fewer than 75 total yards.....	53 vs. Kansas [09/20/97]
Allowed fewer than 100 total yards.....	87 at Miami OH [09/21/13]
Allowed fewer than 125 total yards.....	87 at Miami OH [09/21/13]
Allowed fewer than 150 total yards.....	129 at UConn [11/22/14]
Allowed fewer than 175 total yards.....	171 vs. Navy[11/03/18]
Allowed fewer than 200 total yards.....	171 vs. Navy[11/03/18]
Allowed fewer than 225 total yards.....	207 vs. Miami OH [09/14/19]
Allowed fewer than 250 total yards.....	207 vs. Miami OH [09/14/19]

### RUSHING DEFENSE

Allowed 0 or fewer yards.....	-3 at Miami OH [10/01/11]
Allowed 10 or fewer yards.....	7 at Miami OH [09/21/13]
Allowed 20 or fewer yards.....	7 at Miami OH [09/21/13]
Allowed 30 or fewer yards.....	23 at SMU [10/27/18]
Allowed 40 or fewer yards.....	23 at SMU [10/27/18]
Allowed 50 or fewer yards.....	23 at SMU [10/27/18]
Allowed 60 or fewer yards.....	23 at SMU [10/27/18]
Allowed 70 or fewer yards.....	64 vs. Miami OH [09/14/19]
Allowed 80 or fewer yards.....	64 vs. Miami OH [09/14/19]
Allowed 90 or fewer yards.....	64 vs. Miami OH [09/14/19]
Allowed 100 or fewer yards.....	64 vs. Miami OH [09/14/19]

### PASSING DEFENSE

Allowed 0 passing yards.....	-1 vs. Xavier [10/09/71]
Allowed 50 or fewer yards.....	47 vs. Navy[11/03/18]
Allowed 100 or fewer yards.....	47 vs. Navy[11/03/18]
Allowed 150 or fewer yards.....	131 at Marshall [09/28/19]
Allowed 175 or fewer yards.....	131 at Marshall [09/28/19]
Allowed 200 or fewer yards.....	131 at Marshall [09/28/19]

### INDIVIDUAL RUSHING

Had a player rush for 100 or more yards.....	133 by Michael Warren II vs. UCF [10/04/19]
Had a player rush for 150 or more yards.....	166 by Michael Warren II vs. Virginia Tech [12/31/18]
Had a player rush for 200 or more yards.....	212 by Mike Boone vs. USF [10/24/14]
Had a player rush for 225 or more yards.....	238 by Richard Hall vs. Miami OH [09/11/04]
Had two players rush for 100 or more yards.....	McClelland (114) & Thomas (106) vs. ECU [11/23/18]
Had a player rush for 2 or more TDs.....	2 by Gerrid Doaks vs. Tulsa [10/19/19]
Had a player rush for 3 or more TDs.....	3 by Michael Warren II vs. Miami OH [09/14/19]
Had a player rush for 4 or more TDs.....	4 by Isaiah Pead vs. Rutgers [11/20/10]
Had a player rush for 5 or more TDs.....	6 by Ike Stewart vs. Transylvania [10/05/1912]

### SCORING

Scored 30 or more points.....	38 at Houston [10/12/19]
Scored 40 or more points.....	52 at Marshall [09/28/19]
Scored 50 or more points.....	52 at Marshall [09/28/19]
Scored 60 or more points.....	63 vs. Alabama A&M [09/15/18]
Scored 70 or more points.....	72 vs. Austin Peay [09/03/11]

### INDIVIDUAL PASSING

Had a player pass for 200 or more yards.....	263 by Desmond Ridder at Houston [10/12/19]
Had a player pass for 250 or more yards.....	263 by Desmond Ridder at Houston [10/12/19]
Had a player pass for 300 or more yards.....	335 by Desmond Ridder vs. ECU [11/23/18]
Had a player pass for 350 or more yards.....	352 by Desmond Ridder at SMU [10/27/18]
Had a player pass for 400 or more yards.....	523 by Gunner Kiel at Houston [11/07/15]
Had a player pass for 450 or more yards.....	523 by Gunner Kiel at Houston [11/07/15]
Had a player pass for 500 or more yards.....	523 by Gunner Kiel at Houston [11/07/15]
Had a player pass for 2 or more TDs.....	3 by Desmond Ridder at Houston [10/12/19]
Had a player pass for 3 or more TDs.....	3 by Desmond Ridder at Houston [10/12/19]
Had a player pass for 4 or more TDs.....	4 by Desmond Ridder at Marshall [09/28/19]
Had a player pass for 5 or more TDs.....	5 by Gunner Kiel vs. UCF [10/31/15]
Had a player pass for 6 or more TDs.....	6 by Gunner Kiel vs. Toledo [09/12/14]
Had a player complete 20 passes.....	20 by Desmond Ridder vs. ECU [11/23/18]
Had a player complete 25 passes.....	33 by Desmond Ridder at SMU [10/27/18]
Had a player complete 30 passes.....	33 by Desmond Ridder at SMU [10/27/18]
Had a player complete 35 passes.....	35 by Deontey Kenner at Southern Miss [10/23/99]
Had a player complete 10 straight passes.....	17 by Desmond Ridder vs. Ohio [09/22/18]/at UConn [09/29/18]
Had a player throw 30 passes.....	31 by Desmond Ridder vs. UCF [10/04/19]
Had a player throw 35 passes.....	50 by Desmond Ridder at SMU [10/27/18]
Had a player throw 40 passes.....	50 by Desmond Ridder at SMU [10/27/18]
Had a player throw 45 passes.....	50 by Desmond Ridder at SMU [10/27/18]
Had a player throw 50 passes.....	50 by Desmond Ridder at SMU [10/27/18]

### INDIVIDUAL RECEIVING

Had a player with 10 or more receptions in a game.....	12 by Kahlil Lewis at SMU [10/27/18]
Had a player with 11 or more receptions in a game.....	12 by Kahlil Lewis at SMU [10/27/18]
Had a player with 12 or more receptions in a game.....	12 by Kahlil Lewis at SMU [10/27/18]
Had a player with 13 or more receptions in a game.....	15 by Shaq Washington at East Carolina [11/28/15]
Had a player with 14 or more receptions in a game.....	15 by Shaq Washington at East Carolina [11/28/15]
Had a player with 15 or more receptions in a game.....	15 by Shaq Washington at East Carolina [11/28/15]
Had a player receive 100 or more yards.....	121 by Rashad Medaris at Houston [10/12/19]
Had a player receive 150 or more yards.....	203 by Kahlil Lewis vs. ECU [11/23/18]
Had a player receive 200 or more yards.....	203 by Kahlil Lewis vs. ECU [11/23/18]
Had a player receive 250 or more yards.....	254 by Tom Rossley vs. Louisville [11/09/68]
Had a player receive for 2 or more TDs.....	3 by Kahlil Lewis vs. ECU [11/23/18]
Had a player receive for 3 or more TDs.....	3 by Kahlil Lewis vs. ECU [11/23/18]

### GAMES AGAINST RANKED TEAMS

Beat a top 25 team.....	vs. No. 18/19 UCF [10/04/19]
Beat a top 10 team.....	No. 7 Rutgers, 30-11 [11/18/06]
Beat a ranked opponent at home.....	No. 18/19 UCF [10/04/19]
Beat a ranked opponent on the road.....	at No. 14 Pittsburgh, 45-44 [12/05/09]
Beat a ranked opponent at a neutral site.....	vs. No. 25 vs. Virginia Tech [FedEx Field/09/29/12]
Beat back-to-back ranked opponents.....	10/30/08-11/08/08 #24 USF & @ #20 West Virginia
Lost to a ranked opponent at home.....	No. 25 UCF, 51-23 [10/07/17]

### SPECIAL SITUATIONS

Scored on the first play from scrimmage.....	McKay 80-yard pass from Kiel vs. Memphis [10/4/14]
Had a game-winning field goal.....	Andrew Gantz, 42 yards at East Carolina [11/28/15]
Kicked a 50-yard field goal.....	Cole Smith, 50 yards vs. Tulsa [10/19/19]
UC shutout its opponent.....	vs. Navy [11/03/18, W, 42-0]
UC was shutout.....	@ No. 5 Ohio State [09/07/19, L 42-0]
Converted a 2-point play.....	Mike Boone from Hayden Moore vs. UConn [11/25/17]

### RETURNS/SPECIAL TEAMS/DEFENSE

Returned a KO for a TD.....	Ralph David Abernathy IV, 90 yards [12/31/11 vs. Vanderbilt]
Returned a Punt for a TD.....	Mardy Gilyard, 53 yards [9/12/09 vs. SEMO]
Had Two Interceptions.....	2 by Javon Hicks at Houston [10/12/19]
Had Three Interceptions.....	3 by Mike Tyson at Purdue [09/10/16]
Recorded a Safety.....	at UCLA [09/01/18]
Returned an INT for a TD.....	Perry Young, two yards at Houston [10/12/19]
Returned 2 INTs for TDs.....	D. Battle-30 yards & C. Cheatham-53 yards vs. Akron [9/17/11]
Recovered a fumble in endzone for a TD.....	Josiah Deguara at Marshall [09/28/19]
Executed a successful onside kick.....	Kick by Miliano/Recovered by Morrison at Rutgers [11/16/13]
Blocked a FG.....	Jordan Stepp vs. Rutgers [11/17/12 - 22-yard third quarter attempt]
Blocked a PAT.....	Michael Pitts vs. USF [11/10/18 - first quarter]
Blocked a punt.....	Ethan Tucky vs. Tulsa [10/19/19]

# 2019 CINCINNATI FOOTBALL

## SINGLE-GAME RECORDS

### SINGLE-GAME TEAM OFFENSE

Most Points	124 vs. Transylvania (1912)
Most Touchdowns	14 vs. Transylvania (1912)
Most Rushing Attempts	83 vs. Louisiana-Monroe (1977)
Most Rushing Yards	464 vs. Case-Western Reserve (1953)
	464 vs. Virginia Military Institute (1953)
Most Rushing Touchdowns	14 vs. Transylvania (1912)
Most Passing Attempts	64 at Memphis (2015)
Most Passes Completed	38 at Memphis (2015)
Most Passing Yards	620 at Memphis (2015)
Most Interceptions Thrown	6 vs. Xavier (1972)
Most Touchdown Passes	6 vs. Toledo (2014); vs. Illinois (2009)
Most Offensive Plays	100 at Memphis (2015)
Most Yards Total Offense	752 at Memphis (2015)
Most First Downs	38 at Memphis (2015); 38 vs. Austin Peay (2018)
Most Fumbles	15 vs. Louisville (1970)
Most Fumbles Lost	7 vs. Virginia Military Institute (1951)
Most Turnovers	9 vs. Xavier (1955)
	9 vs. Hardin-Simmons (1955)
	9 vs. Virginia Military Institute (1951)
Most Penalties	18 vs. Kansas State (1951)
Most Penalty Yards	176 vs. Louisville (1968)
Most Punts	13 vs. Pittsburgh (1981)
	13 vs. Mississippi State (1948)
Most Punting Yards	510 vs. Louisville (1996)
Most Punt Return Yards	177 vs. Ohio (1949)
Most Kickoff Return Yards	295 vs. Memphis (1971)
Fewest Rushing Attempts	15 vs. Illinois (2009)
Fewest Rushing Yards	-23 vs. Rutgers (2005)
Fewest Passes Completed	0 vs. Dayton (1970)
Fewest Passing Yards	0 vs. Dayton (1970)
Fewest Yards Total Offense	46 vs. North Texas State (1959)
Fewest First Downs	3 vs. West Virginia (1989)
Fewest Penalties	1 five times
	vs. Rutgers (1994), vs. Louisville (1966), vs. Memphis (1966), vs. Army (1963), vs. Hawai'i (1954)
Fewest Yards Penalized	4 vs. Memphis (1966)
Fewest Punts	0 vs. Miami (OH) (2008)
	0 vs. Memphis (1998)
	0 vs. Miami (OH) (1954)

### SINGLE-GAME TEAM DEFENSE

Fewest Rushing Attempts Allowed	17 vs. Dayton (1961)
Fewest Rushing Yards Allowed	-46 vs. Kansas (1997)
Fewest Passing Attempts	1 vs. Boston College (1964)
Fewest Pass Completions Allowed	0 six times
	vs. Louisville (1974), vs. Ohio (1973), vs. Boston College (1964), vs. Indiana (1963), vs. Ohio (1949)
Fewest Passing Yards Allowed	-1 vs. Xavier (1971)
Fewest Yards Total Offense Allowed	18 vs. Louisiana-Lafayette (1973)
Most Points Allowed	81 vs. Penn State (1991)
Most Rushing Attempts Allowed	86 vs. West Virginia (1969)
Most Rushing Yards Allowed	539 vs. Northern Illinois (1989)
Most Passing Attempts Allowed	67 vs. Louisville (1997)
Most Pass Completions Allowed	37 vs. East Carolina (1997)
Most Passing Yards Allowed	482 vs. Florida (2010)
Most Yards Total Defense Allowed	742 vs. Louisville (1998)
Most Passes Intercepted	7 vs. Kansas State (1951)
Most Interception Return Yards	162 vs. Dayton (1956)
Most Turnovers Forced	8 vs. Rice (1974)

### SINGLE-GAME INDIVIDUAL OFFENSE

Rushing Attempts	45 by Steve Cowan vs. Ohio (1970)
Rushing Yards	306 by Bob Hynes vs. Case Western Reserve (1923)
Yards Per Rush	29.5 by Mike Boone at Miami (OH) (4 carries, 118 yards) (2015)
Rushing Touchdowns	6 by Ike Stewart vs. Transylvania (1912)
	6 by Bob Heuck vs. Transylvania (1912)
Passing Attempts	59 by Deontey Kenner vs. Southern Miss (1999)
Passing Completions	35 by Deontey Kenner vs. Southern Miss (1999)
	35 by Greg Cook vs. Ohio (1968)
Passing Yards	557 by Hayden Moore at Memphis (2015)
Passing Touchdowns	6 by Gunner Kiel (2014); by Tony Pike vs. Illinois (2009)
Interceptions Thrown	6 by Mike Shoemaker vs. Xavier (1972)
Receptions	15 by Shaq Washington at East Carolina (2015)
Receiving Yards	254 by Tom Rossley vs. Louisville (1968)
Yards Per Reception	73.7 by Chris Moore at Ohio State (3 receptions, 221 yards) (2014)
Receiving Touchdowns	3 by eight players, last by Chris Moore at Ohio State (2014)
All-Purpose Yards (Rsh., Rec. and Ret.)	381 by Mardy Gilyard at Pittsburgh (2009)
Total Yards	564 by Hayden Moore at Memphis (2015)
Total Points	51 by Ike Stewart vs. Transylvania (1912)
Touchdowns	8 by Ike Stewart vs. Transylvania (1912)
Extra Points Made	12 by Alonzo Weiss vs. Transylvania (1912)
Field Goals Made	4 by 10 players, last by Andrew Gantz at Memphis (2015)
Punts	13 by Phil Peckich at Pittsburgh (1981)
Punting Yards	510 by Steve Smith at Louisville (1996)
Punting Average	59.7 by Kevin Huber vs. Marshall (3 punts) (2007)
Kickoff Returns	8 by Mardy Gilyard at Pittsburgh (2009)
	8 by LaDaris Vann vs. East Carolina (1999)
Kickoff Return Yards	256 by Mardy Gilyard at Pittsburgh (2009)
Kickoff Returns For Touchdowns	1 by 20 players, last by Mardy Gilyard at Pittsburgh (2009)
Punt Returns	7 by Mike Daniels vs. Western Carolina (2005)
	7 by Tinker Keck vs. Kansas (1997)
	7 by Charley Bland vs. Villanova (1973)
Punt Return Yards	161 by Gene Gibson vs. Ohio (1949)
Punt Return Touchdowns	2 by Tinker Keck vs. Louisville (1997)
	2 by Gene Gibson vs. Ohio (1949)

### SINGLE-GAME INDIVIDUAL DEFENSE

Total Tackles	19 by Greg Blair at Louisville (10/26/12) *
	Frank Callicott vs. UAB (11/30/02) *
	Jeff Luc vs. Miami (Ohio) (9/20/14) *
Tackles For A Loss	5.5 by Brandon Mills vs. Rutgers (11/20/10) *
Sacks	4.0 by Alex Daniels at Miami (Ohio) (10/3/09) *
	Antwan Peek vs. Louisiana-Monroe (12/1/01) *
Forced Fumbles	3 by Antwan Peek vs. Louisiana Monroe (12/1/01) *
Fumble Recoveries	2 by Willis Edwards vs. Memphis (10/26/02) *
	Ivan Fields at Memphis (11/11/00) *
	Jeff Luc vs. USF (10/14/14) *
	Wes Richardson at NC State (9/16/10) *
Pass Break Ups	4 by Zach Norton vs. Louisville (10/27/01) *
Interceptions	4 by Bob Hynes vs. Ohio Northern (1923)
Interception Return Yards	123 by Shawn Ferguson vs. Memphis (1998)
Interception Returns for Touchdowns	2 by Shawn Ferguson vs. Memphis (1998)
Blocked Kicks	2 by Connor Barwin at Marshall (10/3/08) *
	Antwan Peek vs. Miami (10/28/00) *

\* - Since 2000