

# 2022 GAME NOTES

# CINCINNATI FOOTBALL

2021 COLLEGE FOOTBALL PLAYOFFS SEMIFINALIST | 2020-21 AAC CHAMPIONS | FOUR STRAIGHT TOP-25 FINISHES

GAME  
3

CINCINNATI

rv/rv CINCINNATI

1-1 • 0-0 AAC

VS

MIAMI [OH] REDHAWKS

1-1 • 0-0 MAC

SATURDAY, SEPT. 17, 2022 • 12 PM ET • PAYCOR STADIUM • CINCINNATI, OHIO

MIAMI  
RedHawks

## 2022 SCHEDULE / RESULTS

DATE	OPPONENT (TV)	TIME (ET)
Sept. 3	@ No. 19 Arkansas (ESPN)	L, 24-31
Sept. 10	KENNESAW STATE (ESPN+)	W, 63-10
Sept. 17	vs. Miami [OH]^ (ESPN)	12 p.m.
Sept. 24	INDIANA 3:30 ESPN2 / 4 p.m. ESPN	
Oct. 1	@ Tulsa*	TBD
Oct. 8	USF*	TBD
Oct. 22	@ SMU*	TBD
Oct. 29	@ UCF*	TBD
Nov. 5	NAVY*	TBD
Nov. 11	EAST CAROLINA* (ESPN2)	8 p.m.
Nov. 19	@ Temple*	TBD
Nov. 26	TULANE*	TBD

All times ET. Home games in **BOLD CAPS**, played at Nippert Stadium, \* - American Athletic Conference game.

^ - Paycor Stadium (Cincinnati)

## ON THE AIR

TV: ESPN+

• Play-by-Play..... John Schriffen  
• Analyst..... Rene Ingoglia  
• Online: ..... ESPN+ Mobile App: ESPN+

RADIO: BEARCATS SPORTS NETWORK

• Play-by-Play..... Dan Hoard  
• Analyst..... Jim Kelly Jr.  
• Host/Engineer..... Mo Egger  
• Local: 102.7 WEBN  
• Satellite: Sirius 380/ SXM App 973  
• App: The Varsity Network: "Search Cincinnati"

LIVE STATS: Cincinnati.StatBroadcast.com

## SOCIAL MEDIA

• Twitter..... @GoBears | @GoBearsFB | @CoachFick  
• Hashtag..... #Bears | #TEAM | #CinCityPride  
• Instagram..... @GoBears | @GoBearsFB  
• Facebook..... GoBears | GoBearsFootball

## TABLE OF CONTENTS

Quick Hits.....	1
Media Information.....	2
Team Information.....	3-9
Nippert Stadium.....	10
Rosters.....	11-12
Depth Chart.....	13
Luke Fickell.....	14-14
Assistant Coaches/Support Staff.....	16-17
Player Capsules.....	18-26
Starter Information.....	27
Miscellaneous Stats.....	28-29
Last Time It Happened.....	30
Single-Game Records at a Glance.....	31
Game Recaps.....	32
Season Statistics.....	33-40
Record Book.....	41-52

## BACK-BACK AMERICAN ATHLETIC CONFERENCE CHAMPIONS, 2020-21



rv/rv CINCINNATI BEARCATS

Head Coach Luke Fickell

Record at Cincinnati 49-16 (Sixth Year)

Overall Record 55-23 (Seventh Year)



MIAMI REDHAWKS

Head Coach Chuck Martin

Record at School 114-60 (15th Year)

Overall Record 40-53 (Ninth Year)

## GAME INFORMATION

Facility Paycor Stadium

Capacity 65,535

TV ESPN

Radio: 102.7 WEBN/ Sirius 380/ SXM App 973

Series Record 59-59-7

Neutral Site 4-2

Last Meeting Sept. 4, 2021 (W, 49-14)

Streak Won 15

## CINCINNATI TRAVELS TO PAYCOR STADIUM FOR RIVALRY MATCHUP AT NFL STADIUM

- Cincinnati travels to Paycor Stadium to face historic rival Miami [OH] in the "Battle for the Victory Bell" coming off a resounding 63-10 victory over Kennesaw State that extended UC's home winning streak to 28 games.
- The RedHawks are 1-1 on the season, beating Robert Morris, 31-14, on Saturday, and falling 37-13 at Kentucky in the opener.
- This is the third time Paycor Stadium has hosted the matchup with Cincinnati serving as the away team for the second time, joining 2018. Renovations to Nippert Stadium led to Paycor Stadium hosting the game in 2014, as well. The Miami-UC series is under contract through 2029. It is scheduled to be played at Paycor again in 2026 with UC serving as the home team.

## BEARCATS SEEK FIRST LEAD IN HISTORIC SERIES SINCE 1915

- Saturday marks the 126th meeting in the "Battle for the Victory Bell" between Miami (OH) and Cincinnati. The Bearcats and RedHawks are tied 59-59-7. UC has won 15 straight games in the matchup and hasn't lost to the RedHawks since 2005.
- The "Victory Bell" is a traveling trophy that the winner gets to keep for the year.
- A win by UC on Saturday will mark the first lead in the series for the Bearcats since 1915.
- The "Battle for the Victory Bell" is the nation's oldest FBS non-league rivalry and second-oldest FBS rivalry overall.

## CINCINNATI ROLLS PAST KENNESAW STATE IN SOLD-OUT NIPPERT STADIUM

- Cincinnati won its 28th straight game at Nippert Stadium and secured its 21st consecutive home-opening win in the 63-10 victory versus Kennesaw State on Saturday in which the Bearcats allowed only 142 rushing yards to one of the nation's top triple-option programs, ending the Owls 150-yard rushing streak at 73 games (dating back to Nov. 11, 2015).
- The Bearcats did it in front of the sixth-largest crowd (39,014) in UC history as QB Ben Bryant tossed three first-half touchdowns and the defense scored a pair of TDs on a scoop and score from Jabari Taylor and a 45-yard pick-six from Ja'Von Hicks. LB Ivan Pace, Jr., tallied 11 tackles with a forced fumble, while RB Myles Montgomery rushed for 104 yards on five carries, including a 76-yard TD dash.

## RECENTLY AGAINST REDHAWKS

- Tyler Scott took a Desmond Ridder pass 81 yards for a TD on the first pass and second play of the 2021 season in the home-opening 49-14 win versus Miami (OH) last season. Josh Whyte, Lenny Taylor and Ryan Montgomery all also caught TD passes in the home opener last year, while Evan Prater had a rushing score.
- The 2020 game was canceled. UC beat Miami [OH], 35-13, in 2019 as RB Mike Warren had 113 yards and three TDs.
- Cincinnati shut out Miami [OH], 21-0, in the last game between the schools at Paycor Stadium in 2018. It's one of two shutouts in the Luke Fickell era (Navy, 42-0, 2018). QB Desmond Ridder had the first start of his career and rushed for 117 yards.

## BEARCATS RE-LOADING ...

- Led by Luke Fickell, the reigning consensus National Coach of the Year, and 12 returning starters, the Bearcats are the two-time defending AAC Champions and are coming off of a 13-1 season that culminated in a trip to the 2021 College Football Playoff.
- With a 45-8 mark since the start of 2018, Cincinnati's 85% winning percentage ranks among the nation's Top 5 in that span.
- Cincinnati lost nine players to the NFL Draft, but new stars are emerging in 2022, including LB Ivan Pace, Jr., a transfer from Miami [OH] who ranks No. 6 in the nation and No. 1 in the AAC with 11.5 tackles per game and No. 9 with 4.5 TFLs through two games in 2022. He ranked 10th in the country with 125 tackles for the RedHawks in 2021.
- QB Ben Bryant has thrown for 526 yards and five touchdowns with just one interception. His 68.3 completion % would rank as the third-best in UC single-season history. WR Tyler Scott leads UC with eight catches and 119 receiving yards, while TE Leonard Taylor has a TD in both games to lead the Bearcats. TE Josh Whyte also has eight catches. He has 13 career TDs.
- Cincinnati has finished in the Top 10 in turnovers gained the last three seasons after forcing 30 to rank third in 2021.

## BREAKING RECORDS IN THE CLASSROOM

- UC led the nation with four CoSIDA Academic All-Americans in 2021 and six Academic All-District selections. Lorenz Metz returned as a Second Academic All-American and All-District pick, while Wil Huber returned as an All-District selection.

## STREAKS, STORYLINES, SIDEBARS ...

- UC has won a league title seven times in the last 14 years and has played in 12 bowl games in the past 15 years.
- Cincinnati is 651-596-50 (.521) all-time.
- UC is playing its 135th football season in 2022. The Bearcats program dates to 1885 and is one of the 10 oldest in the FBS.

## GET CONNECTED:

GoBears  
GoBearsFootballGoBears  
GoBearsFB / CoachFickGoBears  
GoBearsFBgobearcats.com  
bearcats\_fb

The University of Cincinnati Athletics Communications and Strategic Brand Engagement Office is ready to assist you in to make the experience of covering UC Athletics productive and rewarding.

**Richard E. Lindner Center • Suite 860**  
**2751 O'Varsity Way • Cincinnati, OH 45221-0021**

SID Phone ..... 513-556-5191  
Press Box Phone ..... 513-556-1010  
Website ..... GoBEARCATS.com

Zach Stipe (Football SID)..... Associate AD/Comms. & SBE  
865-244-6119..... stipezd@ucmail.uc.edu  
David Cohen (secondary)..... Director, SBE  
513-556-9845..... David.Cohen@uc.edu  
Kelsey Sharkey..... FB Video Contact  
513-556-5986..... Kelsey.Sharkey@uc.edu

## ON THE WEB

Information on the University of Cincinnati football team is available at [www.GoBEARCATS.com](http://www.GoBEARCATS.com). To receive the UC updates via email, please send a request to Zach Stipe (zach.stipe@uc.edu) or David Cohen (david.cohen@uc.edu).

Information on the American Athletic Conference and all member institutions is also available through the league's web site at [www.TheAmerican.org](http://www.TheAmerican.org).

## PRACTICES

During a typical Saturday game week, media may interview players and coaches immediately following practice on Tuesday. Practice is generally closed to the public. Anyone hoping to observe practice should contact UC Athletics Communications in advance. Failure to do so may result in an individual's removal from the venue. During regular-season practices, unless otherwise noted, still and television photographers will be allowed to shoot stretching and the first 30 minutes (six periods).

## PRESS BOX SERVICES

All media members will be provided with access to game notes via GoBEARCATS.com. At the quarter breaks and halftime, quickie stats and drive charts will be printed and distributed via email. Following the game, a complete post-game statistics package will be distributed via email and will contain a scoring summary, final team statistics, final individual statistics, complete play-by-play, drive charts for both halves, halftime statistics, defensive statistics, substitution chart, postgame quotes from both head coaches and players and postgame notes.

## LIVE STATS

Live in-game statistics will be available via StatBroadcast.

## INTERNET

Wireless Internet is available in the press box at Nippert Stadium. Members of the Athletics Communications staff will be available to assist you. There is no access fee.

## WEEKLY MEDIA AVAILABILITY

Head Coach Luke Fickell will be available to the media every Tuesday at noon ET during the season with the exception of UC's bye week. The press conference is streamed live on GoBears.com. Players will be made available at the discretion of the coaching staff.

## MEDIA CREDENTIALS

Requests for official working media credentials should be directed to the UC Sports Communications Office. All requests should be received no later than noon, four days prior to the game. Visit the football page at GoBEARCATS.com to request credentials online.

Season credentials will be available for pickup prior to the first game. No credentials will be mailed after Tuesday preceding the game. Thereafter, credentials may be picked up on gameday at the media will call located by gate J in the lobby of the Steger Student Life Center.

On gameday, media should park in Clifton Court Garage and enter Nippert Stadium through Gate J.

## SCOUTING PASSES

Professional scouts may obtain credentials through UC's Athletics Communications Office. Scouts will be issued seating in the press box on a space-available basis.

## SIDELINE PASSES

The University of Cincinnati follows NCAA guidelines regarding media representatives on the sidelines. Photographers and videographers are permitted to shoot between the 25-yard lines and the goal lines on both sidelines and behind the restraining line in the end zone.

## AAC ON ESPN+

In Spring 2019, the AAC and ESPN agreed to a 12-year media rights extension beginning in 2020-21. In football, in addition to The American's games continuing to appear on ESPN networks, select conference-controlled games will be available exclusively on ESPN+.

## BEARCATS INSIDER TV SHOW

Bearcats Insider, a weekly show on Bally Sports Ohio covering UC Athletics, returns in 2022. The 30-minute show, which airs weekly through the season, is hosted by Dan Hoard and former Bearcats standout Tony Pike. Visit [www.ballysports.com/ohio-greatlakes](http://www.ballysports.com/ohio-greatlakes) for a schedule.

## LUKE FICKELL RADIO SHOW

The hour-long program with Coach Fickell, Dan Hoard and Jim Kelly Jr. will air weekly from 8-9 p.m. ET on both ESPN 1530 AM and 700 WLW AM this season. Fans can listen online at [iheart.com](http://iheart.com) and through 700 WLW and ESPN 1530's iHeartRadio app. For those who can't catch the program live, a podcast of the weekly program will be made available free of charge on 700WLW.com.

## MOBILE APP

The Cincinnati Bearcats app for iPhone, iPad and Android devices offers fans a wide variety of information on the Bearcats — home and away. The free app is available in the App Store and Google Play.

## 2022 QUICK FACTS

## GENERAL INFORMATION

Location ..... Cincinnati, OH 45221  
Founded ..... 1819  
Enrollment ..... 48,300 (2022 projection)  
Conference ..... American Athletic  
Nickname ..... Bearcats  
Colors ..... Red (PMS 186) & Black  
Home Field ..... Nippert Stadium  
Surface/Capacity ..... Shaw Sports Elevate 68/37,978  
President ..... Neville G. Pinto, PhD  
Director of Athletics ..... John Cunningham  
Faculty Representative ..... Brian Hatch, PhD

## HISTORY

First Year of Football ..... 1885  
All-Time Record ..... 651-596-50  
All-Time Bowl Record ..... 10-11  
Last Bowl ..... 2021 Cotton (CFP Semifinals)  
Last Bowl Opponent ..... Alabama (L, 27-6)

## 2022 TEAM INFORMATION

Basic Offense ..... Multiple  
Basic Defense ..... Multiple  
Letterwinners Returning/Lost ..... 48/20  
Starters Returning/Lost ..... 13/12  
O | D | ST ..... 7/4 | 4/7 | 2/1

## 2021 SEASON

Overall Record ..... 13-1  
Home/Road/Neutral ..... 7-0/6-0/0-1  
American Record/Finish ..... 8-0/AAC Champions  
Final Ranking ..... 4 (AP/USA Today/CFP)

## COACHING STAFF

Head Coach ..... Luke Fickell  
Alma Mater ..... Ohio State '97  
Record at UC/Year ..... 49-15/6  
Career Record/Year ..... 55-22/7  
Twitter ..... @CoachFick  
Best time to reach coach ..... Contact SID  
Defensive Coordinator/LB ..... Mike Tressel  
Offensive Coordinator/QB ..... Gino Guidugli (pb)  
Special Teams Coordinator/CB ..... Kerry Coombs  
Co-Defensive Coordinator/S ..... Colin Hitchens (pb)  
Passing Game Coordinator/WR ..... Mike Brown  
Assistant Coaches ..... Mike Cummings (OL)  
..... Nate Letton (TE, pb), Darren Paige (RB),  
..... James Ross (OLB), Walt Stewart (DL)  
Defensive GA ..... Cam Clemenson, Parrish Gaines (pb)  
Offensive GAs ..... Jordan Johnson, Kurt Rawlings  
Quality Control ..... Nick Sharp (def., pb),  
..... Michael Colosimo (off., pb), Ricky Brown (ST)

**collegepressbox**  
SINCE 2005 EVERYTHING BUT THE PREGAME MEAL

collegepressbox is the official media website for Division I football. Access and download game notes, quotes, statistics, media guides, headshots, logos and more for all FBS schools, conferences, postseason games, awards and the College Football Playoff. For access, please register for an account at [collegepressbox.com/register](http://collegepressbox.com/register).

2022 CINCINNATI FOOTBALL

OPPONENT INFORMATION

HEAD COACH: Chuck Martin  
RECORD AT MIAMI: 40-53  
CONFERENCE: Mid-American  
2022 RECORD: 1-1, 0-0 Mid-American  
2021 RECORD: 7-6, 5-3 Mid-American  
2021 POSTSEASON: Frisco Football Classic (W, 27-14) over North Texas

SERIES INFORMATION

Series Record.....Tied 59-59-7  
At Cincinnati.....Miami leads 44-43-5  
At Oxford.....Miami leads 14-13-2  
At Neutral Sites.....Cincinnati leads 3-2  
Most UC points.....52 (UC 52-42, 1999; UC 52-14, 2012)  
Most Miami points.....44 (MU 44-16, 2005)  
Combined points.....94 (52-42, 1999)  
Biggest UC win.....46 (46-0, 1904)  
Biggest Miami win.....40 (40-0, 1917)  
Current streak.....Cincinnati – 15

GAME-BY-GAME - LAST 16 MEETINGS

Year	Site	Score	Winner
2005	Oxford	44-16	Miami
2006	Cincinnati	24-10	UC
2007	Oxford	47-10	UC
2008	Cincinnati	45-20	UC
2009	Oxford	37-13	UC
2010	Cincinnati	45-3	UC
2011	Oxford	27-0	UC
2012	Cincinnati	52-14	UC
2013	Oxford	14-0	UC
2014	Cincinnati *	31-24	UC
2015	Oxford	37-33	UC
2016	Cincinnati	27-20	UC
2017	Oxford	21-17	UC
2018	Cincinnati *	21-0	UC
2019	Cincinnati	35-13	UC
2020	canceled due to COVID-19		
2021	Cincinnati	49-14	UC

\* - PAYCOR STADIUM

LAST TIME THEY MET

CINCINNATI VS. MIAMI - SEPT. 4, 2021

	1	2	3	4	F
Miami (OH)	0	0	0	14	14
No. 8 Cincinnati	21	14	0	14	49

Desmond Ridder was 20-of-25 for 295 yards and four touchdowns and No. 8 Cincinnati beat Miami of Ohio 49-14 in the opener for both teams. The Bearcats tied the series that began in 1888 at 59-59-7. Ridder threw an 81-yard touchdown pass to Tyler Scott on the second snap, the longest TD toss of his career. Ridder also had a 25-yard touchdown carry. Jerome Ford added 121 yards rushing yards on 12 carries, scoring on a 21-yard run in the second quarter.

SCORING PLAYS

1st	14:15	CIN	Scott 81 yd pass from Ridder (C. Smith kick)
	8:01	CIN	R. Montgomery 8 yd pass from Ridder (C. Smith kick)
	2:45	CIN	Whyte 23 yd pass from Ridder (C. Smith kick)
2nd	8:03	CIN	Ford 21 yd rush (C. Smith kick)
	2:53	CIN	Ridder 25 yd rush (C. Smith kick)
4th	11:46	CIN	Taylor 8 yd pass from Ridder (C. Smith kick)
	3:20	MIAMI	Tracy 18 yd rush (Nicholson kick)
	2:30	MIAMI	Saunders Jr. 32 yd INT return (Nicholson kick)
	0:23	CIN	Prater 14 yd rush (C. Smith kick)

RUSHING: MIAMI(OH)-MOZEE, Keyon 15-80; TRACY, Kenny 8-37; AFARI, David 7-24; MEYER, AJ 6-12; DAVIS, Kevin 4-10; JOHNSON, Davion 4-10.  
Cincinnati-FORD, Jerome 12-121; PRATER, Evan 4-38; MCCLELLAND, Charles 4-36; RIDDER, Desmond 6-31; MONTGOMERY, Ryan 3-17; WRIGHT, Ethan 2-4;

PASSING: MIAMI(OH) AJ, Mayer 9-28-0-109. CincinnatiRIDDER, Desmond 20-25-1-295; PRATER, Evan 0-1-1-0.

RECEIVING: Miami(OH)-HIPPENHAMMER, Mac 3-64; JOHNSON, Davion 3-5; SORENSON, Jack 2-32.  
Cincinnati-THOMPSON, Jadon 4-79; WHYLE, Josh 2-32; PIERCE, Alec 2-29; JEROME, Ford 2-19; JORDAN, Jones 2-13; LEONARD, Taylor 2-12; TUCKER, Tre 2-4; SCOTT, Tyler 1-81; WRIGHT, Ethan 1-10; MONTGOMERY, Ryan 1-8; YOUNG, Michael 1-8.

FOR WHOM THE VICTORY BELL TOLLS

- The Victory Bell is the oldest NCAA FBS non-league rivalry and second-oldest FBS rivalry overall.
- The first game, on Dec. 8, 1888, was the first college football game played in the state of Ohio.
- North Carolina and Wake Forest played their first game on Oct. 18, 1888, but have only played each other 107 times and not every season.
- The original bell hung in Miami (Ohio)'s Harrison Hall and was used to ring in Miami (Ohio) victories.
- The current trophy is a replica of the original bell and is kept in possession of the winning team each year.
- One side is painted red and black and shows Cincinnati's victories. The other side is red and white and shows Miami's victories.
- Wisconsin-Minnesota (130), Georgia-Auburn (126) and North Carolina-Virginia (126) are the only rivalries that have been played more. Oregon-Oregon State has also been played 125 times.

OLDEST FBS RIVALRIES (LEADING TEAM FIRST)

YEAR	TEAMS/RIVALRY	#
1888	Miami (OH) & Cincinnati Battle for the Victory Bell	125
1888	North Carolina & Wake Forest Carolina-Wake Rivalry	109
1890	Wisconsin & Minnesota Paul Bunyan's Axe	130
1890	Navy & Army Army-Navy Game	122
1891	Purdue & Indiana Old Oaken Bucket	124

MORE ON THE RIVALRY

- UC QB Ben Bryant led Eastern Michigan to a 13-12 where he threw one TD and was picked off by Ivan Pace, Jr.
- RB Darren Paige played 7 games at WR for Miami in 2003.
- Cincinnati's first-ever overtime game came in a 30-23 win over Miami (OH) in 1996. The schools played an OT game against in 1997 with UC winning 34-31.
- OC Gino Guidugli started at QB against Miami four straight seasons from 2001-04, dueling Ben Roethlisberger three times.

THE MATCH UP

CINCINNATI (1-1, 0-0 American)

TEAM STATISTICS	CIN	OPP
Points/Game	43.50	20.5
First Downs	48	38
Rushing/Game	171.4	183.0
Passing/Game	309.0	167.0
Total Offense/Game	480.5	350.0
Fumbles-Lost	4-2	6-2
Pen./Yds per Game	20/77.5	7/31.5
Time of Possession	26:38	33:22

INDIVIDUAL LEADERS

RUSHING	Att	Net	Avg	TD	YPG
McClelland	15	110	7.3	1	55.0
Montgomery, M	8	108	13.5	1	54.0

PASSING	C-A-I	Pct.	Yds	TD	YPG
Bryant	43-63-1	68.25	526	5	263.0

RECEIVING	Rec	Yds	Avg	TD	YPG
Scott	8	119	14.9	1	59.5
Thompson	5	96	19.2	0	48.0

DEFENSE	U-A-TT	TFL	Sck.	Int.	PBU
Pace Jr.	11-12-23	4.5	1	0	0
Thomas	6-10-16	1.0	0	0	0

MIAMI (OH) (1-1, 0-0 MAC)

TEAM STATISTICS	MIA	OPP
Points/Game	22.0	25.5
First Downs	39	29
Rushing/Game	163.5	45.0
Passing/Game	185.5	241.0
Total Offense/Game	349.0	286.0
Fumbles-Lost	4-3	1-0
Pen./Yds per Game	10/39.0	9/30.0
Time of Possession	32:12	27:48

INDIVIDUAL LEADERS

RUSHING	Att	Net	Avg	TD	YPG
Davis	7	62	8.9	0	31.0
Tracy	7	59	8.4	0	29.5

PASSING	C-A-I	Pct.	Yds	TD	YPG
Smith	16-26-1	61.5	168	3	84.0

RECEIVING	Rec	Yds	Avg	TD	YPG
Hippenhammer	11	137	12.45	2	68.5
Muersch	6	68	11.33	0	34.0

DEFENSE	U-A-TT	TFL	Sck.	Int.	PBU
McWood	7-11-18	1.5	0.5	1	0
Dowell	6-7-13	0	0	0	0

2022 NCAA TEAM RANKINGS as of Sept. 11, 2022

CATEGORY	CIN	MIA
Total Offense	28	T-97
Rushing Offense	61	66
Passing Offense	22	108
Team Passing Efficiency	25	83
Scoring Offense	24	104
Total Defense	68	33
Rushing Defense	105	5
Passing Yards Allowed	28	87
Team Passing Effic. Def.	102	96
Scoring Defense	T-51	76
Turnover Margin	T-39	T-104
3rd Down Conversion Pct	21	66
4th Down Conversion Pct	T-1	T-28
3rd Down Conversion Pct Def.	T-108	13
4th Down Conversion Pct Def.	T-1	T-1
Red Zone Offense	T-62	T-114
Red Zone Defense	T-98	T-83
Net Punting	5	105
Punt Returns	T-11	94
Kickoff Returns	105	N/A
First Downs Offense	T-51	T-94
First Downs Defense	64	T-26
Fewest Penalties Per Game	121	T-23
Time of Possession	112	33

## 2022 CINCINNATI FOOTBALL

### 2022 WATCH LIST SZN

Several Bearcats are on preseason watch lists for national honors:

- Bobby Dodd (head coach): Luke Fickell
- Biletnikoff (wide receiver): Nick Mardner
- Mackey (tight end): Leonard Taylor and Josh Whyte
- Butkus (linebacker): Deshawn and Ivan Pace
- Nagurski (overall defender): Deshawn and Ivan Pace
- Outland (interior lineman): Dylan O'Quinn and Jake Renfro
- Lou Groza (kicker): Ryan Coe
- Paul Hornung (most versatile): Ryan Montgomery
- Wuerffel Trophy (community service and playing field): Wilson Huber
- Allstate AFCA Good Works Team (community service and playing field): Wilson Huber
- Rotary Lombardi (lineman, character): Lorenz Metz

### PRESEASON ALL-AMERICANS

Three Bearcats were named Phil Steele Preseason All-Americans earlier this summer. They are:

- LB Deshawn Pace (second team)
- C Jake Renfro (third team)
- PR Ryan Montgomery (fourth team)

### HISTORICALLY SPEAKING

- Cincinnati is 651-596-50 (.521) all-time.
- UC is playing its 135th football season in 2022. The Bearcats program dates to 1885 and is one of the 10 oldest in the FBS.

### AAC PRESEASON POLL

- Despite winning the last two conference championships, Cincinnati was picked to finish second in the AAC preseason media poll, which was released in July.
- 2022 American Athletic Conference Preseason Media Poll

	Team (First-Place Votes)	Points
1.	Houston (7)	243
2.	Cincinnati (10)	242
3.	UCF (7)	225
4.	SMU	187
5.	Memphis	162
6.	East Carolina	157
7.	Tulane	115
8.	Tulsa	93
9.	South Florida	71
10.	Navy	61
11.	Temple	28

### 2022 TEAM CAPTAINS

Luke Fickell, at his first Tuesday press conference leading into the season-opener, announced the Bearcats' official team captains for the 2022 season.

- Fifth-year senior offensive lineman Dylan O'Quinn
- Senior wide receiver/kick returner Tre Tucker
- Fifth-year senior tight end Josh Whyte
- Sixth-year senior defensive lineman Jabari Taylor
- Sixth-year senior linebacker Wil Huber

### BEARCATS IN THE PROS

16 former UC players are on current NFL rosters while five former student-athletes are on NFL staffs.

#### NATIONAL FOOTBALL LEAGUE

PLAYER	TEAM	POS.
Mike Boone	Denver	RB
Coby Bryant	Seattle	DB
Bryan Cook	Kansas City	DB
Marquise Copeland	LA Rams	DT
Josiah Deguara	Green Bay	TE
Jerome Ford	Cleveland	RB
Darrick Forrest	Washington	S
Sauce Gardner	New York Jets	CB
Kevin Huber	Cincinnati	P
James Hudson III	Cleveland	OL
Jason Kelce	Philadelphia	C
Travis Kelce	Kansas City	TE
Chris Moore	Houston	WR
Alec Pierce	Indianapolis	WR
Desmond Ridder	Atlanta	QB
Myjai Sanders	Arizona	DE

#### COACHES

COACH	TEAM
Danny Barrett	Houston (RB Coach)
Bill Davis	Arizona (LB Coach)
Chris Hewitt	Baltimore (Secondary/PG Coord.)
Doug Rosfeld	Cincinnati (Dir. Coaching Ops)
George Warhop	Houston (OL Coach)

## SEASON HONORS AND AWARDS

### AAC WEEKLY HONORS

LB Ivan Pace, Jr. -- AAC Honor Roll (Sept. 3)

### PRESEASON PHIL STEELE ALL-AMERICANS

LB Deshawn Pace (Second Team)

C Jake Renfro (Third Team)

RB/PR Ryan Montgomery (Fourth Team)

### CINCINNATI TEAM PLAYERS OF THE GAME

Sept. 10 - Kennesaw State

QB Ben Bryant - Offense

DE Jabari Taylor - Defense

LB Deshawn Pace - Special Teams

### CATHEDRAL

- Nippert Stadium, has been the Bearcats playing site since 1901 and the stadium underwent construction in 1915, making it one of the oldest active stadiums in the NCAA FBS. Penn's Franklin Field (1895) takes the honor as the oldest playing site and stadium in Division I.

#### OLDEST FBS STADIUMS

YEAR	STADIUM	TEAM
1913	Bobby Dodd	Georgia Tech
1914	Davis Wade	Mississippi State
1915	Nippert	Cincinnati
	Vaught-Hemmingway	Ole Miss
1917	Camp Randall	Wisconsin

#### OLDEST FBS PLAYING SITES

YEAR	SITE	TEAM
1901	Nippert Stadium	Cincinnati
1904	Kyle Field	Texas A&M
1905	Bobby Dodd Stadium	Georgia Tech
1914	Davis Wade Stadium	Mississippi State
1915	Vaught-Hemmingway	Ole Miss



## NUMBERS TO KNOW

50

Luke Fickell is one win away from 50 for his career, which would tie Sid Gillman for the second-most win by a coach in UC history - just three behind Rick Minter's record of 53.

94

Cincinnati brought 94 career starts on the offensive line into the 2022 season opener. G Lorenz Metz (22 starts), T/G Dylan O'Quinn (21) and C Jake Renfro (19 starts) lead the way after earning All-AAC last year.

8

Eight Bearcats were named to the Reese's Senior Bowl Watch List: QB Ben Bryant, DL Jowon Briggs, CB Arqun Bush, S Ja'von Hicks, OL Lorenz Metz, TE Leonard Taylor, TE Josh Whyte and WR Tre Tucker.

18.1

UC has allowed only 18.1 ppg since 2018, which is fifth-fewest in college football. The Bearcats have finished fifth, eighth, 24th and eighth in national scoring defense the last four seasons.

125

Transfer linebacker Ivan Pace, Jr. ranked 10th in the nation with 125 tackles in 2021 while at Miami (Ohio). He was the MAC Defensive Player of the Year and is the older brother of fellow UC linebacker standout Deshaun.

16.5

Junior WR Tyler Scott is a big-play threat. He has 40 receptions for 659 yards and six TDs in his career with a robust 16.5 yards per catch average. He had an 81-yard score vs. Miami (OH) last season on the second play.

1

UC had the nation's top pass efficiency defense in 2021 (103.37), ranked second in pass yards allowed (169.2) and third in interceptions (19). UC returns senior DBs Arqun Bush and Ja'von Hicks, who will be three-year starters.

### HOMETOWN HEROS

- A dozen players from Cincinnati appeared on the season-opening two-deep on offense and defense.
- 26 players from Ohio are also on the initial two-deep.
- This speaks to head coach Luke Fickell's recruiting philosophy to heavily recruit "the State of Cincinnati" and the 50-mile radius around campus.
- UC also features Cincinnati native and legendary Colerain high school coach Kerry Coombs on staff as the cornerbacks coach and special teams coordinator.

#### The hometown heroes include:

TE Josh Whyte (La Salle HS)  
QB Evan Prater (Wyoming HS)  
RB Ryan Montgomery (Franklin HS)  
RB Corey Kiner (Roger Bacon HS)  
NT Jowon Briggs (Walnut Hills HS)  
NT Dontay Corleone (Colerain HS)  
DE Malik Vann (Fairfield HS)  
DE Eric Phillips (Colerain HS)  
LB Ivan Pace, Jr. (Colerain HS)  
LB Deshaun Pace (Colerain HS)  
LB Jaheim Thomas (Princeton HS)  
S Ja'von Hicks (Colerain HS)

### THE FICKELL ERA

- University of Cincinnati football head coach Luke Fickell has elevated the Bearcats' football team to the top of college football.
- Hired as the 42nd football head coach in UC history on Dec. 10, 2016, Fickell holds a 49-16 (.754) record in his five years at the helm of Cincinnati.
- His 45-8 mark since 2018 ranks among the Top 5 records in the nation during that span.
- After leading UC to a 13-1 record, a second straight AAC Championship and a College Football Playoff appearance, Fickell collected eight national coach of the year honors in 2021, including the The Home Depot National Coach of the Year, Paul "Bear" Bryant Coach of the Year, the Stallings Award, the Eddie Robinson Award and the Dodd Trophy as well as accolades from the AFCA, Walter Camp Foundation and Sporting News.
- Fickell has watched 16 Bearcats earn a selection in the NFL Draft, including a school-record nine draft picks in 2022, and captured AAC Coach of the Year honors three times (2018, 2020, 2021).
- Cincinnati Bearcats four-year football players have a 100% graduation rate since Fickell joined the team as head coach.
- Fickell and his wife Amy have six children: Landon, Luca, twin sons Aydon and Ashton, and twin sons Laykon and Lucian.

### FICKELL JUST FIVE WINS AWAY FROM MOST AT UC

- Fickell's 49 wins are already the third-most in Cincinnati history and he needs just five wins to surpass Rick Minter as the winningest coach in Cincinnati football history.

#### MOST WINS IN CINCINNATI HISTORY

Record	Coach
53-63-1	Rick Minter (10 seasons)
50-13-1	Sid Gillman (six seasons)
49-16	Luke Fickell (six seasons)

### 45-8 RECORD SINCE 2018 AMONG NATION'S BEST

- Luke Fickell wasted no time vaulting Cincinnati to among the nation's best programs. After going 4-8 in Year 1 of the Fickell Era in 2017, Cincinnati is 45-8 over the last four seasons, winning 84.9% of its games since 2018 to rank among the top five programs in all of the FBS.
- Of the six different teams Cincinnati has lost to since 2018, five have played in a New Year's Six bowl (Alabama, Georgia, Memphis, UCF, Ohio State).

### NATION'S 2ND-LONGEST HOME WINNING STREAK

- Cincinnati has won 28 consecutive games at Nippert Stadium — the second-longest home win streak in the nation, behind only Clemson (35). UC hasn't lost at home since Nov. 10, 2017.
- UC has won 21-straight home openers, beginning with a 36-29 overtime win over TCU in 2002 when Gino Guidugli was behind center. Other notable opponents in that stretch include Purdue, Pitt and UCLA.

### HUBER FAMILY CAPTAINS

- Sixth-year senior linebacker Wil Huber already had a master's in finance and a real estate certificate heading into his first year as UC's starting middle linebacker.
- He added captain to his resume, joining his dad, former UC tight end Daryl Huber (1988 captain), as what is believed to be the first father-son captain duo in Cincinnati

football history.

- Daryl Huber caught 51 passes for 519 yards and two scores from 1985 to 1988.

### VICTORY BELL FAST FACTS

- The Victory Bell is the oldest NCAA FBS non-league rivalry and second-oldest FBS rivalry overall.
- The first game, on Dec. 8, 1888, was the first college football game played in the state of Ohio.
- North Carolina and Wake Forest played their first game on Oct. 18, 1888, but have only played each other 106 times and not every season.
- The original bell hung in Miami (Ohio)'s Harrison Hall and was used to ring in Miami (Ohio) victories.
- The current trophy is a replica of the original bell and is kept in possession of the winning team each year.
- One side is painted red and black and shows Cincinnati's victories, while the other side is red and white and shows Miami's victories.

### OLDEST FBS RIVALRIES (LEADING TEAM FIRST)

YEAR	TEAMS/RIVALRY	#
1888	Miami (OH) & Cincinnati Battle for the Victory Bell	125
1888	North Carolina & Wake Forest Carolina-Wake Rivalry	109
1890	Wisconsin & Minnesota Paul Bunyan's Axe	129
1890	Navy & Army Army-Navy Game	121
1891	Purdue & Indiana Old Oaken Bucket	123

### FIRST, BUT ALSO NOT, FIRST TIME AT PAYCOR STADIUM

- While the Paycor Stadium name is new, the facility is not for the Bearcats. It is UC's first game there since shutting out Miami 21-0 in 2018.
- Cincinnati is 7-4 all-time in Paycor Stadium (previously Paul Brown Stadium), going 5-1 as the home venue in 2014 during Nippert Stadium renovations, beating Miami [OH] in 2018, splitting with Louisville and West Virginia in 2011 and falling to Oklahoma in 2010 and Ohio State in 2002. UC also played several games in Riverfront Stadium, the Bengals' old home.

### CINCINNATI CLIPS OWLS IN 63-10 HOME-OPENING W

- Cincinnati won its 28th straight game at Nippert Stadium and secured its 21st consecutive home-opening win in the 63-10 victory versus Kennesaw State on Saturday in which the Bearcats allowed only 142 rushing yards to one of the nation's top triple-option programs, ending the Owls 150-year rushing streak at 73 games.
- The Bearcats did it in front of the sixth-largest crowd (39,014) in UC history as QB Ben Bryant tossed three first-half touchdowns and the defense scored a pair of TDs on a scoop and score from Jabari Taylor and a 45-yard pick-six from Ja'von Hicks. LB Ivan Pace, Jr., tallied 11 tackles with a forced fumble, while RB Myles Montgomery rushed for 104 yards on five carries, including a 76-yard TD dash.

### TRANSFERS PROVIDE SPARK IN DEBUTS AT ARKANSAS

- Cincinnati's first 17 points at Arkansas came by way of first-year transfers, highlighted by starting QB Ben Bryant (Cincinnati, EMU, back to Cincinnati).
- Corey Kiner (LSU) pulled UC within 14-7 on the second half's opening drive with a 5-yard dive into the endzone,

ultimately leading the team with 59 yards on 12 carries.

- Nick Mardner's (Hawaii) first catch as a Bearcat was a 35-yard strike from Bryant four minutes later, making it a 21-14 deficit.
- Ivan Pace (Miami, OH) turned heads with team-highs of 12 tackles and 3.5 TFLs, including a thunderous, unblocked sack in the fourth quarter. It marked the most TFLs for a Bearcat since Darrian Beavers in 2020 at UCF.
- Ryan Coe (Delaware) also kicked a 26-yard field goal.
- To cap it off, Bryant's fourth-quarter connection with Leonard Taylor was his second in a UC uniform, with the other going to Taylor in 2019 at Memphis.

#### TIGHT END CONNECTION

- Bryant has tossed seven touchdowns for the Bearcats, finding Lenny Taylor three times, including once in 2019 and in each game of 2022.
- He also has connected with Josh Whyte for a score in the 2020 home opener and in the 2022 home opener.
- In addition to his scoring passes to the tight ends, he found Nick Mardner for a 35-yard TD at Arkansas to open 2022.

#### 'PACE'-ING THE DEFENSE

- Junior Deshaun Pace, a dynamic defensive playmaker, finished sixth in the conference and third on the team with 94 tackles while also adding nine for loss and a team-high four interceptions. His field-goal block at Navy and subsequent return set up a 52-yard field goal as time expired.
- In 2022, Pace has six tackles, 2.0 TFLs and a blocked kick.
- Pace was named the AAC Defensive Player of the Week after totaling a game-high 10 tackles and making a fourth-quarter interception in the 38-24 win at Indiana in 2021. He also had a 27-yard INT at Notre Dame.
- His brother, Ivan Pace, Jr., ranked 10th nationally with 125 tackles for Miami (OH) in 2021. He had six sacks to tie the NCAA record in a single game in 2019.
- Ivan Pace, Jr. led UC with 12 tackles and 3.5 TFLs in his UC debut at Arkansas to open 2022, earning AAC honor roll accolades.
- He added a game-high 11 tackles, one TFL and a forced fumble against Kennesaw State.
- He ranks sixth in the nation and first in the AAC with 11.5 tackles per game and No. 9 nationally with 4.5 TFLs through two games in 2022. He ranked 10th in the country with 125 tackles for the Redhawks in 2021.

#### YES, THAT'S CORRECT HE HAD SIX SACKS IN A GAME

- Senior transfer Ivan Pace, Jr., had six sacks in a single game, to tie an NCAA record, while starring for Miami (Ohio). The 2021 MAC Defensive Player of the Year by PFF College.
- He played in 22 games for the Redhawks from 2019-2021, making 193 tackles, 25.5 TFLs and 11 sacks.
- His lone interception came against Eastern Michigan, when he picked off Ben Bryant in 2021.

#### THE OTHER HUBER (JOE) READY FOR HIS CHANCE

- Former walk-on right tackle Joe Huber saw significant playing time with the first team offense in the spring and fall camp at right tackle. The redshirt sophomore engineering major earned his first start at right tackle at No. 19 Arkansas. The 6-5, 310-pounder starred at Jerome High School in Dublin, Ohio.

#### BRYANT QB1

- Ben Bryant, who started his career at Cincinnati in 2018, returned to Clifton, following his season as the starter at

Eastern Michigan. After a close competition in fall camp with redshirt sophomore Evan Prater, Bryant won the job.

- The 6-3, 220-pounder from La Grange, Ill., passed for 325 yards and two scores on 26-of-43 attempts with one pick at Arkansas. He passed for 177 yards in the third quarter and 233 after halftime. His 325 passing yards were the most by a Bearcat since Desmond Ridder passed for 338 yards at UCF on Nov. 21, 2020.
- He tossed for 201 yards and three first-half touchdowns versus Kennesaw State.
- In 2022, he is 43-of-63 for 526 yards and five touchdowns with just one INT and a 68.3%.
- Bryant started one game for UC in 2019, passing for 229 yards and one TD on 20-of-32 attempts at Memphis.
- Bryant played in 16 games over three seasons with one start for UC from 2018 to 2020. He passed for 553 yards, two touchdowns and three interceptions for the Bearcats before transferring.

#### BRYANT ON THE MONEY IN 2021

- Ben Bryant completed 68.4% of his passes (279-of-408) while throwing for 3,121 yards and 14 touchdowns at Eastern Michigan in 2021. He ranked as the nation's 11th most accurate passer. His 68.4% completion percentage would've been the third-highest in UC history and better than any season by Desmond Ridder, Tony Pike, Gino Guidugli or Greg Cook.

#### BLACK CATS DEFENSE AMONG THE NATION'S BEST

- Only reigning national champion Georgia (13.6), Wisconsin (15.8) and Clemson (16.9) have allowed fewer points per game since 2020 than Cincinnati (17.1).
- Only Georgia (14.6), Clemson (15.0), Iowa (16.5) and Wisconsin (18.0) have allowed fewer points per game since 2018 than Cincinnati (18.1).

#### Top Scoring Defense Since 2020

1. Georgia	13.2	)
2. Wisconsin	15.9	
3. Clemson	16.9	
4. Cincinnati	17.1	
lowa	17.1	

#### Top Scoring Defense since 2018

1. Georgia	14.6
2. Clemson	15.0
3. Iowa	16.5
4. Wisconsin	18.0
5. Cincinnati	18.1

#### FLETCHER FAMILY REUNION

- Sophomore punter Mason Fletcher had a stellar freshman season for the Bearcats, averaging 42.94 yards on 50 punts while tallying 17 punts inside the 20 and six of 50+. The 6-7, Melbourne, Australia native faced his brother, Max Fletcher, a freshman punter for Arkansas. Mason and Max's parents, Dustin and Suzanne, flew from Australia for the game. It marked the first time in nearly two years that Mason has seen his brother and mother. Fletcher's father, Dustin, a 23-year veteran in Australian Rules Football, came to the Cotton Bowl last season.
- Fletcher punted four times for a 46.2-yard average, including a career-long 54-yarder and two inside the Arkansas 10.

#### MCCLELLAND SHINES IN OPENER

- Charles McClelland has overcome two ACL tears in his

#### WE ARE FAMILY

This year's roster includes 10 Bearcats who followed in family footsteps to play for UC.

#### BROTHER PLAYED AT CINCINNATI

- Jackson Brusciannelli - Franklin (LB, 2013-16)
- Jacob Dingle - Jack (LB, 2021-)
- Jack Dingle - Jacob (DB, 2019-)
- Cameron Junior - EJ IV (RB, 2013-14)
- Deshaun Pace - Ivan (LB, 2022-)
- Ivan Pace, Jr. - Deshaun (LB, 2020-)
- Evan Prater - Garyn (WR, 2019-20)
- Jaheim Thomas - Jiair (WR, 2019-)
- Jiair Thomas - Jaheim (LB, 2020-)

#### FATHER PLAYED AT CINCINNATI

- Jackson Brusciannelli - Jack (LB, 1988-89)
- Wilson Huber - Daryl (TE, 1985-88)
- Jacob & Jack Dingle - Nate (LB, 1990-93)

Cincinnati boasts five players on the roster who had immediate family members play in the NFL.

- Jacob & Jack Dingle - Father Nate (1995-97)
- Drew Donley - Father Doug (1981-86)
- Jacob Hoying - Father Bobby (1996-2001)
- Cameron Junior - Father EJ III (1981-93)

#### CAN I GRADUATE?

- Cincinnati's academic prowess from the 2021-22 academic season continues into the fall, with 14 student-athletes playing with a degree in hand to mark six-straight years with double-digit graduates.
- They are Will Adams, Ben Bryant, Jeremy Cooper, Wyatt Fischer, Ja'von Hicks, Wil Huber, Charles McClelland, Lorenz Metz, Jabari Taylor, James Tunstall, Ty Van Fossen, Malik Vann, Taj Ward and Josh Whyte.

#### DOUBLE DUTY

- UC radio voice Dan Hoard also serves as the PXP man for the Cincinnati Bengals, making him part of a select group. Hoard joins Bill Hillgrove (Pittsburgh Panthers & Steelers) as the only broadcasters in the country to handle radio PXP duties for an NCAA FBS and NFL team. ESPN CFB commentators Wes Durham (Atlanta), Dave Pasch (Arizona) and Bob Wischusen (NY Jets) are NFL radio voices.

#### IT'S ACADEMIC

- In 2021, Cincinnati senior quarterback Desmond Ridder and senior wide receiver Alec Pierce were named First Team Academic All-Americans by CoSIDA, marking just the fifth and sixth Bearcats to earn the prestigious honor in school history and the first since 1997.
- The duo was joined by junior offensive lineman Lorenz Metz and senior safety Bryan Cook, who were selected as Second Team Academic All-Americans by CoSIDA.

#### CINCINNATI FOOTBALL'S ALL-TIME ACADEMIC ALL-AMERICANS

1979 — G Edward Koboves (Second Team)  
 1981 — OT Kari Yli-Ranko (First Team)  
 1983 — WR Jason Stargell (Second Team)  
 1989 — P Jeff Jones (Second Team)  
 1990 — DL Kyle Stroh (First Team)  
 1991 — TE Kris Bjorson (First Team)  
 1997 — DL John Joseph Kobalka (First Team)  
 2020 — P James Smith (Second Team)  
 2021 — QB Desmond Ridder (First Team)  
 2021 — WR Alec Pierce (First Team)  
 2021 — OL Lorenz Metz (Second Team)  
 2021 — S Bryan Cook (Second Team)

## 2021 RECAP: HISTORY MADE

- The Bearcats authored the greatest season in school history in 2021, starting 13-0, rising to as high as No. 2 in the AP poll, winning a second consecutive AAC Championship and advancing to the College Football Playoff. Cincinnati fell to Alabama the CFP Semifinals at the Cotton Bowl Classic, but not before beating Indiana and No. 9 Notre Dame on the road, as well as routing Houston for the league title.
- The historic win over the Fighting Irish was Cincinnati's first-ever win over a Top-10 opponent on the road. UC's first-ever back-to-back 50-point games followed the road wins and were highlighted by running back Jerome Ford's 179 yards and four touchdowns in the first half against UCF.
- Cincinnati also hosted ESPN College GameDay for the first time ever in a season that featured the most prolific offense in school history and one of the nation's most stout defenses.
- Led by Desmond Ridder, who set the school-record with 87 career touchdown passes and was named AAC Offensive Player of the Year for a second time, Cincinnati set school records for touchdowns (70) and points scored (516).
- Ford tied a school-record with 20 touchdowns and the UC defense led the nation in pass efficiency defense, while ranking third in interceptions and fifth in scoring defense.
- Senior cornerback Coby Bryant won the Jim Thorpe Award as the nation's top defensive back, while fellow cornerback Ahmad "Sauce" Gardner became the first Bearcats position player to be named a consensus All-American.
- An astounding 12 Bearcats were named to the All-AAC First Team, while Gardner was a unanimous choice for AAC Defensive Player of the Year and head coach Luke Fickell was named the conference's Coach of the Year.
- Fickell was named the consensus national Coach of the Year, winning eight awards from national organizations.
- The season culminated with a school-record nine players selected in the 2022 NFL Draft, which ranked third in the country and cemented Cincinnati as one of the country's premier college football programs.

## CHEER CINCINNATI

- UC serves as an economic powerhouse for the Queen City, with more than 15,000 employees, 48,000 students, 300,000 living alumni and countless Bearcats fans.
- Among the state's five counties in southwestern Ohio, UC generates a whopping \$3.3 billion annual impact.
- UC is the 18th-oldest public institution in the United States and traces its origins to the founding of the Medical College of Ohio and Cincinnati College in 1819.

- Cincinnati career after showing promise in 2018, when he rushed for 495 yards (7.7 ypc) and four touchdowns.
- He had 86 total yards on nine touches at Arkansas.
- His 35-yard run late in the first half at Arkansas was his longest since a 55-yarder in the 2018 regular-season finale, and his 30-yard reception was his best since a 38-yarder in the 2018 Military Bowl.
- He missed the 2019 season due to a preseason injury and suffered the same fate after playing the first four games in 2020.

## TURNOVER TIME

- UC finished in the top 10 in turnovers gained over the 2019-21 seasons.
- Cincinnati forced 30 turnovers in 2021, averaging more than two gained per game to rank third in the country. UC was +12 in turnover margin to rank fifth in the country.
- The Bearcats ranked 10th nationally with 21 turnovers gained in 2020.
- UC ranked 10th in 2019, as well, with 26 turnovers gained.
- Since 2019, UC is +22 in turnover margin.
- Cincinnati has forced 2.0 turnovers per game since 2019 (80 turnovers forced, 40 games).

## TOP 10 SCORING DEFENSE IN 2020, 2021 AND ..

- Cincinnati has had one of the nation's top 10 scoring defenses each of the last two seasons and three of the last four years, ranking No. 5 in 2021 (16.9) and No. 8 (16.8) in 2020. UC ranked No. 24 (20.6) in 2019 and No. 8 in 2018 (17.2)
- UC is allowing 20.0 ppg through two games in 2022.

## THREE LOSSES SINCE 2020 AMONG NATION'S FEWEST

- Cincinnati is 23-3 since the start of 2020.
- UC's 23 wins since 2020 are tied for the fifth-most in the nation, too.

## WINNINGEST FBS PROGRAMS SINCE 2020

TEAM	W-L	WIN %
Alabama	28-2	93.3
Louisiana	25-2	92.6
Coastal Carolina	24-3	88.9
Georgia	24-3	88.9
<b>Cincinnati</b>	<b>23-3</b>	<b>88.5</b>
BYU	23-4	85.2

## TIGHT END TANDEM

- The Bearcats returned arguably the nation's top tight end tandem in seniors Leonard Taylor and Josh Whyte. Whyte, a third-team PFF All-American in 2020 and a Honorable Mention All-AAC selection from La Salle High School in Cincinnati, has 13 career touchdown catches over the last two years. The duo combined for 10 TD receptions in 2021 with Taylor, a former prep quarterback from Springfield, Ohio, hauling in four scores.

## THE 'NICKEL' IS BACK TO LEAD PASS DEFENSE

- Senior defensive backs Arquon Bush and Ja'Von Hicks return to lead the Cincinnati pass defense. Bush, who started at nickelback last season, has made 25 career starts and tallied 85 tackles, 17 pass breakups and seven interceptions in four seasons. Bush starts at field cornerback this season. Hicks has started 31 games at safety. He led the AAC with five interceptions in 2019 and he has eight picks in this career, including a 45-yard pick-six versus Kennesaw State. Cincinnati had the nation's best pass defense in 2021, finishing No. 1 in the country in pass efficiency defense (103.37), No. 2 in

passing yards allowed (169.2), No. 3 in interceptions (19) and No. 4 in opponent completion % (54.0).

## TUCKER LOOKS TO LEAD

- Senior wide receiver Tre Tucker has already proven to be one of the nation's top kick returners after leading the AAC with a 29.9 kick return average en route to all-conference honors in 2020. He has two career kick return touchdowns, running for a score versus USF in 2020 and a momentum shifting 99-yard score at Indiana in 2021. The 5-9, 175-pounder from Akron, Ohio, has 64 career receptions and five touchdown catches.

## BRIGGS READY TO BREAK OUT

- Senior nose tackle Jowon Briggs is ready to breakout. The 6-1, 313-pounder is called the strongest player on the team by head football strength coach Brady Collins. He's also a married father of two, who starred at Walnut Hills High School in Cincinnati. A former four-star recruit and Under Armor All-America, he started his career at Virginia before transferring back home last season. He rotated at defensive end in 2021 and finished with 42 tackles, including three sacks. He came on strong at the end of the season recording a sack in each of the final regular season games. He is also an accomplished singer.

## DAY ONE READY CAMPAIGN

- The Day One Ready Campaign launched in November 2021 as a \$100 million fundraising initiative to prepare for the university's upcoming move to the Big 12.
- The Day One Ready Campaign will raise money to directly boost the Bearcats' abilities to enhance the student-athlete experience and compete for championships in its new conference.
- The construction of a new indoor practice and performance facility on campus is a key project of the campaign.

## HARD TICKET TO COME BY

- Cincinnati football officially sold out of season tickets for the 2022 football season, selling more than 23,500 to set a new school record in June.
- It's the first time in history that UC has sold out of season tickets.
- Last season, UC set a record with just over 22,000 season tickets sold.

## HOLD THE LINE

- Cincinnati was one of eight schools nationally to bring back all five of its offensive line starters. The Bearcats also return Mackey Award watch list tight ends Leonard Taylor and Josh Whyte for good measure.
- Entering the season, those five linemen (Jeremy Cooper, Lorenz Metz, Dylan O'Quinn, Jake Renfro, James Tunstall) had appeared in 138 games at UC (94 starts), which was eighth in the nation (heading into the season).
- First-year offensive line coach Mike Cummings came to UC after three seasons as the offensive line coach at Central Michigan. In 2021, CMU had a 9-4 record and led the MAC in points scored (465) and touchdowns (59). Running back Lew Nichols III led the conference in rushing yards (1,927) and averaged 5.4 yards per carry behind Cummings' offensive line.

## COMMUNITY SHOWS UP FOR COLLEGE GAMEDAY

- ESPN College GameDay came to Cincinnati for the first-time in school history on Saturday, Nov. 6, 2021.
- Originating from The Commons at the heart of UC's



## 2022 CINCINNATI FOOTBALL

campus, the show featured a live interview with head coach Luke Fickell and a behind-the-scenes segment on the Bearcats.

- Cincinnati was the 78th different school and the 94th different city to host GameDay during the show's 35 seasons. In addition, it was the fourth time that GameDay originated from the home site of an American Athletic Conference program, having travelled to Memphis (2019), UCF (2018) and Temple (2015) in recent seasons.
- Approximately 15,000 fans attended the event in an incredible show of support for the Bearcats.

### ENTER SEVEN TRANSFERS

#### QB Ben Bryant (Eastern Michigan)

- Bryant spent three seasons as a backup quarterback at UC before starring at Eastern Michigan where he threw for over 3,000 yards this past fall. His only start for UC came on the road at No. 18 Memphis, where he played valiantly in place of Desmond Ridder in a 34-24 loss, throwing for 229 yards, while tossing one touchdown and rushing for another score.

#### LB Ivan Pace, Jr. (Miami [Ohio])

- Pace collected Mid-American Conference Defensive Player of the Year honors in 2021 from Pro Football Focus and All-MAC First Team honors after leading the conference and ranking 10th in the nation with 125 tackles. Pace had an NCAA-record-tying six sacks in a win over Akron in 2019. He will get to team with his younger brother Deshaun Pace, who led the Bearcats with four interceptions and finished with 94 tackles and 9.5 TFLs during his sophomore season.

#### WR Nick Mardner (Hawaii)

- Mardner totaled 46 receptions for team highs of 913 yards and five touchdowns at Hawaii in 2021. A native of Mississauga, Ontario, Canada, he tallied 62 receptions for 1,270 yards and eight touchdowns with an impressive 20.5 yard per catch average for his career with the Rainbow Warriors.

#### OL Dartanyan Tinsley (Kentucky Christian)

- The 6-5, 315-pounder collected First Team All-National Christian College Athletic Association (NCCAA) honors in 2020-21 and grabbed First Team All-Mid-South Conference Appalachian Division accolades in back-to-back seasons (2020-21).

#### K Ryan Coe (Delaware)

- Coe connected on 12 of 15 field goals with a long of 51 in 2021. He nailed 12 field goals, including a 54-yarder in an FCS Playoff game in 2020-21 — the longest field goal by any kicker in the CAA that season.

#### RB Corey Kiner (LSU)

- Earned valuable reps as a true freshman at LSU, totaling 79 carries for 324 yards (4.1 per carry) and two touchdowns... Had 11 and 12 carries the first two weeks against McNeese and Central Michigan, with rushes of 23 and 26 yards respectively, and scoring in each game. Also had 10 carries at Ole Miss and 14 in the Texas Bowl against Kansas State. Had season-high 74 yards against CMU, as well as 56 against McNeese and 53 versus K-State. Four-star prospect (7th RB, 163 nationally) while earning Ohio Mr. Football honors at Cincinnati's Roger Bacon HS.

#### DL Noah Potter (Ohio State)

- Spent 2019-21 seasons at Ohio State. Did not see game action in 2021. Appeared in four games in 2020, totaling two tackles. Played in four games as a true freshman in 2019 before redshirting. OSU Scholar-Athlete in 2019 and 2020, as well as Academic All-Big Ten in 2020. Four-star prospect and No. 6 player in Ohio by 247Sports.

### AAC'S TOP RECRUITING CLASS AGAIN

- Cincinnati signed 19 players on National Early Signing Day on Dec. 15, 2021. The Bearcats' class was rated No. 25 by ESPN and No. 33 by 247Sports on Early Signing Day, marking the highest-rated class in the American Athletic Conference and the highest-ranked in school history. UC did not sign any prep players during the later signing day in February.
- The 2022 Class is represented in 10 different states, including eight from Ohio and three from Florida.
- Of the 19 high school signees, three are consensus four-star recruits (Derrick Shepard, Mario Eugenio, Jonquis "JQ" Hardaway) — two of which played in the national all-star games. Hardaway was selected to play in the 2022 Under Armour All-America Game in Orlando, Fla., on Jan. 2, while Eugenio is slated to play in the All-American Bowl in San Antonio, Texas, on Jan. 8.
- Eight signees are current early enrollees (RB Stephen Byrd, WR Jojo Bermudez, OL Luke Dalton, DB JQ Hardaway, DB Kalen Carroll, DB Ken Willis, LB Cinclear Lewis, DT CJ Doggette).

### FREAKS LIST

- UC boasted three members of Bruce Feldman's annual "Freaks" list for the second-straight season.
- Speedy wideout Tyler Scott boasts a 40-time of 4.29, turning him into a big-play machine in 2021. At 5-foot-11 and 185 pounds, Scott squatted a very impressive 600 and did 16 reps at 225 pounds on the bench press, maxing out at 345. Scott also has a vertical jump of 40 1/2 inches and an 11-foot broad jump.
- Fellow wide receiver Tre Tucker has a lot of power for his size, squatting 600, while standing 5-foot-9 and weighing 185. Tucker recorded a broad jump of 10'10 and a vertical of 36 1/2 inches.
- Josh Whyte, a Mackey Award Watch List nominee and 2020 PFF All-American rounded it out. With his huge frame, 6-foot-6 and 250 pounds, he clocked a 4.65, 40 while topping out at 20 mph on the GPS. Not only does he have speed for a big man, but also has a 35 1/2-inch vertical and a broad jump of 10-3 1/2.
- Alec Pierce (Colts), Desmond Ridder (Falcons) and Myjai Sanders (Cardinals) all made the list last season.

### WE ARE THE CHAMPIONS (AGAIN)

- For the second time, UC enters a season under Fickell with a target on their back as the projected league favorite with a Top-20 preseason ranking.
- UC won the 2021 and 2020 AAC Championships, its 16th league title, for its first two since 2014 and first outright crown since 2009.
- UC was playing in its third-straight AAC title game.
- Each of the last two were played at Nippert Stadium. UC toppled No. 16 Houston in 2021 after defeating No. 23 Tulsa on Cole Smith's game-ending 34-yard field goal. That first game, played on Saturday, Dec. 19 at Nippert Stadium, marked the latest date a game was played in Nippert since a matchup vs. Xavier on Dec. 7, 1918.

#### CONFERENCE CHAMPIONSHIPS (16)

YEAR	LEAGUE	HC	REC
1933	Buckeye *	King	7-2-0
1934	Buckeye	King	6-2-1

1947	Mid-American	Nolting	7-3-0
1949	Mid-American	Gillman	7-4-0
1951	Mid-American	Gillman	10-1-0
1952	Mid-American	Gillman	8-1-1
1963	Missouri Valley *	Studley	6-4-0
1964	Missouri Valley	Studley	8-2-0
2002	Conference USA *	Minter	7-7-0
2008	BIG EAST	Kelly	11-3-0
2009	BIG EAST	Kelly	12-1-0
2011	BIG EAST *	Jones	10-3-0
2012	BIG EAST *	Jones	10-3-0
2014	American *	Tuberville	9-4-0
2020	American	Fickell	9-0-0
2021	American	Fickell	13-0-0

\* - Shared title

### DON'T CALL IT A COMEBACK

- UC's 14-0 deficit at Indiana in 2021 marked its largest comeback win since 2018 against Ohio, which was Desmond Ridder's third-career start.
- UC had 2019 comeback wins over USF (10), ECU (12), then No. 18 UCF (6) and Miami (OH) (10).
- UC put together six come-from-behind wins in 2018, earning victories after facing deficits at UCLA (10), vs. Ohio (21), vs. Tulane (4), at SMU (2), USF (6) and vs. Virginia Tech in the Military Bowl (3).

#### COMEBACK WINS UNDER FICKELL

DATE	OPPONENT	DEFICIT	FINAL
12/04/21	Houston	3	W, 35-20
11/26/21	@ ECU	3	W, 35-13
11/12/21	@ USF	7	W, 45-28
10/23/21	@ Navy	7	W, 27-20
09/18/21	@ INDIANA	14	W, 38-24
09/11/21	MURRAY STATE	7	W, 42-7
11/21/20	@ UCF	11	W, 36-33
09/26/20	22 ARMY	7	W, 24-10
11/16/19	@ USF	10	W, 20-17
11/02/19	@ ECU	12	W, 46-43
10/04/19	18 UCF	6	W, 27-24
09/14/19	MIAMI (OH)	10	W, 35-13
12/31/18	vs. Virginia Tech	3	W, 35-31
11/10/18	USF	6	W, 35-23
10/27/18	@ SMU	2	W, 26-20
10/06/18	TULANE	4	W, 37-21
09/22/18	OHIO	21	W, 34-30
09/01/18	@ UCLA	10	W, 26-17
11/25/17	UCONN	7	W, 22-21
11/04/17	@ Tulane	3	W, 17-16
09/16/17	@ Miami (OH)	11	W, 21-17

### UNDEFEATED HOME RECORDS

YEAR	RECORD
2021	7-0
2020	7-0
2019	6-0
2018	6-0
2009	6-0
2008	6-0
2000	6-0
1993	5-0
1982	5-0
1976	5-0
1953	7-0
1941	6-0
1935	6-0



## FOOTBALL HISTORY

### HISTORICALLY SPEAKING

The University of Cincinnati football program dates to 1885 and ranks as one of the 10 oldest in major college football and holds an all-time mark of 650-595-50 entering its 135th season. UC has won a conference championship seven times in the last decade while playing in the postseason in 13 of the last 16 years. UC played in the American Athletic Conference title game for the first time in 2019 and won the championship game in a 2020 and 2021. The Bearcats have tallied 45 wins since 2018, which ranks among the top five teams in the FBS. In 2010, UC reached as high as No. 3 in all three major polls (Associated Press, USA Today, Bowl Championship Series) - only to be topped by the No. 2 ranking (Associated Press) in 2021.

### COLLEGE FOOTBALL PLAYOFF RUN IN 2021

The Bearcats authored the greatest season in school history in 2021, starting 13-0, rising to as high as No. 2 in the AP poll, winning a second consecutive AAC Championship and advancing to the College Football Playoff. Cincinnati fell to Alabama the CFP Semifinals at the Cotton Bowl Classic, but not before beating Indiana and No. 9 Notre Dame on the road, as well as routing Houston for the league title. The historic win over the Fighting Irish was Cincinnati's first-ever win over a Top-10 opponent on the road. UC's first-ever back-to-back 50-point games followed the road wins. Cincinnati also hosted ESPN College GameDay for the first time ever in a season that featured the most prolific offense in school history and one of the nation's most stout defenses. Led by Desmond Ridder, who set the school-record with 87 career touchdown passes and won 44 games (third-most in FBS history), Cincinnati set school records for touchdowns (70) and points scored (516). The Bearcats had the nation's top pass defense, which was led by First Team All-America cornerbacks Ahmad "Sauce" Gardner (No. 4 pick in 2022 NFL Draft) and Coby Bryant (Thorpe Award winner). Head Coach Luke Fickell was named the consensus national Coach of the Year, winning eight awards from national organizations. The season culminated with a school-record nine players selected in the 2022 NFL Draft, which ranked third in the country and cemented Cincinnati as one of the country's premier college football programs.

### SIMPLY "SAUCE"

Cornerback Ahmad "Sauce" Gardner burst on the scene for a pick-six in an upset of UCF as a true freshman and never looked back, becoming the first Bearcat position player to collect consensus All-America honors before becoming the highest drafted player in UC history when he was selected with the No. 4 pick by the New York Jets in the 2022 NFL Draft. The two-time First Team All-American and unanimous AAC Defensive Player of the Year famously never allowed a touchdown pass over more than 1,000 coverage snaps in his three-year career.

### COBY BRYANT IS UC'S FIRST JIM THORPE AWARD WINNER

Cornerback Coby Bryant returned for a fifth "bonus" season in 2021, granted by the NCAA due to the pandemic. The Cleveland, Ohio, native took full advantage of it. A team captain, he was named the Paycom Jim Thorpe Award winner as the nation's top defensive back in 2021 as he led the Bearcats to the College Football Playoff and finished his career with 45 passes defended and 10 interceptions.

### RECORD-BREAKING RIDDER

Quarterback Desmond Ridder capped his Cincinnati career (2017-2021) with 44 wins, the third most in FBS history, two AAC Championships, two AAC Offensive Player of the Year Awards, an appearance in the College Football Playoff and countless school records, including most touchdown passes (87), most total yards (12,418), AAC TD responsibility (115) and most rushing touchdowns by a UC QB (28). He finished eighth in Heisman Trophy voting in 2021.

### A TOWER OF STRENGTH

UC's football program is one of the nation's oldest — only Rutgers (1869), Michigan (1879), Navy (1880), and Minnesota (1883), among NCAA Football Bowl Subdivision institutions, predate Cincinnati, which began the sport in 1885.

### THE ROCK OF TRUTH

UC has been involved in several historic college football milestones starting with Dec. 8, 1888. That day, the Bearcats and Miami (Ohio) University engaged in the first college football game played in the state of Ohio, launching a rivalry that is tied for the oldest in the game among major universities — North Carolina vs. Wake Forest began playing that same year. The Battle for the Victory Bell is the fifth-most played rivalry series in college football.

### ALWAYS ON THE SIDE OF INNOVATION

A few years later in 1897, UC received an invitation to visit New Orleans to play a football game as a reward for a successful season, a precursor to the current postseason football bowl games.

### BOWL-CATS

Cincinnati has been to 17 bowl games over the last 21 seasons and 22 in the program's 134 seasons. UC played in the first Bowl Championship Series, now New Year's Six, game in school history, taking on Virginia Tech in the 75th FedEx Orange Bowl on Jan. 1, 2009. The Bearcats returned to the New Year's Six in the Chick-fil-A Peach Bowl on Jan. 1, 2021 in Atlanta. In 2021, Cincinnati advanced to the College Football Playoff Semifinals at the 86th Goodyear Cotton Bowl Classic in Arlington, Texas, on Dec. 31, 2021.

### WE ENGINEER BETTER

In the 1930s, a UC football player wore a device with his helmet to protect his broken nose. The device was a forerunner of the now standard face mask. The first soccer-style place kick was also attempted by a Bearcat, Hank Hartong, in the early 1960s.

### THE CHART TOPPERS

In 1968, the Bearcats were the nation's top passing team with quarterback Greg Cook leading the NCAA in total offense, while receiver/kicker Jim O'Brien captured the national scoring title. A year later, Cook earned Rookie of the Year honors as a Cincinnati Bengal, and two years later, O'Brien kicked the game-winning field goal for the Baltimore Colts in Super Bowl V.

### ALL-AMERICA TRADITION

Forty-seven Bearcats have earned All-America recognition. Mike Woods garnered first-team honors in 1977, earning him an appearance on Bob Hope's television special. Punter Kevin Huber became the first two-time First-Team Associated Press all-American in UC history when he earned the honor in 2007 and 2008. In 2021, Ahmad "Sauce" Gardner became the first position player to earn consensus All-America honors. He was a two-time First Team All-America selection in 2020 and 2021.

### "THE TOE"

Jonathan Ruffin received the Lou Groza Award as the nation's top kicker in 2000 after booting a record 26 field goals. He was presented the award by ESPN's Chris Fowler. Ruffin was also a consensus All-American that year.

### OUR CRADLE OF COACHES

Coaching luminaries have patrolled the sidelines at Cincinnati. College Football Hall of Fame coach Frank Cavanaugh began his 24-season career at UC. Sid Gillman, a member of the College and NFL Halls of Fame, was the architect of one of the top eras of Cincinnati football history. He directed the Bearcats to three conference titles and a pair of bowl game appearances during his six seasons (1949-54) before leaving for the professional ranks. Cincinnati, with Gillman developing the passing offenses which would make him successful in the pro ranks, became known for its aerial attack in the early 1950s. That notoriety continued long after his departure. Current head coach Luke Fickell enters his sixth year with the program having already taken the program to unprecedented heights, including two AAC Championships, two Top 10 finishes and a College Football Playoff appearance. He is a three-time AAC Coach of the Year and the 2021 consensus National Coach of the Year.

### UPSET CATS

Cincinnati has been dangerous to top teams over the years, knocking off the likes of No. 8 Wisconsin, 17-12, at home in 1999, upending defending national champion Penn State in 1983 14-3 on the road, and dominating Virginia Tech, 16-0, in 1995 while allowing just 41 yards of offense. However, possibly the biggest upset in UC history came in 2006 as the Bearcats beat its highest-ranked opponent in Nippert Stadium history, blowing away then-No. 7 Rutgers, 30-11. Although not technically an underdog when the No. 7-ranked Bearcats beat No. 9 Notre Dame in South Bend, Ind., in 2021, the game marked the first-ever win over a Top 10 team on the road.

### CHAMPIONSHIP FOOTBALL

Between 2008-12, UC became the only FBS AQ school to earn four conference championships in five seasons. The 2008 BIG EAST Conference Championship was the school's first since 1956. UC finished with a school-record 12 wins in 2009 and finished No. 3 in the Bowl Championship Series standings. The 2008 and 2009 squads made the first two BCS appearances in school history, playing in the Orange and Sugar Bowls, respectively. The Bearcats added BIG EAST titles in 2011 and 2012 along with their first American Athletic Conference title in 2014. UC made a school-record five-straight bowl appearances between 2011-15, playing in the Liberty, Belk - twice, Military and Hawai'i bowls. The 2020 season saw UC return to the Top-10 in all three national polls, AP, USA Today and College Football Playoff, for the first time since 2009, including UC's highest CFP ranking, No. 7 on Nov. 22 and 28, 2020. Cincinnati kept the momentum going in 2021, finishing 13-1 en route to a second straight AAC title and its first appearance in the College Football Playoff.

## POLLING DATA

WEEK	AP	COACHES	CFP
Preseason	23	22	-
Sept. 4	RV	RV	-
Sept. 11	RV	RV	-
Sept. 18	-	-	-
Sept. 25	-	-	-
Oct. 2	-	-	-
Oct. 9	-	-	-
Oct. 16	-	-	-
Oct. 23	-	-	-
Oct. 30	-	-	-
Nov. 6	-	-	-
Nov. 13	-	-	-
Nov. 20	-	-	-
Nov. 27	-	-	-
Dec. 4			

## FINAL

## VOICE YOUR CHOICE

AP	AFCA	CFP
1. Georgia	1. Alabama	
2. Alabama	2. Georgia	
3. Ohio State	3. Ohio State	
4. Michigan	4. Clemson	
5. Clemson	5. Michigan	
6. Oklahoma	6. Oklahoma	
7. USC	7. Oklahoma St.	
8. Oklahoma St.	8. USC	
9. Kentucky	9. Michigan St.	
10. Arkansas	10. Kentucky	
11. Michigan St.	11. Arkansas	
12. BYU	12. NC State	
13. Miami (FL)	13. Miami (FL)	
14. Utah	14. BYU	
15. Tennessee	15. Utah	
16. NC State	16. Tennessee	
17. Baylor	17. Ole Miss	
18. Florida	18. Wake Forest	
19. Wake Forest	19. Baylor	
20. Ole Miss	20. Texas	
21. Texas	21. Florida	
22. Penn State	22. Texas A&M	
23. Pitt	23. Penn State	
24. Texas A&M	24. Oregon	
25. Oregon	25. Pitt	

## NIPPERT STADIUM TOP-10 CROWDS

ATT	OPPONENT	DATE	RESULT
40,140	UConn	10/24/15	W, 37-13*
40,121	UCF	10/04/19	W, 27-24*
40,101	Miami (Fla.)	10/01/15	W, 34-23*
40,015	Houston	09/15/16	L, 40-16*
39,095	Alabama A&M	09/05/15	W, 52-10
39,014	Kennesaw State	09/10/22	W, 63-10*
38,919	UConn	11/09/19	W, 48-3
38,112	Miami (OH)	09/24/16	W, 27-20
38,112	Temple	09/12/15	L, 34-26
38,032	UCLA	08/29/19	W, 24-14

\*-Sellouts

## CARSON FIELD AT NIPPERT STADIUM



**CARSON FIELD AT NIPPERT STADIUM HAS BEEN THE VENERABLE HOME OF THE UNIVERSITY OF CINCINNATI FOOTBALL TEAM SINCE 1901 AND PROVIDES A PHENOMENAL HOME-FIELD ENVIRONMENT.**

## HARD TICKET TO COME BY

- Cincinnati football officially sold out of season tickets for the 2022 football season, selling more than 23,500 to set a new school record in June.
- It's the first time UC has ever sold out of season tickets.
- Last season, UC set a record with just over 22,000 season tickets sold.

## A MODERN CLASSIC

- The third-oldest NCAA FBS stadium entered a new era in 2015 following the completion of a 20-month, \$86-million, privately funded renovation and expansion project.
- The post-renovation season in 2015 coincided with the 100th anniversary of the original 1915 construction.
- UC has used the Nippert site as a playing field since 1901, making it the second-oldest playing site in the nation for college football behind Penn's Franklin Field (1895).
- Among NCAA FBS schools, Nippert is the third-oldest stadium still in use, behind Bobby Dodd Stadium (Georgia Tech - 1913), Davis Wade Stadium (Mississippi State - 1914) and ahead of Ole Miss' Vaught-Hemingway Stadium (1915) and Wisconsin's Camp Randall Stadium (1917).
- Through numerous renovations, the structure situated in the middle of the Clifton campus has retained its early-century brickwork, wrought-iron gates, and trim giving Nippert a comfortable old-time stadium charm and appeal, while remaining a classic showplace for college football.

## FOR THE FANS

- Both concourses were renovated and widened and now feature nearly 75 permanent point-of-sale concession locations available on game days.
- Concession stands feature the usual stadium staples along

- During the season-ending clash with rival Miami (OH) in 1923, Jimmy Nippert sustained a spike wound injury and died a month later from blood poisoning.
- His grandfather, James N. Gamble of Procter and Gamble, provided the funds needed to complete the horseshoe-shaped structure, and the James Gamble Nippert Memorial Stadium was dedicated on Nov. 8, 1924.
- The stadium's founder was Arch Carson, who as captain and principal organizer played a significant role in starting football on the UC campus in 1885. In 1901 as physical director of the university, Carson guided the construction of the field which was later named for him -- the playing surface is still called Carson Field.

with offerings from premium local vendors, including Frisch's, Montgomery Inn and Skyline Chili.

- Enhancements were added in 2019, including: new tailgating spots, social gathering spaces, fans-first pricing and a season-long DJ for in-game entertainment.

## THE WEST PAVILION

- The most striking changes sit five stories above the west concourse. At 105,000 square feet and 130 yards long, the West Pavilion rises out of the stadium concourse in glass and angles which contain a host of new premium seating along with state-of-the-art press facilities.
- The curvature of the facility matches that of Herschede-Shank Pavilion on the east side of the stadium and contains four levels; the Margaret & Michael Valentine press and suite level, suite level, scholarship club level, and patio suites mezzanine level.
- UC went from having nearly no premium seating options to the addition of 1,100 scholarship club seats and 53 indoor and outdoor suites of varying sizes. A skywalk connects Tangeman University Center to the West Pavilion with premium area customers able to access the facility on gameday from the other side of campus.

## FOR THE HISTORY BOOKS

- The Cincinnati Bengals played at Nippert from 1968-69 and MLS' FC Cincinnati played there until 2021.
- Nippert has served as a venue for numerous concerts and events, including speeches by US Presidents, Franklin D. Roosevelt (1936) and Barack Obama (2008).

## ESPN COLLEGE GAMEDAY COMES TO UC IN 2021

*"The best atmosphere this year (2021) for College GameDay was at Cincinnati. Man, they were so fired up. They were fired up for their team. They were fired up for the validation that having GameDay come to campus brings, and they were absolutely electric. I mean there were thousands of people for as far as you could see back on the main quad area on campus at UC not far from Nippert Stadium...Cincinnati was a great, great stop this year."*

*College GameDay Host Rece Davis (2021)*

Thousands of Cincinnati fans attended ESPN College GameDay Built by The Home Depot on Nov. 6, 2021. The three-hour college football pregame show aired live from 9 a.m. to 12 p.m. from "The Commons" in front of Tangeman University Center adjacent to MainStreet at the center of the University of Cincinnati's West Campus. College GameDay's first-ever visit to Cincinnati registered 1,826,000 viewers, tops among Saturday morning college football pregame shows with 2,376,000 viewers in the final hour in what was essentially a three-hour commercial for the University of Cincinnati and the football program. The weekend also served as UC's homecoming and Cincinnati defeated Tulsa, 28-20, at Nippert Stadium that night.

## 2022 CINCINNATI FOOTBALL ALPHABETICAL ROSTER

#	NAME	POS.	HT.	WT.	CL.	HOMETOWN/HS/LAST SCHOOL
36	Will Adams ^	S	6-0	195	RSr.	Cincinnati, Ohio / Mason
11	Sammy Anderson Jr.	CB	6-0	190	RSo.	Dayton, Ohio / Trotwood-Madison
86	Lesley Andoh ^	WR	6-0	195	Fr.	Dublin, Ohio / Scioto
17	Jojo Bermudez	WR	5-10	170	Fr.	Egg Harbor City, NJ / Cedar Creek
57	Ben Blevins ^	OL	6-2	260	RSo.	Cincinnati, Ohio / La Salle
14	Patrick Body Jr.	DB	6-2	171	Fr.	Monroeville, Pa. / Gateway
40	Leroy Bowers	LB	6-1	207	RFr.	Cincinnati, Ohio / Princeton
47	Oliver Bridges	DB	6-2	202	Fr.	Potomac, Md. / The Bullis School
18	Jowon Briggs	DL	6-1	313	Sr.	Cincinnati, Ohio / Walnut Hills / Virginia
50	Jackson Bruscianelli ^	LB	5-11	238	RJr.	Chicago, Ill. / Montini Catholic
6	Ben Bryant	QB	6-3	220	RSr.	La Grange, Ill. / Lyons Township / Eastern Michigan
24	Todd Bumphis	CB	6-0	195	RSo.	Toledo, Ohio / St. Francis De Sales
12	Quincy Burroughs	WR	6-2	202	Fr.	Jacksonville, Fla. / Raines
39	Bryce Burton ^	H/K	5-10	203	RJr.	Cincinnati, Ohio / Princeton
9	Arquon Bush	CB	6-0	198	Sr.*	Cleveland, Ohio / Euclid
42	Stephan Byrd	RB	6-0	210	Fr.	Canal Winchester, Ohio / Canal Winchester
32	James Camden ^	S	6-1	200	RSo.	Cincinnati, Ohio / Anderson
21	Kalen Carroll	DB	6-1	175	Fr.	Indianapolis, Ind. / Center Grove
40	Ryan Coe	K	6-3	227	Sr.	McDonald, Pa. / South Fayette / Delaware
74	Jeremy Cooper	OL	6-4	325	RSr.	Chicago, Ill. / Mount Carmel
58	Dontay Corleone	DL	6-2	320	RFr.	Cincinnati, Ohio / Colerain
8	Isiah Cox	S	6-2	198	RFr.	Alcoa, Tenn. / Alcoa
61	Luke Dalton	OL	6-5	300	Fr.	Crystal Lake, Ill. / Marian Central Catholic
49	Jack Dingle	LB	6-4	242	RFr.	Louisville, Ky. / Trinity
29	Jacob Dingle	S	5-11	195	Sr.	Louisville, Ky. / Trinity
33	CJ Doggette	DT	6-2	270	Fr.	Pickerington, Ohio / Pickerington Central
23	Drew Donley	WR	6-2	180	RFr.	Frisco, Texas / Lebanon Trail
94	Mario Eugenio	DL	6-3	245	Fr.	Tampa, Fla. / Gaither
45	Barak Faulk ^	TE	6-3	235	RSo.	Cincinnati, Ohio / Mason
66	Landon Fickell	OL	6-4	290	RFr.	Cincinnati, Ohio / Moeller
14	Wyatt Fischer ^	WR	6-1	200	RSr.	Mount Orab, Ohio / Western Brown
31	Mason Fletcher	P	6-7	213	So.	Melbourne, Australia / ProKick
52	AI George ^	OL	6-6	286	RFr.	Byesville, Ohio / Meadowbrook
53	Gavin Gerhardt	OL	6-4	308	RSo.	Xenia, Ohio / Xenia
19	Tyler Gillison	DL	6-4	255	Fr.	Pickerington, Ohio / Pickerington Central
55	Mao Glynn II	OL	6-3	275	RFr.	Cincinnati, Ohio / Walnut Hills
79	Ethan Green	OL	6-7	290	Fr.	Fremont, Ohio / Ross
25	Jack Haglage ^	LB	6-2	220	So.	Mason, Ohio / Mason / Naval Academy
6	JQ Hardaway	DB	6-3	200	Fr.	Columbus, Ga. / Central (Phenix City Ala.)
77	Jonathan Harder	OL	6-5	314	Fr.	Delaware, Ohio / Olentangy Berlin
12	Justin Harris	CB	6-0	190	Sr.	Dayton, Ohio / Wayne
3	Ja'von Hicks	S	6-2	210	Sr.*	Cincinnati, Ohio / Colerain
37	Devin Hightower ^	LB	5-11	225	RSo.	Twinsburg, Ohio / Hoban / Michigan State
13	Jacob Hoying ^	QB	6-2	200	RFr.	Columbus, Ohio / Bishop Watterson
60	Joe Huber ^	OL	6-5	310	RSo.	Dublin, Ohio / Jerome
2	Wilson Huber	LB	6-4	250	RSr.*	Indianapolis, Ind. / Franklin Central
99	Rob Jackson	DL	6-5	280	RFr.	Philadelphia, Pa. / Archbishop Wood
73	CJ Johnson ^	OL	6-1	278	Sr.	Grand Rapids, Ohio / Liberty Center / Siena
69	Cam Jones	OL	6-8	320	RJr.	Knott County, Ky. / Fredrick Douglass
23	Daved Jones Jr.	LB	6-1	220	RSo.	Cincinnati, Ohio / Lakota West
16	Cameron Junior	LB	6-1	218	RFr.	Middletown, Ohio / Middletown
2	Corey Kiner	RB	5-9	215	So.	Cincinnati, Ohio / Roger Bacon / LSU
29	Ashton Koller ^	WR	6-1	197	RJr.	Landen, Ohio / Kings
39	Cincear Lewis	LB	6-2	215	Fr.	Kalamazoo, Mich. / Kalamazoo Central
16	Brady Lichtenberg	QB	6-1	198	RFr.	Toledo, Ohio / Saint Johns Jesuit
91	Drew Logan ^	DL	6-4	250	Fr.	North Canton, Ohio / Hoover
90	Christian Lowery ^	K	5-11	180	So.	Acworth, Ga. / Harrison
43	Jonah Lytle ^	CB	5-11	165	RFr.	Canton, Ohio / McKinley
84	Nick Mardner	WR	6-6	215	RSr.	Mississauga, Ontario / Clarkson Secondary / Hawaii
62	Matt Mason ^	OL	6-3	288	Fr.	Union, Ky. / Ryle

#	NAME	POS.	HT.	WT.	CL.	HOMETOWN/HS/LAST SCHOOL
82	Michael McCalmont ^	TE	6-3	235	RSo.	Mason, Ohio / Mason
10	Charles McClelland	RB	5-11	200	RSr.	Homerville, Ga. / Clinch County
18	Chamon Metayer	TE	6-5	257	RFr.	Miami, Fla. / North Miami
51	Lorenz Metz	OL	6-9	330	RSr.	Neuötting, Germany / Kirchdorf Wildcats
89	Jesse Meyer ^	TE	6-4	238	Fr.	Coldwater, Ohio / Coldwater
26	Myles Montgomery	RB	5-11	200	RFr.	Jacksonville, Fla. / Fletcher
22	Ryan Montgomery	RB	5-10	208	Sr.	Franklin, Ohio / Franklin
57	Ryan Mullaney ^	DL	6-2	250	RJr.	Cincinnati, Ohio / Moeller
85	Triston O'Brien ^	LS	6-3	210	RFr.	Jefferson, Ohio / NDCL
50	Dylan O'Quinn	OL	6-4	305	RSr.	Toledo, Ohio / Lake
20	Deshawn Pace	LB	6-2	215	Jr.	Cincinnati, Ohio / Colerain
0	Ivan Pace Jr.	LB	6-0	235	Sr.	Cincinnati, Ohio / Colerain / Miami [Ohio]
19	Will Pauling	WR	5-10	180	RFr.	Chicago, Ill. / Homewood-Flossmoor
46	Antwan Peek Jr. ^	DB	6-2	185	Fr.	Cincinnati, Ohio / Indian Hill
96	Dominique Perry	DL	6-2	285	RSo.	Germantown, Md. / Northwest
15	Marcus Peterson	WR	6-3	215	Fr.	Lake City, Fla. / Columbia
96	Cayson Pfeiffer	LS	6-0	213	RJr.	Columbus, Ohio / Dublin Scioto
97	Eric Phillips	DL	6-3	260	RJr.	Cincinnati, Ohio / Colerain
95	Noah Potter	DL	6-6	270	RJr.	Mentor, Ohio / Mentor / Ohio State
3	Evan Prater	QB	6-4	200	RSo.	Cincinnati, Ohio / Wyoming
76	Mitch Raifsnider ^	OL	6-8	265	RFr.	Castalia, Ohio / Margaretta / Army
26	Malik Rainey	CB	5-11	180	RFr.	Chicago, Ill. / Bolingbrook
56	Jake Renfro	OL	6-3	308	Jr.	Mokena, Ill. / Providence Catholic
38	Garrett Russell ^	K/P	5-10	190	RSr.	Wayne, Ohio / Huber Heights / Taylor
34	Caleb Schmitz	TE	6-3	236	RFr.	Lancaster, Pa. / Warwick
80	Chris Scott	WR	6-2	198	RSo.	Columbus, Ohio / Pickerington North
21	Tyler Scott	WR	5-11	185	Jr.	Norton, Ohio / Norton
92	Derrick Shepard	DL	6-3	310	Fr.	Dayton, Ohio / Archbishop Alter
36	Lewis Shepherd ^	RB	6-0	193	Jr.	Elgin, Okla. / Elgin / NE Oklahoma
5	Ja'Quan Sheppard	CB	6-2	200	Sr.	Zephyrhills, Fla. / Zephyrhills
88	Payten Singletary	TE	6-4	235	RSo.	Thomasville, Ga. / Thomasville
27	Armorian Smith	S	6-1	205	RFr.	Detroit, Mich. / River Rouge
83	Blue Smith	WR	6-5	215	RSr.	Huber Heights, Ohio / Wayne / Ohio State
41	Jakeim Sullivan ^	DB	5-10	168	Fr.	Cincinnati, Ohio / Taft
90	Jabari Taylor	DL	6-1	280	RSr.*	Akron, Ohio / Hoban
11	Leonard Taylor	TE	6-5	255	Sr.*	Springfield, Ohio / Springfield
7	Jaheim Thomas	LB	6-4	245	RSo.	Cincinnati, Ohio / Princeton
85	Jaiir Thomas ^	WR	6-4	200	RJr.	Cincinnati, Ohio / Winton Woods
25	Shaun Thomas ^	RB	6-0	196	RFr.	Lima, Ohio / Central Catholic
20	Jadon Thompson	WR	6-2	187	Jr.	Chicago, Ill. / Naperville Central
22	Jonathan Thompson	LB	6-2	220	Fr.	Columbus, Ohio / St. Francis De Sales
10	Bryon Threats	S	5-10	200	So.	Dublin, Ohio / Coffman
58	Dartanyan Tinsley	OL	6-5	330	Sr.	Owensboro, Ky. / Owensboro / Kentucky Christian
1	Tre Tucker	WR	5-9	185	Sr.	Akron, Ohio / CVCA
72	James Tunstall	OL	6-5	320	RSr.	Indian Head, Md. / Lackey / Stony Brook / UConn
13	Ty Van Fossen	LB	6-2	222	RSr.	Croton, Ohio / St. Francis De Sales
42	Malik Vann	DL	6-4	275	Sr.*	Cincinnati, Ohio / Fairfield
15	Taj Ward	CB	6-0	193	RSr.	Solon, Ohio / Solon
81	Josh Whyte	TE	6-6	250	RSr.	Cincinnati, Ohio / La Salle
44	Jah-Mal Williams	DL	6-4	238	RFr.	Carver Ranches, Fla. / Cardinal Gibbons
75	John Williams	OL	6-5	315	RSo.	Bolingbrook, Ill. / Bolingbrook
31	Ken Willis	DB	5-11	175	Fr.	Cincinnati, Ohio / Colerain
34	Justin Wodtly	DL	6-3	265	RSo.	Cleveland, Ohio / Cleveland Heights
4	Ethan Wright	DB/RB	6-1	200	Jr.	Akron, Ohio / Manchester
35	Brady Young ^	P	6-3	210	RFr.	Perrysburg, Ohio / Perrysburg

\* - using extra year of eligibility from COVID-19 pandemic; ^ - Walk-On;

## 2022 CINCINNATI FOOTBALL NUMERICAL ROSTER

#	NAME	POS.	HT.	WT.	CL.	HOMETOWN/HS/LAST SCHOOL	#	NAME	POS.	HT.	WT.	CL.	HOMETOWN/HS/LAST SCHOOL
0	Ivan Pace Jr.	LB	6-0	235	Sr.	Cincinnati, Ohio / Colerain / Miami [Ohio]	38	Garrett Russell ^	K/P	5-10	190	RSr.	Wayne, Ohio / Huber Heights / Taylor
1	Tre Tucker	WR	5-9	185	Sr.	Akron, Ohio / CVCA	39	Bryce Burton ^	H/K	5-10	203	RJr.	Cincinnati, Ohio / Princeton
2	Corey Kiner	RB	5-9	215	So.	Cincinnati, Ohio / Roger Bacon / LSU	39	Cincear Lewis	LB	6-2	215	Fr.	Kalamazoo, Mich. / Kalamazoo Central
2	Wilson Huber	LB	6-4	250	RSr.*	Indianapolis, Ind. / Franklin Central	40	Leroy Bowers	LB	6-1	207	RFr.	Cincinnati, Ohio / Princeton
3	Ja'von Hicks	S	6-2	210	Sr.*	Cincinnati, Ohio / Colerain	40	Ryan Coe	K	6-3	227	Sr.	McDonald, PA / South Fayette / Delaware
3	Evan Prater	QB	6-4	200	RSo.	Cincinnati, Ohio / Wyoming	41	Jakeim Sullivan ^	DB	5-10	168	Fr.	Cincinnati, Ohio / Taft
4	Ethan Wright	DB/RB	6-1	200	Jr.	Akron, Ohio / Manchester	42	Stephan Byrd	RB	6-0	210	Fr.	Canal Winchester, Ohio / Canal Winchester
5	Ja'Quan Sheppard	CB	6-2	200	Sr.	Zephyrhills, Fla. / Zephyrhills	42	Malik Vann	DL	6-4	275	Sr.*	Cincinnati, Ohio / Fairfield
6	Ben Bryant	QB	6-3	220	RSr.	La Grange, Ill. / Lyons Township / Eastern Michigan	43	Jonah Lytle ^	CB	5-11	165	RFr.	Canton, Ohio / McKinley
6	JQ Hardaway	DB	6-3	200	Fr.	Columbus, Ga. / Central (Phenix City, Ala.)	44	Jah-Mal Williams	DL	6-4	238	RFr.	Carver Ranches, Fla. / Cardinal Gibbons
7	Jaheim Thomas	LB	6-4	245	RSo.	Cincinnati, Ohio / Princeton	45	Barak Faulk ^	TE	6-3	235	RSo.	Cincinnati, Ohio / Mason
8	Isiah Cox	S	6-2	198	RFr.	Alcoa, Tenn. / Alcoa	46	Antwan Peek Jr. ^	DB	6-2	185	Fr.	Cincinnati, Ohio / Indian Hill
9	Arquon Bush	CB	6-0	198	Sr.*	Cleveland, Ohio / Euclid	47	Oliver Bridges	DB	6-2	202	Fr.	Potomac, Md. / The Bullis School
10	Charles McClelland	RB	5-11	200	RSr.	Homerville, Ga. / Clinch County	49	Jack Dingle	LB	6-4	242	RFr.	Louisville, Ky. / Trinity
10	Bryon Threats	S	5-10	200	So.	Dublin, Ohio / Coffman	50	Jackson Brusciannelli ^	LB	5-11	238	RJr.	Chicago, Ill. / Montini Catholic
11	Sammy Anderson Jr.	CB	6-0	190	RSo.	Dayton, Ohio / Trotwood-Madison	50	Dylan O'Quinn	OL	6-4	305	RSr.	Toledo, Ohio / Lake
11	Leonard Taylor	TE	6-5	255	Sr.*	Springfield, Ohio / Springfield	51	Lorenz Metz	OL	6-9	330	RSr.	Neuötting, Germany / Kirchdorf Wildcats
12	Quincy Burroughs	WR	6-2	202	Fr.	Jacksonville, Fla. / Raines	52	Al George ^	OL	6-6	286	RFr.	Byesville, Ohio / Meadowbrook
12	Justin Harris	CB	6-0	190	Sr.	Dayton, Ohio / Wayne	53	Gavin Gerhardt	OL	6-4	308	RSo.	Xenia, Ohio / Xenia
13	Jacob Haying ^	QB	6-2	200	RFr.	Columbus, Ohio / Bishop Watterson	55	Mao Glynn II	OL	6-3	275	RFr.	Cincinnati, Ohio / Walnut Hills
13	Ty Van Fossen	LB	6-2	222	RSr.	Croton, Ohio / St. Francis De Sales	56	Jake Renfro	OL	6-3	308	Jr.	Mokena, Ill. / Providence Catholic
14	Patrick Body Jr.	DB	6-2	171	Fr.	Monroeville, Pa. / Gateway	57	Ben Blevins ^	OL	6-2	260	RSo.	Cincinnati, Ohio / La Salle
14	Wyatt Fischer ^	WR	6-1	200	RSr.	Mount Orab, Ohio / Western Brown	57	Ryan Mullaney ^	DL	6-2	250	RJr.	Cincinnati, Ohio / Moeller
15	Marcus Peterson	WR	6-3	215	Fr.	Lake City, Fla. / Columbia	58	Dartanyan Tinsley	OL	6-5	330	Sr.	Owensboro, Ky. / Owensboro / Kentucky Christian
15	Taj Ward	CB	6-0	193	RSr.	Solon, Ohio / Solon	58	Dontay Corleone	DL	6-2	320	RFr.	Cincinnati, Ohio / Colerain
16	Cameron Junior	LB	6-1	218	RFr.	Middletown, Ohio / Middletown	60	Joe Huber ^	OL	6-5	310	RSo.	Dublin, Ohio / Jerome
16	Brady Lichtenberg	QB	6-1	198	RFr.	Toledo, Ohio / Saint Johns Jesuit	61	Luke Dalton	OL	6-5	300	Fr.	Crystal Lake, Ill. / Marian Central Catholic
17	Jojo Bermudez	WR	5-10	170	Fr.	Egg Harbor City, NJ / Cedar Creek	62	Matt Mason ^	OL	6-3	288	Fr.	Union, Ky. / Ryle
18	Jowon Briggs	DL	6-1	313	Sr.	Cincinnati, Ohio / Walnut Hills / Virginia	66	Landon Fickell	OL	6-4	290	RFr.	Cincinnati, Ohio / Moeller
18	Chamon Metayer	TE	6-5	257	RFr.	Miami, Fla. / North Miami	69	Cam Jones	OL	6-8	320	RJr.	Knott County, Ky. / Fredrick Douglass
19	Tyler Gillison	DL	6-4	255	Fr.	Pickerington, Ohio / Pickerington Central	72	James Tunstall	OL	6-5	320	RSr.	Indian Head, Md. / Lackey / Stony Brook / UConn
19	Will Pauling	WR	5-10	180	RFr.	Chicago, Ill. / Homewood-Flossmoor	73	CJ Johnson ^	OL	6-1	278	Sr.	Grand Rapids, Ohio / Liberty Center / Siena
20	Deshawn Pace	LB	6-2	215	Jr.	Cincinnati, Ohio / Colerain	74	Jeremy Cooper	OL	6-4	325	RSr.	Chicago, Ill. / Mount Carmel
20	Jadon Thompson	WR	6-2	187	Jr.	Chicago, Ill. / Naperville Central	75	John Williams	OL	6-5	315	RSo.	Bolingbrook, Ill. / Bolingbrook
21	Kalen Carroll	DB	6-1	175	Fr.	Indianapolis, Ind. / Center Grove	76	Mitch Raifsnider ^	OL	6-8	265	RFr.	Castalia, Ohio / Margaretta / Army
21	Tyler Scott	WR	5-11	185	Jr.	Norton, Ohio / Norton	77	Jonathan Harder	OL	6-5	314	Fr.	Delaware, Ohio / Olentangy Berlin
22	Ryan Montgomery	RB	5-10	208	Sr.	Franklin, Ohio / Franklin	79	Ethan Green	OL	6-7	290	Fr.	Fremont, Ohio / Ross
22	Jonathan Thompson	LB	6-2	220	Fr.	Columbus, Ohio / St. Francis De Sales	80	Chris Scott	WR	6-2	198	RSo.	Columbus, Ohio / Pickerington North
23	Drew Donley	WR	6-2	180	RFr.	Frisco, Texas / Lebanon Trail	81	Josh Whyte	TE	6-6	250	RSr.	Cincinnati, Ohio / La Salle
23	Daved Jones Jr.	LB	6-1	220	RSo.	Cincinnati, Ohio / Lakota West	82	Michael McCalmont ^	TE	6-3	235	RSo.	Mason, Ohio / Mason
24	Todd Bumphis	CB	6-0	195	RSo.	Toledo, Ohio / St. Francis De Sales	83	Blue Smith	WR	6-5	215	RSr.	Huber Heights, Ohio / Wayne / Ohio State
25	Jack Haglage ^	LB	6-2	220	So.	Mason, Ohio / Mason / Naval Academy	84	Nick Mardner	WR	6-6	215	RSr.	Mississauga, Ontario / Clarkson Secondary / Hawaii
25	Shaun Thomas ^	RB	6-0	196	RFr.	Lima, Ohio / Central Catholic	85	Triston O'Brien ^	LS	6-3	210	RFr.	Jefferson, Ohio / NDCL
26	Myles Montgomery	RB	5-11	200	RFr.	Jacksonville, Fla. / Fletcher	85	Jlair Thomas ^	WR	6-4	200	RJr.	Cincinnati, Ohio / Winton Woods
26	Malik Rainey	CB	5-11	180	RFr.	Chicago, Ill. / Bolingbrook	86	Lesley Andoh ^	WR	6-0	195	Fr.	Dublin, Ohio / Scioto
27	Armorion Smith	S	6-1	205	RFr.	Detroit, Mich. / River Rouge	88	Payten Singletary	TE	6-4	235	RSo.	Thomasville, Ga. / Thomasville
29	Jacob Dingle	S	5-11	195	Sr.	Louisville, Ky. / Trinity	89	Jesse Meyer ^	TE	6-4	238	Fr.	Coldwater, Ohio / Coldwater
29	Ashton Koller ^	WR	6-1	197	RJr.	Landen, Ohio / Kings	90	Christian Lowery ^	K	5-11	180	So.	Acworth, Ga. / Harrison
31	Mason Fletcher	P	6-7	213	So.	Melbourne, Australia / ProKick	90	Jabari Taylor	DL	6-1	280	RSr.*	Akron, Ohio / Hoban
31	Ken Willis	DB	5-11	175	Fr.	Cincinnati, Ohio / Colerain	91	Drew Logan ^	DL	6-4	250	Fr.	North Canton, Ohio / Hoover
32	James Camden ^	S	6-1	200	RSo.	Cincinnati, Ohio / Anderson	92	Derrick Shepard	DL	6-3	310	Fr.	Dayton, Ohio / Archbishop Alter
33	CJ Doggette	DT	6-2	270	Fr.	Pickerington, Ohio / Pickerington Central	94	Mario Eugenio	DL	6-3	245	Fr.	Tampa, Fla. / Gaither
34	Caleb Schmitz	TE	6-3	236	RFr.	Lancaster, Pa. / Warwick	95	Noah Potter	DL	6-6	270	RJr.	Mentor, Ohio / Mentor / Ohio State
34	Justin Wodtly	DL	6-3	265	RSo.	Cleveland, Ohio / Cleveland Heights	96	Dominique Perry	DL	6-2	285	RSo.	Germantown, Md. / Northwest
35	Brady Young ^	P	6-3	210	RFr.	Perrysburg, Ohio / Perrysburg	96	Cayson Pfeiffer	LS	6-0	213	RJr.	Columbus, Ohio / Dublin Scioto
36	Will Adams ^	S	6-0	195	RSr.	Cincinnati, Ohio / Mason	97	Eric Phillips	DL	6-3	260	RJr.	Cincinnati, Ohio / Colerain
36	Lewis Shepherd ^	RB	6-0	193	Jr.	Elgin, Okla. / Elgin / NE Oklahoma	99	Rob Jackson	DL	6-5	280	RFr.	Philadelphia, Pa. / Archbishop Wood
37	Devin Hightower ^	LB	5-11	225	RSo.	Twinsburg, Ohio / Hoban / Michigan State #							

\* - using extra year of eligibility from COVID-19 pandemic; ^ - Walk-On;



## UNOFFICIAL TWO-DEEP DEPTH CHART

## OFFENSE

<b>LT</b>	<b>72</b>	<b>James Tunstall</b>	<b>6-5</b>	<b>320</b>	<b>R-Sr.</b>
	75	John Williams	6-5	315	R-So.
<b>LG</b>	<b>74</b>	<b>Jeremy Cooper</b>	<b>6-4</b>	<b>325</b>	<b>R-Sr.</b>
	58	Dartanyan Tinsley	6-5	330	Sr.
<b>C</b>	<b>53</b>	<b>Gavin Gerhardt</b>	<b>6-4</b>	<b>305</b>	<b>R-So.</b>
	56	Jake Renfro	6-3	308	Jr.
<b>RG</b>	<b>50</b>	<b>Dylan O'Quinn</b>	<b>6-4</b>	<b>305</b>	<b>R-Sr.</b>
	51	Lorenz Metz	6-9	330	R-Sr.
<b>RT</b>	<b>60</b>	<b>Joe Huber</b>	<b>6-5</b>	<b>310</b>	<b>R-So.</b>
	69	Cam Jones	6-8	320	R-Jr.
<b>TE</b>	<b>81</b>	<b>Josh Whyte</b>	<b>6-6</b>	<b>250</b>	<b>R-Sr.</b>
	<b>-OR-</b>	<b>11 Leonard Taylor</b>	<b>6-5</b>	<b>255</b>	<b>*Sr.</b>
	18	Chamon Metayer	6-5	257	R-Fr.
	88	Peyton Singletary	6-4	235	R-So.
<b>WR</b>	<b>20</b>	<b>Jadon Thompson</b>	<b>6-2</b>	<b>187</b>	<b>Jr.</b>
	84	Nick Mardner	6-6	215	Sr.
	83	Blue Smith	6-5	215	R-Sr.
<b>WR</b>	<b>21</b>	<b>Tyler Scott</b>	<b>5-11</b>	<b>185</b>	<b>Jr.</b>
	80	Chris Scott	6-2	198	R-So.
	23	Drew Donley	6-2	180	R-Fr.
<b>WR</b>	<b>1</b>	<b>Tre Tucker</b>	<b>5-9</b>	<b>185</b>	<b>Sr.</b>
	19	Will Pauling	5-10	180	R-Fr.
<b>QB</b>	<b>6</b>	<b>Ben Bryant</b>	<b>6-3</b>	<b>220</b>	<b>R-Sr.</b>
	3	Evan Prater	6-4	200	R-So.
	16	Brady Lichtenberg	6-1	198	R-Fr.
<b>RB</b>	<b>22</b>	<b>Ryan Montgomery</b>	<b>5-11</b>	<b>208</b>	<b>Sr.</b>
	<b>-OR-</b>	<b>10 Charles McClelland</b>	<b>5-11</b>	<b>200</b>	<b>R-Sr.</b>
	<b>-OR-</b>	<b>26 Myles Montgomery</b>	<b>5-11</b>	<b>200</b>	<b>R-Fr.</b>
	<b>-OR-</b>	<b>2 Corey Kiner</b>	<b>5-9</b>	<b>215</b>	<b>So.</b>

## DEFENSE

<b>DE</b>	<b>90</b>	<b>Jabari Taylor</b>	<b>6-1</b>	<b>280</b>	<b>*R-Sr.</b>
	95	Noah Potter	6-6	270	R-Jr.
	<b>-OR-</b>	34 Justin Wodtly	6-3	265	R-So.
<b>NT</b>	<b>18</b>	<b>Jowon Briggs</b>	<b>6-1</b>	<b>313</b>	<b>Sr.</b>
	58	Dontay Corleone	6-2	320	R-Fr.
	96	Dominique Perry	6-2	285	R-So.
<b>DE</b>	<b>97</b>	<b>Eric Phillips</b>	<b>6-3</b>	<b>260</b>	<b>R-Jr.</b>
	57	Ryan Mullaney	6-2	150	R-Jr.
<b>WLB</b>	<b>0</b>	<b>Ivan Pace</b>	<b>6-0</b>	<b>235</b>	<b>Sr.</b>
	<b>-OR-</b>	<b>7 Jaheim Thomas</b>	<b>6-4</b>	<b>245</b>	<b>r-So.</b>
	23	Daved Jones Jr.	6-1	220	R-So.
<b>MLB</b>	<b>2</b>	<b>Wilson Huber</b>	<b>6-4</b>	<b>250</b>	<b>*R-Sr.</b>
	49	Jack Dingle	6-4	242	R-Fr.
<b>SLB</b>	<b>20</b>	<b>Deshawn Pace</b>	<b>6-2</b>	<b>215</b>	<b>Jr.</b>
	<b>-OR-</b>	<b>13 Ty Van Fossen</b>	<b>6-2</b>	<b>222</b>	<b>R-Sr.</b>
<b>BCB</b>	<b>5</b>	<b>Ja'Quan Sheppard</b>	<b>6-2</b>	<b>200</b>	<b>Jr.</b>
	6	JQ Hardaway	6-3	200	Fr.
<b>BS</b>	<b>10</b>	<b>Bryon Threats</b>	<b>5-10</b>	<b>200</b>	<b>So.</b>
	29	Jacob Dingle	5-11	195	Sr.
	36	Will Adams	6-0	195	Sr.
<b>FS</b>	<b>3</b>	<b>Ja'von Hicks</b>	<b>6-2</b>	<b>210</b>	<b>*Sr.</b>
	27	Armorian Smith	6-1	205	R-Fr.
	4	Ethan Wright	6-1	200	Jr.
<b>FCB</b>	<b>9</b>	<b>Arquon Bush</b>	<b>6-0</b>	<b>198</b>	<b>Sr.</b>
	12	Justin Harris	6-0	190	R-Jr.
	<b>-OR-</b>	24 Todd Bumphis	6-0	195	R-So.
<b>N</b>	<b>15</b>	<b>Taj Ward</b>	<b>6-0</b>	<b>193</b>	<b>R-Sr.</b>
	<b>-OR-</b>	<b>11 Sammy Anderson, Jr.</b>	<b>6-0</b>	<b>190</b>	<b>R-So.</b>

## SPECIAL TEAMS

<b>LS</b>	<b>96</b>	<b>Cayson Pfeiffer</b>	<b>6-0</b>	<b>213</b>	<b>R-Jr.</b>
	85	Triston O'Brien	6-3	210	R-Fr.
<b>H</b>	<b>39</b>	<b>Bryce Burton</b>	<b>5-10</b>	<b>203</b>	<b>R-Jr.</b>
	31	Mason Fletcher	6-7	213	So.
<b>K</b>	<b>40</b>	<b>Ryan Coe</b>	<b>6-3</b>	<b>227</b>	<b>Sr.</b>
	90	Christian Lowery	5-11	180	So.
<b>KO</b>	<b>40</b>	<b>Ryan Coe</b>	<b>6-3</b>	<b>227</b>	<b>Sr.</b>
	39	Bryce Burton	5-10	203	R-Jr.
<b>P</b>	<b>31</b>	<b>Mason Fletcher</b>	<b>6-7</b>	<b>213</b>	<b>So.</b>
	38	Garrett Russell	5-10	190	R-Sr.
<b>PR</b>	<b>22</b>	<b>Ryan Montgomery</b>	<b>5-11</b>	<b>208</b>	<b>Sr.</b>
	19	Will Pauling	5-10	180	R-Fr.
	1	Tre Tucker	5-9	185	Sr.
<b>KR</b>	<b>1</b>	<b>Tre Tucker</b>	<b>5-9</b>	<b>185</b>	<b>Sr.</b>
	<b>21</b>	<b>Tyler Scott</b>	<b>5-11</b>	<b>185</b>	<b>Jr.</b>
	19	Will Pauling	5-10	180	R-Fr.
	10	Charles McClelland	5-11	200	R-Sr.

\* - Used bonus pandemic year to return

## PRONUNCIATIONS

Jowon Briggs.....jo-wan  
 Jackson Brusciannelli.....brew-sha-nell-ee  
 Arquon Bush.....R-Qwon  
 Dontay Corleone.....Core-lee-own  
 Mao Glynn II.....mah-oh  
 Ja'Von Hicks.....jay-von  
 Daved Jones Jr. ....day-vid

Corey Kiner.....Kie-ner  
 Brady Lichtenberg .....Lik-ten-burg  
 Chamon Metayer.....sha-mon muh-tay-err  
 Lorenz Metz.....Lor-renz Mets  
 Ja'quan Shepperd.....Juh-Qwan  
 Armorian Smith .....oh-more-eee-on  
 Jaheim Thomas.....Juh-heem

Jaiir Thomas .....jie-air  
 Malik Vann.....muh-leek  
 Josh Whyte.....Why-lee  
 Justin Wodtly .....Watt-lee

# HEAD COACH LUKE FICKELL | SIXTH SEASON

## 2021 NATIONAL COACH OF THE YEAR

University of Cincinnati football head coach Luke Fickell has elevated the Bearcats' football team to the top of college football in less than five years.

Hired as the 42nd football head coach in UC history on Dec. 10, 2016, Fickell, an Ohio native, led Cincinnati to back-to-back 11-win campaigns in 2018 and 2019 and an undefeated regular season that culminated with a Peach Bowl berth in 2020, before leading the Bearcats to the greatest season in school history in 2021. He guided the Bearcats to an appearance in the College Football Playoff Semifinals at the Cotton Bowl and the first-ever 13-0 regular-season record in school history.

It's no surprise Fickell collected eight national coach of the year honors in 2021, including the The Home Depot National Coach of the Year, Paul "Bear" Bryant Coach of the Year, the Stallings Award, the Eddie Robinson Award and the Dodd Trophy as well as accolades from the AFCA, Walter Camp Foundation and Sporting News.

Fickell has watched 16 Bearcats earn a selection in the NFL Draft, including a school-record nine draft picks in 2022, and captured AAC Coach of the Year honors three times (2018, 2020, 2021). He has firmly established his T.E.A.M. (Together Everyone Achieves More) culture on Cincinnati's Clifton Hts. campus, graduating players and instilling discipline and consistency on and off the field.

Fickell holds a 48-15 (.762) record in his five years at the helm of Cincinnati. His 44-7 mark since 2018 ranks among the Top 5 records in the nation during that span.

In 2021, the Bearcats finished as the nation's only undefeated team in the regular season and as the No. 4 seed in the College Football Playoff, capturing a spot in the CFP Semifinals at the 86th Goodyear Cotton Bowl Classic in Arlington, Texas. Cincinnati battled No. 1 Alabama tough before ultimately falling to the defending national champions at AT&T Stadium.

UC also secured a No. 2 ranking early in the fall in the Associated Press Poll — their highest ranking in school history. Cincinnati defeated No. 9 Notre Dame, 24-13, in South Bend, Ind., for its first-ever road victory over a Top 10 team, before rattling off back-to-back 50-point games for the first time in school history in dominant wins over Temple (52-3) and UCF (56-21). The Bearcats capped the season by defeating No. 16 Houston, 35-20, for their second consecutive AAC Championship title.

Cincinnati set school records for points (516) and touchdowns (70) in 2021 and extended the nation's second-longest home winning streak to 27-straight at Nippert Stadium.

UC proved to be one of the nation's most complete teams, ranking in the nation's Top 10 in both scoring offense (39.2, 8th) and scoring defense (16.1, 4th) in the regular season.

Fickell's Bearcats saw 12 players earn All-AAC First Team honors, including two-time conference offensive player of the year senior quarterback Desmond Ridder and unanimous defensive player of the year junior cornerback Ahmad "Sauce" Gardner.

Additional honors were given to senior cornerback Coby Bryant, who became the first Bearcat to win the Jim Thorpe Award, given to the nation's top defensive back, while senior linebacker Darrian Beavers was a finalist for the Butkus Award, given to the nation's top linebacker. Gardner collected several All-America First



Team honors and became the Bearcats' third consensus All-American all-time.

With Fickell at the 2022 NFL Draft in Las Vegas to support him, Gardner became the highest drafted Bearcat when he was selected by the New York Jets with the fourth overall pick of the first round on April 28. Five Bearcats in all were drafted in the Top 100 picks and UC's nine selections were the third-most in the country behind only national champion Georgia (15) and LSU (10). The draft was further proof that no program in the country is on par with Fickell's Cincinnati squad when it comes to development. Only fifth-round pick Jerome Ford, who transferred to UC from Alabama, was rated higher than a three-star by recruiting services entering college.

Fickell has firmly established his T.E.A.M. (Together Everyone Achieves More) culture on Cincinnati's Clifton Hts. campus, graduating players and instilling discipline and consistency on and off the field.


Cincinnati's four-year football players have a 100% graduation rate since Fickell arrived and four Bearcats collected Academic All-America honors in 2021 — the most of any team in the country.

Community service is a foundational pillar of Fickell's Cincinnati program. UC football players visit local elementary schools to mentor at-risk youth weekly and participate in countless reading events at schools.

Fickell is one of the founders of the 2nd & 7 Foundation, which promotes reading by providing free books and positive role models to kids in need while encouraging young athletes in the community to pay it forward.

A native of Columbus, Ohio, Fickell played football at Ohio State and graduated in 1997 with a degree in exercise science.

Fickell and his wife Amy have six children: Landon, Luca, twin sons Aydon and Ashton, and twin sons Laykon and Lucian.



**PERSONAL INFORMATION**  
**Born:** August 18, 1973  
**Hometown:** Columbus, Ohio  
**Wife:** Amy  
**Children:** Landon, Luca, Aydon, Ashton, Laykon, Lucian  
**Education:** Ohio State (1997, B.S.)  
**Year in Coaching:** 24th

### PLAYING CAREER

YEAR	TEAM
1992-96	Ohio State (Nose Guard)

### COACHING CAREER

YEAR	SCHOOL	POSITION
1999	Ohio State	Graduate Assistant
2000-01	Akron	Defensive Line
2002-03	Ohio State	Special Teams Coordinator
2004	Ohio State	Linebackers
2005-11	Ohio State	Co-Defensive Coord./Linebackers
2011	Ohio State	Head Coach
2012-16	Ohio State	Defensive Coord./Linebackers
2017-	Cincinnati	Head Coach

## LUKE FICKELL HIGHLIGHTS

- 100% Graduation Rate
- School-Record 9 NFL Draft Picks in 2022
- Coached Ahmad "Sauce" Gardner, the No. 4 pick in the 2022 NFL Draft - UC's highest pick ever
- The Home Depot National Coach of the Year (2021)
- Werner Ladder AFCA FBS National Coach of the Year (2021)
- Paul "Bear" Bryant Coach of the Year (2021)
- Eddie Robinson Award presented by the FWAA (2021)
- The Dodd Trophy Coach of the Year (2021)
- Three-Time AAC Coach of the Year (2018, 2020, 2021)
- Back-to-Back AAC Championships (2020, 2021)
- Back-to-Back New Year's Six Bowls (2020 Peach, 2021 Cotton)
- 2021 College Football Playoff Semifinals Appearance
- Two-Time National Champion (2002, 2014)
- Coached more than 50 NFL Draft Picks, including 16 at Cincinnati

### FICKELL'S HEAD COACHING RECORD

YEAR	SCHOOL	OVERALL	CONFERENCE
2011	Ohio State	6-7	3-5 Big Ten (4th)
2017	Cincinnati	4-8	2-6 American East (4th)
2018	Cincinnati	11-2	6-2 American East (3rd)
2019	Cincinnati	11-3	7-1 AAC East Champs
2020	Cincinnati	9-1	6-0 AAC Champions
2021	Cincinnati	13-1	8-0 AAC Champions
2022	Cincinnati	1-1	
<b>AT UC</b>	<b>FIVE SEASONS</b>	<b>49-16 (.754)</b>	<b>29-9 (.763)</b>
<b>TOTALS</b>	<b>SIX SEASONS</b>	<b>55-23 (.705)</b>	<b>32-14 (.696)</b>



## LUKE FICKELL

6 YEARS - 49-16 (.754)

## 2017 (4-8 OVERALL, 2-6 AMERICAN)

Aug. 31	AUSTIN PEAY	H	W	26-14
Sept. 9	@ (8) Michigan	A	L	36-14
Sept. 16	@ Miami (OH)	A	W	21-17
Sept. 23	@ Navy *	A	L	42-32
Sept. 30	MARSHALL	H	L	38-21
Oct. 7	(25) UCF *	H	L	51-23
Oct. 14	@ (18/15) USF *	A	L	33-3
Oct. 21	SMU *	H	L [OT]	31-28
Nov. 4	@ Tulane *	A	W	17-16
Nov. 10	TEMPLE *	H	L	35-24
Nov. 18	@ ECU *	A	L	48-20
Nov. 25	UCONN *	H	W	22-21

## 2018 (11-2 OVERALL, 6-2 AMERICAN)

Sept. 1	@ UCLA	A	W	26-17
Sept. 8	@ Miami (OH) [PBS]	A	W	21-0
Sept. 15	ALABAMA A&M	H	W	63-7
Sept. 22	OHIO	H	W	34-30
Sept. 29	@ UConn *	A	W	49-7
Oct. 6	TULANE *	H	W	37-21
Oct. 20	@ Temple *	A	L [OT]	24-17
Oct. 27	@ SMU *	A	W [OT]	26-20
Nov. 3	NAVY *	H	W	42-0
Nov. 10	USF *	H	W	35-23
Nov. 17	@ [11] UCF *	A	L	38-13
Nov. 23	ECU *	H	W	56-6
Dec. 31	Virginia Tech ^	N	W	35-31

^ - Military Bowl, Annapolis, Md.

## 2019 (11-3 OVERALL, 7-1 AMERICAN) • AAC EAST CHAMPS

Aug. 29	UCLA	H	W	24-14
Sept. 7	@ 5 Ohio State	A	L	42-0
Sept. 14	MIAMI (OH)	H	W	35-13
Sept. 28	@ Marshall	A	W	52-14
Oct. 4	18/19 UCF *	H	W	27-24
Oct. 12	@ Houston *	A	W	38-23
Oct. 19	TULSA *	H	W	24-13
Nov. 2	@ ECU *	A	W	46-43
Nov. 9	UCONN *	H	W	48-3
Nov. 16	@ USF *	A	W	20-17
Nov. 23	TEMPLE *	H	W	15-13
Nov. 29	@ 18 Memphis *	A	L	34-24
Dec. 7	@ 16 Memphis ^	A	L	29-24
Jan. 2	vs. Boston College %	N	W	38-6

^ - AAC Championship Game, Memphis, Tenn.; % - TicketSmarter Birmingham Bowl, Birmingham, Ala.

## 2020 (9-1 OVERALL, 6-0 AMERICAN) • AAC CHAMPS

Sept. 19	AUSTIN PEAY	H	W	55-20
Sept. 26	22 Army	H	W	24-10
Oct. 3	USF	H	W	28-7
Oct. 24	@ 16 SMU	A	W	42-13
Oct. 31	MEMPHIS	H	W	49-10
Nov. 7	HOUSTON	H	W	38-10
Nov. 13	ECU	H	W	55-17
Nov. 21	@ UCF	A	W	36-33
Dec. 19	23 Tulsa ^	H	W	27-24
Jan. 1	vs. 9 Georgia %	N	L	22-21

^ - AAC Championship Game, Cincinnati, Ohio; % - Chick-fil-A Peach Bowl, Atlanta, Ga.

## 2021 (13-1 OVERALL, 8-0 AMERICAN) • AAC CHAMPS

Sept. 4	MIAMI [OH]	H	W	49-14
Sept. 11	MURRAY STATE	H	W	42-7
Sept. 18	@ Indiana	A	w	38-24
Oct. 2	@ 9 Notre Dame	A	W	24-13
Oct. 8	TEMPLE *	H	W	52-3
Oct. 16	UCF *	H	W	56-21
Oct. 23	@ Navy *	A	W	27-20
Oct. 30	@ Tulane *	A	W	31-12
Nov. 6	TULSA * \$	H	W	28-20
Nov. 12	@ USF *	A	W	45-28
Nov. 20	SMU *	H	W	48-14
Nov. 26	@ East Carolina *	A	W	35-13
Dec. 4	21 HOUSTON ^	H	W	35-20
Dec. 31	vs. 1/1 Alabama %	N	L	27-6

^ - AAC Championship Game, Cincinnati, Ohio; % - College Football Playoff Semifinals at Goodyear Cotton Bowl Classic, Dallas, Texas, \$ - ESPN College Gameday

## 2022 (1-1; IN-PROGRESS)

Sept. 3	@ 19 Arkansas (ESPN)	L, 24-31
Sept. 10	KENNESAW STATE (ESPN+)	W, 63-10
Sept. 17	vs. Miami [OH] ^ (ESPN)	12 p.m.
Sept. 24	INDIANA	TBD
Oct. 1	@ Tulsa*	TBD
Oct. 8	USF*	TBD
Oct. 22	@ SMU*	TBD
Oct. 29	@ UCF*	TBD
Nov. 5	NAVY*	TBD
Nov. 11	EAST CAROLINA* (ESPN2)	8 p.m.
Nov. 19	@ Temple*	TBD
Nov. 26	TULANE*	TBD

All times ET. home games played at Nippert Stadium, \* - American Athletic Conference game.

## ALL-TIME COACHING RECORDS

COACH	TENURE	SEASONS	GAMES	W	L	T	PCT.
No Coach	1885-93	9	29	13	12	4	.517
W. Durant Berry	1894-95	2	12	6	6	0	.500
Williams Reynolds	1896	1	8	4	3	1	.562
Tom Fennell	1897	1	11	9	1	1	.864
Frank Cavanaugh	1898	1	9	6	1	2	.777
Dan Reed	1899-00	2	15	8	7	1	.531
Henry Pratt	1901	1	4	1	4	1	.250
Anthony Chez	1902-03	2	17	5	10	2	.353
Amos Foster	1904-05	2	15	11	4	0	.733
William Foley	1906	1	9	0	7	2	.111
Ralph Inott	1908	1	6	1	4	1	.250
Robert Burch	1909-11	3	26	16	8	2	.654
Lowell Dana	1912-13	2	17	8	7	2	.529
George Little	1914-15	2	18	10	8	0	.556
Ion Cortright	1916	1	9	0	8	1	.056
Frank Marty	1917	1	6	0	6	0	.000
Boyd Chambers	1918-21	4	30	12	15	3	.450
George McLaren	1922-26	5	45	16	26	3	.389
George Babcock	1927-30	4	36	12	21	3	.375
Dana King	1931-34	4	36	25	10	1	.708
Russ Cohen	1935-37	2.5	22	8	11	3	.432
Wade Woodworth	1937	0.5	6	0	6	0	.000

## MOST VICTORIES

Rick Minter (1994-2003)	53
Sid Gillman (1949-54)	50
<b>Luke Fickell (2017-present)</b>	<b>49</b>
Brian Kelly (2007-09)	34
Tommy Tuberville (2013-16)	29

## HIGHEST WINNING PERCENTAGE

Tom Fennell (1897)	.864
Brian Kelly (2007-09)	.850
Sid Gillman (1949-54)	.789
Frank Cavanaugh (1898)	.777
<b>Luke Fickell (2017-present)</b>	<b>.754</b>

## MOST GAMES COACHED

Rick Minter (1994-2003)	117
<b>Luke Fickell (2017-present)</b>	<b>65</b>
Sid Gillman (1949-54)	64
Chuck Studley (1961-66)	60
George Blackburn (1955-60)	58



## ASSISTANT COACHES & SUPPORT STAFF



**GINO GUIDUGLI (PB) (guh-do-lee)**  
OFFENSIVE COORDINATOR/QUARTERBACKS  
SIXTH SEASON • CINCINNATI '05

- A member of UC's Athletics HOF and Nippert Stadium's Ring of Honor, he was promoted to offensive coordinator in 2022 after serving as QB coach and passing game coordinator since 2020.
- Oversaw the development of QB Desmond Ridder, a 2022 NFL Draft pick and the AAC Player of the Year in 2020 and 2021.
- Returned to UC in 2017 after six seasons at Central Michigan.
- Held nearly every UC passing record when he graduated and played professionally in the CFL and Arena League after college.
- He and his wife, Michelle, have two sons, Ryland and Ezra and a daughter, Willow.



**MIKE TRESSEL**  
DEFENSIVE COORDINATOR/LINEBACKERS  
SECOND SEASON • CORNELL COLLEGE '96

- Started his second stint at UC in 2021 as DC/LB coach after 14 years at Michigan State. He also coached at UC from 2004-06.
- UC finished fifth in the nation in scoring defense and 10th in total defense in 2021, while six Bearcats' defenders were selected in the 2021 NFL Draft.
- Nine of his former linebackers have gone on to play in the NFL, including Butkus Award Finalist Darrian Beavers and Joel Dublanko, who were selected to the All-AAC First Team in 2021.
- Coached 28 all-conference performers in the last 15 years.
- He and his wife Megan have two children: Logan and Quincy.



**KERRY COOMBS**  
SPECIAL TEAMS COORDINATOR/CORNERBACKS  
FIRST SEASON • DAYTON '83

- Former UC DBs coach Kerry Coombs rejoined the Bearcats football staff in February 2022 as the CB coach and special teams coordinator. He coached at UC from 2007-11, too.
- Coombs spent 2020 and 2021 as Ohio State's defensive coordinator, returning after coaching the Buckeyes for six seasons (2012-17), where he mentored five first-round picks.
- As the head coach at Colerain High School in Cincinnati, he went to 10 state playoffs and won a state title in 2004.
- Coombs and his wife Holly are the parents of three grown children.



**MIKE BROWN**  
PASSING GAME COORDINATOR/WIDE RECEIVERS  
FOURTH SEASON • LIBERTY '11

- Joined the UC staff in 2019 as the wide receivers coach. He was promoted to passing game coordinator in addition to his wide receivers coaching duties in 2022.
- Coached Alec Pierce, a second-round pick in the 2022 NFL Draft.
- Previous coaching stops at Delaware, Michigan and Liberty.
- Played three seasons for the Jacksonville Jaguars (2012-14), including a 32-catch, 446-yard, two-TD season in 2013.
- Two-time All-America selection at Liberty at WR and QB.
- Brown and his wife, Dymond, have a son, Mike III.



**COLIN HITSCHLER (PB)**  
CO-DEFENSIVE COORDINATOR/SAFETIES  
FIFTH SEASON • PENN '10

- Promoted to co-defensive coordinator in 2022 after helping lead the nation's top pass defense as safeties coach in 2021.
- Joined the Bearcats as a quality control coach in 2018 before becoming safeties coach in 2020.
- He has coached three safeties selected in the NFL Draft in the last two years, including second-round pick and All-AAC First Team selection Bryan Cook in 2022.
- He came to UC from South Alabama and Arkansas State.
- He and his wife Rebecca have two daughters, Catherine and Isabel.



**MIKE CUMMINGS**  
OFFENSIVE LINE  
FIRST SEASON • BUFFALO '84

- The veteran of 35 years in collegiate coaching, he is in his first year at Cincinnati as the offensive line coach in 2022.
- Came to UC after three seasons at Central Michigan, where he coached a pair of 2022 NFL Draft picks from the CMU O-Line.
- Had five different stints at CMU, including as the OC from 2010-13, where he worked with Gino Guidugli and coached Eric Fisher, the No. 1 overall pick in the 2013 NFL Draft.
- Cummings and his wife Donna have two daughters, Elizabeth and Emily.



**NATE LETTON (PB)**  
TIGHT ENDS  
THIRD SEASON • CENTRE '15

- Enters his first season as Cincinnati's tight ends coach in 2022.
- He served as an offensive graduate assistant for the Bearcats from 2020 to 2021.
- Letton's two seasons as a graduate assistant coincided with arguably the greatest two-year stretch in UC football history.
- Letton worked closely with the offensive line, which had all five starters collect All-AAC honors in 2021.
- He is married to Madeline, and they reside in Cincinnati.



**DARREN PAIGE**  
RUNNING BACKS  
SECOND SEASON • FINDLAY '08

- Enters his second season as the RBs coach at Cincinnati.
- UC led the AAC with 34 rushing TDs in 2021.
- Coached Jerome Ford, who rushed for 1,319 yards and scored 20 TDs, before being a fifth round pick in the 2022 NFL Draft.
- Came to UC from Eastern Michigan where he coached WRs.
- Star wide receiver at University of Findlay (Ohio) before playing in the Arena Football League 2.
- He and his wife, Amanda, have a son, Brandon (Zek), and a daughter, Aniyah.



**JAMES ROSS III**  
OUTSIDE LINEBACKERS  
FIRST SEASON • MICHIGAN '16

- Enters first season as Cincinnati's outside linebackers coach.
- Three-year starter at linebacker for Michigan from 2012 to 2015. He played in 50 games and made 188 tackles.
- Ross started coaching following a brief stint with the San Diego Chargers in 2016, who signed the linebacker out of college.
- Spent three seasons as a GA at Michigan from 2018 to 2020.
- Comes to UC from Hope College (Mich.) where he coached linebackers and was named DC in 2021.
- He and his wife, Omni, have two sons, Jayce and Jax.



**WALTER STEWART**  
DEFENSIVE LINE  
FIRST SEASON • CINCINNATI '12

- Former UC team captain and All-BIG EAST selection returned to his alma mater to coach the defensive line in 2022.
- Played at UC from 2008-12 as a defensive the defensive lineman, playing in four bowls and winning four conference championships.
- In his nine years of coaching, he has mentored two All-Americans, two conference defensive players of the year, one conference player of the year and 10 all-conference selections.
- Comes to UC from Temple, where he coached defensive line.
- He and his wife, Rebecca, have a daughter, Niya, and son, Nolan.



**BRADY COLLINS**

DIRECTOR / FOOTBALL SPORTS PERFORMANCE

SIXTH SEASON • OTTERBEIN '09

- Creates, implements and oversees a modern and comprehensive sports performance program which allows student-athletes maximize their athletic potential with the latest techniques.
- Instrumental in the development of UC's school-record nine NFL Draft picks in 2022.
- Came to UC after spending the two seasons at Ohio State.
- Each year, the Bearcats hold "Squat Fest," which features a DJ and light show.
- Previously worked at Mississippi State, Kentucky and for the Bengals.
- Collins and his wife, Allie, are the parents of a daughter, Kaylee and a son, Crew.

**GREG GILLUM**

CHIEF OF STAFF

THIRD SEASON • OHIO STATE '83

- Oversees the day-to-day operations of the coaching staff and manages the football budget.
- Coordinates the execution of strategic initiatives and serves as a liaison between the football program and athletics. Manages the recruiting office along with the oversight of player development, academics and community service.
- Spent 10 years at Ohio State and coached at Akron and Ashland.
- Gillum and his wife Jody have two sons, Tyler and Tanner, and a daughter, Myriah.



**JOHN WIDECAN**  
ASSISTANT AD/ FOOTBALL



**SHERRY MURRAY**  
ASSOCIATE TO HEAD COACH



**MITCH MAROTTI**  
OPERATIONS & VIDEO ASSISTANT



**KELSEY SHARKEY**  
ASSOCIATE AD, NEW MEDIA



**ADAM NIEMEYER**  
DIRECTOR OF FOOTBALL VIDEO



**JOHN PETERSON**  
NIL DIRECTOR



**DANNY FOLINO**  
SPORTS PERFORMANCE




**JEREMIAH ORTIZ**  
SPORTS PERFORMANCE



**AUSTIN STEPHAN**  
SPORTS PERFORMANCE



**DUSTIN TRIPP**  
SPORTS PERFORMANCE



**PAT LAMBERT**  
DIRECTOR OF RECRUITING



**MAX STIENECKER**  
RECRUITING STRATEGY



**ASHLEY HECIMOVICH**  
ON-CAMPUS RECRUITING



**DALVIN JONES**  
DIRECTOR, FB EQUIPMENT



**JASON ACHAUER**  
EQUIPMENT



**NICK SHARP**  
QUALITY CONTROL



**RICKY BROWN**  
QUALITY CONTROL



**MICHAEL COLOSIMO**  
QUALITY CONTROL



**NATHAN MEYER**  
QUALITY CONTROL




**PARRISH GAINES**  
GRAD ASSISTANT - DEFENSE



**JORDAN JOHNSON**  
GRAD ASSISTANT - OFFENSE




**KURT RAWLINGS**  
GRAD ASSISTANT - OFFENSE



**CAM CLEMENSTON**  
GRAD ASSISTANT - DEFENSE



**COLIN RUSSO**  
NUTRITION




**AARON HIMMLER**  
ASSOC. AD/SPORTS MEDICINE




**MICHELE GALVIN**  
ASSOC. ATHLETIC TRAINER



**GREG RAIMONDO**  
ASST. ATHLETIC TRAINER



**ZACH EENHUIS**  
PHYSICAL THERAPY RESIDENT



**JIM TERSAK**  
DIRECTOR OF REHAB



**DR. ANGELO COLOSIMO**  
DIRECTOR OF ORTHOP. SERVICES



**DR. JON DIVINE**  
HEAD TEAM PHYSICIAN



**DR. MICHAEL DONAWORTH**  
TEAM PHYSICIAN

## PLAYER PROFILES - DEFENSE



## 11 // SAMMY ANDERSON JR.

CB / JR. / 6-0 / 180  
DAYTON, OHIO / TROTWOOD-MADISON HS

- Former four-star recruit from 2019 class.
- Saw first team reps at nickel back against Arkansas.
- Has played in seven career games.

## CAREER DEFENSIVE STATISTICS

SEASON	GP	SOLO	ASST	TOTAL	TFL	SACKS	INT	PD	FF	FR
2020	2	0	0	0	0	0	0	0	0	0
2021	3	1	0	1	1	0	0	0	0	0
2022	2	1	0	1	0	0	0	0	0	0
<b>TOTALS</b>	<b>7</b>	<b>2</b>	<b>0</b>	<b>2</b>	<b>1</b>	<b>0</b>	<b>0</b>	<b>0</b>	<b>0</b>	<b>0</b>



## 18 // JOWON BRIGGS

DL / SR. / 6-2 / 315  
CINCINNATI, OHIO / VIRGINIA / WALNUT HILLS HS

- Strongest player on the team is also a married father and accomplished singer.
- Starting nose tackles had three stops at Arkansas.
- Former Under Armor All-American who was a Freshman A-A at Virginia in 2019.

## CAREER DEFENSIVE STATISTICS

SEASON	GP	SOLO	ASST	TOTAL	TFL	SACKS	INT	PD	FF	FR
2019 (UVA)	13	5	14	19	3.0	1.0	0	0	0	0
2020 (UVA)	7	5	15	20	4.0	3.0	0	0	0	0
2021	14	9	33	42	4.0	3.0	0	0	0	0
2022	2	3	8	11	0.5	0	0	0	0	0
<b>TOTALS</b>	<b>36</b>	<b>22</b>	<b>70</b>	<b>92</b>	<b>11.5</b>	<b>7.0</b>	<b>0</b>	<b>0</b>	<b>0</b>	<b>0</b>

## CAREER HIGHS

**TACKLES:** 8, vs. Kennesaw St. 9/10/22

**TACKLES FOR LOSS:** 1.0, Tulane, 10/30/21, SMU 11/20/21

**SACKS:** 1.0, Tulane, 10/30/21



## 24 // TODD BUMPHIS

CB / SO. / 6-0 / 188  
TOLEDO, OHIO / ST. FRANCIS DE SALES HS

- Appeared in all 14 games in 2021 as a reserve defensive back and special teamer.
- Consensus three-star recruit who redshirted in 2020.

## CAREER DEFENSIVE STATISTICS

SEASON	GP	SOLO	ASST	TOTAL	TFL	SACKS	INT	PD	FF	FR
2020	2	0	0	0	0	0	0	0	0	0
2021	14	6	3	9	1.0	0	0	1	0	0
2022	1	0	0	0	0	0	0	0	0	0
<b>TOTALS</b>	<b>16</b>	<b>6</b>	<b>3</b>	<b>9</b>	<b>1.0</b>	<b>0</b>	<b>0</b>	<b>1</b>	<b>0</b>	<b>0</b>

## CAREER HIGHS

**TACKLES:** 2, SMU, 11/20/21

**PASS BREAKUPS:** 1, SMU, 11/20/21



## 9 // ARQUON BUSH

CB / R-SR. / 6-0 / 190  
CLEVELAND, OHIO / EUCLID HS

- UC's starting field cornerback after serving as Cincinnati's nickel back from 2020-21.
- Seven career interceptions, including a pick in the 2020 home opener.
- Tied for first in the nation with two kicks blocked in 2021.

## CAREER DEFENSIVE STATISTICS

SEASON	GP	SOLO	ASST	TOTAL	TFL	SACKS	INT	PD	FF	FR
2018	4	3	0	3	0	0	2	4	0	1
2019	10	13	6	19	0	0	0	6	1	0
2020	9	13	8	21	2.0	0	2	5	0	0
2021	13	26	13	39	2.0	0	3	9	0	0
2022	2	3	1	4	0	0	0	0	0	0
<b>TOTALS</b>	<b>38</b>	<b>57</b>	<b>28</b>	<b>85</b>	<b>4.0</b>	<b>0</b>	<b>7</b>	<b>24</b>	<b>1</b>	<b>1</b>

## CAREER HIGHS

**POINTS SCORED:** 6, ECU, 11/23/18

**TOUCHDOWNS:** 1, ECU, 11/23/18

**INTERCEPTIONS:** 2, ECU, 11/23/18

**LONG INTERCEPTION RETURN:** 36, ECU, 11/23/18

**TACKLES:** 6, Tulsa, 10/19/19 (3-3)

**SACKS:** 1, Miami (OH), 09/04/21 (1-0)

**TFLS:** 1.5, Army, 09/26/20 (1-0)

**FUMBLES FORCED:** 1, Tulsa, 10/19/19



## 29 // JACOB DINGLE

S / SR. / 5-11 / 195  
LOUISVILLE, KY. / TRINITY HS


- Tied a career high with four tackles versus Kennesaw State.
- Reserve defensive back who will start on special teams.
- Brother, Jack, is a backup linebacker. Father, Nate, was a UC captain in 1993.

## CAREER DEFENSIVE STATISTICS

SEASON	GP	SOLO	ASST	TOTAL	TFL	SACKS	INT	PD	FF	FR
2019	8	2	5	7	0	0	0	0	0	0
2020	9	3	2	5	0	0	0	0	0	0
2021	13	7	9	16	0	0	0	0	0	0
2022	2	1	4	5	0	0	0	0	0	0
<b>TOTALS</b>	<b>32</b>	<b>13</b>	<b>20</b>	<b>33</b>	<b>0</b>	<b>0</b>	<b>0</b>	<b>0</b>	<b>0</b>	<b>0</b>

## CAREER HIGHS

**TACKLES:** 4, four times, last vs Kennesaw State 9/10/22



## 3 // JA'VON HICKS

S / GR. / 6-2 / 205

CINCINNATI, OHIO / COLERAIN HS

- Enters third-year as a starter and fifth season as a contributor. All-AAC HM in 2019.
- Made two tackles in 2022 debut at Arkansas.
- Has eight career INTs, including a pick returned 45 yds for a TD vs. Kennesaw St.

### CAREER DEFENSIVE STATISTICS

SEASON	GP	SOLO	ASST	TOTAL	TFL	SACKS	INT	PD	FF	FR
2018	10	5	6	11	0	0	0	1	0	0
2019	14	33	17	50	0.5	0	5	6	2	4
2020	9	9	4	13	1	0	0	2	1	1
2021	14	31	24	55	2	0	2	5	0	2
2022	2	3	6	9	0	0	1	1	0	0
<b>TOTALS</b>	<b>49</b>	<b>81</b>	<b>58</b>	<b>139</b>	<b>3.5</b>	<b>0</b>	<b>7</b>	<b>15</b>	<b>3</b>	<b>7</b>

### CAREER HIGHS

**INTERCEPTIONS:** 2, at Houston, 10/12/19

**LONG INTERCEPTION RETURN:** 70 [8th], at Memphis, 12/07/19

**TACKLES:** 9, at USF, 11/16/19 (8-1), Navy, 10/23/21 (4-5)

**TFLS:** 1, SMU, 11/20/21

**FUMBLES FORCED:** 1, at Ohio State, 09/07/19 ; at USF, 11/16/19

**FUMBLES RECOVERED:** 1, 5 times



## 20 // DESHAWN PACE

LB / JR. / 6-2 / 218

CINCINNATI, OHIO / COLERAIN HS

- Totaled 94 tackles and a team-high four INTs in 2021.
- Tallied three tackles in 2022 opener at Arkansas and three vs. Kennesaw State to go along with a TFL in each game...Blocked a FG in 2022 home opener.

### CAREER DEFENSIVE STATISTICS

SEASON	GP	SOLO	ASST	TOTAL	TFL	SACKS	INT	PD	FF	FR
2020	8	3	7	10	0	0	0	0	1	0
2021	13	42	44	87	9	0	4	6	0	1
2022	2	2	4	6	2	0	0	0	0	0
<b>TOTALS</b>	<b>23</b>	<b>47</b>	<b>56</b>	<b>103</b>	<b>11</b>	<b>0</b>	<b>4</b>	<b>6</b>	<b>1</b>	<b>1</b>

### CAREER HIGHS

**TACKLES:** 10, at Indiana, 09/18/21 (9-1)

**TFLS:** 2, Navy, 10/23/21

**FUMBLES FORCED:** 1, East Carolina, 11/13/20

**FUMBLES RECOVERED:** 1, Murray State, 09/11/21

**INTERCEPTIONS:** 1, at Indiana, 09/18/21, USF, 11/12/21

**INT RETURN YARDS:** 39, at Indiana, 09/18/21

**PASS BREAKUPS:** 1, at ECU, 11/26/21



## 2 // WILSON HUBER

LB / R-SR. / 6-4 / 242

INDIANAPOLIS, IND. / FRANKLIN CENTRAL HS

- Sixth-year player, who holds a master's in finance, will start at MLB and serve as captain. His father Darryl was also a team captain in 1988.
- Made five stops in first career defensive start at Arkansas... Added two vs. KSU.

### CAREER DEFENSIVE STATISTICS

SEASON	GP	SOLO	ASST	TOTAL	TFL	SACKS	INT	PD	FF	FR
2018	13	2	1	3	0	0	0	0	0	0
2019	14	3	5	8	0	0	0	1	0	0
2020	8	4	1	5	2.5	1.0	0	0	0	0
2021	14	9	6	15	4.0	3.0	0	1	0	0
2022	2	0	7	7	0	0	0	0	0	0
<b>TOTALS</b>	<b>51</b>	<b>18</b>	<b>20</b>	<b>38</b>	<b>6.5</b>	<b>4.0</b>	<b>0</b>	<b>2</b>	<b>0</b>	<b>0</b>

### CAREER HIGHS

**TACKLES:** 5.0, at Arkansas, 09/03/22

**TFLS:** 1.0, Austin Peay, 09/19/20 (1-0), 1.0, Temple, 10/08/21, SMU, 11/20/21

**SACKS:** 1.0, Temple, 10/08/21, SMU, 11/20/21

**PASS BREAKUPS:** 1, vs Boston College, 01/02/20, Murray State, 09/11/21

**BLOCKED KICKS:** 1, at USF, 11/16/19 ; at Memphis, 12/07/19



## 0 // IVAN PACE, JR.

LB / SR. / 6-0 / 235

CINCINNATI, OHIO / COLERAIN HS

- Totaled 12 tackles and a game-high 3.5 TFLs at Arkansas to earn AAC Honor Roll.
- Added 11 stops, one TFL and forced fumble versus Kennesaw State.
- Ranked 10th in nation with 125 tackles in 2021; PFF MAC Def. POY at Miami (OH)

### CAREER DEFENSIVE STATISTICS

SEASON	GP	SOLO	ASST	TOTAL	TFL	SACKS	INT	PD	FF	FR
2019	13	14	5	19	7.5	7	0	0	0	0
2020	3	12	14	26	0.5	0	0	2	1	0
2021	13	59	65	125	14.0	4	1	4	0	0
2022	2	11	12	23	4.5	1.0	0	0	0	0
<b>TOTALS</b>	<b>32</b>	<b>96</b>	<b>96</b>	<b>192</b>	<b>26.5</b>	<b>12</b>	<b>1</b>	<b>6</b>	<b>1</b>	<b>0</b>

### CAREER HIGHS

**TACKLES:** 18, at Ohio, 11/2/21 (Miami OH)

**TFLS:** 6.0, vs. Akron 09/ 25/ 21 (Miami OH)

**SACKS:** 6.0, vs. Akron 09/ 25/ 21 (Miami OH)

**FUMBLES RECOVERED:** 1, at Ohio, 11/2/21 (Miami OH)

**INTERCEPTIONS:** 1, at Eastern Michigan, 10/09/21 (Miami OH)



## PLAYER PROFILES - DEFENSE

**97 // ERIC PHILLIPS**

DL / R/R. / 6-3 / 265

CINCINNATI, OHIO / COLERAIN HS

- Recovered a fumble in third quarter and made four stops at Arkansas.
- Earned first career start against Kennesaw State and made one tackle.
- State runner-up at Colerain High School.

## CAREER DEFENSIVE STATISTICS

SEASON	GP	SOLO	ASST	TOTAL	TFL	SACKS	INT	PD	FF	FR
2019	1	0	0	0	0	0	0	0	0	0
2020	5	0	5	5	0	0	0	0	0	0
2021	9	3	2	5	0	0	0	0	0	0
2022	2	1	4	5	0	0	0	0	0	1
<b>TOTALS</b>	<b>16</b>	<b>4</b>	<b>11</b>	<b>15</b>	<b>0</b>	<b>0</b>	<b>0</b>	<b>0</b>	<b>0</b>	<b>1</b>

## CAREER HIGHS

**TACKLES:** 4, at Arkansas, 9/03/22**FUMBLE RECOVERIES:** 1, at Arkansas, 9/03/22**5 // JA'QUAN SHEPPARD**

CB / SR. / 6-2 / 200

ZEPHYRHILLS, FLA. / ZEPHYRHILLS HS

- Replaced Sauce Gardner as the starting boundary cornerback and made nine stops, two PBUs and one sack at Arkansas in his first career start.
- Has appeared in 27 career games with two starts in 2022.

## CAREER DEFENSIVE STATISTICS

SEASON	GP	SOLO	ASST	TOTAL	TFL	SACKS	INT	PD	FF	FR
2019	9	4	2	6	0	0	0	0	0	0
2020	8	4	1	5	1.0	0	0	0	0	0
2021	8	2	1	3	0	0	0	0	0	0
2022	2	8	1	9	1.0	1.0	0	0	0	0
<b>TOTALS</b>	<b>27</b>	<b>18</b>	<b>5</b>	<b>23</b>	<b>2.0</b>	<b>1.0</b>	<b>0</b>	<b>0</b>	<b>0</b>	<b>0</b>

## CAREER HIGHS

**TACKLES:** 9, at Arkansas, 09/03/22**SACKS:** 1, at Arkansas, 09/03/22**90 // JABARI TAYLOR**

DL / GR. / 6-1 / 280

AKRON, OHIO / HOBAN HS

- Team captain and sixth-year defensive lineman for the Bearcats.
- Made four tackles at Arkansas...Added five stops and a 23-yd FR TD vs. KSU.
- Player quarterback early in high school before focusing on defensive line.

## CAREER DEFENSIVE STATISTICS

SEASON	GP	SOLO	ASST	TOTAL	TFL	SACKS	INT	PD	FF	FR
2018	6	1	3	4	0.5	0	0	0	0	0
2019	14	9	15	24	2.0	1.0	0	0	0	0
2020	10	7	10	17	3.5	1.0	0	1	0	0
2021	14	12	17	29	5.5	2.0	0	0	1	1
2022	2	4	5	9	0.5	0	0	0	1	0
<b>TOTALS</b>	<b>46</b>	<b>33</b>	<b>50</b>	<b>83</b>	<b>12</b>	<b>4.0</b>	<b>0</b>	<b>1</b>	<b>2</b>	<b>1</b>

## CAREER HIGHS

**TACKLES:** 7, at ECU, 11/26/21 (2-5)**SACKS:** 1 vs Boston College, 01/02/20 (1-0); Memphis, 10/31/20 (1-0)**TFLS:** 2.0, three times Memphis, 10/31/20**7 // JAHEIM THOMAS**

LB / RSO. / 6-4 / 235

CINCINNATI, OHIO / PRINCETON HS

- Former four-star recruit from 2020 class.
- Made seven stops at outside linebacker at Arkansas, rotating in has a first teamer.
- Added nine tackles against Kennesaw State.

## CAREER DEFENSIVE STATISTICS

SEASON	GP	SOLO	ASST	TOTAL	TFL	SACKS	INT	PD	FF	FR
2020	4	0	2	2	0	0	0	0	0	0
2021	12	9	14	23	0.5	0.5	0	0	0	0
2022	2	6	10	16	1.0	0	0	0	0	0
<b>TOTALS</b>	<b>18</b>	<b>15</b>	<b>18</b>	<b>41</b>	<b>1.5</b>	<b>0.5</b>	<b>0</b>	<b>0</b>	<b>0</b>	<b>0</b>

## CAREER HIGHS

**TACKLES:** 9, vs. Kennesaw St., 9/10/22**TFLS:** 0.5, three times, vs. Kennesaw St., 9/10/22**10 // BRYON THREATS**

S / SO. / 5-10 / 200

CINCINNATI, OHIO / COFFMAN HS

- Earned first career start at Arkansas, making six tackles.
- Appeared in 12 games at a true freshman in 2021.
- Has played in two games in 2022 with one start.

## CAREER DEFENSIVE STATISTICS

SEASON	GP	SOLO	ASST	TOTAL	TFL	SACKS	INT	PD	FF	FR
2021	12	4	4	8	0	0	0	1	0	0
2022	2	6	1	7	0	0	0	0	0	0
<b>TOTALS</b>	<b>14</b>	<b>10</b>	<b>5</b>	<b>15</b>	<b>0</b>	<b>0</b>	<b>0</b>	<b>1</b>	<b>0</b>	<b>0</b>

## CAREER HIGHS

**TACKLES:** 6, at Arkansas, 09/03/22





## 13 // TY VAN FOSSEN

LB / RSR. / 6-2 / 220

CROTON, OHIO / ST. FRANCIS DE SALES HS

- Fifth-year senior and team leader who rotates at SLB with Deshawn Pace.
- Made four stops at Arkansas in season opener and added two more vs. KSU.
- Had 70 tackles in 2021 and has made 117 stops over 40 career games.

### CAREER DEFENSIVE STATISTICS

SEASON	GP	SOLO	ASST	TOTAL	TFL	SACKS	INT	PD	FF	FR
2018	1	0	0	0	0	0	0	1	0	0
2019	13	7	6	13	0.5	0	0	1	0	0
2020	10	19	9	28	5.0	2.0	0	0	0	1
2021	14	42	28	70	6.0	0	0	1	0	0
2022	2	1	5	6	0	0	0	1	0	0
<b>TOTALS</b>	<b>40</b>	<b>69</b>	<b>48</b>	<b>117</b>	<b>11.5</b>	<b>2.0</b>	<b>0</b>	<b>4</b>	<b>0</b>	<b>1</b>

### CAREER HIGHS

**TACKLES:** 11, Tulsa, 11/6/21 (7-4)

**SACKS:** 1.0, USF, 10/03/20 (1-0); East Carolina, 11/13/20 (1-0), USF, 11/12/21 (1-0)

**TFLS:** 3.0, Houston, 11/07/20 (3-0), USF, 11/12/21

**FUMBLES RECOVERED:** 1, Memphis, 10/31/20

**PASS BREAKUPS:** 1, four times, Kennesaw St., 9/10/22



## 15 // TAJ WARD

DB / RSR. / 6-0 / 193

CINCINNATI, OHIO / SOLON HS

- Fifth-year senior earned first career start as UC's nickel back at Arkansas.
- Totaled four stops and a TFL against the Razorbacks.
- Appeared in 39 games over five seasons.

### CAREER DEFENSIVE STATISTICS

SEASON	GP	SOLO	ASST	TOTAL	TFL	SACKS	INT	PD	FF	FR
2018	4	1	0	1	0	0	0	0	0	0
2019	13	8	4	12	0	0	0	0	0	0
2020	9	5	2	7	0	0	0	0	0	0
2021	11	5	2	7	0	0	0	0	0	0
2022	2	3	1	4	1	0	0	0	0	0
<b>TOTALS</b>	<b>39</b>	<b>22</b>	<b>9</b>	<b>31</b>	<b>1</b>	<b>0</b>	<b>0</b>	<b>0</b>	<b>0</b>	<b>0</b>

### CAREER HIGHS

**TACKLES:** 4 vs. Miami (Ohio), 9/14/19, at Arkansas, 9/3/22

**PASS BREAKUPS:** 1 at Arkansas, 9/3/22



## 42 // MALIK VANN

DL / SR / 6-3 / 275

CINCINNATI, OHIO / FAIRFIELD HS

- Used bonus year of eligibility to return for fifth season.
- Made three tackles and a TFL at Arkansas in season opener.
- Cincinnati native has appeared in 48 games and totaled 22 TFLs

### CAREER DEFENSIVE STATISTICS

SEASON	GP	SOLO	ASST	TOTAL	TFL	SACKS	INT	PD	FF	FR
2018	12	1	7	8	1	1	0	0	0	0
2019	14	17	13	30	6.5	2.5	0	1	0	0
2020	9	12	4	16	5.0	2.0	0	0	0	0
2021	12	19	14	33	8.5	3.5	0	3	1	0
2022	2	3	0	3	1	0	0	0	0	0
<b>TOTALS</b>	<b>49</b>	<b>52</b>	<b>38</b>	<b>90</b>	<b>22.0</b>	<b>9.0</b>	<b>0</b>	<b>4</b>	<b>1</b>	<b>0</b>

### CAREER HIGHS

**TACKLES:** 6, Miami (OH), 09/04/21 (4-2), Tulane, 10/30/21


**SACKS:** 2.0, Miami (OH), 09/14/19 (2-0)

**TFLS:** 2.0, Miami (OH), 09/14/19 (2-0)

**PASS BREAKUPS:** 1, at Houston, 10/12/19, Miami (OH), 09/04/21, Tulane 10/30/21

**FORCED FUMBLE:** 1, Tulane, 10/30/21

## PLAYER PROFILES - OFFENSE



## 6 // BEN BRYANT

QB / SR. / 6-3 / 190

LAGRANGE, ILL. / EASTERN MICHIGAN / LYON TOWNSHIP HS

- Played at UC from 2018-20, redshirting the first year, starting at Memphis in 2019.
- Had four 300-yard passing games at Eastern Michigan in 2021
- Tossed three TDs in first half and completed 85% of passes vs. Kennesaw State
- Threw for 325 yards and two TDs with one INT at No. 19 Arkansas in season opener.

## CAREER PASSING STATISTICS

SEASON	GP	RATE	COMP	ATT	PCT.	YDS	TD	INT	LONG	AVG.
2018	1	128.75	6	8	75.0	75	0	1	18	75.0
2019	7	119.40	29	51	56.9	388	1	2	56	55.4
2020	8	156.14	11	14	78.6	90	1	0	21	11.2
2021 (EMU)	13	140.53	279	408	68.4	3121	14	7	64	240.1
2022	2	143.2	43	63	68.3	526	5	1	35	263.0
<b>TOTALS</b>	<b>31</b>	<b>141.2</b>	<b>368</b>	<b>544</b>	<b>67.6</b>	<b>4,200</b>	<b>21</b>	<b>11</b>	<b>64</b>	<b>141.3</b>

## CAREER RUSHING STATISTICS

SEASON	GP	ATT	YDS	AVG.	TD	LONG	AVG./G
2018	1	2	-4	-2.0	0	4	-4.0
2019	7	22	35	1.6	1	21	5.0
2020	8	6	65	10.8	1	40	8.1
2021 (EMU)	13	87	-43	-0.5	2	39	-3.31
2022	2	5	-31	-3.9	0	6	-15.5
<b>TOTALS</b>	<b>31</b>	<b>125</b>	<b>22</b>	<b>1.2</b>	<b>4</b>	<b>40</b>	<b>0.7</b>

## CAREER HIGHS

**PASS YARDS:** 354, 2 times, Ohio, 11/09/21 (EMU)**PASS ATTEMPTS:** 57, Ohio, 11/09/21 (EMU)**LONG PASS:** 64, Toledo, 11/02/21 (EMU)**COMPLETIONS:** 41, Ohio, 11/09/21 (EMU)**PASS TD'S:** 3, Toledo, 11/02/21 (EMU)**RUSH ATTEMPTS:** 11, Miami (OH), 10/09/21 (EMU)**RUSH YARDS:** 52, Texas State, 9/25/21 (EMU)**RUSHING TOUCHDOWNS:** 1, Eastern Michigan, 10/23/21 (EMU)**LONG RUSH:** 39, Texas State, 9/25/21 (EMU)**TOTAL OFFENSE YARDS:** 355, Ohio, 11/09/21, (354 pass, 1 rush) (EMU)

## 2 // COREY KINER

RB / SO. / 5-9 / 215

CINCINNATI, OHIO / LSU / ROGER BACON HS

- Four-star recruit and Ohio's Mr. Football in December 2020.
- Scored touchdowns in each of his first two games at LSU in 2021.
- Has scored touchdowns in each of his first two games for UC in 2022.

## CAREER RUSHING STATISTICS

SEASON	GP	ATT	YDS	AVG.	TD	LONG	AVG./G
2021 (LSU)	11	79	324	4.1	2	26	29.5
2022	2	19	98	5.1	2	12	49.0
<b>TOTALS</b>	<b>13</b>	<b>98</b>	<b>422</b>	<b>4.3</b>	<b>4</b>	<b>26</b>	<b>32.5</b>

## CAREER RECEIVING STATISTICS

SEASON	GP	REC	YDS	TD	LONG	AVG.
2021 (LSU)	11	2	10	0	6	5.0
2022	2	1	1	0	1	0.5
<b>TOTALS</b>	<b>13</b>	<b>3</b>	<b>11</b>	<b>0</b>	<b>6</b>	<b>0.8</b>

## CAREER HIGHS

**TOUCHDOWNS:** 1, 4 times, vs. Kennesaw St., 9/10/22**RUSH ATTEMPTS:** 14, vs. Kansas State, 01/04/22 (LSU)**RUSH YARDS:** 74, Central Michigan (12 carries), 09/18/21 (LSU)**RUSH TDS:** 1, 4 time, vs. Kennesaw St., 9/10/22**LONG RUSH:** 26, Central Michigan, 09/18/21 (LSU)**RECEPTIONS:** 1, 3 time, Kennesaw St., 9/10/22 (LSU)**RECEIVING YARDS:** 6, Auburn, 10/02/21 (1 catch) (LSU)**LONG RECEPTION:** 6, Auburn, 10/02/21 (LSU)**TOTAL OFFENSE ATTEMPTS:** 14, vs. Kansas State, 01/04/22 (14 rush) (LSU)**TOTAL OFFENSE YARDS:** 74, Central Michigan (12 carries), 09/18/21 (LSU)

## 84 // NICK MARDNER

WR / SR. / 6-6 / 215

MISSISSAUGA, ONTARIO, CANADA / HAWAII / CLINCH COUNTY HS

- Big-play receiver who joined UC in January.
- First-career catch was 35-yard touchdown at Arkansas.
- Named to Biletnikoff Award Watch List.

## CAREER RECEIVING STATISTICS

SEASON	GP	REC	YDS	TD	LONG	AVG.	AVG/G
2018	1	0	0	0	0	0	0
2019	12	5	169	2	50	33.8	14.1
2020	8	11	188	1	42	17.1	23.5
2021	13	46	913	5	79	19.8	70.2
2022	2	2	47	1	35	23.5	23.5
<b>TOTALS</b>	<b>36</b>	<b>64</b>	<b>1,317</b>	<b>9</b>	<b>79</b>	<b>20.6</b>	<b>36.6</b>

## CAREER HIGHS

**RECEPTIONS:** 6, at Oregon State, 9/11/21 (Hawaii)**RECEIVING YARDS:** 139, at UNLV, 11/13/21 (Hawaii)**RECEIVING TDS:** 1, eight times, at Arkansas 09/03/22**LONG RECEPTION:** 79, at UNLV, 11/13/21 (Hawaii)



## 10 // CHARLES MCCLELLAND

RB / SR. / 5-11 / 193

HOMERVILLE, GA. / CLINCH COUNTY HS

- Suffered season-ending injuries pre-2019 and mid-2020 after solid freshman year.
- 35-yard rush against Arkansas matched UC's longest play of the game.
- One of 15 fifth or sixth-year players

### CAREER RUSHING STATISTICS

SEASON	GP	ATT	YDS	AVG.	TD	LONG	AVG./G
2018	13	63	485	7.7	4	55	37.3
2020	4	22	115	5.2	0	22	28.8
2021	13	37	190	5.1	1	28	14.6
2022	1	15	110	7.3	1	35	55.0
<b>TOTALS</b>	<b>31</b>	<b>137</b>	<b>900</b>	<b>6.6</b>	<b>6</b>	<b>55</b>	<b>29.3</b>

### CAREER RECEIVING STATISTICS

SEASON	GP	REC	YDS	TD	LONG	AVG.
2018	13	9	108	1	38	12.0
2020	4	1	5	0	5	5.0
2021	13	5	34	0	15	2.6
2022	2	5	56	0	30	28.0
<b>TOTALS</b>	<b>31</b>	<b>19</b>	<b>189</b>	<b>1</b>	<b>38</b>	<b>6.5</b>

### CAREER HIGHS

**POINTS SCORED:** 6, 6 times, vs. Kennesaw St., 9/10/22

**TOUCHDOWNS:** 1, 6 times, vs. Kennesaw St., 9/10/22

**RUSH ATTEMPTS:** 16, Alabama A&M, 09/15/18

**RUSH YARDS:** 121, Alabama A&M, 09/15/18 (16 carries)

**RUSH TDS:** 1, 6 times, 9, vs. Kennesaw St., 9/10/22

**LONG RUSH:** 55, ECU, 11/23/18

**RECEPTIONS:** 4, at Arkansa, 9/3/22

**RECEIVING YARDS:** 47, vs Virginia Tech, 12/31/18 (2 receptions)

**RECEIVING TDS:** 1, vs Virginia Tech, 12/31/18

**LONG RECEPTION:** 38, vs Virginia Tech, 12/31/18

**TOTAL OFFENSE ATTEMPTS:** 16, Alabama A&M, 09/15/18 (16 rush,0 pass)

**TOTAL OFFENSE YARDS:** 121, Alabama A&M, 09/15/18 (121 rush,0 pass)

**ALL-PURPOSE YARDS:** 144, ECU, 11/23/18



## 26 // MYLES MONTGOMERY

RB / RFR. / 5-11 / 200

JACKSONVILLE, FLA. / FLETCHER HS

- Rushed five times for 104 yards vs. Kennesaw State, including a 76 TD run to rebound from first-half fumble...Averaging 13.5 ypc in 2022.
- Three-star recruit out of high school... Redshirted 2021 season.

### CAREER RUSHING STATISTICS

SEASON	GP	ATT	YDS	AVG.	TD	LONG	AVG./G
2021	2	0	0	0	0	0	0
2022	2	8	108	13.5	1	76	54
<b>TOTALS</b>	<b>4</b>	<b>8</b>	<b>108</b>	<b>13.5</b>	<b>1</b>	<b>76</b>	<b>27.0</b>

### CAREER RECEIVING STATISTICS

SEASON	GP	REC	YDS	TD	LONG	AVG.
2021	2	0	0	0	0	0
2022	2	0	0	0	0	0
<b>TOTALS</b>	<b>4</b>	<b>0</b>	<b>0</b>	<b>0</b>	<b>0</b>	<b>0</b>

### CAREER HIGHS

**RUSH ATTEMPTS:** 5, vs. Kennesaw St., 9/10/22

**RUSH YARDS:** 104, vs. Kennesaw St., 9/10/22

**LONG RUSH:** 76, vs. Kennesaw St., 9/10/22



## 22 // RYAN MONTGOMERY

RB / SR. / 5-10 / 205

FRANKLIN, OHIO / FRANKLIN HS

- Preseason All-American punt returner by Phil Steele.
- Paul Hornung Award Watch List (most versatile player).
- Earned first running back snaps at Arkansas, left due to injury.

### CAREER PUNT RETURN STATISTICS

SEASON	GP	ATT	YDS	TD	LONG	AVG.
2019	14	28	258	0	25	9.2
2020	10	14	110	0	21	7.9
2021	14	20	229	0	30	11.5
2022	1	0	0	0	0	0
<b>TOTALS</b>	<b>39</b>	<b>62</b>	<b>597</b>	<b>0</b>	<b>30</b>	<b>9.6</b>

### CAREER RECEIVING STATISTICS

SEASON	GP	REC	YDS	TD	LONG	AVG.
2019	14	0	0	0	0	0
2020	10	4	16	0	10	4.0
2021	14	6	42	1	19	7.0
2022	1	0	0	0	0	0
<b>TOTALS</b>	<b>39</b>	<b>10</b>	<b>58</b>	<b>1</b>	<b>19</b>	<b>5.5</b>

### CAREER RUSHING STATISTICS

SEASON	GP	ATT	YDS	TD	LONG	AVG./G.
2019	14	20	106	2	26	7.6
2020	10	15	41	0	7	4.1
2021	14	46	312	3	55	22.3
2022	1	4	7	0	5	1.8
<b>TOTALS</b>	<b>39</b>	<b>85</b>	<b>466</b>	<b>5</b>	<b>55</b>	<b>9.0</b>

### CAREER HIGHS

**POINTS SCORED:** 12, at USF, 11/12/21

**TOUCHDOWNS:** 2, at USF, 11/12/21

**RUSH ATTEMPTS:** 7, vs Boston College, 01/02/20

**RUSH YARDS:** 72, at USF, 11/12/21 (6 carries)

**RUSH TDS:** 1, vs Boston College, 01/02/20 ; UConn, 11/09/19; ECU, 11/26/21

**LONG RUSH:** 55, USF, 11/12/21

**RECEPTIONS:** 2, USF, 11/12/21

**RECEIVING YARDS:** 10, Memphis, 10/31/20 (1 receptions), USF, 11/12/21 (2 receptions)

**LONG RECEPTION:** 10, Memphis, 10/31/20

**TOTAL OFFENSE ATTEMPTS:** 7, vs Boston College, 01/02/20 (7 rush,0 pass)

**TOTAL OFFENSE YARDS:** 47, vs Boston College, 01/02/20 (47 rush,0 pass)

**ALL-PURPOSE YARDS:** 118, UCF, 10/16/21

**PUNT RETURNS:** 5, Miami (OH), 09/14/19 ; UConn, 11/09/19

**PUNT RETURN YARDS:** 63, SMU, 11/20/21 (4 returns)

**LONG PUNT RETURN:** 27, at Indiana, 09/18/21, SMU, 11/20/21

## PLAYER PROFILES - OFFENSE



## 19 // WILL PAULING

WR / RFR. / 5-10 / 180

CHICAGO, ILL. / HOMEWOOD-FLOSSMOOR HS

- One of four offensive players to earn first-career start against Arkansas.
- Redshirted the 2021 season, playing in one game.
- Had a 30-yard catch on early TD drive in first half vs. Kennesaw State.

## CAREER RECEIVING STATISTICS

SEASON	GP	REC	YDS	TD	LONG	AVG.
2021	4	1	6	0	6	6.0
2022	2	6	60	0	30	30
<b>TOTALS</b>	<b>6</b>	<b>7</b>	<b>66</b>	<b>0</b>	<b>30</b>	<b>11.0</b>

## CAREER HIGHS

**RECEPTIONS:** 3, twice, vs. Kennesaw St., 9/10/22**RECEIVING YARDS:** 40, vs. Kennesaw St., 9/10/22**LONG RECEPTION:** 30, vs. Kennesaw St., 9/10/22

## 3 // EVAN PRATER

QB / RSO. / 6-4 / 200

CINCINNATI, OHIO / WYOMING HS

- Former four-star recruit from 2019 class and Ohio Mr. Football.
- Had passing and rushing TD over first two games of 2021 season.
- Connected on all four pass attempts and had a 44-yard TD versus Kennesaw St.

## CAREER PASSING STATISTICS

SEASON	GP	RATE	COMP	ATT	PCT.	YDS	TD	INT	LONG	AVG.
2020	1	0.00	0	0	0	0	0	0	0	0
2021	7	116.3	5	11	45.5	38	2	1	18	5.4
2022	2	234.6	4	5	80.0	92	0	0	32	46.0
<b>TOTALS</b>	<b>10</b>	<b>153.3</b>	<b>9</b>	<b>16</b>	<b>56.3</b>	<b>130</b>	<b>2</b>	<b>1</b>	<b>32</b>	<b>13.0</b>

## CAREER RUSHING STATISTICS

SEASON	GP	ATT	YDS	AVG.	TD	LONG	AVG./G
2020	1	2	4	2.0	0	3	4.0
2021	7	12	105	8.8	2	33	15.0
2022	2	2	52	26.0	1	44	26.0
<b>TOTALS</b>	<b>10</b>	<b>16</b>	<b>161</b>	<b>10.1</b>	<b>3</b>	<b>44</b>	<b>16.1</b>

## CAREER HIGHS

**PASS ATTEMPTS:** 6, SMU, 11/20/21**PASSING YARDS:** 92, vs. Kennesaw St., 9/10/22**LONG PASS:** 32, vs. Kennesaw St., 9/10/22**COMPLETIONS:** 4, vs. Kennesaw St., 9/10/22**PASS TD'S:** 1, SMU, 11/20/21**RUSH ATTEMPTS:** 4, Miami (OH), 09/04/21**RUSH YARDS:** 44, twice, vs. Kennesaw St., 9/10/22**RUSHING TOUCHDOWNS:** 1, three times, Kennesaw St., 9/10/22**LONG RUSH:** 44, vs. Kennesaw St., 9/10/22**TOTAL OFFENSE ATTEMPTS:** 6, Murray State, 09/11/21 (3 rush, 3 pass)**TOTAL OFFENSE YARDS:** 144, vs. Kennesaw St., 9/10/22 (52 rush, 92 pass)**ALL-PURPOSE YARDS:** 52 vs. Kennesaw St., 9/10/22

## 21 // TYLER SCOTT

WR / JR. / 5-11 / 177

NORTON, OHIO / NORTON HS

- Caught 81-yard touchdown pass on second snap vs. Miami (OH) in 2021.
- Averaged 17.3 yards per catch in breakout sophomore season (second in AAC).
- Also had a 53-yard TD catch against SMU in UC's first play from scrimmage.

## CAREER RECEIVING STATISTICS

SEASON	GP	REC	YDS	TD	LONG	AVG.	AVG/G
2020	10	3	20	0	9	6.7	2.0
2021	14	30	520	5	81	17.3	37.1
2022	2	8	119	1	30	14.9	59.5
<b>TOTALS</b>	<b>26</b>	<b>41</b>	<b>659</b>	<b>6</b>	<b>81</b>	<b>16.1</b>	<b>29.5</b>

## CAREER KICK RETURN STATISTICS

SEASON	GP	ATT	YDS	TD	LONG	AVG.
2020	10	0	0	0	0	0
2021	14	5	102	0	40	20.4
2022	2	0	0	0	0	0
<b>TOTALS</b>	<b>26</b>	<b>7</b>	<b>93</b>	<b>0</b>	<b>24</b>	<b>13.3</b>

## CAREER HIGHS

**RUSH ATTEMPTS:** 1, Austin Peay, 09/19/20**RUSH YARDS:** 20, Austin Peay, 09/19/20 (1 carries)**LONG RUSH:** 20, Austin Peay, 09/19/20**RECEPTIONS:** 5, SMU, 11/20/21**RECEIVING YARDS:** 94, SMU, 11/20/21 (5 receptions)**RECEIVING TD'S:** 1, vs. Kennesaw St., 9/10/22**LONG RECEPTION:** 81, Miami (OH), 09/04/21**TOTAL OFFENSE ATTEMPTS:** 1, Miami (OH), 09/04/21 (1 pass, 0 rush)**TOTAL OFFENSE YARDS:** 94, SMU, 11/20/21**ALL-PURPOSE YARDS:** 94, SMU, 11/20/21**LONG KICK RETURN:** 21 yards, at ECU, 11/26/2

## 1 // TRE TUCKER

WR / SR. / 5-9 / 185

AKRON, OHIO / CUYAHOGA VALLEY CHRISTIAN ACADEMY.

- Team captain, two-time All-AAC, and one of the nation's top kick returners
- Has two career kick return TDs, including a 99-yarder at Indiana in 2021.
- Has had four catches for 66 yards and one carry for eight yards at Arkansas.

## CAREER RECEIVING STATISTICS

SEASON	GP	REC	YDS	TD	LONG	AVG.	AVG/G
2019	14	7	92	0	56	13.1	6.6
2020	10	18	236	3	45	13.1	23.6
2021	14	34	426	2	48	12.5	30.4
2022	2	5	78	0	25	15.6	39.0
<b>TOTALS</b>	<b>40</b>	<b>64</b>	<b>832</b>	<b>5</b>	<b>56</b>	<b>13.0</b>	<b>20.8</b>

## CAREER KICK RETURN STATISTICS

SEASON	GP	ATT	YDS	TD	LONG	AVG.	AVG/G
2019	14	23	532	0	43	23.1	38.0
2020	10	13	389	1	97	29.9	38.9
2021	14	22	557	1	99	25.3	39.8
2022	2	3	64	0	29	21.3	32.0
<b>TOTALS</b>	<b>40</b>	<b>7</b>	<b>1542</b>	<b>2</b>	<b>24</b>	<b>13.3</b>	

## CAREER HIGHS

**RECEPTIONS:** 7, SMU, 11/20/21**RECEIVING YARDS:** 114, SMU, 11/20/21 (7 receptions)**RECEIVING TD'S:** 1, 5 times, at USF 11/12/21**LONG RECEPTION:** 56, at Marshall, 09/28/19**LONG KICK RETURN:** 99, at Indiana, 09/18/21**ALL-PURPOSE YARDS:** 138, SMU, 11/20/21





## 11 // LEONARD TAYLOR

TE / GR. / 6-5 / 250

SPRINGFIELD, OHIO / SPRINGFIELD HS

- Caught three passes for 20 yards and one TD at Arkansas.
- Added two catches for 20 yards and a score vs. Kennesaw State.
- Had fourth-down TD catch in win at No. 9 Notre Dame...On 2022 Mackey Watch List

### CAREER RECEIVING STATISTICS

SEASON	GP	REC	YDS	TD	LONG	AVG.	AVG./G
2018	11	3	31	0	20	10.3	2.8
2019	14	4	37	1	20	9.3	2.6
2020	10	16	191	1	25	11.9	19.1
2021	14	28	268	4	44	9.6	19.1
2022	2	5	40	2	15	8.0	20
<b>TOTALS</b>	<b>51</b>	<b>56</b>	<b>566</b>	<b>8</b>	<b>44</b>	<b>10.1</b>	<b>11.1</b>

### CAREER HIGHS

**POINTS SCORED:** 6, 7 times

**TOUCHDOWNS:** 1, 7 times


**RECEPTIONS:** 6, at UCF, 11/21/20

**RECEIVING YARDS:** 76, at UCF, 11/21/20 (6 receptions)

**RECEIVING TDS:** 1, at Arkansas, 09/03/22

**LONG RECEPTION:** 25, Memphis, 10/31/20

**ALL-PURPOSE YARDS:** 76, at UCF, 11/21/20



## 81 // JOSH WHYLE

TE / SR. / 6-6 / 245

CINCINNATI, OHIO / LA SALLE HS

- Matched a career-high with five catches for 38 yards at Arkansas...Added three for 36 yards and a TD versus Kennesaw St...PFF Third-Team All-American in 2020.
- Has 13 career touchdown catches, including against Miami (OH) last year.

### CAREER RECEIVING STATISTICS

SEASON	GP	REC	YDS	TD	LONG	AVG.	AVG./G
2018	5	0	0	0	0	0	0
2019	12	2	51	0	32	25.5	4.25
2020	10	28	353	6	30	12.6	35.3
2021	14	26	332	6	31	12.8	23.7
2022	2	5	38	0	17	7.6	38.0
<b>TOTALS</b>	<b>43</b>	<b>61</b>	<b>774</b>	<b>0</b>	<b>32</b>	<b>12.7</b>	<b>18.4</b>

### CAREER HIGHS

**RECEPTIONS:** 5, four time, last at Arkansas, 09/03/22

**RECEIVING YARDS:** 81, vs. UCF 11/21/20

**LONG RECEPTION:** 32, vs. UConn 11/09/19

**TOUCHDOWNS:** 2, twice, last at Navy 10/23/21



## 20 // JADON THOMPSON

WR / JR. / 6-2 / 175

CHICAGO, ILL. / NAPERVILLE CENTRAL HS

- Started and had a 28-yard reception at Arkansas...Four catches for 68 yards vs. KSU
- Former four-star recruit from 2019 class and fifth-best player in Illinois.
- Hauled in 47-yard catch against Miami (Ohio) in 2021 opener.

### CAREER RECEIVING STATISTICS

SEASON	GP	REC	YDS	TD	LONG	AVG.	AVG./G
2020	6	6	58	0	18	9.7	9.7
2021	12	14	208	0	47	14.8	17.3
2022	2	5	96	0	28	19.2	48.0
<b>TOTALS</b>	<b>20</b>	<b>25</b>	<b>362</b>	<b>0</b>	<b>47</b>	<b>14.5</b>	<b>18.1</b>

### CAREER HIGHS


**RECEPTIONS:** 4, twice, vs. Kennesaw St., 9/10/22

**RECEIVING YARDS:** 79, Miami (OH), 09/04/21

**LONG RECEPTION:** 47, Miami (OH), 09/04/21

**ALL-PURPOSE YARDS:** 79, Miami (OH), 09/04/21

## PLAYER PROFILES - SPECIAL TEAMS



## 31 // MASON FLETCHER

P / SO. / 6-7 / 202

MELBOURNE, AUSTRALIA / PROKICK ACADEMY

- Had two punts inside the 10 in Arkansas game, punting against his brother, Max.
- Booted two punts inside the 20 and had a career-long 64-yarder vs. KSU.
- Four of six punt 120 in 2022...Fourth in AAC for punt average as freshman in 2021.

## CAREER PUNTING STATISTICS

SEASON	NO.	YDS.	AVG.	LONG	TB	FC	I20	50+	BL
2021	50	2147	42.9	51	2	23	17	5	0
2022	6	287	47.8	64	0	3	4	3	0
<b>TOTALS</b>	<b>56</b>	<b>2434</b>	<b>43.5</b>	<b>64</b>	<b>2</b>	<b>25</b>	<b>4</b>	<b>8</b>	<b>0</b>

## CAREER HIGHS

**PUNT ATTEMPTS:** 5, at Indiana, 09/18/21**PUNT YARDS:** 211, at Indiana, 09/18/21**LONGEST PUNT:** 64, vs. Kennesaw St., 9/10/22

## 40 // RYAN COE

K / JR. / 6-3 / 227

MCDONALD, PA. / DELAWARE / SOUTH FAYETTE HS

- Perfect on PATs for his career, including 12-12 in 2022.
- Has nine touchbacks on 15 kickoffs in 2022.
- Has a pair of 53-yard field goals in his career, including at Rutgers last fall.

## CAREER KICKOFF STATISTICS

SEASON	NO.	YDS	AVG.	TB	OB
2019	36	2088	58.0	0	0
2020	44	2559	58.2	0	2
2021	48	2936	61.2	0	1
2022	15	971	64.7	9	0
<b>TOTALS</b>	<b>133</b>	<b>8554</b>	<b>59.5</b>	<b>9</b>	<b>3</b>

## CAREER FIELD GOAL STATISTICS

SEASON	FG	PCT.	PAT	1-19	20-29	30-39	40-49	50+	LG	BK
2020	12-17	70.8	24-24	0-0	4-4	4-5	3-4	1-4	53	1
2021	14-17	82.4	23-23	0-0	3-3	5-6	4-5	2-3	53	0
2022	1-3	33.3	12-12	0-0	1-2	0-0	0-1	0-0	26	0
<b>TOTALS</b>	<b>27-37</b>	<b>73.0</b>	<b>62-62</b>	<b>0-0</b>	<b>8-9</b>	<b>9-11</b>	<b>7-10</b>	<b>3-7</b>	<b>53</b>	<b>1</b>

## CAREER HIGHS

**FG MADE:** 3, vs. Maine, 03/06/21**LONGEST FG MADE:** 53, at Rutgers, 09/18/21 and vs. Sacred Heart, 04/24/21

2022 CINCINNATI FOOTBALL

STARTERS											
OFFENSE	LT	LG	C	RG	RT	TE	WR	WR	WR	QB	RB
ARKANSAS	Tunstall	Cooper	Gerhardt	O'Quinn	Huber	Taylor	Tucker	Scott	Pauling	Bryant	R. Montgomery
KENNESAW STATE	Tunstall	Cooper	Gerhardt	O'Quinn	Huber	Taylor	Whyle (TE)	Scott	Thompson	Bryant	McClelland
MIAMI (OH)											
INDIANA											
TULSA											
USF											
SMU											
UCF											
NAVY											
EAST CAROLINA											
TEMPLE											
TULANE											

DEFENSE	DE	DT	DE	WLB	MLB	SLB	CB	S	NB	CB	S
ARKANSAS	Vann	Briggs	Taylor	I. Pace	Huber	D. Pace	Sheppard	Hicks	Ward	Bush	Threats
KENNESAW STATE	Vann	Briggs	Taylor	I. Pace	Huber	D. Pace	Sheppard	Hucks	Phillips (DL)	Bush	Van Fossen (LB)
MIAMI (OH)											
INDIANA											
TULSA											
USF											
SMU											
UCF											
NAVY											
EAST CAROLINA											
TEMPLE											
TULANE											

START CHART											
PLAYER	2022	CAR.	CONS.	PLAYER	2022	CAR.	CONS.	PLAYER	2022	CAR.	CONS.
Jowon Briggs, DL	2	7	6	Ivan Pace, LB	2	18*	2	Ty Van Fossen, LB	1	14	1
Ben Bryant, QB	2	16*	2	Will Pauling, WR	1	1	1	Malik Vann, DE	2	13	2
Arquon Bush, CB	2	25	7	Eric Phillips, DL	1	1	1	Taj Ward, DB	1	2	0
Jeremy Cooper, OL	2	23	16	Jake Renfro, OL	0	19	0	Josh Whyle, TE	1	11	1
Gavin Gerhardt, OL	2	2	2	Tyler Scott, WR	2	7	7	John Williams, OL	0	3	0
Ja'Von Hicks, S	2	31	16	Ja'Quan Sheppard, DB	1	1	1	Ethan Wright, RB	0	1	0
Joe Huber, OL	2	2	2	Payton Singletary, TE	0	1	0				
Wilson Huber, TE	2	3	2	Jabari Taylor, DT	2	13	2				
Charles McClelland, RB	1	2	1	Leonard Taylor, TE	2	22	11				
Lorenz Metz, OL	0	22	0	Jadon Thompson, WR	1	4	1				
Ryan Montgomery, RB	1	1	1	Bryon Threats, DB	1	1	1				
Dylan O'Quinn, OL	2	23	23	Tre Tucker, WR	1	13	2				
Deshawn Pace, LB	2	6	2	James Tunstall, OL	2	22*	13				

Tunstall started nine games @ Stony Brook, Ivan Pace 16 games at Miami [OH] and Bryant 13 games at Eastern Michigan.



## SCORING DRIVES

## LONG PLAYS

## SEPT. 3 ARKANSAS

## SCORING PLAY

	QTR	CLOCK	PLAYS	YDS	TIME
Kiner 5-yard rush	3	10:59	12	75	4:01
Mardner 35-yard pass from Bryant	3	6:50	3	71	1:02
Coe 26-yard field goal	3	4:44	4	-5	1:54
Taylor 15-yard pass from Bryant	4	5:49	9	75	3:37

## SEPT. 10 KENNESAW STATE

## SCORING PLAY

	QTR	CLOCK	PLAYS	YDS	TIME
Whyte 17-yard pass from Bryant	1	5:35	5	42	1:31
L. Taylor 9-yard pass from Bryant	2	12:59	11	71	4:27
Scott 21-yard pass from Bryant	2	9:59	4	34	1:12
J. Taylor 23-yard fumble return	3	14:15	--	--	--
McClelland 5-yard rush	3	7:50	10	68	4:15
Hicks 45-yard interception return	3	4:34	--	--	--
Kiner 12-yard rush	4	14:11	6	77	1:31
Prater 44-yard rush	4	7:44	4	88	1:42
M. Montgomery 76-yard rush	4	3:36	1	76	0:11

## SEPT. 17 MIAMI (OH)

## SCORING PLAY

	QTR	CLOCK	PLAYS	YDS	TIME
--	-----	-------	-------	-----	------

## SEPT. 24 INDIANA

## SCORING PLAY

	QTR	CLOCK	PLAYS	YDS	TIME
--	-----	-------	-------	-----	------

## OCT. 1 TULSA

## SCORING PLAY

	QTR	CLOCK	PLAYS	YDS	TIME
--	-----	-------	-------	-----	------

## OCT. 8 USF

## SCORING PLAY

	QTR	CLOCK	PLAYS	YDS	TIME
--	-----	-------	-------	-----	------

## OCT. 22 SMU

## SCORING PLAY

	QTR	CLOCK	PLAYS	YDS	TIME
--	-----	-------	-------	-----	------

## OCT. 29 UCF

## SCORING PLAY

	QTR	CLOCK	PLAYS	YDS	TIME
--	-----	-------	-------	-----	------

## NOV. 5 NAVY

## SCORING PLAY

	QTR	CLOCK	PLAYS	YDS	TIME
--	-----	-------	-------	-----	------

## NOV. 11 EAST CAROLINA

## SCORING PLAY

	QTR	CLOCK	PLAYS	YDS	TIME
--	-----	-------	-------	-----	------

## NOV. 19 TEMPLE

## SCORING PLAY

	QTR	CLOCK	PLAYS	YDS	TIME
--	-----	-------	-------	-----	------

## NOV. 26 TULANE

## SCORING PLAY

	QTR	CLOCK	PLAYS	YDS	TIME
--	-----	-------	-------	-----	------

## LONG PLAYS (20-YARDS OR MORE)

YDS.	TYPE	PLAYER(S)	OPP.
76*	Rush	M. Montgomery	Kennesaw State
45*	INT	Hicks	Kennesaw State
44*	Rush	Prater	Kennesaw State
35*	Pass	Mardner from Bryant	Arkansas
35	Rush	McClelland	Arkansas
32	Pass	Metayer from Prater	Kennesaw State
30	Pass	Pauling from Bryant	Kennesaw State
30	Pass	Scott from Bryant	Arkansas
30	Pass	McClelland from Bryant	Arkansas
28	Pass	Thompson from Bryant	Arkansas
26	Pass	Thompson from Prater	Kennesaw State
25	Pass	Tucker from Bryant	Arkansas
23	Pass	Scott from Bryant	Arkansas
23*	Fumble	J. Taylor	Kennesaw State
21*	Pass	Scott from Bryant	Kennesaw State
21	Pass	Scott from Bryant	Kennesaw State

\* touchdown scored on play

# 2022 CINCINNATI FOOTBALL

## SITUATIONAL RECORD

	2022	2021	2020	2019	2018	2017	2016	2015	2014	2013	2012	2011	2010	2009	2008	2007	SINCE '07
Overall	1-1	13-1	9-1	11-3	11-2	4-8	4-8	7-6	9-4	9-4	10-3	10-3	4-8	12-1	11-3	10-3	135-59
Conference Games	0-0	8-0	6-0	7-1	6-2	2-6	3-4	4-4	7-1	6-2	5-2	5-2	4-3	7-0	6-1	4-3	76-36
When playing at home	1-0	7-0	7-0	6-0	6-0	2-4	3-4	5-1	5-1	5-1	6-1	5-1	3-4	6-0	6-0	4-2	77-19
When playing on road	0-1	6-0	2-0	4-3	4-2	2-4	1-4	2-4	4-2	4-2	2-2	4-2	1-4	6-0	5-2	5-1	52-33
At Neutral Sites	0-0	0-1	0-1	1-0	1-0	0-0	0-0	0-1	0-1	0-1	2-0	1-0	0-0	0-1	0-1	1-0	6-7
When playing on natural grass	0-1	2-0	1-0	2-0	2-2	0-2	1-3	1-2	2-1	1-2	4-0	2-1	0-3	2-0	0-3	3-1	23-21
When playing on artificial turf	1-0	11-1	8-1	9-3	9-0	4-6	3-5	6-4	7-3	8-2	6-3	8-2	4-5	10-1	11-0	7-2	110-38
When playing during the day	1-1	11-1	6-1	6-3	7-1	2-4	2-4	4-2	3-2	6-2	4-1	7-3	1-4	8-0	3-2	4-1	74-32
When playing at night	0-0	2-0	3-0	5-0	4-1	2-4	2-4	3-4	6-2	3-2	6-2	3-0	3-4	4-1	8-1	6-2	61-27
When scoring first	1-0	7-0	7-1	8-1	6-1	3-1	2-3	3-2	7-3	7-0	8-1	6-2	3-3	9-0	10-2	6-2	91-22
When opponent scores first	0-1	6-1	2-0	3-2	5-1	1-7	2-5	4-4	2-1	2-4	2-2	4-1	1-5	3-1	1-1	4-1	42-37
When leading after first quarter	1-0	7-0	6-0	7-0	4-0	0-0	2-1	6-1	6-0	3-0	8-1	5-0	3-2	8-0	9-1	8-2	81-8
When trailing after first quarter	0-1	2-1	2-0	3-3	4-2	3-8	2-5	1-5	1-3	3-4	2-2	3-1	0-5	2-1	1-1	1-0	30-42
When tied after first quarter	0-0	4-0	1-1	1-0	3-0	1-0	0-2	0-0	2-1	3-0	0-0	2-2	1-1	2-0	1-1	1-1	22-9
When leading at halftime	1-0	11-0	9-1	8-1	7-0	2-0	2-2	6-2	9-0	8-0	8-1	7-0	3-0	10-0	9-1	9-1	107-9
When trailing at halftime	0-1	1-1	0-0	3-2	2-1	2-8	1-6	1-3	0-4	0-4	2-2	2-3	1-7	1-1	2-2	1-1	19-46
When tied at halftime	0-0	1-0	0-0	0-0	2-1	0-0	1-0	0-1	0-0	1-0	0-0	1-0	0-1	1-0	0-0	0-1	7-4
When leading after three quarters	1-0	12-0	8-1	9-1	8-1	2-0	3-1	6-2	9-0	8-1	10-1	6-0	4-0	11-0	10-0	10-0	115-8
When trailing after three quarters	0-1	1-1	1-0	2-2	2-1	2-8	1-7	0-4	0-4	0-3	0-2	2-2	0-8	1-1	1-3	0-2	13-49
When tied after three quarters	0-0	0-0	0-0	0-0	1-0	0-0	0-0	1-0	0-0	1-0	0-0	2-1	0-0	0-0	0-0	0-1	5-2
In overtime	0-0	0-0	0-0	0-0	1-1	0-1	0-1	0-0	0-0	0-1	0-1	0-0	0-0	0-0	1-0	0-0	2-5
When UC has more rushing yards	1-0	9-0	7-1	10-1	10-2	2-3	2-0	7-0	5-0	9-0	9-2	9-2	3-1	8-0	8-0	8-1	104-13
When opponent has more rushing yards	0-1	4-1	2-0	1-2	1-0	2-5	2-8	0-6	4-4	0-4	1-1	1-1	1-6	4-1	3-3	2-2	28-45
When UC rushes for 150 or more yards	1-0	6-0	7-0	8-2	10-2	1-2	3-0	7-0	6-0	6-1	8-2	6-2	4-2	4-0	2-0	4-0	81-13
When UC rushes for 200 or more yards	1-0	6-0	5-0	6-1	7-2	1-1	1-0	5-0	4-0	3-0	7-1	3-0	3-0	3-0	2-0	3-0	60-5
When UC holds opponent to < than 100 rushing yards	0-0	5-0	4-1	4-0	6-1	1-0	1-0	2-0	4-0	7-0	3-0	5-1	3-3	3-0	6-0	8-1	61-7
When UC holds opponent to < than 150 rushing yards	1-0	7-0	5-1	9-0	9-2	2-3	2-0	4-0	5-0	8-1	6-1	8-2	3-4	4-0	7-0	8-1	107-15
When UC has more passing yards	1-1	10-0	5-0	6-0	7-0	3-1	3-5	5-5	6-3	8-3	4-2	1-0	1-4	11-0	8-2	5-2	81-28
When opponent has more passing yards	0-0	3-1	4-1	6-3	4-2	1-7	1-3	2-1	2-1	1-1	5-1	9-3	3-5	1-1	3-1	5-1	50-32
When UC passes for 200 or more yards	1-1	10-0	6-1	4-2	6-0	2-4	4-5	7-5	7-4	8-3	8-2	6-2	3-4	5-0	4-2	10-2	89-36
When UC passes for 300 or more yards	0-1	2-0	2-0	0-0	4-0	0-1	1-2	4-3	4-3	5-2	2-0	1-0	1-3	7-0	3-0	3-2	39-17
When UC holds opponent to < than 200 passing yards	1-0	8-1	4-0	5-0	7-0	1-2	1-4	3-3	3-1	5-2	3-2	2-1	1-4	6-0	5-2	3-2	57-24
When UC holds opponent to < than 150 passing yards	1-0	8-0	2-0	4-0	4-0	1-1	1-2	3-2	1-1	3-1	1-1	1-0	0-1	2-0	2-0	1-1	35-10
When UC holds opponent to < than 100 passing yards	0-0	2-0	2-0	2-0	1-0	1-1	0-0	0-1	1-0	2-0	0-0	1-0	0-0	0-0	1-0	1-0	14-2
When UC has more total yards	1-0	10-0	9-0	5-1	8-0	2-1	4-1	7-3	7-1	9-2	7-1	7-0	4-4	10-0	10-0	7-1	118-15
When opponent has more total yards	0-1	3-1	0-1	6-2	1-2	2-7	0-7	0-3	2-3	0-2	3-2	3-2	0-4	2-1	1-3	3-2	26-43
When UC has 300 or more yards	1-1	12-0	9-1	9-2	8-2	3-6	4-5	7-5	8-4	9-4	10-3	10-2	4-4	12-0	11-1	9-3	126-43
When UC has 400 or more yards	1-1	7-0	5-0	6-2	9-0	1-3	3-1	7-4	7-3	8-2	7-1	3-1	3-2	10-0	4-0	8-2	89-22
When UC has 500 or more yards	1-0	4-0	6-0	2-0	3-0	0-0	2-1	5-3	5-0	4-0	1-0	3-0	2-1	3-0	1-0	3-0	42-5
When UC has 600 or more yards	0-0	0-0	1-0	0-0	3-0	0-0	0-0	3-1	0-0	2-0	0-0	0-0	2-0	1-0	0-0	1-0	13-1
When UC has 700 or more yards	0-0	0-0	0-0	0-0	1-0	0-0	0-0	1-1	0-0	0-0	0-0	0-0	0-0	1-0	0-0	0-0	3-1
When UC has more first downs	1-1	8-0	6-0	6-0	9-2	2-0	2-1	7-2	6-2	9-1	5-1	7-0	4-3	7-0	6-1	7-1	90-15
When opponent has more first downs	0-0	4-1	3-1	5-3	2-1	2-7	2-7	0-2	1-2	0-3	5-2	3-3	0-5	5-1	3-2	3-2	38-41
When first downs are equal	0-0	1-0	0-0	0-0	0-0	0-1	0-0	0-2	2-0	0-0	0-0	0-0	0-0	0-0	2-0	0-0	5-3
When UC forces more turnovers	1-0	9-1	3-1	5-0	5-0	1-1	2-2	1-1	7-1	4-0	8-0	6-1	1-0	8-0	2-0	8-0	70-8
In games decided by < than three points	0-0	0-0	2-1	4-0	0-0	2-1	0-1	1-1	0-0	1-0	1-1	2-1	0-1	3-0	3-0	1-0	20-7
In games decided by < than seven points	0-1	0-0	2-1	4-1	3-1	3-0	1-1	2-2	2-0	2-2	1-3	3-1	0-1	0-0	5-0	2-3	30-17
In black jerseys	1-0	5-0	5-0	5-0	6-0	2-4	1-4	4-0	3-2	2-2	6-3	5-0	3-2	3-0	6-1	5-2	63-20
In white jerseys	0-1	5-1	3-0	4-3	5-2	2-4	2-3	2-5	5-2	4-2	4-0	5-2	1-4	7-1	4-2	5-1	55-32
In red jerseys	0-0	3-0	1-1	2-0	0-0	0-0	1-1	1-1	1-0	3-0	1-0	0-1	0-2	2-0	1-0	0-0	16-6

THE LAST TIME

SCORING

Scored 30 or more points	63 vs. Kennesaw State (09/10/22)
Scored 40 or more points	63 vs. Kennesaw State (09/10/22)
Scored 50 or more points	63 vs. Kennesaw State (09/10/22)
Scored 60 or more points	63 vs. Kennesaw State (09/10/22)
Scored 70 or more points	72 vs. Austin Peay (09/03/11)

TOTAL OFFENSE

Had more than 400 total yards	525 vs. Kennesaw State (09/10/22)
Had more than 450 total yards	525 vs. Kennesaw State (09/10/22)
Had more than 500 total yards	525 vs. Kennesaw State (09/10/22)
Had more than 550 total yards	653 vs. ECU (11/13/20)
Had more than 600 total yards	653 vs. ECU (11/13/20)
Had more than 650 total yards	653 vs. ECU (11/13/20)
Had more than 700 total yards	741 vs. Alabama A&M (09/15/18)

RUSHING OFFENSE

Rushed for 150 or more yards	232 vs. Kennesaw State (09/10/22)
Rushed for 200 or more yards	232 vs. Kennesaw State (09/10/22)
Rushed for 250 or more yards	232 vs. Kennesaw State (09/10/22)
Rushed for 300 or more yards	349 vs. UCF (10/14/21)
Rushed for 350 or more yards	409 vs. Alabama A&M (09/15/18)
Rushed for 400 or more yards	409 vs. Alabama A&M (09/15/18)

PASSING OFFENSE

Passed for 250 or more yards	293 vs. Kennesaw State (09/10/22)
Passed for 300 or more yards	325 at Arkansas (9/03/22)
Passed for 350 or more yards	354 vs. ECU (11/13/20)
Passed for 400 or more yards	400 @ Tulsa (11/25/16)
Passed for 450 or more yards	523 @ Houston (11/07/15)
Passed for 500 or more yards	523 @ Houston (11/07/15)
Passed for 600 or more yards	620 @ Memphis (09/24/15)

SCORING DEFENSE

Allowed 0 points	0 vs. Navy (11/03/18)
Allowed 3 or fewer points	3 vs. Temple (10/08/21)
Allowed 7 or fewer points	3 vs. Temple (10/08/21)
Allowed 10 or fewer points	10 vs. Kennesaw State (09/10/22)
Allowed 14 or fewer points	10 vs. Kennesaw State (09/10/22)

TOTAL DEFENSE

Allowed fewer than 75 total yards	53 vs. Kansas (09/20/97)
Allowed fewer than 100 total yards	87 @ Miami OH (09/21/13)
Allowed fewer than 125 total yards	87 @ Miami OH (09/21/13)
Allowed fewer than 150 total yards	129 @ UConn (11/22/14)
Allowed fewer than 175 total yards	164 vs. Boston College (01/02/20)
Allowed fewer than 200 total yards	199 vs. SMU (11/20/21)
Allowed fewer than 225 total yards	199 vs. SMU (11/20/21)
Allowed fewer than 250 total yards	199 vs. SMU (11/20/21)

RUSHING DEFENSE

Allowed 0 or fewer yards	-3 @ Miami OH (10/01/11)
Allowed 25 or fewer yards	5 vs. Memphis (10/31/20)
Allowed 50 or fewer yards	5 vs. Memphis (10/31/20)
Allowed 75 or fewer yards	54 at East Carolina (11/26/21)
Allowed 100 or fewer yards	86 vs. Houston (12/04/21)

PASSING DEFENSE

Allowed 0 passing yards	-1 vs. Xavier (10/09/71)
Allowed 50 or fewer yards	47 vs. Navy (11/03/18)
Allowed 100 or fewer yards	66 vs. SMU (11/20/21)
Allowed 150 or fewer yards	111 vs. Kennesaw State (09/10/22)
Allowed 175 or fewer yards	111 vs. Kennesaw State (09/10/22)
Allowed 200 or fewer yards	111 vs. Kennesaw State (09/10/22)

SPECIAL SITUATIONS

Scored on the first play from scrimmage	Scott 53-yard pass from Ridder vs. SMU (11/20/21)
Had a game-winning field goal	Cole Smith, 34 yards vs. Tulsa (12/19/20)
Kicked a 50-yard field goal	Alex Bales, 52 yards at Navy (10/23/21)
UC shutout its opponent	vs. Navy (11/03/18, W, 42-0)
UC was shutout	@ No. 5 Ohio State (09/07/19, L 42-0)
Converted a 2-point play	Leonard Taylor from Desmond Ridder at Indiana (09/18/21)
A player score a pass, rush and rec. TD in same game	Desmond Ridder vs SMU (11/20/21)

INDIVIDUAL RUSHING

Had a player rush for 100 or more yards	104 by Myles Montgomery vs. Kennesaw State (09/10/22)
Had a player rush for 150 or more yards	187 by Jerome Ford vs. Houston (12/04/21)
Had a player rush for 200 or more yards	212 by Mike Boone vs. USF (10/24/14)
Had a player rush for 225 or more yards	238 by Richard Hall vs. Miami OH (09/11/04)
Had two players rush for 100 or more yards	184 (Doaks) & 103 (Ridder) vs. Houston (11/07/20)
Had a player rush for 2 or more TDs	2 by Jerome Ford vs. Houston (12/04/21)
Had a player rush for 3 or more TDs	4 by Jerome Ford vs. UCF (10/14/21)
Had a player rush for 4 or more TDs	4 by Jerome Ford vs. UCF (10/14/21)
Had a player rush for 5 or more TDs	6 by Ike Stewart vs. Transylvania (10/05/1912)

INDIVIDUAL PASSING

Had a player pass for 200 or more yards	201 by Ben Bryant vs. Kennesaw State (09/10/22)
Had a player pass for 250 or more yards	325 by Ben Bryant at Arkansas (9/03/22)
Had a player pass for 300 or more yards	325 by Ben Bryant at Arkansas (9/03/22)
Had a player pass for 350 or more yards	352 by Desmond Ridder @ SMU (10/27/18)
Had a player pass for 400 or more yards	523 by Gunner Kiel @ Houston (11/07/15)
Had a player pass for 450 or more yards	523 by Gunner Kiel @ Houston (11/07/15)
Had a player pass for 500 or more yards	523 by Gunner Kiel @ Houston (11/07/15)
Had a player pass for 2 or more TDs	3 by Ben Bryant vs. Kennesaw State (09/10/22)
Had a player pass for 3 or more TDs	3 by Ben Bryant vs. Kennesaw State (09/10/22)
Had a player pass for 4 or more TDs	4 by Desmond Ridder vs. Miami OH (09/04/21)
Had a player pass for 5 or more TDs	5 by Gunner Kiel vs. UCF (10/31/15)
Had a player pass for 6 or more TDs	6 by Gunner Kiel vs. Toledo (09/12/14)
Had a player complete 20 passes	26 by Ben Bryant at Arkansas (9/03/22)
Had a player complete 30 passes	31 by Desmond Ridder at South Florida (11/12/21)
Had a player complete 35 passes	35 by Deontey Kenner @ Southern Miss (10/23/99)
Had a player complete 10 straight passes	17 by Desmond Ridder vs. Ohio (09/22/18)/@ UConn (09/29/18)
Had a player throw 30 passes	43 by Ben Bryant at Arkansas (9/03/22)
Had a player throw 35 passes	43 by Ben Bryant at Arkansas (9/03/22)
Had a player throw 40 passes	43 by Ben Bryant at Arkansas (9/03/22)
Had a player throw 45 passes	50 by Desmond Ridder @ SMU (10/27/18)
Had a player throw 50 passes	50 by Desmond Ridder @ SMU (10/27/18)

INDIVIDUAL RECEIVING

Had a player with 10 or more receptions in a game	12 by Kahlil Lewis @ SMU (10/27/18)
Had a player with 11 or more receptions in a game	12 by Kahlil Lewis @ SMU (10/27/18)
Had a player with 12 or more receptions in a game	12 by Kahlil Lewis @ SMU (10/27/18)
Had a player with 13 or more receptions in a game	15 by Shaq Washington @ ECU (11/28/15)
Had a player with 14 or more receptions in a game	15 by Shaq Washington @ ECU (11/28/15)
Had a player with 15 or more receptions in a game	15 by Shaq Washington @ ECU (11/28/15)
Had a player receive 100 or more yards	136 by Alec Pierce at East Carolina (11/26/21)
Had a player receive 150 or more yards	203 by Kahlil Lewis vs. ECU (11/23/18)
Had a player receive 200 or more yards	203 by Kahlil Lewis vs. ECU (11/23/18)
Had a player receive 250 or more yards	254 by Tom Rossley vs. Louisville (11/09/68)
Had a player receive for 2 or more TDs	2 by Alec Pierce vs. SMU (11/20/21)
Had a player receive for 3 or more TDs	3 by Kahlil Lewis vs. ECU (11/23/18)

GAMES AGAINST RANKED TEAMS

Beat a top 25 team	No. 16 Houston, 35-20 (12/04/21)
Beat a top 10 team	@ No. 9 Notre Dame, 24-13 (10/02/21)
Beat a ranked opponent @ home	No. 16 Houston, 35-20 (12/04/21)
Beat a ranked opponent on the road	@ No. 9 Notre Dame, 24-13 (10/02/21)
Beat a ranked opponent @ a neutral site	vs. No. 25 vs. Virginia Tech (FedEx Field/09/29/12)
Beat back-to-back ranked opponents	10/30/08-11/08/08 #24 USF & @ #20 West Virginia
Lost to a ranked opponent @ home	No. 25 UCF, 51-23 (10/07/17)

RETURNS/SPECIAL TEAMS/DEFENSE

Returned a KO for a TD	Tre Tucker, 99 yards at Indiana (09/18/21)
Returned a Punt for a TD	Mardy Gilyard, 53 yards (9/12/09 vs. SEMO)
Had Two Interceptions	2 by Coby Bryant vs. USF (10/03/20)
Had Three Interceptions	3 by Mike Tyson @ Purdue (09/10/16)
Recorded a Safety	@ UCLA (09/01/18)
Returned an INT for a TD	JaVon Hicks, 45 yards vs. Kennesaw State (09/10/22)
Returned 2 INTs for TDs	D. Battle-30 yards & C. Cheatham-53 yards vs. Akron (9/17/11)
Recovered a fumble in endzone for a TD	Josiah Deguara @ Marshall (09/28/19)
Returned a fumble for a TD	Jabari Taylor vs. Kennesaw State (09/10/21)
Executed a successful onside kick	Kick by Miliano/Recovered by Morrison @ Rutgers (11/16/13)
Blocked a FG	Deshawn Pace on a 49-yard field goal vs. Kennesaw State (09/10/22)
Blocked a PAT	Lorenz Metz vs. Temple (11/23/19 - fourth quarter)
Returned a blocked PAT for 2 points	Coby Bryant, 98 yards vs. Temple (11/23/19)
Blocked a punt	Ryan Royer at East Carolina (11/26/21)



## SINGLE-GAME TEAM OFFENSE

Most Points	124 vs. Transylvania (1912)
Most Touchdowns	14 vs. Transylvania (1912)
Most Rushing Attempts	83 vs. Louisiana-Monroe (1977)
Most Rushing Yards	464 vs. Case-Western Reserve (1953)
	464 vs. Virginia Military Institute (1953)
Most Rushing Touchdowns	14 vs. Transylvania (1912)
Most Passing Attempts	64 at Memphis (2015)
Most Passes Completed	38 at Memphis (2015)
Most Passing Yards	620 at Memphis (2015)
Most Interceptions Thrown	6 vs. Xavier (1972)
Most Touchdown Passes	6 vs. Toledo (2014); vs. Illinois (2009)
Most Offensive Plays	100 at Memphis (2015)
Most Yards Total Offense	752 at Memphis (2015)
Most First Downs	38 at Memphis (2015); 38 vs. Austin Peay (2018)
Most Fumbles	15 vs. Louisville (1970)
Most Fumbles Lost	7 vs. Virginia Military Institute (1951)
Most Turnovers	9 vs. Xavier (1955)
	9 vs. Hardin-Simmons (1955)
	9 vs. Virginia Military Institute (1951)
Most Penalties	18 vs. Kansas State (1951)
Most Penalty Yards	176 vs. Louisville (1968)
Most Punts	13 vs. Pittsburgh (1981)
	13 vs. Mississippi State (1948)
Most Punting Yards	510 vs. Louisville (1996)
Most Punt Return Yards	177 vs. Ohio (1949)
Most Kickoff Return Yards	295 vs. Memphis (1971)
Fewest Rushing Attempts	15 vs. Illinois (2009)
Fewest Rushing Yards	-23 vs. Rutgers (2005)
Fewest Passes Completed	0 vs. Dayton (1970)
Fewest Passing Yards	0 vs. Dayton (1970)
Fewest Yards Total Offense	46 vs. North Texas State (1959)
Fewest First Downs	3 vs. West Virginia (1989)
Fewest Penalties	1 five times
	vs. Rutgers (1994), vs. Louisville (1966), vs. Memphis (1966), vs. Army (1963), vs. Hawaii (1954)
Fewest Yards Penalized	4 vs. Memphis (1966)
Fewest Punts	0 vs. Miami (OH) (2008)
	0 vs. Memphis (1998)
	0 vs. Miami (OH) (1954)

## SINGLE-GAME TEAM DEFENSE

Fewest Rushing Attempts Allowed	17 vs. Dayton (1961)
Fewest Rushing Yards Allowed	-46 vs. Kansas (1997)
Fewest Passing Attempts	1 vs. Boston College (1964)
Fewest Pass Completions Allowed	0 six times
	vs. Louisville (1974), vs. Ohio (1973), vs. Boston College (1964), vs. Indiana (1963), vs. Ohio (1949)
Fewest Passing Yards Allowed	-1 vs. Xavier (1971)
Fewest Yards Total Offense Allowed	18 vs. Louisiana-Lafayette (1973)
Most Points Allowed	81 vs. Penn State (1991)
Most Rushing Attempts Allowed	86 vs. West Virginia (1969)
Most Rushing Yards Allowed	539 vs. Northern Illinois (1989)
Most Passing Attempts Allowed	67 vs. Louisville (1997)
Most Pass Completions Allowed	37 vs. East Carolina (1997)
Most Passing Yards Allowed	482 vs. Florida (2010)
Most Yards Total Defense Allowed	742 vs. Louisville (1998)
Most Passes Intercepted	7 vs. Kansas State (1951)
Most Interception Return Yards	162 vs. Dayton (1956)
Most Turnovers Forced	8 vs. Rice (1974)

## SINGLE-GAME INDIVIDUAL OFFENSE

Rushing Attempts	45 by Steve Cowan vs. Ohio (1970)
Rushing Yards	306 by Bob Hynes vs. Case Western Reserve (1923)
Yards Per Rush	29.5 by Mike Boone at Miami (OH) (4 carries, 118 yards) (2015)
Rushing Touchdowns	6 by Ike Stewart vs. Transylvania (1912)
	6 by Bob Heuck vs. Transylvania (1912)
Passing Attempts	59 by Deontey Kenner vs. Southern Miss (1999)
Passing Completions	35 by Deontey Kenner vs. Southern Miss (1999)
	35 by Greg Cook vs. Ohio (1968)
Passing Yards	557 by Hayden Moore at Memphis (2015)
Passing Touchdowns	6 by Gunner Kiel (2014); by Tony Pike vs. Illinois (2009)
Interceptions Thrown	6 by Mike Shoemaker vs. Xavier (1972)
Receptions	15 by Shaq Washington at East Carolina (2015)
Receiving Yards	254 by Tom Rossley vs. Louisville (1968)
Yards Per Reception	73.7 by Chris Moore at Ohio State (3 receptions, 221 yards) (2014)
Receiving Touchdowns	3 by eight players, last by Chris Moore at Ohio State (2014)
All-Purpose Yards (Rsh., Rec. and Ret.)	381 by Mardy Gilyard at Pittsburgh (2009)
Total Yards	564 by Hayden Moore at Memphis (2015)
Total Points	51 by Ike Stewart vs. Transylvania (1912)
Touchdowns	8 by Ike Stewart vs. Transylvania (1912)
Extra Points Made	12 by Alonzo Weiss vs. Transylvania (1912)
Field Goals Made	4 by 10 players, last by Andrew Gantz at Memphis (2015)
Punts	13 by Phil Peckich at Pittsburgh (1981)
Punting Yards	510 by Steve Smith at Louisville (1996)
Punting Average	59.7 by Kevin Huber vs. Marshall (3 punts) (2007)
Kickoff Returns	8 by Mardy Gilyard at Pittsburgh (2009)
	8 by LaDaris Vann vs. East Carolina (1999)
Kickoff Return Yards	256 by Mardy Gilyard at Pittsburgh (2009)
Kickoff Returns For Touchdowns	1 by 20 players
	last by Mardy Gilyard at Pittsburgh (2009)
Punt Returns	7 by Mike Daniels vs. Western Carolina (2005)
	7 by Tinker Keck vs. Kansas (1997)
	7 by Charley Bland vs. Villanova (1973)
Punt Return Yards	161 by Gene Gibson vs. Ohio (1949)
Punt Return Touchdowns	2 by Tinker Keck vs. Louisville (1997)
	2 by Gene Gibson vs. Ohio (1949)

## SINGLE-GAME INDIVIDUAL DEFENSE

Total Tackles	19 by Greg Blair at Louisville (10/26/12) *
	Frank Callicott vs. UAB (11/30/02) *
	Jeff Luc vs. Miami (Ohio) (9/20/14) *
Tackles For A Loss	5.5 by Brandon Mills vs. Rutgers (11/20/10) *
Sacks	4.0 by Alex Daniels at Miami (Ohio) (10/3/09) *
	Antwan Peek vs. Louisiana-Monroe (12/1/01) *
Forced Fumbles	3 by Antwan Peek vs. Louisiana Monroe (12/1/01) *
Fumble Recoveries	2 by Willis Edwards vs. Memphis (10/26/02) *
	Ivan Fields at Memphis (11/11/00) *
	Jeff Luc vs. USF (10/14/14) *
	Wes Richardson at NC State (9/16/10) *
Pass Break Ups	4 by Zach Norton vs. Louisville (10/27/01) *
Interceptions	4 by Bob Hynes vs. Ohio Northern (1923)
Interception Return Yards	123 by Shawn Ferguson vs. Memphis (1998)
Interception Returns for Touchdowns	2 by Shawn Ferguson vs. Memphis (1998)
Blocked Kicks	2 by Connor Barwin at Marshall (10/3/08) *
	Antwan Peek vs. Miami (10/28/00) *

\* - Since 2000

@Arkansas  
SEPTEMBER 3, 2022  
FAYETTEVILLE, ARKANSAS



	1	2	3	4	F
Cincinnati	0	0	17	7	24
Arkansas	7	7	10	7	31

## SCORING PLAYS

1st	06:18	ARK	Jefferson 15-yd rush [C.Little kick]
			3-29 0:55, CIN 0 - ARK 7
2nd	00:17	ARK	Knox 5-yd pass from Jefferson [C.Little kick]
			7-70 0:57, CIN 0 - ARK 14
3rd	10:59	CIN	Kiner 5-yd rush [R.Coe kick]
			12-75 4:01, CIN 7 - ARK 14
3rd	08:00	ARK	Haselwood 19-yd pass from Jefferson [C.Little kick]
			8-75, 02:59, CIN 7 - ARK 21
3rd	06:50	CIN	Mardner 35-yd pass from Bryant [R.Coe kick]
			3-71 01:02, CIN 14 - ARK 21
3rd	04:44	CIN	R.Coe 26-yd FG
			4-5 1:54, CIN 17 - ARK 21
3rd	01:28	ARK	C.Little 32-yd FG
			11-61, 03:16, CIN 17 - ARK 24
4th	09:26	ARK	Knox 32-yd pass from Jefferson [C.Little kick]
			2-49 0:26, CIN 17 - ARK 31
4th	05:49	CIN	Taylor 15-yd pass from Bryant [R.Coe kick]
			9-75, 03:37, CIN 24 - ARK 31

	CIN	ARK
FIRST DOWNS .....	24	23
RUSHES-YARDS (NET) .....	31-146	45-224
PASSING YDS (NET) .....	325	223
Passes Att-Comp-Int .....	26-43-1	18-26-0
TOTAL OFFENSE PLAYS-YARDS .....	74-438	71-447
Fumble Returns-Yards .....	0-0	1-2
Punt Returns-Yards .....	2-37	1-3
Kickoff Returns-Yards .....	1-29	1-16
Interception Returns-Yards .....	0-0	1-51
Punts (Number-Avg) .....	4-185	6-231
Fumbles-Lost .....	2-1	3-1
Penalties-Yards .....	10-65	7-63
Possession Time .....	31:24	28:36
Third-Down Conversions .....	8 of 16	8 of 16
Fourth-Down Conversions .....	1 of 1	0 of 0
Red-Zone Scores-Chances .....	3-4	4-4
Sacks By: Number-Yards .....	2-19	3-28

**RUSHING:** Cincinnati- KINER, Corey 12-59; MCCLELLAND, Charles 5-44; PRATER, Evan 1-8; TUCKER, Tre 1-8; MONTGOMERY, Ryan 4-7; MONTGOMERY, Myles 3-4; BRYANT, Ben 5-(-17)

Arkansas- SANDERS, Raheim 20-117; JEFFERSON, K.J. 18-62; GREEN, AJ 3-18; DUBINION, Rashod 2-16; HORNSBY, Malik 1-13; HASELWOOD, Jadon 1-(-2)

**PASSING:** Cincinnati- BRYANT, Ben 26-43-1-325. Arkansas- JEFFERSON, K.J. 18-26-0-223

**RECEIVING:** Cincinnati- SCOTT, Tyler 5-77; WHYLE, Josh 5-38; TUCKER, Tre 4-66; MCCLELLAND, Charles 4-42; TAYLOR, Leonard 3-20; PAULING, Will 3-19; MARDNER, Nick 2-35; THOMPSON, Jadon 1-28  
Arkansas- KNOX, Trey 6-75; LANDERS, Matt 3-43; HASELWOOD, Jadon 3-42; SANDERS, Raheim 3-12; THOMPSON, Warren 2-22; DUBINION, Rashod 1-29

vs Kennesaw State  
SEPTEMBER 10, 2022  
CINCINNATI, OHIO



	1	2	3	4	F
Cincinnati	0	3	0	7	10
Kennesaw State	7	14	21	21	63

## SCORING PLAYS

1st	5:35	CIN	Whyle 17-yd pass from Bryant [R.Coe kick]
			5-42 1:31, CIN 7 - KSU 0
2nd	12:59	CIN	Taylor 9-yd pass from Bryant [R.Coe kick]
			11-71, 4:27, CIN 14 - KSU 0
2nd	9:59	CIN	Scott 21-yd pass from Bryant [R.Coe kick]
			4-34, 1:12, CIN 21 - KSU 0
2nd	4:20	KSU	Robertson 30-yd FG
			4-7, 1:43, CIN 21 - KSU 3
3rd	14:15	CIN	J. Taylor 23-yd fumble return [R.Coe kick]
			--, --, CIN 28 - KSU 3
3rd	7:50	CIN	McClelland 5-yd rush [R.Coe kick]
			10-68, 4:15, CIN 35 - KSU 3
3rd	4:34	CIN	Hicks 45-yd INT return [R.Coe kick]
			--, --, CIN 42 - KSU 3
4th	14:11	CIN	Kiner 12-yd rush [R.Coe kick]
			6-77, 1:31, CIN 49 - KSU 3
4th	9:26	KSU	Daniels 4-yd rush [Robertson kick]
			10-75, 4:45, CIN 49 - KSU 10
4th	7:44	CIN	Prater 44-yd rush [R.Coe kick]
			4-88, 1:42, CIN 56 - KSU 10
4th	3:36	CIN	M. Montgomery 76-yd rush [R.Coe kick]
			1-76, 0:11, CIN 63 - KSU 10

	KSU	CIN
FIRST DOWNS .....	15	24
RUSHES-YARDS (NET) .....	61-142	30-232
PASSING YDS (NET) .....	111	293
Passes Att-Comp-Int .....	7-15-1	21-25-0
TOTAL OFFENSE PLAYS-YARDS .....	76-253	55-525
Fumble Returns-Yards .....	0-0	1-23
Punt Returns-Yards .....	0-0	0-0
Kickoff Returns-Yards .....	0-0	3-35
Interception Returns-Yards .....	0-0	1-45
Punts (Number-Avg) .....	6-129	2-102
Fumbles-Lost .....	3-1	2-1
Penalties-Yards .....	0-0	10-90
Possession Time .....	38:08	21:52
Third-Down Conversions .....	8 of 20	5 of 8
Fourth-Down Conversions .....	0 of 2	0 of 0
Red-Zone Scores-Chances .....	2-2	4-4
Sacks By: Number-Yards .....	1-6	2-17

**RUSHING:** Cincinnati- Montgomery 5-104, McClelland 10-66, Prater 1-44, Kiner 7-40, Bryant 3-(-14).

Kennesaw- DANIELS 21-59, MURPHY 13-28, CLEMONS 6-17, SHEPHERD 7-14, HARDY 5-10, FOSTER 3-7, LAY 3-5, FARROW 1-4, LEDET 1-4, COUSIN 1-(-6)

**PASSING:** Cincinnati- BRYANT 17-20-201-3, Prater 4-5-0-92.  
Kennesaw- SHEPHERD 4-11-0-60, MURPHY 3-4-0-51.

**RECEIVING:** Cincinnati- THOMPSON 4-68, SCOTT 3-42, PAULING 3-41, WHYLE 3-36, METAYER 1-32, TAYLOR 2-20, SCOTT 1-15, MCCLELLAND 1-14, TUCKER 1-12, MARDNER 1-2, KINER 1-1.  
Kennesaw- COUSIN 4-71, BOHANNON 1-26, FOSTER 2-14.

## 2022 COMBINED STATISTICS

## Team Results

Date	Opponent		Score	Att.
09/03/2022	at Arkansas	L	24-31	74751
09/10/2022	Kennesaw St.	W	63-10	37014

## Game Records

Record	Overall	Home	Away	Neutral
ALL GAMES	1-1	1-0	0-1	0-0
CONFERENCE	0-0	0-0	0-0	0-0
NON-CONFERENCE	1-1	1-0	0-1	0-0

## Rushing

Player	gp	att	gain	loss	net	avg	td	lg	avg/g
Charles McClelland	2	15	112	2	110	7.3	1	35	55.0
Myles Montgomery	2	8	111	3	108	13.5	1	76	54.0
Corey Kiner	2	19	100	2	98	5.2	2	12	49.0
Evan Prater	2	2	52	0	52	26.0	1	44	26.0
Tre Tucker	2	1	8	0	8	8.0	0	8	4.0
Ryan Montgomery	1	4	9	2	7	1.8	0	5	7.0
Ben Bryant	2	8	14	45	-31	-3.9	0	6	-15.5
Team	2	4	0	7	-7	-1.8	0	0	-3.5
Total	2	61	406	61	345	5.7	5	76	172.5
Opponents	2	106	422	56	366	3.5	2	37	183.0

## Passing

Player	gp	effc	comp-att-int	pct	yds	td	lg	avg/g
Ben Bryant	2	162.4	42-62-1	67.7	526	5	35	263.0
Evan Prater	2	293.2	4-4-0	100.0	92	0	32	46.0
Total	2	170.3	46-66-1	69.7	618	5	35	309.0
Opponents	2	148.7	25-41-1	61.0	334	3	32	167.0

## Receiving

Player	gp	no.	yds	avg	td	lg	avg/g
Josh Whyte	2	8	74	9.3	1	17	37.0
Tyler Scott	2	7	119	17.0	1	30	59.5
Will Pauling	2	6	60	10.0	0	30	30.0
Leonard Taylor	2	5	40	8.0	2	15	20.0
Charles McClelland	2	5	56	11.2	0	30	28.0
Tre Tucker	2	5	78	15.6	0	25	39.0
Jadon Thompson	2	5	96	19.2	0	28	48.0
Nick Mardner	2	2	47	23.5	1	35	23.5
Chris Scott	2	1	15	15.0	0	15	7.5
Corey Kiner	2	1	1	1.0	0	1	0.5
Chamon Metayer	2	1	32	32.0	0	32	16.0
Total	2	46	618	13.4	5	35	309.0
Opponents	2	25	334	13.4	3	32	167.0

## Team Statistics

	UC	OPP
First Downs	48	38
Rushing	36	19
Passing	30	16
Penalty	2	3
Rushing Yardage	345	366
Rushing attempts	61	106
Average per rush	5.7	3.5
Average per game	172.5	183.0
TDs Rushing	5	2
Passing Yardage	618	334
Comp-Att-Int	46-66-1	25-41-1
Average per pass	9.4	8.1
Average per catch	13.4	13.4
Average per game	309.0	167.0
TDs Passing	5	3
Total offense	963	700
Average per play	7.6	4.8
Average per game	481.5	350.0
Kick returns: #-Yards	4-64	1-16
Punt returns: #-Yards	2-37	1-3
Int returns: #-Yards	1-0	1-51
Fumbles-Lost	4-2	6-3
Penalties-Yards	20-155	7-63
Punts-Avg	6-47.8	12-37.5
Time of possession / game	26:38	33:22
3rd-down conversion	13/24	16/36
4rd-down conversion	1/1	0/2
PAT-attempts	(12-12) 100%	(5-5) 100%
2-point conversion-attempts	(0-0) 0%	(0-0) 0%

## Interceptions

Player	no.	yds	avg	td	lg
Ja'von Hicks	1	0	0.0	0	0
Total	1	0	0.0	1	0
Opponents	1	51	51.0	0	51



## 2022 COMBINED STATISTICS

## Field Goals

Player	fg	pct.	01-19	20-29	30-39	40-49	50-99	lg	blk
Ryan Coe	1-3	33.3	0-0	1-2	0-0	0-1	0-0	26	0
Opponents	2-3	66.7	0-0	0-0	2-2	0-1	0-0	32	1

## Scoring

Player	td	fg	PAT					dxp	saf	pts
			kick	rush	rcv	pass				
Ryan Coe	-	1-3	12-12	-	-	-	-	-	-	15
Leonard Taylor	2	-	-	-	-	-	-	-	-	12
Corey Kiner	2	-	-	-	-	-	-	-	-	12
Jabari Taylor	1	-	-	-	-	-	-	-	-	6
Charles McClelland	1	-	-	-	-	-	-	-	-	6
Josh Whyte	1	-	-	-	-	-	-	-	-	6
Nick Mardner	1	-	-	-	-	-	-	-	-	6
Evan Prater	1	-	-	-	-	-	-	-	-	6
Tyler Scott	1	-	-	-	-	-	-	-	-	6
Myles Montgomery	1	-	-	-	-	-	-	-	-	6
Total	12	1-3	12-12	0	0	0	0	0	0	87
Opponents	5	2-3	5-5	0	0	0	0	0	0	41

## Score by Periods

Team	1st	2nd	3rd	4th	OT	TOT
Cincinnati	7	14	38	28	0	87
Opponents	7	10	10	14	0	41

## Punting

Player	no.	yds	avg	lg	tb	fc	20	50+	blk
Mason Fletcher	6	287	47.8	64	0	3	4	3	0
Total	6	287	47.8	64	0	3	4	3	0
Opponents	12	450	37.5	50	1	6	1	1	0

## Punt Returns

Player	no.	yds	avg	td	lg
Tre Tucker	2	37	18.5	0	30
Total	2	37	18.5	0	30
Opponents	1	3	3.0	0	3

## Kick Returns

Player	no.	yds	avg	td	lg
Tre Tucker	3	64	21.3	0	29
Tyler Scott	1	0	0.0	0	0
Total	4	64	16.0	0	29
Opponents	1	16	16.0	0	16

## All Purpose

Player	g	rush	rcv	pr	kr	lr	total	avg/g
Tre Tucker	2	8	78	37	64	0	187	93.5
Charles McClelland	2	110	56	0	0	0	166	83.0
Tyler Scott	2	0	119	0	0	0	119	59.5
Myles Montgomery	2	108	0	0	0	0	108	54.0
Corey Kiner	2	98	1	0	0	0	99	49.5
Jadon Thompson	2	0	96	0	0	0	96	48.0
Josh Whyte	2	0	74	0	0	0	74	37.0
Will Pauling	2	0	60	0	0	0	60	30.0
Evan Prater	2	52	0	0	0	0	52	26.0
Nick Mardner	2	0	47	0	0	0	47	23.5
Leonard Taylor	2	0	40	0	0	0	40	20.0
Chamon Metayer	2	0	32	0	0	0	32	16.0
Chris Scott	2	0	15	0	0	0	15	7.5
Ryan Montgomery	1	7	0	0	0	0	7	7.0
Ben Bryant	2	-31	0	0	0	0	-31	-15.5
Total	2	345	618	37	64	0	1064	532.0
Opponents	2	366	334	3	16	51	770	385.0

## Total Offense

Player	g	plays	rush	pass	total	avg/g
Ben Bryant	2	70	-31	526	495	247.5
Evan Prater	2	6	52	92	144	72.0
Charles McClelland	2	15	110	0	110	55.0
Myles Montgomery	2	8	108	0	108	54.0
Corey Kiner	2	19	98	0	98	49.0
Tre Tucker	2	1	8	0	8	4.0
Ryan Montgomery	1	4	7	0	7	7.0
Total	2	127	345	618	963	481.5
Opponents	2	147	366	334	700	350.0

## Team Defense

			Tackles				Sacks	Pass defense			Fumbles	blkd		
##	Player	gp	ua	a	tot	tfl/yds	no-yds	int-yds	brup	qbh	fr-yds	ff	kick	saf
0	Ivan Pace Jr.	2	11	12	23	4.5-16	1-6	.	.	.	.	1	.	.

## 2022 TEAM STATISTICS

## Team Statistics

	UC	OPP
<b>Scoring</b>	<b>87</b>	<b>41</b>
Points per game	43.5	20.5
Points Off Turnovers	17	10
<b>First Downs</b>	<b>48</b>	<b>38</b>
Rushing	16	19
Passing	30	16
Penalty	2	3
<b>Rushing Yardage</b>	<b>345</b>	<b>366</b>
Yards gained rushing	406	422
Yards lost rushing	61	56
Rushing attempts	61	106
Average per rush	5.7	3.5
Average per game	172.5	183.0
TDs Rushing	5	2
<b>Passing Yardage</b>	<b>618</b>	<b>334</b>
Comp-Att-Int	46-66-1	25-41-1
Average per pass	9.4	8.1
Average per catch	13.4	13.4
Average per game	309.0	167.0
TDs Passing	5	3
<b>Total offense</b>	<b>963</b>	<b>700</b>
Total plays	127	147
Average per play	7.6	4.8
Average per game	481.5	350.0
Kick returns: #-Yards	4-64	1-16
Punt returns: #-Yards	2-37	1-3
Int returns: #-Yards	1-0	1-51
Kick return average	16.0	16.0
Punt return average	18.5	3.0
Int return average	0.0	51.0
Fumbles-Lost	4-2	6-3
Penalties-Yards	20-155	7-63
Average per game	77.5	31.5
<b>Punts-Yards</b>	<b>6-287</b>	<b>12-450</b>
Average per punt	47.8	37.5
Net punt average	47.3	32.8
<b>Kickoffs-Yards</b>	<b>15-971</b>	<b>9-571</b>
Average per kick	64.7	63.4
Net kick average	41.1	42.4
Time of possession / game	26:38	33:22
3rd-down conversion	13/24	16/36
3rd-down pct	54%	44%
4rd-down conversion	1/1	0/2



## 2022 TEAM STATISTICS

	UC	OPP
4rd-down pct	100%	0%
Sacks by-Yards	3-25	5-45
Misc Yards	0	0
Touchdowns scored	12	5
Field goals - attempts	1-3	2-3
On-Side kicks	0-0	0-0
Red-zone scores	(7-8) 88%	(6-6) 100%
Red-zone touchdowns	(6-8) 75%	(4-6) 67%
PAT-attempts	(12-12) 100%	(5-5) 100%
2-point conversion-attempts	(0-0) 0%	(0-0) 0%
Attendance	37014	74751
Games / Avg per game	1/37014	1/74751
Neutral site games	-	0/0

### Score by Periods

Team	1st	2nd	3rd	4th	OT	TOT
Cincinnati	7	14	38	28	0	87
Opponents	7	10	10	14	0	41

## 2022 DEFENSE

## Team Defense

##	Player	gp	Tackles				Sacks	Pass defense			Fumbles		blkd	
			ua	a	tot	tfl/yds		int-yds	brup	qbh	fr-yds	ff	kick	saf
0	Ivan Pace Jr.	2	11	12	23	4.5-16	1-6	.	.	.	.	1	.	.
7	Jaheim Thomas	2	6	10	16	1-2	.	.	.	1	.	.	.	.
18	Jowon Briggs	2	3	8	11	0.5-1	.	.	.	.	.	.	.	.
90	Jabari Taylor	2	4	5	9	0.5-2	.	.	.	.	1-0	1	.	.
5	Jaquan Sheppard	2	8	1	9	1-13	1-13	.	2	.	.	.	.	.
3	Ja'von Hicks	2	3	6	9	.	.	1-0	.	.	.	.	.	.
58	Dontay Corleone	2	3	5	8	1.5-7	1-6	.	.	.	.	.	.	.
57	Ryan Mullaney	2	1	6	7	.	.	.	.	.	.	.	.	.
4	Ethan Wright	2	2	5	7	1-2	.	.	.	.	.	.	.	.
10	Bryon Threats	2	6	1	7	.	.	.	.	.	.	.	.	.
49	Jack Dingle	2	.	7	7	0.5-0	.	.	.	.	.	.	.	.
2	Wilson Huber	2	.	7	7	.	.	.	.	1	.	.	.	.
20	Deshawn Pace	2	2	4	6	2-7	.	.	.	.	.	.	.	.
13	Ty Van Fossen	2	1	5	6	.	.	.	1	.	.	.	.	.
34	Justin Wodtly	2	1	5	6	.	.	.	.	.	.	.	.	.
95	Noah Potter	2	2	3	5	0.5-0	.	.	.	.	.	.	.	.
29	Jacob Dingle	2	1	4	5	.	.	.	.	.	.	.	.	.
97	Eric Phillips	2	1	4	5	.	.	.	.	1	1-0	.	.	.
15	Taj Ward	2	3	1	4	1-2	.	.	.	.	.	.	.	.
9	Arquon Bush	2	3	1	4	.	.	.	.	.	.	.	.	.
42	Malik Vann	2	3	.	3	1-1	.	.	.	.	.	.	.	.
27	Armorion Smith	2	2	1	3	.	.	.	.	.	.	.	.	.
23	Daved Jones Jr.	2	.	2	2	.	.	.	.	.	.	.	.	.
99	Rob Jackson	1	.	2	2	.	.	.	.	.	.	.	.	.
20	Jadon Thompson	2	1	.	1	.	.	.	.	.	.	.	.	.
12	Justin Harris	2	.	1	1	.	.	.	.	.	.	.	.	.
11	Sammy Anderson	2	1	.	1	.	.	.	.	.	.	.	.	.
50	Jackson Bruscianelli	1	.	1	1	.	.	.	.	.	.	.	.	.
16	Cameron Junior	1	.	1	1	.	.	.	.	.	.	.	.	.
60	Joe Huber	2	1	.	1	.	.	.	.	.	.	.	.	.
21	Tyler Scott	2	.	.	.	.	.	.	.	.	1-0	.	.	.
<b>Totals</b>		<b>2</b>	<b>69</b>	<b>108</b>	<b>177</b>	<b>15-53</b>	<b>3-25</b>	<b>1-0</b>	<b>3</b>	<b>3</b>	<b>3-0</b>	<b>2</b>	<b>0</b>	<b>0</b>
Opponents		2	66	58	124	12-56	5-45	1-51	4	5	2-2	3	0	0



## 2022 TEAM GAME-BY-GAME


**2022-23 Cincinnati Football**  
**Team Game-by-Game**  
**All games**

 Page 1/1  
 as of Sep 12, 2022

		Rushing				Receiving				Passing				Kick Returns				Punt Returns				tot		
Date	Opponent	no.	yds	td	lg	no.	yds	td	lg	cmp	att	int	yds	td	lg	no.	yds	td	lg	no.	yds	td	lg	off
09/03/2022	at Arkansas	31	113	1	35	26	325	2	35	26	43	1	325	2	35	1	29	0	29	2	37	0	30	438
09/10/2022	Kennesaw St.	30	232	4	76	20	293	3	32	20	23	0	293	3	32	3	35	0	22	0	0	0	0	525
Cincinnati		61	345	5	76	46	618	5	35	46	66	1	618	5	35	4	64	0	29	2	37	0	30	963
Opponents		106	366	2	37	25	334	3	32	25	41	1	334	3	32	1	16	0	16	1	3	0	3	700

**Cincinnati Averages**

Games	Avg/ rush	Avg/ catch	Pass effic	KR avg	PR avg	All purpose avg/game	Total offense avg/game
2	5.7	19.4	170.3	16.8	16.5	592.0	481.5

Date	Opponent	Tackles				Sacks	Fumble		Pass Defense			blkd	PAT attempts			off		
		ua	a	total	tfl-yds	no-yds	ff	fr-yds	int-yds	qbh	brup	kick	kick	rush	rcv	saf	t/o	pts
09/03/2022	at Arkansas	43	30	73	9.0-29	2-19	1	1-0	0-0	0	2	0	3-3	0	0	0	3	24
09/10/2022	Kennesaw St.	26	78	104	6.0-24	1-6	1	2-0	1-0	3	1	0	9-9	0	0	0	14	63
Cincinnati		69	108	177	15.0-53	3-25	2	3-0	1-0	3	3	0	12-12	0	0	0	17	87
Opponents		66	58	124	12.0-56	5-45	3	2-2	1-51	5	4	0	5-5	0	0	0	10	41

Date	Opponent	Punting										Field Goals			Kickoffs			
		no.	yds	avg	long	blkd	tb	fc	50+	120	md-att	long	blkd	no.	yds	avg	tb	ob
09/03/2022	at Arkansas	4	185	46.3	54	0	0	2	2	2	1-3	26	0	5	325	65.0	4	0
09/10/2022	Kennesaw St.	2	102	51.0	64	0	0	1	1	2	0-0	0	0	10	646	64.6	5	0
Cincinnati		6	287	47.8	64	0	0	3	3	4	1-3	26	0	15	971	64.7	9	0
Opponents		12	450	37.5	50	0	1	6	1	1	2-3	32	1	9	571	63.4	5	0

## 2022 OPPONENT GAME-BY-GAME

Date	Opponent	Rushing				Receiving				Passing				Kick Returns				Punt Returns				tot off			
		no.	yds	td	lg	no.	yds	td	lg	cmp	att	int	yds	td	lg	no.	yds	td	lg	no.	yds		td	lg	
09/03/2022	at Arkansas	45	224	1	37	18	223	3	32	18-26-0				223	3	32	1	16	0	16	1	3	0	3	447
09/10/2022	Kennesaw St.	61	142	1	10	7	111	0	26	7-15-1				111	0	26	0	0	0	0	0	0	0	0	253
Opponents		106	366	2	37	25	334	3	32	25-41-1				334	3	32	1	16	0	16	1	3	0	3	700
Cincinnati		61	345	5	76	46	618	5	35	46-66-1				618	5	35	4	64	0	29	2	37	0	30	963

## Opponents Averages

Games	Avg/ rush	Avg/ catch	Pass effic	KR avg	PR avg	All purpose avg/game	Total offense avg/game
2	3.5	13.4	148.7	16.0	3.0	385.8	950.0

Date	Opponent	Tackles				Sacks		Fumble		Pass Defense			blkd	PAT attempts			off	
		ua	a	total	tfl-yds	no-yds	ff	fr-yds	int-yds	qbh	brup	kick	kick	rush	rcv	saf	t/o	pts
09/03/2022	at Arkansas	36	38	74	8.0-35	3-28	2	1-2	1-51	4	2	0	4-4	0	0	0	7	31
09/10/2022	Kennesaw St.	30	20	50	4.0-21	2-17	1	1-0	0-0	1	2	0	1-1	0	0	0	3	10
Opponents		66	58	124	12.0-56	5-45	3	2-2	1-51	5	4	0	5-5	0	0	0	10	41
Cincinnati		69	108	177	15.0-53	3-25	2	3-0	1-0	3	3	0	12-12	0	0	0	17	87

Date	Opponent	Punting										Field Goals			Kickoffs			
		no.	yds	avg	long	blkd	tb	fc	50+	120	md-att	long	blkd	no.	yds	avg	tb	ob
09/03/2022	at Arkansas	6	231	38.5	50	0	1	1	1	1	1-1	32	0	6	390	65.0	5	0
09/10/2022	Kennesaw St.	6	219	36.5	42	0	0	5	0	0	1-2	30	1	3	181	60.3	0	0
Opponents		12	450	37.5	50	0	1	6	1	1	2-3	32	1	9	571	63.4	5	0
Cincinnati		6	287	47.8	64	0	0	3	3	4	1-3	26	0	15	971	64.7	9	0

## 2022 RUSHING & RECEIVING GAME-BY-GAME

### Rushing

Player	No-Yds/TD	Ark	KennSt
Corey Kiner	19-98/2	12-59/1	7-39/1
Charles McClelland	15-110/1	5-44/0	10-66/1
Myles Montgomery	8-108/1	3-4/0	5-104/1
Ben Bryant	8--31/0	5--17/0	3--14/0
Ryan Montgomery	4-7/0	4-7/0	DNP
Evan Prater	2-52/1	1-8/0	1-44/1
Tre Tucker	1-8/0	1-8/0	-

### Receiving

Player	No-Yds/TD	Ark	KennSt
Josh Whyte	8-74/1	5-38/0	3-36/1
Tyler Scott	7-119/1	5-77/0	2-42/1
Will Pauling	6-60/0	3-19/0	3-41/0
Jadon Thompson	5-96/0	1-28/0	4-68/0
Tre Tucker	5-78/0	4-66/0	1-12/0
Charles McClelland	5-56/0	4-42/0	1-14/0
Leonard Taylor	5-40/2	3-20/1	2-20/1
Nick Mardner	2-47/1	1-35/1	1-12/0
Chamon Metayer	1-32/0	-	1-32/0
Chris Scott	1-15/0	-	1-15/0
Corey Kiner	1-1/0	-	1-1/0

## 2022 PASSING GAME-BY-GAME

#3 Evan Prater	Comp	Att	Int	Pct	Yards	TD	Long	Sacked	Effic.
Kennesaw St.	4	4	0	100.0	92	0	32	0-0	293.2
<b>Totals</b>	<b>4</b>	<b>4</b>	<b>0</b>	<b>100.0</b>	<b>92</b>	<b>0</b>	<b>32</b>	<b>0-0</b>	<b>293.2</b>

#6 Ben Bryant	Comp	Att	Int	Pct	Yards	TD	Long	Sacked	Effic.
Arkansas	26	43	1	60.5	325	2	35	3-28	134.7
Kennesaw St.	16	19	0	84.2	201	3	30	2-17	225.2
<b>Totals</b>	<b>42</b>	<b>62</b>	<b>1</b>	<b>67.7</b>	<b>526</b>	<b>5</b>	<b>35</b>	<b>5-45</b>	<b>162.4</b>

# MILESTONE GAMES / LONGEST PLAYS

## CURRENT PLAYERS SUPERLATIVES

### 300 YARDS PASSING

YDS	NAME	OPPONENT	DATE
354	Ben Bryant*	@ Toledo	11/02/21
354	Ben Bryant*	Ohio	11/02/21
338	Ben Bryant*	@ Northern Illinois	10/02/21
331	Ben Bryant*	Ball State	10/16/21
325	Ben Bryant	@ Arkansas	09/03/22

\*While playing for Eastern Michigan

### 100 YARDS RUSHING

YDS	NAME	OPPONENT	DATE
121	Charles McClelland	Alabama A&M	09/15/18
114	Charles McClelland	East Carolina	11/23/18
104	Myles Montgomery	Kennesaw State	09/10/22

### 100 YARDS RECEIVING

YDS	NAME	OPPONENT	DATE
114	Tre Tucker	SMU	11/20/21

## LONGEST PLAYS

### ALL PLAYS

1.	100 (KR)	Darrin Williams vs. SEMO (TD).....	2009
	100 (KR)	Mardy Gilyard at West Virginia (TD).....	2008
	100 (KR)	Walter Heuck vs. Denison (TD).....	1910
4.	99 (KR)	Tre Tucker at Indiana (TD).....	2021
	99 (KR)	Mardy Gilyard at Pittsburgh (TD).....	2009
	99 (KR)	Keith Jenkins vs. Houston (TD).....	1975
7.	98 (PR)	Errol Prisby vs. North Texas State (TD).....	1963
	96 (I)	Bob Del Rosa vs. Oklahoma State (TD).....	19589
9.	95 (P)	Greg Cook to Tom Rossley vs. Louisville (TD).....	1968
10.	92 (FddR)	DeJuan Gossett vs. Tulane (TD).....	1998
11.	91 (P)	Desmond Ridder to Tyler Scott vs. Miami [Ohio] (TD).....	2021
	91 (R)	Desmond Ridder at SMU (TD).....	2020
	91 (P)	Eric Vibberts to James Scott vs. ECU (TD).....	1994
	91 (R)	Joe Miller vs. Xavier (TD).....	1953

### RUSHING

1.	91	Desmond Ridder @ SMU (TD).....	2020
	91	Joe Miller vs. Xavier (TD).....	1953
2.	84	Hosey Williams vs. UConn.....	2015
3.	81	Michael Warren II (TD) vs. Tulane.....	2018
	80	Isaiah Pead vs. Miami (OH) (TD).....	2010
	80	Allen Harvin vs. Miami (OH).....	1982
	80	Art Bailey vs. Southern Miss (TD).....	1977
	80	Bill Bailey vs. Kansas State (TD).....	1965
	80	Dick Goist vs. William & Mary (TD).....	1953
8.	79	Jerome Ford vs. Houston (TD).....	2021
	79	Jerome Ford vs. UCF (TD).....	2021
	79	Kahlil Lewis at Purdue.....	2016
	79	Richard Hall vs. Miami (OH).....	2004
	79	Reggie Harrison vs. Louisville (TD).....	1972

### PASSING

1.	95	Greg Cook to Tom Rossley vs. Louisville (TD).....	1968
2.	91	Eric Vibberts to James Scott vs. ECU (TD).....	1994
3.	88	Gunner Kiel to Mekale McKay vs. Temple (TD).....	2015
4.	83	Gunner Kiel to Chris Moore at Ohio State (TD).....	2014
	83	Brendon Kay to Travis Kelce vs. Duke (TD).....	2012
	83	Nick Davila to Brent Celek vs. Rutgers (TD).....	2006
7.	82	Hayden Moore to Devin Gray at Tulsa (TD).....	2016
	82	Eric Vibberts to Robert Tate vs. Kansas (TD).....	1995
	82	Brig Owens to Errol Prisby vs. Dayton (TD).....	1964
10.	81	Desmond Ridder to Tyler Scott vs. Miami (OH) (TD).....	2021
	81	Zach Collaros to Armon Binns at Syracuse (TD).....	2009

### FIELD GOALS

1.	58	Jon Bacon vs. Miami (OH).....	1994
2.	55	Jake Rogers vs. Oregon State.....	2007
3.	54	Jake Rogers at Connecticut.....	2008
	54	Dan Shepherd vs. Tulsa.....	1975
5.	53	Jake Rogers at Hawai'i.....	2008
	53	Sal Casola vs. Memphis.....	1973
7.	52	Alex Bales vs. Navy.....	2021
8.	51	Andrew Gantz vs. Miami (Fla.).....	2015
	51	Steve Schultz vs. Miami (OH).....	1976
10.	50	Cole Smith vs. Tulsa.....	2019
	50	Andrew Gantz at East Carolina.....	2015
	50	Jake Rogers vs. Rutgers.....	2008
	50	Eric Richards vs. Southern Miss.....	1997
	50	Phil Insalaco vs. Miami (OH).....	1988

### KICKOFF RETURN

1.	100	Darrin Williams vs. SEMO (TD).....	2009
	100	Mardy Gilyard at West Virginia (TD).....	2008
	100	Walter Heuck vs. Denison (TD).....	1910

3.	99	Tre Tucker vs. Indiana (TD).....	2021
	99	Mardy Gilyard at Pittsburgh (TD).....	2009
	99	Keith Jenkins vs. Houston (TD).....	1975

### PUNT RETURN

1.	98	Errol Prisby vs. North Texas State (TD).....	1963
2.	85	Dom Del Bene vs. Hardin-Simmons (TD).....	1951
3.	84	Joe Morrison vs. Marquette (TD).....	1956
4.	78	Tinker Keck vs. Louisville (TD).....	1997
	78	Tony Jackson vs. Dayton (TD).....	1967

### PUNTS

1.	78	Mike Connell vs. Louisiana-Lafayette.....	1976
2.	76	Pat O'Donnell vs. NC State.....	2011
	75	Clem Fennell at Louisville.....	1971
4.	72	James Smith at Temple.....	2018
	72	Doug Johnson vs. Memphis.....	1997
6.	69	Adam Wulfeck at Army.....	2001
7.	68	Jeff Blaylock at Tulsa.....	1993
8.	67	Shaun Burdick vs. Virginia Tech.....	1985
9.	67	Dave Ritchie at Houston.....	1959
10.	66	Brig Owens vs. Tulsa.....	1964

### INTERCEPTION RETURN

1.	96	Bob Del Rosa vs. Oklahoma State (TD).....	1958
2.	88	Joe Morrison vs. Dayton (TD).....	1956
3.	87	Joe Morrison vs. Wichita State (TD).....	1956
4.	84	DeAngelo Smith vs. Rutgers (TD).....	2006
5.	83	Shawn Ferguson vs. Memphis (TD).....	1998
	83	Art Sheffield vs. Indiana State (TD).....	1988
7.	80	Gene Gibson vs. Mississippi State (TD).....	1949
8.	79	Mike Mickens vs. South Florida (TD).....	2007
9.	78	Barry Maroney vs. Dayton (TD).....	1956
10.	77	Greg Butler vs. Villanova (TD).....	1972

### FUMBLE RETURN

1.	92	DeJuan Gossett vs. Tulane (TD).....	1998
2.	82	Ivan Fields @ Memphis (TD).....	2000
3.	76	Deven Drane vs. Fordham (TD).....	2012
4.	75	John Viltro vs. Richmond (TD).....	1975
5.	54	Maalik Bomar vs. Akron (TD).....	2011
6.	53	Grant Coleman vs. Houston.....	2016
7.	43	Fran Callicott vs. North Texas (TD).....	2002
8.	39	Kevin McCullough vs. USF (TD).....	2006
9.	39	Antwan Peek @ Temple.....	2002
10.	32	Jim O'Connell @ Ohio (TD).....	1977



## OFFENSIVE RECORDS

## RUSHING

## GAME RECORDS

## Rushing Attempts

1.	45	Steve Cowan vs. Ohio.....	1970
2.	41	DeMarco McCleskey vs. ECU.....	1998
3.	39	Lloyd Pate vs. Wichita State.....	1967
4.	37	Robert Cooper vs. Miami (OH).....	1999
5.	36	Robert Cooper vs. Memphis.....	1999
	36	Daryl Royal vs. Miami (OH).....	1996
	36	Reggie Taylor vs. Miami (OH).....	1986
	36	David Small vs. Toledo.....	1993
9.	35	Reggie Harrison at Ohio.....	1973
	35	DeMarco McCleskey vs. Houston.....	1998
	35	Michael Warren II at UCLA.....	2018

## Rushing Yards

1.	306	Bob Hynes vs. Case Western Reserve.....	1923
2.	282	Daryl Royal vs. Miami (OH).....	1996
3.	267	Clem Turner vs. Kansas State.....	1966
4.	266	Steve Cowan vs. Ohio.....	1970
5.	259	Reggie Taylor vs. Miami (OH).....	1986
6.	238	Richard Hall vs. Miami (OH).....	2004
7.	234	DeMarco McCleskey vs. ECU.....	1998
8.	233	David Small vs. Kent State.....	1992
9.	219	David Small vs. Middle Tennessee State.....	1991
10.	213	Isaiah Pead vs. Rutgers.....	2010

## Rushing Touchdowns

1.	6	Ike Stewart vs. Transylvania.....	1912
	6	Bob Heuck vs. Transylvania.....	1912
3.	4	six times, last by Jerome Ford vs. UCF.....	2021
		and Isaiah Pead vs. Rutgers.....	2010

## Three Backs with 100+ Yards in a Game

1970	vs. Xavier	Albert Johnson.....	130
		Dick James.....	119
		Steve Cowan.....	105

## Two Backs with 100+ Yards in a Game

2018	vs. ECU	Charles McClelland.....	114
		Tavion Thomas.....	106
	vs. AAMU	Tavion Thomas.....	141
		Charles McClelland.....	121
2015	vs. UConn	Hosey Williams.....	140
		Mike Boone.....	117
2014	at Tulane	Rod Moore.....	124
		Mike Boone.....	113
2003	vs. ECU	Derrick Eddington.....	138
		Richard Hall.....	117
1991	at Kent State	Vince Powell.....	121
		David Small.....	118
1991	at Louisville	Vince Powell.....	140
		David Small.....	111
1985	at Louisville	Reggie Taylor.....	126
		Robert Williams.....	100
1977	vs. Tulsa	Gus Tucker.....	143
		Bob Massong.....	101
1966	vs. Kansas State	Clem Turner.....	267
		Tony Jackson.....	118
1964	vs. Tulsa	Brig Owens.....	163
		Al Nelson.....	106

## RUSHING

## SEASON RECORDS

## Rushing Attempts

1.	315	DeMarco McCleskey.....	2002
2.	264	Reggie Taylor.....	1985
3.	261	Michael Warren II.....	2019
4.	256	Reggie Taylor.....	1986
5.	246	James Bettis.....	1981
6.	244	Michael Warren II.....	2018
7.	243	George Winn.....	2012
8.	239	Steve Cowan.....	1970
9.	237	Isaiah Pead.....	2011
10.	233	Allen Harvin.....	1978

## Rushing Yards

1.	1,361	DeMarco McCleskey.....	2002
2.	1,334	George Winn.....	2012
3.	1,329	Michael Warren II.....	2018
4.	1,325	Reggie Taylor.....	1986
5.	1,319	Jerome Ford.....	2021
6.	1,283	Allen Harvin.....	1978
7.	1,265	Michael Warren II.....	2019
8.	1,259	Isaiah Pead.....	2011
9.	1,245	Robert Cooper.....	1999
10.	1,226	James Bettis.....	1981

## Rushing Average (Minimum 50 Attempts)

1.	8.77	Dick Goist.....	1953
2.	7.70	Charles McClelland.....	2018
3.	7.62	Joe Miller.....	1953
4.	7.54	Jim Niemann.....	1954
5.	7.20	Mike Boone.....	2015
6.	7.05	Roger Stephens.....	1947
7.	6.70	Isaiah Pead.....	2010
8.	6.60	Isaiah Pead.....	2010
9.	6.40	Mike Boone.....	2014
10.	6.34	Dolph Banks.....	1965

## Rushing Touchdowns

1.	19	Jerome Ford.....	2021
	19	Michael Warren II.....	2018
3.	17	David Small.....	1993
4.	15	DeMarco McCleskey.....	2002
5.	14	Michael Warren II.....	2019
6.	13	George Winn.....	2012
	13	Al Nelson.....	1964
8.	12	Isaiah Pead.....	2011
9.	11	six times, last by DeMarco McCleskey.....	1998

## 100-Yard Games

1.	8	Reggie Taylor.....	1986
2.	7	Michael Warren II.....	2018 / 2019
	7	James Bettis.....	1981
	7	Allen Harvin.....	1978
4.	6	seven times, last by George Winn.....	2012

## Consecutive 100-Yard Games

1.	5	Allen Harvin.....	1978
	5	James Bettis.....	1980
	5	Reggie Taylor.....	1986
	5	David Small.....	1993
5.	4	six times, last by Michael Warren II.....	2018

## RUSHING

## CAREER RECORDS

## Rushing Attempts

1.	876	Reggie Taylor.....	1983-86
2.	777	DeMarco McCleskey.....	1998, 2000-02
3.	630	David Small.....	1991-93
4.	593	Allen Harvin.....	1978-82
5.	561	Robert Cooper.....	1996-99
6.	559	Michael Warren II.....	2017-19
7.	545	Isaiah Pead.....	2008-11
8.	533	James Bettis.....	1978-81
9.	502	Desmond Ridder.....	2018-21
10.	495	Al Johnson.....	1969-71

## Rushing Yards

1.	4,242	Reggie Taylor.....	1983-86
2.	3,487	DeMarco McCleskey.....	1998, 2000-02
3.	3,288	Isaiah Pead.....	2008-11
4.	2,998	Allen Harvin.....	1978-82
5.	2,963	David Small.....	1991-93
6.	2,918	Michael Warren II.....	2017-19
7.	2,786	Robert Cooper.....	1996-99
8.	2,498	James Bettis.....	1978-81
9.	2,250	Mike Boone.....	2014-17
10.	2,223	Al McKinney.....	1985-88

## Rushing Average (Min. 150 Attempts)

1.	6.65	Roger Stephens.....	1946-48
2.	6.28	Jerome Ford.....	2020-21
3.	6.07	Dom Del Bene.....	1951-53
4.	6.00	Isaiah Pead.....	2008-11
5.	5.72	Joe Miller.....	1953-55
6.	5.60	Gerrid Doaks.....	2016-
7.	5.52	Bill Bailey.....	1963-65
8.	5.40	Mike Boone.....	2014-17
9.	5.33	George Winn.....	2009-12
10.	5.25	Jim Niemann.....	1954-56

## Rushing Touchdowns

1.	37	DeMarco McCleskey.....	1998, 2000-02
2.	34	Michael Warren II.....	2017-19
3.	31	David Small.....	1991-93
4.	28	Desmond Ridder.....	2018-21
5.	27	Jerome Ford.....	2020-21
	27	Isaiah Pead.....	2008-11
7.	25	Reggie Harrison.....	1971-73
8.	24	Mike Boone.....	2014-17
	24	Reggie Taylor.....	1983-86
10.	22	Bob Heuck.....	1910-12

## 300-Yard Games

1.	1	Bob Hynes.....	1923
----	---	----------------	------

## 200-Yard Games

1.	4	David Small.....	1991-93
2.	2	Robert Cooper.....	1999
3.	1	10 tied, last by Mike Boone (212).....	2014

## 100-Yard Games

1.	21	Reggie Taylor.....	1983-86
2.	14	Michael Warren II.....	2017-19
	14	DeMarco McCleskey.....	1998, 2000-02
	14	David Small.....	1991-93
5.	13	James Bettis.....	1978-81
6.	12	Allen Harvin.....	1978-82
7.	11	Isaiah Pead.....	2008-11
8.	9	Robert Cooper.....	1996-99
	9	Al McKinney.....	1985-88
9.	7	Four tied, last by Michael Warren II.....	2017-19

## OFFENSIVE RECORDS

## PASSING

## GAME RECORDS

## Passing Attempts

1.	59	Deontey Kenner vs. Southern Miss.	1999
2.	57	Gunner Kiel at Miami (Fla.)	2014
3.	56	Hayden Moore at UConn	2016
	56	Greg Cook vs. Ohio	1968
5.	53	Hayden Moore at Memphis	2015
	53	Zach Collaros vs. USF	2010

## Passing Completions

1.	35	Deontey Kenner vs. Southern Miss.	1999
	35	Greg Cook vs. Ohio	1968
3.	33	Desmond Ridder at SMU	2018
4.	32	Tony Pike vs. Illinois	2009
5.	31	Desmond Ridder at USF	2021
	31	Hayden Moore at Memphis	2015
	31	Gunner Kiel at Miami (Fla.)	2014
	31	Gino Guidugli vs. Army	2001
	31	Greg Cook vs. Miami (OH)	1968

## Passing Yards

1.	557	Hayden Moore at Memphis	2015
2.	554	Greg Cook vs. Ohio	1968
3.	523	Gunner Kiel at Houston	2015
4.	480	Zach Collaros vs. Connecticut	2009
5.	463	Zach Collaros vs. USF	2010
6.	436	Gunner Kiel vs. ECU	2014
7.	431	Ben Mauk vs. Syracuse	2007
8.	427	Gunner Kiel vs. Temple	2015
	418	Gunner Kiel vs. Toledo	2014
10.	407	Deontey Kenner vs. Southern Miss.	1999
	407	Greg Cook vs. Miami (OH)	1968

## Passing Touchdowns

1.	6	Gunner Kiel vs. Toledo	2014
	6	Tony Pike vs. Illinois	2009
3.	5	Gunner Kiel vs. UCF	2015
	5	Zach Collaros at Louisville	2010
	5	Gino Guidugli vs. Southern Miss.	2004
6.	4	25 times, last by Desmond Ridder vs. Miami (OH)	2021

## Pass Interceptions

1.	6	Mike Shoemaker vs. Xavier	1972
2.	5	four times, last by Dustin Grutza at Miami (OH)	2005

## SEASON RECORDS

## Passing Attempts

1.	472	Gino Guidugli	2002
2.	425	Gino Guidugli	2003
3.	411	Greg Cook	1968
4.	390	Gunner Kiel	2014
5.	386	Ben Mauk	2007
6.	383	Zach Collaros	2010
7.	379	Deontey Kenner	1999
8.	369	Danny McCoin	1986
9.	360	Brendon Kay	2013
10.	350	Troy Bodine	1984

## Passing Completions

1.	258	Gino Guidugli	2002
2.	251	Desmond Ridder	2021
3.	247	Brendon Kay	2013
4.	237	Danny McCoin	1986
5.	235	Ben Mauk	2007
6.	233	Gunner Kiel	2014
7.	227	Gino Guidugli	2003
8.	225	Zach Collaros	2010
9.	219	Greg Cook	1968
10.	211	Tony Pike	2009

## Passing Yards

1.	3,543	Gino Guidugli	2002
2.	3,334	Desmond Ridder	2021
3.	3,272	Greg Cook	1968
4.	3,254	Gunner Kiel	2014
5.	3,121	Brendon Kay	2013
	3,121	Ben Mauk	2007
7.	2,902	Zach Collaros	2010
8.	2,831	Danny McCoin	1986
9.	2,777	Gunner Kiel	2015
	2,704	Gino Guidugli	2003

## Passing Completion Percentage (Min. 100 Att.)

1.	.750	Zach Collaros	2009
2.	.686	Brendon Kay	2013
3.	.652	Gunner Kiel	2015
4.	.649	Desmond Ridder	2021
5.	.642	Danny McCoin	1986
6.	.630	Brendon Kay	2012
7.	.626	Eric Vibberts	1994
8.	.624	Desmond Ridder	2018
9.	.624	Tony Pike	2009
10.	.614	Gino Guidugli	2004
	.614	Tony Pike	2008

## Passing Yards per Completion (Min. 50 Completions)

1.	18.74	Albert Johnson	1969
2.	16.22	Gene Rossi	1951
3.	15.59	Gene Rossi	1952
4.	15.42	Zach Collaros	2009
5.	15.07	Greg Cook	1967
6.	14.98	Mike Murphy	1954
7.	14.97	Tom O'Malley	1949
8.	14.94	Greg Cook	1968
9.	14.92	Brendon Kay	2012
10.	14.71	Gene Rossi	1950

## Passing Efficiency (Min. 100 Attempts)

1.	195.53	Zach Collaros	2009
2.	163.07	Brendon Kay	2012
3.	158.70	Desmond Ridder	2021
4.	155.50	Brendon Kay	2013
5.	151.89	Gunner Kiel	2015
6.	151.85	Nick Davila	2006
7.	150.64	Ben Mauk	2007
8.	149.82	Tony Pike	2009
9.	149.74	Gene Rossi	1952
10.	149.39	Gunner Kiel	2014

## Passing Touchdowns

1.	31	Gunner Kiel	2014
	31	Ben Mauk	2007
3.	30	Desmond Ridder	2021
4.	29	Tony Pike	2009
5.	26	Zach Collaros	2010
	26	Gino Guidugli	2004
7.	25	Greg Cook	1968
8.	22	Brendon Kay	2013
	22	Gino Guidugli	2002
10.	20	Desmond Ridder	2018
	20	Hayden Moore	2017

## Pass Interceptions

1.	21	Gino Guidugli	2002
2.	20	Troy Bodine	1984
3.	19	Eric Vibberts	1995
4.	17	Greg Cook	1968
5.	16	Lance Harp	1992

## Passing Touchdown-Interception Margin

1.	+23	Tony Pike	2009
2.	+22	Desmond Ridder	2021
	+22	Ben Mauk	2007
4.	+18	Gunner Kiel	2014
	+18	Gino Guidugli	2004

## CAREER RECORDS

## Passing Attempts

1.	1,556	Gino Guidugli	2001-04
2.	1,304	Desmond Ridder	2018-21
3.	954	Hayden Moore	2015-18
4.	922	Deontey Kenner	1997-2000
5.	899	Danny McCoin	1984-87
6.	833	Gunner Kiel	2014-16
7.	788	Lance Harp	1991-93
8.	783	Zach Collaros	2008-11
9.	682	Tony Pike	2007-09
10.	658	Danny Barrett	1980-82

## Passing Completions

1.	880	Gino Guidugli	2001-04
2.	810	Desmond Ridder	2018-21
3.	545	Hayden Moore	2015-18
4.	544	Danny McCoin	1984-87
5.	505	Gunner Kiel	2014-16
6.	498	Deontey Kenner	1997-2000
7.	485	Zach Collaros	2008-11
8.	421	Tony Pike	2007-09
9.	397	Lance Harp	1991-93
10.	388	Dustin Grutza	2005-08

## Completion Percentage (Min. 200 Att.)

1.	.654	Brendon Kay	2009-13
2.	.624	Zach Collaros	2008-10
3.	.621	Desmond Ridder	2018-21
4.	.617	Tony Pike	2007-09
5.	.609	Ben Mauk	2007
6.	.606	Gunner Kiel	2014-16
7.	.605	Danny McCoin	1984-87
8.	.601	Dustin Grutza	2005-08
9.	.571	Hayden Moore	2015-18
10.	.566	Gino Guidugli	2001-04

## Passing Yards

1.	11,453	Gino Guidugli	2001-04
2.	10,239	Desmond Ridder	2018-21
3.	6,835	Gunner Kiel	2014-16
4.	6,801	Danny McCoin	1984-87
5.	6,518	Hayden Moore	2015-18
6.	6,278	Zach Collaros	2008-11
	6,278	Deontey Kenner	1997-2000
8.	5,018	Tony Pike	2007-09
9.	4,906	Greg Cook	1966-68
10.	4,803	Lance Harp	1991-93

## Passing Yards Per Completion (Min. 100 Comp.)

1.	16.18	Mike Murphy	1953-55
2.	15.86	Albert Johnson	1969-71
3.	15.58	Gene Rossi	1949-52
4.	14.78	Greg Cook	1966-68
5.	14.38	Tom O'Malley	1947-49
6.	14.33	Brig Owens	1963-64
7.	13.84	Tony Kapetanias	1977-79
8.	13.82	Chad Plummer	1995-98
9.	13.59	Zach Collaros	2008-10
10.	13.53	Gunner Kiel	2014-16

## OFFENSIVE RECORDS

## Touchdown Passes

1.	87	Desmond Ridder .....	2018-21
2.	78	Gino Guidugli .....	2001-04
3.	56	Gunner Kiel .....	2014-16
4.	51	Zach Collaros .....	2008-10
5.	49	Tony Pike .....	2007-09
6.	42	Hayden Moore .....	2015-18
7.	39	Danny McCoin .....	1984-87
8.	37	Gene Rossi .....	1949-52
9.	34	Greg Cook .....	1966-68
10.	32	Brendon Kay .....	2009-13

## Pass Interceptions

1.	48	Gino Guidugli.....	2001-04
2.	37	Deontey Kenner.....	1997-2000
	37	Danny Barrett.....	1979-82
4.	35	Greg Cook.....	1966-68
5.	34	Gene Rossi.....	1949-52
	34	Tony Kapetanias.....	1977-79
7.	33	Lance Harp.....	1991-93
8.	28	Desmond Ridder.....	2018-21
	28	Hayden Moore.....	2015-18
	28	Troy Bodine.....	1983-84
	28	Henry Miller.....	1973-76

## Passing Touchdown-Interception Margin

1.	+59	Desmond Ridder .....	2018-21
2.	+30	Gino Guidugli .....	2001-04
	+30	Gunner Kiel .....	2014-16
4.	+29	Tony Pike .....	2007-09
5.	+22	Ben Mauk .....	2007
6.	+20	Zach Collaros .....	2008-10

## Consecutive 250+ Yard Passing Games

1.	8	Greg Cook .....	1968
2.	7	Brendon Kay .....	2013

## RECEIVING

## GAME RECORDS

## Receptions

1.	15	Shaq Washington at ECU.....	2015
2.	13	Tom Rossley vs. Wichita State .....	1968
	13	Jon Olinger vs. Miami (OH) .....	2002
4.	12	Seven times, last by Kahlil Lewis at SMU.....	2018

## Receiving Yards

1.	254	Tom Rossley vs. Louisville.....	1968
2.	240	Jon Olinger vs. Miami (OH).....	2002
3.	221	Chris Moore at Ohio State .....	2014
	212	Jim O'Brien vs. Ohio .....	1968
4.	210	Marcus Barnett vs. West Virginia.....	2007
5.	203	Kahlil Lewis vs. ECU .....	2018
6.	196	Jim O'Brien vs. Tampa .....	1968

## Receiving Touchdowns

1.	3	Kahlil Lewis vs. ECU .....	2016
	3	Chris Moore at Ohio State .....	2014
	3	Armon Binns at Louisville .....	2010
	3	Marcus Barnett vs. Syracuse .....	2007
	3	Hannibal Thomas vs. Southern Miss. ....	2004
	3	Jon Olinger at ECU .....	2002
	3	Deno Foster at Louisville .....	1983
	3	Jim O'Brien vs. Tampa .....	1968

## SEASON RECORDS

## Receptions

1.	90	Shaq Washington .....	2015
2.	87	Mardy Gilyard.....	2009
3.	84	Dominick Goodman.....	2008
4.	81	Mardy Gilyard.....	2008
5.	80	Tom Rossley.....	1968*
6.	75	Armon Binns.....	2010
	75	Shaq Washington .....	2013
8.	73	LaDaris Vann .....	2001
9.	71	LaDaris Vann .....	2002
10.	68	Dominick Goodman.....	2007

\*-10 game season

## Receiving Yards

1.	1,276	Mardy Gilyard.....	2008
2.	1,191	Mardy Gilyard.....	2009
3.	1,114	Jon Olinger.....	2002
4.	1,107	Jim O'Brien.....	1968*
5.	1,101	Armon Binns.....	2010
6.	1,072	Tom Rossley.....	1968*
7.	1,028	Dominick Goodman.....	2008
		1,028 Hannibal Thomas .....	2004
9.	982	Shaq Washington .....	2015
	908	Anthony McClung.....	2013

\*-10 game season

## Yards Per Reception (Min. 20 Rec.)

1.	25.16	Jim O'Brien .....	1968*
2.	22.40	Chris Moore .....	2014
3.	21.80	Chris Moore .....	2015
4.	21.75	Jason Stargel .....	1985
5.	21.25	Jason Stargel .....	1983
6.	21.04	Jim O'Brien .....	1969
7.	20.62	Jon Olinger .....	2002
8.	19.67	Aaron Hagans .....	1979
9.	19.48	Anthony Ladd .....	1996
10.	19.46	Robert Tate .....	1995

\*-10 game season

## Touchdown Receptions

1.	13	Marcus Barnett.....	2007
2.	12	Jim O'Brien.....	1968*
3.	11	Armon Binns.....	2009
	11	Mardy Gilyard.....	2009
	11	Mardy Gilyard.....	2008
6.	10	Armon Binns.....	2010
7.	9	Kahlil Lewis.....	2018
	9	Chris Moore.....	2013
	9	Hannibal Thomas.....	2004
	9	Jim Kelly.....	1950

\*-10 game season

## CAREER RECORDS

## Receptions

1.	240	Shaq Washington.....	2010-15
2.	204	Mardy Gilyard.....	2005; 2007-09
	204	Dominick Goodman.....	2005-08
	204	LaDaris Vann.....	1999-2002
5.	168	Kahlil Lewis.....	2015-18
6.	159	DJ Woods.....	2008-11
7.	138	Armon Binns.....	2007-10
8.	135	Tye Keith.....	1999-2002
9.	127	Marcus Barnett.....	2007-10
10.	125	Marlon Pearce.....	1990-92

## Receiving Yards

1.	3,003	Mardy Gilyard .....	2005; 2007-09
2.	2,563	Shaq Washington .....	2010-15
3.	2,512	Dominick Goodman .....	2005-08
4.	2,483	LaDaris Vann .....	1999-2002
5.	2,301	Chris Moore .....	2012-15
6.	2,285	Jim O'Brien .....	1967-69
7.	2,156	DJ. Woods .....	2008-11
8.	2,116	Kahlil Lewis .....	2018
9.	2,096	Marlon Pearce .....	1990-92
10.	2,088	Jason Stargel .....	1982-86

## Yards Per Reception (Min. 50 Rec.)

1.	21.9	Jim O'Brien.....	1967-69
2.	19.7	Mekale McKay.....	2013-15
	19.7	Jason Stargel.....	1982-86
4.	19.3	Chris Moore.....	2012-15
5.	18.7	Jon Olinger.....	1999-2002
6.	18.4	Glen Dillhoff.....	1951-54
7.	18.1	Denny Jackson.....	1968-69
8.	17.5	Alec Pierce.....	2018-21
9.	17.1	Deno Foster.....	1981-84
10.	16.9	Dick Jarvis.....	1950-51

## Touchdown Receptions

1.	26	Chris Moore.....	2012-15
2.	25	Mardy Gilyard.....	2005; 2007-09
3.	22	Dominick Goodman.....	2005-08
4.	21	Kahlil Lewis.....	2015-18
	21	Armon Binns.....	2007-10
	21	Jim O'Brien.....	1967-69

## Consecutive Games With A Reception

1.	46	LaDaris Vann.....	1999-2002
2.	39	Shaq Washington .....	2010-15
3.	33	Jason Stargel.....	1982-86
4.	32	Dominick Goodman.....	2005-08
5.	27	Tye Keith.....	2000-02
	26	Jon Olinger.....	2001-02

## OFFENSIVE RECORDS

## ALL-PURPOSE YARDS (Rushing, Receiving and Returns)

## Game

1.	381	Mardy Gilyard at Pittsburgh .....	2009
2.	365	Mardy Gilyard at Oklahoma .....	2008
3.	333	Robert Tate at Kansas .....	1995
4.	316	Robert Tate vs. Toledo .....	1995
5.	306	Bob Hynes vs. Case-Western Reserve .....	1923
6.	303	Mardy Gilyard vs. Connecticut .....	2009
7.	294	Clem Turner vs. Kansas State .....	1966
8.	291	D.J. Woods vs. Rutgers .....	2010
	288	Reggie Taylor vs. Miami (OH) .....	1986
10.	283	D.J. Woods, vs. Oklahoma .....	2010
	283	LaDaris Vann at ECU .....	1999

## Season

1.	2,690	Mardy Gilyard .....	2009
2.	2,280	Mardy Gilyard .....	2008
3.	1,859	D.J. Woods .....	2010
4.	1,729	DeMarco McCleskey .....	2002
5.	1,685	Robert Tate .....	1995
6.	1,652	Isaiah Pead .....	2011
7.	1,643	Reggie Taylor .....	1986
8.	1,572	Roger Stephens .....	1947
9.	1,561	Kahlil Lewis .....	2018
10.	1,539	Jerome Ford .....	2021

## Career

1.	5,945	Mardy Gilyard .....	2005-09
2.	5,322	Reggie Taylor .....	1983-86
3.	4,113	DeMarco McCleskey .....	1998, 2000-02
4.	4,104	Isaiah Pead .....	2008-11
5.	4,036	Al McKinney .....	1985-88
6.	3,799	Michael Warren II .....	2017-19
7.	3,738	Dominick Goodman .....	2005-08
8.	3,663	Allen Harvin .....	1978-82
9.	3,542	Robert Cooper .....	1996-99
10.	3,405	DJ Woods .....	2008-11

## TOTAL OFFENSE (Rushing and Passing)

## GAME RECORDS

## Total Plays

1.	67	Desmond Ridder at SMU .....	2018
2.	65	Zach Collaros vs. Connecticut .....	2010
3.	64	Ben Mauk vs. Southern Miss. ....	2007
	64	Greg Cook vs. Ohio .....	1968
5.	63	Zach Collaros vs. USF .....	2010
6.	62	Deontey Kenner at Southern Miss. ....	1999
7.	60	Deontey Kenner at Ohio State .....	1999
8.	59	Gino Guidugli vs. UAB .....	2004
9.	58	Gino Guidugli vs. Ohio State .....	2002
	58	Deontey Kenner vs. Troy .....	1999

## Total Yards

1.	564	Hayden Moore at Memphis .....	2015
2.	555	Zach Collaros vs. Connecticut .....	2009
3.	525	Greg Cook vs. Ohio .....	1968
4.	490	Zach Collaros vs. USF .....	2010
5.	436	Ben Mauk vs. Syracuse .....	2007
6.	426	Deontey Kenner at Southern Miss. ....	1999
7.	410	Zach Collaros at USF .....	2011
8.	412	Bob Hynes vs. Case-Western Reserve .....	1923
9.	407	Deontey Kenner at Ohio State .....	1999
10.	404	Gino Guidugli vs. Louisville .....	2003

## SEASON RECORDS

## Total Plays

1.	541	Gino Guidugli .....	2002
2.	507	Greg Cook .....	1968
3.	504	Zach Collaros .....	2011
4.	501	Gino Guidugli .....	2003
5.	497	Desmond Ridder .....	2021
6.	486	Ben Mauk .....	2007
7.	469	Desmond Ridder .....	2019
8.	460	Desmond Ridder .....	2018
9.	453	Gunner Kiel .....	2014
10.	439	Danny McCoin .....	1986

## Total Yards

1.	3,699	Desmond Ridder .....	2021
2.	3,570	Gino Guidugli .....	2002
3.	3,498	Ben Mauk .....	2008
4.	3,396	Gunner Kiel .....	2014
5.	3,210	Greg Cook .....	1968
6.	3,104	Zach Collaros .....	2011
7.	3,028	Desmond Ridder .....	2018
8.	2,874	Hayden Moore .....	2017
9.	2,870	Gino Guidugli .....	2003
10.	2,814	Desmond Ridder .....	2019

## CAREER RECORDS

## Total Plays

1.	1,806	Desmond Ridder .....	2018-21
2.	1,791	Gino Guidugli .....	2001-04
3.	1,179	Hayden Moore .....	2015-18
4.	1,091	Danny McCoin .....	1984-87
5.	1,051	Zach Collaros .....	2008-11
6.	1,035	Deontey Kenner .....	1997-2000
7.	955	Lance Harp .....	1991-93
8.	935	Gunner Kiel .....	2014-16
9.	892	Danny Barrett .....	1979-82
10.	869	Dustin Grutza .....	2005-08

## Total Yards

1.	12,418	Desmond Ridder .....	2018-21
2.	11,661	Gino Guidugli .....	2001-04
3.	7,000	Gunner Kiel .....	2014-16
4.	7,087	Zach Collaros .....	2008-11
5.	7,021	Hayden Moore .....	2015-18
6.	6,558	Deontey Kenner .....	1997-2000
7.	6,210	Danny McCoin .....	1984-87
8.	5,018	Tony Pike .....	2007-09
9.	4,909	Lance Harp .....	1991-93
10.	4,760	Greg Cook .....	1965-68

## SCORING

## GAME RECORDS

## Touchdowns

1.	8	Ike Stewart vs. Transylvania .....	1912
2.	6	Bob Heuck vs. Transylvania .....	1912
3.	5	Isaiah Pead vs. Rutgers .....	2010
4.	4	Jerome Ford vs. UCF .....	2021
	4	Michael Warren II vs. USF .....	2018
	4	DeMarco McCleskey at Arkansas State .....	1998
	4	DeMarco McCleskey vs. Houston .....	1998
	4	David Small vs. Houston .....	1993
	4	David Small vs. Kent State .....	1993

## SEASON RECORDS

## Touchdowns

1.	20	Jerome Ford .....	2021
	20	Michael Warren II .....	2018
3.	17	DeMarco McCleskey .....	2002
	17	David Small .....	1993
5.	16	Michael Warren II .....	2019
6.	15	Isaiah Pead .....	2011
	15	Ed Kovac .....	1959
8.	14	Marcus Barnett .....	2007
9.	13	George Winn .....	2012
	13	Mardy Gilyard .....	2009
	13	Mardy Gilyard .....	2008
	13	Al Nelson .....	1964

## CAREER RECORDS

## Touchdowns

1.	41	DeMarco McCleskey .....	1998, 2000-02
2.	37	Michael Warren II .....	2017-19
3.	33	David Small .....	1991-93
4.	27	Reggie Harrison .....	1971-73
5.	33	Isaiah Pead .....	2008-11
6.	31	Mardy Gilyard .....	2005-09
7.	28	Desmond Ridder .....	2018-21
8.	27	Jerome Ford .....	2020-21
9.	26	Chris Moore .....	2012-15
	26	Reggie Taylor .....	1983-86
	26	Bob Heuck .....	1910-12

## POINTS

## GAME RECORDS

## Total Points

1.	51	Ike Stewart vs. Transylvania .....	1912
2.	36	Bob Heuck vs. Transylvania .....	1912
3.	25	Jim O'Brien vs. Louisville .....	1968

## SEASON RECORDS

## Total Points

1.	142	Jim O'Brien .....	1968
2.	120	Jerome Ford .....	2021
	120	Michael Warren II .....	2018
4.	112	Andrew Gantz .....	2015
5.	104	Jonathan Ruffin .....	2000
6.	102	Tony Miliano .....	2012
	102	Jacob Rogers .....	2009
	102	DeMarco McCleskey .....	2002
	102	David Small .....	1993
10.	101	Jonathan Ruffin .....	2002

## CAREER RECORDS

## Total Points

1.	339	Jacob Rogers .....	2007-10
2.	315	Jonathan Ruffin .....	1999-2002
3.	248	DeMarco McCleskey .....	1998, 2000-02
4.	247	Jim O'Brien .....	1967-69
5.	226	Andrew Gantz .....	2014-17
6.	222	Michael Warren II .....	2017-19
	203	Steve Schultz .....	1976-79
8.	202	Eric Richards .....	1994-97
9.	200	Tony Miliano .....	2011-14
10.	198	Isaiah Pead .....	2008-11
	198	David Small .....	1991-93



## KICKING RECORDS

## KICKING

## GAME RECORDS

## Extra Points Made

1.	12	Alonzo Weiss vs. Transylvania.....	1912
2.	9	Cole Smith vs. Alabama A&M.....	2018
	9	Jacob Rogers vs. Rutgers.....	2010
	9	Steve Schultz vs. Louisiana-Monroe.....	1977
5.	8	Cole Smith vs. UCF.....	2021
	8	Cole Smith vs. ECU.....	2018
7.	7	15 times, last by Cole Smith vs. Temple.....	2021

## Field Goals Made

1.	4	10 times, last by Andrew Gantz at Memphis.....	2015
----	---	--	------

## SEASON RECORDS

## Extra Points Made

1.	63	Jacob Rogers.....	2009
2.	54	Cole Smith.....	2018
3.	52	Andrew Gantz.....	2014
4.	51	Sam Crosa.....	2019
	51	Tony Miliano.....	2012
	51	Jacob Rogers.....	2007
7.	49	Andrew Gantz.....	2015
8.	47	Tony Miliano.....	2011
9.	44	Jonathan Ruffin.....	2002
10.	39	Kevin Lovell.....	2004

## Extra Points Attempted

1.	68	Jacob Rogers.....	2009
2.	56	Cole Smith.....	2018
3.	54	Andrew Gantz.....	2014
	54	Jacob Rogers.....	2007
5.	53	Tony Miliano.....	2012
6.	51	Sam Crosa.....	2019
7.	50	Andrew Gantz.....	2015
	50	Tony Miliano.....	2011
9.	46	Jonathan Ruffin.....	2002
10.	40	Jacob Rogers.....	2010
	40	Kevin Lovell.....	2004

## Extra Point Percentage (min. 20 att.)

1.	1.000	Nine times, last by Christian Lowery (20-of-20).....	2021
----	-------	--	------

## Field Goals Made

1.	26	Jonathan Ruffin.....	2000
2.	21	Andrew Gantz.....	2015
3.	19	Jonathan Ruffin.....	2002
4.	18	Kevin Lovell.....	2006
5.	17	Tony Miliano.....	2012
	17	Tony Miliano.....	2011
	17	Tom Dallen.....	1993
8.	16	Andrew Gantz.....	2014
	16	Jacob Rogers.....	2008
	16	Eric Richards.....	1995

## Field Goals Attempted

1.	29	Jonathan Ruffin.....	2000
2.	28	Steve Schultz.....	1976
3.	27	Andrew Gantz.....	2015
	25	Tony Miliano.....	2011
	25	Jim O'Brien.....	1968
6.	24	Eric Richards.....	1995
7.	23	Jake Rogers.....	2008
	23	Kevin Lovell.....	2006
9.	22	Tony Miliano.....	2012
	22	Jonathan Ruffin.....	2002
	22	Tom Dallen.....	1993
	22	Dan Shepherd.....	1975

## Field Goal Percentage

1.	.909	Chris Manfredini (10-of-11).....	2003
2.	.897	Jonathan Ruffin (26-of-29).....	2000
3.	.864	Jonathan Ruffin (19-of-22).....	2002
4.	.800	Andrew Gantz (16-of-20).....	2014
5.	.786	Jacob Rogers (11-of-14).....	2010
	.786	Steve Schultz (11-of-14).....	1978

## Consecutive Games with a Field Goal

1.	11	Jonathan Ruffin.....	2000
2.	10	David Rowe.....	1991
3.	8	Andrew Gantz.....	2015
	8	Jonathan Ruffin.....	2002

## Points Scored By Kicking

1.	112	Andrew Gantz.....	2015
	104	Jonathan Ruffin.....	2000
2.	102	Tony Miliano.....	2012
	102	Jacob Rogers.....	2009
	101	Jonathan Ruffin.....	2002
5.	100	Andrew Gantz.....	2014

## CAREER RECORDS

## Extra Points Made

1.	186	Jacob Rogers.....	2007-10
2.	136	Cole Smith.....	2018-21
3.	129	Jonathan Ruffin.....	1999-2002
4.	109	Andrew Gantz.....	2014-17
5.	98	Tony Miliano.....	2011-14
	98	Steve Schultz.....	1976-79
7.	85	Kevin Lovell.....	2004-06
8.	79	Eric Richards.....	1994-97
9.	76	Phil Insalaco.....	1986-88
10.	61	Jim O'Brien.....	1967-69

## Extra Points Attempted

1.	195	Jacob Rogers.....	2007-10
2.	141	Cole Smith.....	2018-21
3.	134	Jonathan Ruffin.....	1999-2002
4.	113	Andrew Gantz.....	2014-
5.	103	Tony Miliano.....	2011-14
	103	Steve Schultz.....	1976-79
7.	86	Kevin Lovell.....	2004-06
8.	81	Eric Richards.....	1994-97
9.	79	Phil Insalaco.....	1986-88
10.	68	Jim O'Brien.....	1967-69

## Extra Point Percentage (Min. 30 Att.)

1.	1.000	Sam Crosa (51-of-51).....	2019
	.988	Kevin Lovell (85-of-86).....	2004-06
3.	.978	Eric Richards (89-of-91).....	1994-97
4.	.974	Mike Morton (37-of-38).....	1983-84
5.	.965	Cole Smith (136-of-141).....	2018-21

## Consecutive Extra Points Made

1.	82	Kevin Lovell.....	2004-06
2.	78	Andrew Gantz.....	2014-15
	65	Jonathan Ruffin.....	2000-2002
4.	64	Jacob Rogers.....	2008-09
5.	63	Eric Richards.....	1994-97
6.	51	Sam Crosa.....	2019
7.	38	Phil Insalaco.....	1986-88
8.	37	Jacob Rogers.....	2007
9.	36	Mike Morton.....	1983-84
10.	35	Tony Miliano.....	2012
	35	Jacob Rogers.....	2009

## Field Goals Made

1.	62	Jonathan Ruffin.....	1999-2002
2.	51	Jacob Rogers.....	2007-10
3.	41	Eric Richards.....	1994-97
4.	39	Andrew Gantz.....	2014-17
5.	35	Steve Schultz.....	1976-79
6.	34	Tony Miliano.....	2011-14
7.	33	Kevin Lovell.....	2004-06
8.	28	Phil Insalaco.....	1986-88
9.	25	Dan Shepherd.....	1973-75
10.	23	Tom Dallen.....	1993-94

## Field Goals Attempted

1.	79	Jonathan Ruffin.....	1999-2002
2.	75	Jacob Rogers.....	2007-10
3.	68	Steve Schultz.....	1976-79
4.	62	Eric Richards.....	1994-97
5.	49	Andrew Gantz.....	2014-17
6.	47	Tony Miliano.....	2011-14
	47	Kevin Lovell.....	2004-06
8.	44	Jim O'Brien.....	1967-69
9.	41	Phil Insalaco.....	1986-88
	41	Sal Casola.....	1972-73

## Field Goal Percentage

1.	.785	Jonathan Ruffin (62-of-79).....	1999-2002
2.	.780	Andrew Gantz (39-of-50).....	2014-17
3.	.731	David Rowe (19-of-26).....	1990-91
4.	.723	Tony Miliano (34-of-47).....	2011-14
5.	.714	Dan Shepherd (25-of-35).....	1973-75
6.	.702	Kevin Lovell (33-of-47).....	2004-06
7.	.683	Phil Insalaco (28-of-41).....	1986-88
8.	.680	Jacob Rogers (51-of-75).....	2007-10
9.	.677	Jim Fogler (21-of-31).....	1981-83
10.	.676	Tom Dallen (23-of-34).....	1993-94

## Consecutive Field Goals Made

1.	13	Jake Rogers.....	2007-08
	13	Jonathan Ruffin.....	2002
3.	12	Andrew Gantz.....	2012
	12	Jonathan Ruffin.....	2000
5.	11	Kevin Lovell.....	2006
6.	8	Jonathan Ruffin.....	2001
	8	Eric Richards.....	1997
8.	7	Jonathan Ruffin.....	2000
	7	Phil Insalaco.....	1987
	7	Kevin Lovell.....	2005-06

## Points Scored By Kicking

1.	339	Jacob Rogers.....	2007-10
2.	315	Jonathan Ruffin.....	1999-2002
3.	224	Andrew Gantz.....	2014-17
4.	203	Steve Schultz.....	1976-79
5.	202	Eric Richards.....	1994-97
6.	200	Tony Miliano.....	2011-14
7.	193	Cole Smith.....	2018-21
8.	184	Kevin Lovell.....	2004-06
9.	160	Phil Insalaco.....	1986-88
10.	121	Jim O'Brien.....	1967-69

## Consecutive Games Scored In

1.	47	Jonathan Ruffin.....	1999-2002
2.	37	Jacob Rogers.....	2007-10
3.	28	Andrew Gantz.....	2014-15
4.	26	Tony Miliano.....	2011-2012
5.	24	Jim O'Brien.....	1968-69

# PUNTING & RETURN RECORDS

## PUNTING

### GAME RECORDS

#### Punts

1.	13	Phil Peckich at Pittsburgh.....	1981
2.	12	four times, last by Steve Smith at Louisville.....	1996

#### Punting Yards

1.	510	Steve Smith at Louisville.....	1996
2.	502	Mike Connell vs. Arizona State.....	1976
3.	460	Clem Fennell at North Texas State.....	1970
4.	456	Doug Johnson at Boston College.....	1997
5.	452	Steve Smith at Virginia Tech.....	1995

#### Punting Average

1.	59.7	Pat O'Donnell vs NC State (3 punts).....	2011
	59.7	Kevin Huber vs. Marshall (3 punts).....	2007
3.	57.5	John Lloyd vs. USF (2 punts).....	2013
	55.0	John Lloyd vs. Temple (2 punts).....	2012
5.	54.0	Adam Wulfeck vs. Miami (OH) (2 punts).....	1999

### SEASON RECORDS

#### Punts

1.	80	Phil Peckich.....	1981
2.	77	Jeff West.....	1974
3.	73	Jeff Jones.....	1990
4.	72	James Smith.....	2019
	72	Mike Connell.....	1976
5.	71	Clem Fennell.....	1972

#### Punting Yards

1.	3,192	Jeff West.....	1974
2.	3,155	Phil Peckich.....	1981
3.	3,095	Mike Connell.....	1976
	3,053	James Smith.....	2019
4.	2,821	Jeff Jones.....	1990
5.	2,800	Adam Wulfeck.....	2001

#### Punting Average (Min. 25 Punts)

1.	46.90	Kevin Huber.....	2007
2.	46.60	James Smith.....	2018
3.	46.30	Sam Geraci.....	2015
4.	45.00	Kevin Huber.....	2008
5.	43.85	James Smith.....	2020

### CAREER RECORDS

#### Punts

1.	241	Chet Ervin.....	2002-05
2.	236	Jeff Blaylock.....	1991-94
3.	235	James Smith.....	2017-20
	235	Shaun Burdick.....	1983-86
5.	216	Jeff Jones.....	1987-90

#### Punting Yards

1.	10,245	James Smith.....	2017-20
2.	9,446	Chet Ervin.....	2002-05
3.	9,244	Shaun Burdick.....	1983-86
4.	9,008	Adam Wulfeck.....	1998-2001
5.	8,711	Jeff Blaylock.....	1991-94

#### Punting Average (Min. 50 Punts)

1.	45.47	Kevin Huber.....	2005-08
2.	43.60	James Smith.....	2017-20
3.	42.60	Pat O'Donnell.....	2010-12
4.	42.51	Mike Connell.....	1974-77
5.	42.05	Adam Wulfeck.....	1998-2001

## RETURNS

### GAME RECORDS

#### Kickoff Returns

1.	8	Mardy Gilyard at Pittsburgh.....	2009
	8	LaDaris Vann vs. ECU.....	1999
3.	7	Three Tied	

#### Kickoff Return Yards

1.	256	Mardy Gilyard at Pittsburgh.....	2009
2.	246	Mardy Gilyard at Oklahoma.....	2008
3.	218	Roger Stephens vs. Dayton.....	1947
4.	207	Mardy Gilyard vs. Florida.....	2010
5.	192	Keith Jenkins vs. Houston.....	1975

#### Kickoff Returns For Touchdowns

1.	1	Accomplished 22 times last by Tucker at Indiana (2021)	
----	---	---	--

#### Punt Returns

1.	7	three times, last by Mike Daniels vs. WCU.....	2005
----	---	--	------

#### Punt Return Yards

1.	161	Gene Gibson vs. Ohio.....	1949
2.	122	Tinker Keck vs. Louisville.....	1997
3.	103	Gene Gibson vs. Western Michigan.....	1949
4.	98	Errol Prisby vs. North Texas State.....	1963
5.	97	Tinker Keck vs. Miami (OH).....	1997

#### Punt Return Touchdowns

1.	2	Tinker Keck vs. Louisville.....	1997
	2	Gene Gibson vs. Ohio.....	1949
2.	1	Accomplished 25 times	

### SEASON RECORDS

#### Kickoff Returns

1.	42	Mardy Gilyard.....	2009
2.	39	Ralph David Abernathy IV.....	2011
3.	36	Mardy Gilyard.....	2008
4.	33	Donald McKnight.....	1998
5.	32	Ralph David Abernathy IV.....	2012

#### Kickoff Return Yards

1.	1,281	Mardy Gilyard.....	2009
2.	1,034	Ralph David Abernathy IV.....	2011
3.	994	Mardy Gilyard.....	2008
4.	801	Ralph David Abernathy IV.....	2012
5.	652	Russell Cooper.....	1980

#### Kickoff Return Average (Min. 1.5 KOR/G)

1.	34.33	Robert Tate.....	1995
2.	31.50	Chris Hewitt.....	1993
3.	30.50	Mardy Gilyard.....	2009
4.	29.13	Keith Jenkins.....	1975
5.	27.73	Tom Marvaso.....	1974

#### Kickoff Returns For Touchdowns

1.	2	Mardy Gilyard.....	2008
----	---	--------------------	------

#### Punt Returns

1.	38	Tinker Keck.....	1997
	38	Charley Bland.....	1973
3.	37	Tom Marvaso.....	1975
4.	36	Tye Keith.....	2002
5.	35	LaDaris Vann.....	2001

#### Punt Return Yards

1.	577	Tinker Keck.....	1997
2.	438	Gene Gibson.....	1949
3.	342	Tom Marvaso.....	1974

4.	322	Gene Gibson.....	1950
5.	302	Charley Bland.....	1973

#### Punt Return Average (Min. 10 Returns)

1.	20.86	Gene Gibson.....	1949
2.	20.12	Gene Gibson.....	1950
3.	19.82	Jack Delaney.....	1951
4.	17.36	Billy Hunter.....	1972
5.	16.23	Dom Del Bene.....	1951

#### Punt Return Touchdowns

1.	4	Tinker Keck.....	1997
2.	3	Gene Gibson.....	1949

### CAREER RECORDS

#### Kickoff Returns

1.	93	Mardy Gilyard.....	2005-09
2.	87	Ralph David Abernathy IV.....	2011-14
3.	62	Brian Jenkins.....	1990-93
4.	59	Tre Tucker.....	2018-present
5.	55	Dominick Goodman.....	2005-07

#### Kickoff Returns Yards

1.	2,657	Mardy Gilyard.....	2005-09
2.	2,186	Ralph David Abernathy IV.....	2011-14
3.	1,506	Brian Jenkins.....	1990-93
4.	1,496	Tre Tucker.....	2019-present
5.	1,199	Dominick Goodman.....	2005-07

#### Kickoff Returns Average (Min. 25 KOR)

1.	28.60	Mardy Gilyard.....	2005-09
2.	28.54	Chris Hewitt.....	1993-95
3.	26.41	Robert Tate.....	1993-95
4.	25.36	Tre Tucker.....	2019-present
5.	25.10	Ralph David Abernathy IV.....	2011-14

#### Kickoff Returns For Touchdowns

1.	4	Mardy Gilyard.....	2005-09
2.	2	Tre Tucker.....	2019-present
	2	Mel Riggins.....	1970-71
3.	1	Accomplished 17 times	

#### Punt Returns

1.	73	Robert Tate.....	1993-96
	73	Tom Marvaso.....	1974-75
3.	68	Tinker Keck.....	1997-99
4.	62	Ryan Montgomery.....	2019-present
5.	60	Lamont Patterson.....	1979-82

#### Punt Return Yards

1.	804	Tinker Keck.....	1997-99
2.	760	Gene Gibson.....	1949-50
3.	637	Robert Tate.....	1993-96
4.	597	Ryan Montgomery.....	2019-present
5.	575	Tom Marvaso.....	1974-75

#### Punt Return Average

1.	20.54	Gene Gibson.....	1949-50
2.	14.33	Jack Delaney.....	1950-52
3.	11.82	Tinker Keck.....	1997-99
4.	11.80	Mardy Gilyard.....	2005-09
5.	10.57	Brian Jenkins.....	1990-92

#### Punt Return Touchdowns

1.	5	Gene Gibson.....	1949-50
2.	4	Tinker Keck.....	1997-99
3.	3	Joe Morrison.....	1956-58
4.	2	Tom Marvaso.....	1974-75
5.	1	Accomplished 16 times last by Gilyard (2009)	

## DEFENSIVE RECORDS

## TACKLES

## GAME RECORDS

## Total Tackles

1.	31	Karl Woods at South Carolina .....	1980
2.	24	Vaughn Booker vs. ECU .....	1987
3.	23	Brad Jackson vs. Boston College .....	1997
		23 Jerome Brinson vs. Oklahoma State .....	1987
5.	22	Sam Garnes vs. Vanderbilt .....	1994
		22 Jason Coppess vs. Bowling Green .....	1993
		22 Alex Gordon vs. Miami (OH) .....	1986
		22 Brad Nothacker vs. Penn State .....	1985
9.	21	Jack Bruscianelli vs. West Virginia .....	1989
		21 Mike Kelly vs. Rutgers .....	1987

## Solo Tackles (Since 2001)

1.	12	Zach Edwards vs. ECU .....	2014
		12 Mike Mickens at Akron .....	2008
		12 Jamar Enzor at Memphis .....	2003
		12 Ivan Fields vs. Tulane .....	2001
5.	11	Walter Stewart vs. Syracuse .....	2010
6.	11	Haruki Nakamura at USF .....	2007
7.	11	Ryan Manalac at USF .....	2007
8.	11	Jamar Enzor vs. Rhode Island .....	2003
9.	11	Ivan Fields vs. West Virginia .....	2002
10.	11	Lewis Carter vs. Purdue .....	2001

## Assisted Tackles (Since 2001)

1.	12	Andre Revels at Miami (OH) .....	2009
		12 Corey Smith vs. Louisville .....	2007
		12 Jamar Enzor at UAB .....	2003
4.	11	Kevin Brown vs. Memphis .....	2014
		11 Zach Edwards vs. Memphis .....	2014
		11 Jeff Luc vs. Miami (Ohio) .....	2014
7.	10	Eric Wilson vs. UT Martin .....	2016
		10 Jeff Luc vs. Memphis .....	2014
		10 Nick Temple vs. Memphis .....	2014
		10 Greg Blair at Louisville .....	2012
		10 JK Schaffer at NC State .....	2010
		10 JK Schaffer vs. Illinois .....	2009

## Tackles For A Loss (Since 2001)

1.	5.5	Brandon Mills vs. Rutgers .....	2010
2.	5.0	Antwan Peek at Southern Miss .....	2002
		5.0 Antwan Peek vs. Louisiana-Monroe .....	2001
		5.0 Derek Wolfe vs. Connecticut .....	2011
5.	4.5	Trevor Anderson at Connecticut .....	2006
		4.5 Cortez Broughton at UCLA .....	2018

## TACKLES

## SEASON RECORDS

## Total Tackles

1.	186	Mike Brookins .....	1979
2.	168	Brad Jackson .....	1997
3.	161	Karl Woods .....	1980
4.	158	Jerome Brinson .....	1983
5.	155	Karl Woods .....	1978
6.	147	Dwayne Berry .....	1978
7.	145	Muhammed El-Mubarak .....	1995
8.	143	Linwood Marshall .....	1983
9.	140	Howie Kurnick .....	1978
10.	138	Greg Blair .....	2012
		138 Phillip Curry .....	1997
		138 Antonio Gibson .....	1982

## Solo Tackles

1.	101	Howie Kurnick .....	1978
2.	94	Linwood Marshall .....	1983
3.	93	Brad Jackson .....	1997
		93 Mike Brookins .....	1979
5.	90	Muhammed El-Mubarak .....	1995
		90 Jerome Brinson .....	1983
7.	88	Sam Garnes .....	1994
8.	83	Phillip Curry .....	1997
9.	82	DeJuan Gossett .....	1999
10.	80	Jack Bruscianelli .....	1988

## Assisted Tackles

1.	99	Karl Woods .....	1980
2.	93	Mike Brookins .....	1979
3.	83	Karl Woods .....	1978
4.	82	Alex Gordon .....	1985
5.	78	Dwayne Berry .....	1978
6.	75	Brad Jackson .....	1997
		75 Richard Rhodes .....	1985
8.	74	Antonio Gibson .....	1982
9.	73	Alex Gordon .....	1986
10.	70	Greg Blair .....	2012

## Tackles For A Loss

1.	28.0	Mike Gates .....	1980
2.	22.0	Trent Cole .....	2004
		22.0 Antwan Peek .....	2001
4.	21.5	Derek Wolfe .....	2011
		21.0 Antwan Peek .....	2002
		21.0 Phil Poirier .....	1989
7.	20.0	Nate Dingle .....	1992
8.	18.0	Tyjuan Hagler .....	2002
		18.0 Andrew Stewart .....	1988
10.	17.5	Cortez Broughton .....	2018

## TACKLES

## CAREER RECORDS

## Total Tackles

1.	502	Karl Woods .....	1977-80
2.	487	Phillip Curry .....	1994-97
3.	392	Brad Jackson .....	1994-97
4.	381	Zach Edwards .....	2013-16
5.	356	Mike Brookins .....	1979-81
6.	352	Alex Gordon .....	1983-86
7.	351	Hassan Champion .....	1995-98
		351 Joe Olding .....	1979-82
9.	338	Doug Monaghan .....	2001-04
10.	337	JK Schaffer .....	2008-11
		327 DeJuan Gossett .....	1997-2000

## Solo Tackles

1.	268	Phillip Curry .....	1994-97
2.	229	Zach Edwards .....	2013-16
3.	222	DeJuan Gossett .....	1997-2000
4.	216	Brad Jackson .....	1994-97
5.	211	Karl Woods .....	1977-80
6.	208	Ivan Fields .....	1999-2002
7.	206	Sam Garnes .....	1993-96
8.	200	Doug Monaghan .....	2001-04
9.	190	Mike Brookins .....	1979-81
10.	184	Hassan Champion .....	1995-98

## Assisted Tackles

1.	291	Karl Woods .....	1979-81
2.	219	Phillip Curry .....	1994-97
3.	192	Alex Gordon .....	1983-86
4.	176	Brad Jackson .....	1994-97
5.	175	Joe Olding .....	1979-82
6.	168	Howie Kurnick .....	1975-78
7.	167	Hassan Champion .....	1995-98
8.	166	Mike Brookins .....	1979-81
9.	155	JK Schaffer .....	2008-11
10.	152	Zach Edwards .....	2014-16

## Tackles For A Loss

1.	56.0	Antwan Peek .....	1998-2002
2.	48.0	Trent Cole .....	2002-04
3.	46.0	Nate Dingle .....	1990-93
4.	45.0	Phillip Curry .....	1994-97
5.	44.5	Andre Frazier .....	2001-04
6.	42.0	Terrill Byrd .....	2005-08
7.	38.0	Alex Gordon .....	1983-86
8.	37.0	Derek Wolfe .....	2008-11
		37.0 George Jamison .....	1980-83
9.	36.0	Andrew Stewart .....	1986-88
10.	34.5	Tyjuan Hagler .....	2002-04

## DEFENSIVE RECORDS

## SACKS

## GAME RECORDS

## Quarterback Sacks (Since 2001)

1.	4.0	Alex Daniels at Miami (OH).....	2009
	4.0	Antwan Peek vs. Louisiana-Monroe.....	2001
3.	3.5	Cortez Broughton at UCLA.....	2018
4.	3.0	Connor Barwin vs. Pittsburgh.....	2008
	3.0	Trent Cole at ECU.....	2004
	3.0	Anthony Hoke vs. UConn.....	2007
	3.0	Anthony Hoke at Syracuse.....	2007
	3.0	Brandon Mills vs. Rutgers.....	2010
	3.0	Lamonte Nelms at Syracuse.....	2007

## SEASON RECORDS

## Quarterback Sacks (Since 2001)

1.	13.0	Anthony Hoke.....	2007
2.	12.5	Antwan Peek.....	2001
3.	11.0	Connor Barwin.....	2008
4.	9.5	Derek Wolfe.....	2011
	9.5	Silverberry Mouhon.....	2013
6.	9.0	Terrell Hartsfield.....	2014
	9.0	Antwan Peek.....	2000
8.	8.5	Trent Cole.....	2004
	8.5	Alex Daniels.....	2009
10.	8.0	Terrill Byrd.....	2007

## CAREER RECORDS

## Quarterback Sacks (Since 2001)

1.	28.0	Antwan Peek.....	1998-2002
2.	22.0	Anthony Hoke.....	2004-07
3.	21.5	Andre Frazier.....	2000-04
4.	19.5	Derek Wolfe.....	2008-11
5.	19.0	Trent Cole.....	2002-04
	19.0	Silverberry Mouhon.....	2012-15
7.	18.0	Nate Dingle.....	1990-93
	18.0	George Jamison.....	1980-83
9.	17.5	Walter Stewart.....	2009-12
10.	16.5	Dan Giordano.....	2008-12
	16.5	Terrill Byrd.....	2005-08

## FUMBLES

## GAME RECORDS

## Fumbles Forced (Since 2000)

1.	3	Antwan Peek vs. Louisiana-Monroe.....	2001
2.	2	Seven times, last by J. White vs. Tulsa.....	2019

## Fumbles Recovered (Since 2000)

1.	2	Willis Edwards vs. Memphis.....	2002
	2	Ivan Fields at Memphis.....	2000
	2	Jeff Luc vs. USF.....	2014
	2	Kevin McCullough vs. Connecticut.....	2005
	2	Wesley Richardson at NC State.....	2010

## SEASON RECORDS

## Fumbles Forced (Since 2000)

1.	7	Antwan Peek.....	2002
2.	6	Jeff Luc.....	2014
3.	5	Antwan Peek.....	2001
4.	4	Bryan Wright.....	2019
	4	Walter Stewart.....	2011
	4	Willis Edwards.....	2001
	4	Troy Evans.....	2000

## Fumbles Recovered (Since 2000)

1.	5	Antwan Peek.....	2002
2.	4	Ja'Von Hicks.....	2019
	4	Jeff Luc.....	2014
4.	3	Nine times, last by Hartsfield & Wilson.....	2014

## CAREER RECORDS

## Forced Fumbles (Since 1999)

1.	17	Antwan Peek.....	1998-02
2.	8	Jeff Luc.....	2013-14
	8	Walter Stewart.....	2009-12
3.	6	JK Schaffer.....	2008-11
	6	Andre Frazier.....	2000-04
	6	Zach Norton.....	2000-03
6.	5	Coby Bryant.....	2017-21
	5	Willis Edwards.....	2000-02
	5	Anthony Hoke.....	2004-07
	5	Jason Russel.....	2001-04
	5	Anthony Williams.....	2005-07
	5	Tyrell Gilbert.....	2014-18

## Fumble Recoveries

1.	12	John Vitro.....	1973-75
2.	10	Antwan Peek.....	1998-2002
	10	Howie Kurnick.....	1975-77
4.	9	Ronnie Shannon.....	1988-91
	9	David Mann.....	1975-77
6.	7	Eric Wilson.....	2014-16
	7	Marion Ford.....	1972-73
	7	Charlie Stovall.....	1971-72

## BLOCKS

## CAREER RECORDS

## Blocked Kicks (Since 2000)

1.	7	Antwan Peek.....	2000-02
2.	5	Ethan Tucky.....	2018-20
3.	4	Connor Barwin.....	2005-08
4.	3	Wilson Huber.....	2018-present
5.	2	Arquon Bush.....	2018-present
	2	Deshawn Pace.....	2020-present
	2	Tyjuan Hagler.....	2001-04
	2	Mardy Gilyard.....	2005,07-09
	2	Andre Frazier.....	2000-04

## SEASON RECORDS

## Blocked Kicks (Since 2000)

1.	3	Antwan Peek.....	2000
	3	Connor Barwin.....	2008
	3	Ethan Tucky.....	2019
4.	2	Arquon Bush.....	2021
	2	Mardy Gilyard.....	2007
	2	Antwan Peek.....	2001
	2	Wilson Huber.....	2019
	2	Andre Frazier.....	2003
	2	Tyjuan Hagler.....	2004
	2	Antwan Peek.....	2002

## GAME RECORDS

## Blocked Kicks (Since 2000)

1.	2	Connor Barwin at Marshall.....	20008
	2	Antwan Peek vs. Miami.....	2000
3.	1	40 times, last by A. Bush at ECU.....	2021

## HURRIES

## SEASON RECORDS

## Quarterback Hurries (Since 2000)

1.	13	Myjai Sanders.....	2021
	13	Trevor Anderson.....	2006
	13	Trent Cole.....	2004
4.	12	Dan Giordano.....	2012
5.	11	Angelo Craig.....	2007

## CAREER RECORDS

## Quarterback Hurries (Since 2000)

1.	26	Dan Giordano.....	2008-12
2.	25	Myjai Sanders.....	2018-21
3.	16	Silverberry Mouhon.....	2012-15
4.	15	Angelo Craig.....	2003-07
5.	14	Andre Frazier.....	2000-04



## DEFENSIVE RECORDS

## INTERCEPTIONS

## GAME RECORDS

## Interceptions

1.	4	Bob Hynes vs. Ohio Northern.....	1923
2.	3	accomplished six times, last by D. Smith (2007)	

## Interception Return Yards

1.	123	Shawn Ferguson vs. Memphis.....	1998
2.	96	Jocelyn Borgella vs. Rutgers .....	1992
	96	Bob Del Rosa vs. Oklahoma State .....	1958
4.	88	Joe Morrison vs. Dayton.....	1956
5.	87	Joe Morrison vs. Wichita State.....	1956

## Interception Returns for Touchdowns

1.	2	Shawn Ferguson vs. Memphis.....	1998
2.	1	accomplished 61 times, last by Bryant (2021)	

## SEASON RECORDS

## Interceptions

1.	8	DeAngelo Smith .....	2007
2.	6	seven times, last by Mike Mickens.....	2007

## Interception Return Yards

1.	175	Joe Morrison.....	1956
2.	171	Jocelyn Borgella .....	1992
3.	159	John Mooth.....	1951
4.	158	Mike Mickens .....	2008
5.	136	Mike Mickens .....	2007

## Interception Returns for Touchdowns

1.	2	Ahmad Gardner.....	2019
	2	Mike Mickens .....	2007
	2	Blue Adams.....	2002
	2	Shawn Ferguson.....	1998
	2	Joe Morrison.....	1956

## CAREER RECORDS

## Interceptions

1.	14	Mike Mickens .....	2005-08
2.	12	DeAngelo Smith .....	2005-08
	12	Blue Adams.....	1998-2002
	12	Jocelyn Borgella .....	1990-93
5.	11	Ed Bolis.....	1970-72
6.	10	Coby Bryant .....	2017-21

## Interception Return Yards

1.	296	Mike Mickens .....	2005-08
2.	263	Jocelyn Borgella .....	1990-93
	263	Joe Morrison.....	1956-58
4.	254	Gene Gibson.....	1949-50
5.	222	Aaron Webster.....	2006-09

## Interception Returns for Touchdowns

1.	3	Mike Mickens .....	2005-08
	3	Shawn Ferguson.....	1995-98
2.	2	four times, last by Ahmad Gardner .....	2019-21

## PASSES BROKEN UP

## GAME RECORDS

## Most Pass Breakups (Since 2000)

1.	4	Mike Mickens vs. Rutgers .....	2006
	4	Zach Norton vs. Louisville .....	2001
	4	Linden Stephens at Miami (OH).....	2017
4.	3	Coby Bryant at Notre Dame .....	2021
	3	Blue Adams at Temple .....	2002
	3	Coby Bryant at Temple.....	2018
	3	Coby Bryant at ECU.....	2019
	3	Zach Edwards vs. North Carolina .....	2013
	3	Ivan Fields vs. Houston.....	2002
	3	Tyrell Gilbert at Miami (OH) .....	2018
	3	Andre Jones vs. ECU.....	2014
	3	Mike Mickens at Akron.....	2008
	3	Mike Mickens vs. UConn .....	2005
	3	Mike Mickens vs. Louisville .....	2005
	3	Mike Mickens vs. Pittsburgh .....	2006
	3	Mike Mickens at Miami (OH).....	2005
	3	Haruki Nakamura vs. USF.....	2006
	3	Zach Norton vs. UAB.....	2002
	3	Antwan Peek at Tulane .....	2000

## PASSES DEFENDED (PBU + INT)

## SEASON RECORDS

## Most Passes Defended (Since 2000)

1.	23	Blue Adams (17 PBU, 6 INT) .....	2002
2.	18	Mike Mickens (15 PBU, 3 INT).....	2006
3.	16	Lavar Glover (15 PBU, 1 INT).....	2001
	16	Zach Norton (14 PBU, 2 INT) .....	2002
	16	Deangelo Smith (8 PBU, 8 INT).....	2007
6.	15	Mike Mickens (14 PBU, 1 INT).....	2005
	15	Daven Holly (9 PBU, 6 INT).....	2003
8.	14	Coby Bryant (11 PBU, 3 INT).....	2021
9.	13	Ivan Fields (10 PBU, 3 INT).....	2002
	13	Zach Norton (10 PBU, 3 INT) .....	2001
	13	Mike Mickens (10 PBU, 3 INT).....	2008

## PASSES DEFENDED (PBU + INT)

## CAREER RECORDS

## Most Passes Defended (Since 2000)

1.	58	Mike Mickens (45 Brup, 13 Int).....	2005-08
2.	45	Coby Bryant (35 Brup, 10 Int).....	2017-21
3.	41	Zach Norton (31 Brup, 10 Int).....	2000-03
4.	34	Blue Adams (26 Brup, 8 Int).....	2000-02
	34	Zach Edwards (26 Brup, 8 Int).....	2013-16
6.	30	Deangelo Smith (19 Brup, 11 Int) .....	2004-08
7.	29	Doug Monaghan (20 Brup, 9 Int) .....	2001-04
	29	Deven Drane (21 Brup, 8 Int) .....	2010-13
9.	28	Drew Frey (20 Brup, 8 Int) .....	2008-12
10.	27	Ahmad "Sauce" Gardner (18 Brup, 9 INT).....	2019-21

## DEFENSIVE SCORES

## GAME RECORDS

## Fumble Return TDs - Defense (Since 2000)

1.	1	18 times, last by Jabari Taylor vs Kennesaw St..	2022
----	---	--	------

## Blocked PAT Return (Two Points) (Since 2000)

1.	1	Coby Bryant vs. Temple.....	2019
	1	Daven Holly vs. Miami (OH).....	2004

## Blocked FG Return TDs (Since 2000)

1.	1	Ahmad "Sauce" Gardner at ECU.....	2021
----	---	-----------------------------------	------

## SEASON RECORDS

## Fumble return TDs (Since 2000)

1.	2	Antwan Peek .....	2002
2.	1	17 times, last by Jabari Taylor.....	2022

## Blocked PAT Return (Two Points) (Since 2000)

1.	1	Coby Bryant .....	2019
	1	Daven Holley.....	2004

## CAREER RECORDS

## Fumble return TDs (Since 2000)

1.	2	Antwan Peek .....	2000-02
	2	Kevin McCullough.....	2005-06
3.	1	Jabari Taylor.....	2017-22
	1	Nick Temple.....	2011-14
	1	Eric Wilson .....	2014-16
	1	Fran Callicott.....	2002-03
	1	JK Schaffer .....	2008-11
	1	Walter Stewart.....	2009-12
	1	Daven Holly.....	2000-04
	1	Maalik Bomar.....	2009-12
	1	Deven Drane .....	2010-13
	1	Ivan Fields.....	2000-02
	1	Angelo Craig.....	2003-07
	1	Tyjuan Hagler .....	2001-04
	1	Carter Jacobs .....	2014-17
	1	Kimoni Fitz.....	2014-18
	1	Terrell Hartsfield.....	2013-14

## Blocked PAT Return (Two Points) (Since 2000)

1.	1	Coby Bryant .....	2017-21
	1	Daven Holley.....	2001-04

## Blocked FG Return TDs (Since 2000)

1.	1	Ahmad "Sauce" Gardner at ECU.....	2019-21
----	---	-----------------------------------	---------

# SINGLE GAME TEAM RECORDS

## Most Points

1.	124	Transylvania .....	1912
2.	115	Kentucky Wesleyan.....	1921
3.	72	Austin Peay.....	2011
4.	70	Southeast Missouri State.....	2009
5.	69	Rutgers.....	2010
6.	69	Case-Western Reserve.....	1923
7.	67	Virginia Military Institute.....	1953
	67	Baltimore.....	1935
9.	66	Northwestern State.....	2013
	66	Case-Western Reserve.....	1953
10.	63	Kennesaw State.....	2022
	63	Alabama A&M.....	2018
	63	Louisiana-Monroe.....	1977

## Most Touchdowns

1.	14	Transylvania .....	1912
2.	10	Four Times	

## Most Rushing Attempts

1.	83	Louisiana-Monroe.....	1977
2.	82	Miami (OH).....	1996
3.	77	Miami (OH).....	1951
4.	74	North Texas State.....	1970
5.	73	Miami (OH).....	1970

## Most Rushing Yards

1.	464	Case-Western Reserve.....	1953
	464	Virginia Military Institute.....	1953
3.	422	Kansas State.....	1966
4.	421	Marshall.....	1946
5.	419	Xavier.....	1970
6.	409	Alabama A&M.....	2018
	405	Miami (OH).....	1996
7.	402	North Texas State.....	1970
8.	389	Xavier.....	1946
9.	387	Austin Peay.....	2011
10.	383	South Dakota.....	1965

## Most Rushing Touchdowns

1.	14	Transylvania .....	1912
2.	10	Case-Western Reserve.....	1953
	10	Virginia Military Institute.....	1953

## Most Passing Attempts

1.	64	@ Memphis.....	2015
2.	61	USF.....	2010
3.	60	@ Miami (Fla.).....	2014
4.	59	Southern Miss.....	1999
5.	57	Ohio.....	1968

## Most Passes Completed

1.	38	@ Memphis.....	2015
	36	Ohio.....	1968
3.	35	Southern Miss.....	1999
4.	34	USF.....	2010
5.	33	@ SMU.....	2018

## Most Passing Yards

1.	620	@ Memphis.....	2015
2.	584	Ohio.....	1968
3.	512	USF.....	2010
4.	507	@ Rutgers.....	2013
5.	480	UConn.....	2009
6.	436	ECU.....	2014
	436	Toledo.....	2014
	436	Louisville.....	1968
9.	431	Syracuse.....	2007
10.	407	Southern Miss.....	1999

## Most Interceptions Thrown

1.	6	Xavier.....	1972
2.	5	North Texas.....	2002
	5	Toledo.....	1995
	5	Houston.....	1968
	5	North Texas.....	1967
	5	Xavier.....	1955
	5	Xavier.....	1951

## Most Touchdown Passes

1.	6	UCF.....	2015
	6	Toledo.....	2014
	6	@ Rutgers.....	2013
	6	Illinois.....	2009
5.	5	SMU.....	2021
	5	ECU.....	2018
	5	UConn.....	2013
	5	Northwestern State.....	2013
	5	@ Louisville.....	2010
	5	@ Rutgers.....	2009
	5	Southern Miss.....	2004

## Most Offensive Plays

1.	100	@ Memphis.....	2015
2.	99	Miami (OH).....	1996
3.	96	Southern Miss.....	1999
4.	95	ECU.....	1998
5.	94	@ Miami (Ohio).....	2015
	94	Tulsa.....	1978

## Most Yards Total Offense

1.	752	@ Memphis.....	2015
2.	741	Alabama A&M.....	2018
3.	726	UCF.....	2015
4.	711	UConn.....	2009
5.	684	Ohio.....	1968
6.	669	Northwestern State.....	2013
7.	661	Rutgers.....	2010
8.	659	@ UConn.....	2018
9.	653	ECU.....	2020
10.	652	Tulsa.....	2015

## Most First Downs

1.	38	Alabama A&M.....	2018
	38	@ Memphis.....	2015
3.	36	Ohio.....	1968
4.	34	Temple.....	2015
	34	Alabama A&M.....	2015

## Most Fumbles

1.	15	Louisville.....	1970
2.	9	North Texas State.....	1968
3.	8	Wichita State.....	1960

## Most Fumbles Lost

1.	7	Virginia Military Institute.....	1951
2.	6	Louisville.....	1970
	6	Hardin-Simmons.....	1955

## Most Turnovers

1.	9	Xavier.....	1955
	9	Hardin-Simmons.....	1955
	9	Virginia Military Institute.....	1951
4.	8	Houston.....	1968
	8	Western Michigan.....	1949

## Most Penalties

1.	18	Kansas State.....	1951
2.	15	Xavier.....	1958
3.	14	at Hawai'i.....	2002
	14	Louisville.....	1968

## Most Penalty Yards

1.	176	Louisville.....	1968
2.	170	Kentucky.....	1945
3.	161	Dayton.....	1957
4.	159	ECU.....	2020
	142	Toledo.....	1953
5.	140	Kansas State.....	1951

## Most Punts

1.	13	Pittsburgh.....	1981
	13	Mississippi State.....	1948
3.	12	Louisville.....	1996
	12	Virginia Tech.....	1995
5.	11	Boston College.....	1997
	11	Central Michigan.....	1990
	11	North Texas State.....	1970
	11	Tulsa.....	1958
	11	Mississippi State.....	1949

## Most Punting Yards

1.	510	Louisville.....	1996
2.	502	Arizona State.....	1976
3.	475	Mississippi State.....	1948
4.	460	North Texas State.....	1968
5.	456	Boston College.....	1997
6.	452	Virginia Tech.....	1995
7.	451	Central Michigan.....	1990
8.	425	West Virginia.....	2003
9.	418	Rutgers.....	2008
10.	407	Iowa.....	1990

## Most Punt Return Yards

1.	177	Ohio.....	1949
2.	156	Western Reserve.....	1951
3.	150	Western Michigan.....	1950
4.	122	Louisville.....	1997
5.	116	UTEP.....	1950

## Most Kickoff Return Yards

1.	295	Memphis.....	1971
2.	278	at Pittsburgh.....	2009
3.	265	at Oklahoma.....	2008
4.	226	Florida.....	2010
	219	Hardin-Simmons.....	1955

## Fewest Rushing Attempts

1.	15	Illinois.....	2009
2.	16	at West Virginia.....	2010
	16	Fresno State.....	2009
4.	19	Ohio State.....	2014
	19	at UConn.....	2008
	19	Miami (OH).....	1968
7.	18	at Houston.....	2015
	18	at Pittsburgh.....	2009

## Fewest Rushing Yards

1.	-23	Rutgers.....	2005
2.	-20	Northwestern State.....	1977

## Fewest Passes Completed

1.	0	Dayton.....	1970
2.	1	Wichita State.....	1965
	1	South Dakota.....	1965
	1	Wichita State.....	1962
	1	Tulsa.....	1959

## Fewest Passing Yards

1.	0	Dayton.....	1970
2.	6	Wichita State.....	1965
3.	8	South Dakota.....	1965
4.	11	Wichita State.....	1962
5.	14	Ohio.....	1970

## Fewest Yards Total Offense

1.	46	North Texas.....	1959
2.	48	Central Michigan.....	1989
3.	69	Iowa.....	1990
4.	97	Houston.....	1957
5.	100	Tulsa.....	1958

## Fewest First Downs

1.	3	West Virginia.....	1989
2.	5	Pacific.....	1949
3.	6	Tulsa.....	1958
	6	Xavier.....	1956
	6	@ Navy.....	1956

## Fewest Penalties

1.	1	Houston.....	2014
	1	Rutgers.....	1994
	1	Louisville.....	1966
	1	Memphis.....	1966
	1	Army.....	1963
	1	Hawai'i.....	1954

## Fewest Yards Penalized

1.	4	Memphis.....	1966
2.	5	Army.....	1963
3.	10	Houston.....	2014
	10	Temple.....	2003
	10	Rutgers.....	1994
5.	12	Wichita State.....	1965
6.	13	South Dakota.....	1965

## Fewest Punts

1.	0	UCF.....	2015
	0	Miami (OH).....	2008
	0	Memphis.....	1998
	0	Miami (OH).....	1954
3.	1	Seven Times	
		Last vs. SMU.....	2021

# OPPONENT SINGLE GAME TEAM RECORDS

## Fewest Rushing Attempts

1.	17	Dayton	1961
2.	18	@ East Carolina	2015
3.	19	Miami (OH)	2012
	19	Xavier	1954
	19	Akron	2006

## Fewest Rushing Yards

1.	-46	Kansas	1997
2.	-37	Wichita State	1974
3.	-22	NC State	2011
4.	-20	Northwestern State	1977
5.	-19	Louisiana-Monroe	1996
6.	-17	Louisville	1968
7.	-16	Louisiana-Lafayette	1975
8.	-15	Syracuse	2007
9.	-14	Louisville	1981
	-14	Wichita State	1965

## Fewest Passing Attempts

1.	1	Boston College	1964
2.	2	Louisville	1953
3.	3	Miami (OH)	1971
	3	Wichita State	1955
	3	Miami (OH)	1957

## Fewest Pass Completions

1.	0	vs. Louisville	1974
	0	vs. Ohio	1973
	0	vs. Boston College	1964
	0	vs. Indiana	1963
	0	vs. Ohio	1949

## Fewest Passing Yards

1.	-1	Xavier	1971
2.	0	Louisville	1974
	0	Ohio	1973
	0	Boston College	1964
	0	Indiana	1963
	0	Ohio	1949

## Fewest Yards Total Offense

1.	18	Louisiana-Lafayette	1973
2.	22	Ohio	1950
3.	32	Xavier	1954
4.	53	Kansas	1997
5.	70	Louisville	1976

## Most Points

1.	81	Penn State	1991
2.	71	Houston	1968
	71	Ohio Wesleyan	1928
4.	70	Louisville	2004
	70	Florida State	1990
6.	69	West Virginia	1989

## Most Rushing Attempts

1.	86	West Virginia	1969
2.	79	Houston	1974
	79	Miami (OH)	1972
4.	76	Miami (OH)	1967
5.	74	Miami (OH)	1968

## Most Rushing Yards

1.	569	@ Navy	2017
2.	539	Northern Illinois	1989
3.	500	ECU	1987
4.	484	Penn State	1991
5.	483	West Virginia	1969

## Most Passing Yards

1.	535	@ ECU	2019
2.	482	vs. Florida	2010
3.	464	@ ECU	2017
4.	460	Louisville	1998
5.	451	Tulsa	1965

## Most Passing Attempts

1.	67	Louisville	1997
2.	66	Houston	1993
3.	62	ECU	2014
	62	ECU	1997
4.	58	North Texas	1970
5.	55	Tulsa	1965

## Most Pass Completions

1.	38	Duke	2012
2.	37	ECU	1997
3.	36	Oklahoma	2010
	36	Houston	1992
5.	35	ECU	2014
6.	34	@ ECU	2015
	34	@ Tennessee	2011

## Most Yards Total Defense

1.	742	Louisville	1998
2.	710	@ Ohio State	2014
	706	Penn State	1991
4.	696	Houston	1968
5.	662	Iowa	1990

## Most Passes Intercepted

1.	7	Kansas State	1951
2.	6	Oregon State	2007
	6	North Texas	1966
	6	UTEP	1951
	6	Mississippi State	1949

## Most Interception Return Yards

1.	162	Dayton	1956
2.	138	UTEP	1951
3.	123	Memphis	1998
4.	117	Memphis	1995
5.	110	Oregon State	2007

## Most Turnovers Forced

1.	8	Rice	1974
2.	7	Oregon State	2007
	7	Memphis	2000
	7	ECU	1990
	7	Rutgers	1983

## OVERTIME GAMES

YEAR	OPPONENT	W/L	LENGTH	REGULATION	FINAL
1996	Miami (Ohio)	W	3OT	17-17	30-23
1997	at Houston *	L	2OT	31-31	41-38
	at Miami (Ohio)	W	2OT	24-24	34-31
1999	UAB *	L	OT	21-21	24-21
2000	at Wisconsin	L	OT	22-22	28-25
	at Memphis *	W	OT	10-10	13-10
2002	TCU *	W	OT	29-29	36-29
2003	Temple	W	3OT	24-24	30-24
	at USF *	L	2OT	10-10	24-17
2008	at No. 20 West Virginia *	W	OT	20-20	26-23
2012	at No. 16/14 Louisville *	L	OT	31-31	34-31
2013	No. 19/16 Louisville *	L	OT	24-24	31-24
2016	at Tulsa *	L	OT	34-34	40-37
2017	SMU *	L	OT	28-28	31-28
2018	at Temple *	L	OT	17-17	24-17
	at SMU *	W	OT	20-20	26-20

## CINCINNATI'S RECORD IN...

All Overtime Games	7-9
One Overtime	4-7
Two Overtimes	1-2
Three Overtimes	2-0
Overtime at Home	3-3
Overtime on the Road	4-6
Overtime Conference Games	4-8
Overtime Non-Conference Games	3-1
Overtime Coin Toss	8-8

POSSESSION RESULT	CINCINNATI	OPP.
Touchdowns	8	7
Field Goals	6	7
Missed Field Goals	0	3
Turnovers	6	5