



# CINCINNATI

## 2011-12 WOMEN'S BASKETBALL GAME NOTES

CINCINNATI SPORTS COMMUNICATIONS: RICHARD E. LINDNER CENTER ▶ 2751 O'VARSITY WAY, SUITE 860 ▶ CINCINNATI, OHIO 45221-0021 ▶ (P) 513.556.5191 ▶ (F) 513.556.0619

### SCHEDULE/RESULTS (13-12, 4-8)

DATE	OPPONENT	TV	TIME/RESULT
Nov. 5	NORTHERN KENTUCKY (EX.)		W, 72-66
Nov. 11	IPFW		W, 74-42
Nov. 16	DAYTON	FSO	W, 75-64
Nov. 18	EVANSVILLE		W, 64-34

#### Cancun Challenge (Cancun, Mexico)

Nov. 24	vs. South Dakota State		W, 55-22
Nov. 25	vs. Chattanooga		W, 51-50

Dec. 1	MORGAN STATE		W, 64-60
Dec. 4	at Xavier		L, 69-60
Dec. 10	at Marshall		L, 55-47
Dec. 14	LOUISVILLE*		L, 64-59
Dec. 17	at Miami (OH)		L, 74-69
Dec. 19	INDIANAPOLIS	FSO	L, 50-43
Dec. 22	LONGWOOD		W, 70-54

#### Hilton Garden Inn Hokie Classic (Blacksburg, Va.)

Dec. 28	vs. Virginia Tech		W, 66-55
Dec. 29	vs. High Point		W, 62-40

Jan. 3	USF*		L, 58-55
Jan. 7	at Rutgers*	BEN	L, 58-47
Jan. 14	NOTRE DAME*		L, 76-50
Jan. 19	at Connecticut*		L, 80-37
Jan. 21	ST. JOHN'S*		L, 51-34
Jan. 24	at Villanova*		L, 63-54
Jan. 28	at Syracuse*		W, 55-54
Feb. 1	at Marquette*		W, 64-52
Feb. 4	GEORGETOWN*		L, 65-54
Feb. 7	at Providence*		W, 60-56
Feb. 11	PITTSBURGH*		W, 62-57
Feb. 18	at Seton Hall*		2 p.m.
Feb. 21	MARQUETTE*		7 p.m.
Feb. 25	WEST VIRGINIA*		2 p.m.
Feb. 27	at DePaul*		8 p.m.

#### 2011 BIG EAST Championship (Hartford, Conn.)

March 2	First Round	TBA
March 3	Second Round	TBA
March 4	Quarterfinals	TBA
March 5	Semifinals	TBA
March 6	Final	TBA

\* - BIG EAST Conference game.

All game times are Eastern and subject to change.

FSO - Fox Sports Ohio; CBSC - CBS College Sports; BEN - BIG EAST Network (FSO and WKRC-TV - Cincinnati; check local listing for other markets); CPTV - Connecticut Public TV

### SPORTS COMMUNICATIONS OFFICE

Richard E. Lindner Center Suite 860  
2751 O'Varsity Way Cincinnati, OH 45221-0021  
Phone: 513.556.5191 Fax: 513.556.0619  
Website: www.GoBEARCATS.com  
Twitter: @GoBEARCATS

Katie Baran Asst. SID/WBB Contact  
O: 513.556.5191 C: 513.378.9712  
F: 513.556.0619 E: katie.baran@uc.edu



### at Seton Hall

Saturday, February 18, 2012 ▶ 2 p.m.  
South Orange, N.J. ▶ Walsh Gym (2,600)



VS.



### GAME INFORMATION

Series Record: ..... Series tied, 3-3  
Last Meeting: ..... Seton Hall W, 51-44  
Feb. 12, 2011 in Cincinnati, Ohio  
At Seton Hall: ..... Cincinnati leads, 2-1  
Television ..... N/A  
Streaming Video: ..... N/A  
Streaming Audio: ..... GoBEARCATS.com  
Scott Waldrop (PxP)  
Live Stats: ..... shupirates.com  
Twitter: ...@GoBEARCATS @CincinnatiWBB

### CINCINNATI BEARCATS

Ranking:..... N/A  
Location: ..... Cincinnati, Ohio  
2011-12 Record: ..... 13-12, 4-8 BIG EAST  
Last Game: ..... Feb. 11 in Cincinnati, Ohio  
defeated Pittsburgh, 62-57  
Head Coach: ..... Jamelle Elliott  
Career Record: ..... 34-50 (3rd season)  
Record at UC: ..... Same  
vs. Seton Hall: ..... 1-1

### SETON HALL PIRATES

Ranking:..... N/A  
Location: ..... South Orange, N.J.  
2011-12 Record: ..... 7-19, 0-12 BIG EAST  
Last Game: ..... Feb. 11 in Providence, R.I.  
lost to Providence, 62-47  
Head Coach: ..... Anne Donovan  
Career Record: ..... 48-89 (6th season)  
Record at SHU: ..... 15-41 (2nd season)  
vs. UC: ..... 1-0



HOLLINS

### UC STATISTICAL LEADERS

Points ..... Dayeesha Hollins, G, So.  
14.6 ppg  
Rebounds ..... Tiffany Turner, F, So.  
6.0 rpg  
Assists ..... Dayeesha Hollins, G, So.  
3.6 apg



CREW

### SHU STATISTICAL LEADERS

Points ..... Jasmine Crew, G, Sr.  
18.4 ppg  
Rebounds ..... Tajay Ashmeade, C, Sr.  
8.4 rpg  
Assists ..... Jasmine Crew, G, Sr.  
3.4 apg

### THE GAME

The University of Cincinnati women's basketball team attempts to continue making history when it travels to Seton Hall on Saturday, Feb. 18 at 2 p.m. With a win, UC will have its most BIG EAST Conference wins under head coach Jamelle Elliott and its most since the 2006-07 season, when it finished with six. The Bearcats are coming off its first win against Pittsburgh since 2000, 62-57, while SHU lost to Providence, 62-47.

### THE SERIES

The series is tied, 3-3, between the Pirates and Bearcats, after SHU won last year's battle, 51-44, at Fifth Third Arena. UC holds the 2-1 advantage at Seton Hall.

### THE COACH

**Jamelle Elliott** enters her third season as a head coach, taking over the Cincinnati program after 12 years as an assistant coach at Connecticut, her alma mater. She was a six-time national champion with the Huskies, including helping UConn to its first championship as a student-athlete in 1995. One of the most accomplished players in the distinguished history of the Connecticut program, Elliott finished her career ranked No. 2 among UConn's all-time rebounding leaders (1,054), No. 5 in BIG EAST career rebounding (558), and No. 11 in UConn career scoring (1,387).

### STREAKS, STORYLINES, SIDEBARS

- ▶ With 13 wins this season, the Bearcats have already recorded the most wins in the Jamelle Elliott Era. With 14 wins, UC would tie its win total from 2008-09, when it finished 14-17.
- ▶ UC placed a trio of different student-athletes on the BIG EAST Weekly Honor Roll in the last three consecutive weeks, including Bjonee Reaves (Jan. 30), Dayeesha Hollins (Feb. 6) and Chanel Chisholm (Feb. 13). The Bearcats went 4-2 in those three weeks, including its first BIG EAST victory of the season at Syracuse and its first win against Pittsburgh since 2000.
- ▶ Senior guard Chanel Chisholm earned Cincinnati's third-straight BIG EAST Weekly Honor Roll mention for her performance at Providence and against Pittsburgh, when she averaged 15.5 ppg. At Providence, she recorded 17 points, three steals and nine rebounds, while shooting 61 percent from the floor. Against Pittsburgh, she notched 14 points, two steals, and three rebounds.
- ▶ Two players are averaging in double-digits, including redshirt sophomore guard Dayeesha Hollins (14.6) and senior guard Bjonee Reaves (13.2).
- ▶ Hollins has scored in double-figures in 19 of her 23 games this season. She has recorded four 20+ point games and led the Bearcats in scoring on 10 occasions.
- ▶ With 62 3-pointers through 24 games, Bjonee Reaves is on pace to make 72 shots from downtown, which would be seventh on the UC record list.
- ▶ The Bearcats are sixth in the league in 3-point field goal percentage defense (.276), rebounding defense (35.8), and 3-point field goals made (5.5). UC also ranks seventh in 3-point field goal percentage (.312)
- ▶ Hollins ranks 11th in the BIG EAST in scoring (14.6) fourth in minutes played (34.6), 12th in assists (3.6), 13th in assist/turnover ratio (1.1) and 14th in steals (2.0)
- ▶ Kayla Cook and Bjonee Reaves have accounted for 102 of the team's 138 3-point field goals, while Reaves is shooting a team-best 34 percent from behind the arc.
- ▶ Reaves is fourth in the league in 3-point field goals made per game (2.5).

## 2011-12 NUMERICAL ROSTER

No.	Name	Pos.	Ht.	Cl./Elig.	Hometown/High School/Last School
4	Lesha Dunn	C	6-4	Jr./Jr.	Toronto, Ontario/Trinity Valley Community College
5	Chanel Chisholm	G	5-11	Sr./Sr.	Long Island, N.Y./North Babylon/Vanderbilt
10	Kayla Cook	G	5-10	So./So.	South Webster, Ohio/South Webster
11	Tiffany Turner	F	6-1	So./So.	Marlton, N.J./Cherokee
12	Alyesha Lovett	G	6-0	Fr./Fr.	Newark, N.J./Malcolm X Shabazz
20	Bjonee Reaves	G	5-6	Sr./Sr.	San Bernardino, Calif./Cajon/Neosho County (Kan.)
23	Lashay Banks	G	5-10	So./So.	Philadelphia, Pa./Prep Charter
25	Chelsea Jamison	G	5-10	Fr./Fr.	Indianapolis, Ind./Broad Ripple
31	Dayeesha Hollins	G	5-6	Jr./So.	Cincinnati, Ohio/Winton Woods/Michigan
32	Elese Daniel	F	5-11	Jr./Jr.	South Bend, Ind./Clay
33	Jeanise Randolph	F	6-2	So./So.	Calumet City, Ill./Thornton Fractional North
40	Talequia Hamilton	F	6-2	Fr./Fr.	Huntington, W. Va./Huntington

## 2011-12 ALPHABETICAL ROSTER

No.	Name	Pos.	Ht.	Cl./Elig.	Hometown/High School/Last School
23	Lashay Banks	G	5-10	So./So.	Philadelphia, Pa./Prep Charter
5	Chanel Chisholm	G	5-11	Sr./Sr.	Long Island, N.Y./North Babylon/Vanderbilt
10	Kayla Cook	G	5-10	So./So.	South Webster, Ohio/South Webster
32	Elese Daniel	F	5-11	Jr./Jr.	South Bend, Ind./Clay
4	Lesha Dunn	C	6-4	Jr./Jr.	Toronto, Ontario/Trinity Valley Community College
40	Talequia Hamilton	F	6-2	Fr./Fr.	Huntington, W. Va./Huntington
31	Dayeesha Hollins	G	5-6	Jr./So.	Cincinnati, Ohio/Winton Woods/Michigan
25	Chelsea Jamison	G	5-10	Fr./Fr.	Indianapolis, Ind./Broad Ripple
12	Alyesha Lovett	G	6-0	Fr./Fr.	Newark, N.J./Malcolm X Shabazz
33	Jeanise Randolph	F	6-2	So./So.	Calumet City, Ill./Thornton Fractional North
20	Bjonee Reaves	G	5-6	Sr./Sr.	San Bernardino, Calif./Cajon/Neosho County (Kan.)
11	Tiffany Turner	F	6-1	So./So.	Marlton, N.J./Cherokee

**Head Coach:** Jamelle Elliott

**Assistant Coaches:** Katie Rokus, Aaron A. Swinson, LaRita Wilcher

**Director of Basketball Operations:** Dana Rieger

**Graduate Assistant:** Patrick Miller

## PRONUNCIATION GUIDE

Lashay Banks	LUH-shay
Chanel Chisholm	sha-NELL CHIZ-um
Elese Daniel	uh-LEES
Lesha Dunn	LEE-sha
Dayeesha Hollins	day-EE-sha
Alyesha Lovett	uh-LEE-sha LOVE-it
Bjonee Reaves	BEE-jun-ay
Katie Rokus	ROW-kiss
Talequia Hamilton	tuh-LEE-qua

RADIO/TV ROSTER



**4 LESHA DUNN**  
C » 6-4 » JUNIOR  
TORONTO, ONTARIO



**5 CHANEL CHISHOLM**  
G » 5-11 » SENIOR  
LONG ISLAND, N.Y.



**10 KAYLA COOK**  
G » 5-10 » SOPHOMORE  
SOUTH WEBSTER, OHIO




**11 TIFFANY TURNER**  
F » 6-1 » SOPHOMORE  
MARLTON, N.J.



**12 ALYESHA LOVETT**  
G » 6-0 » FRESHMAN  
NEWARK, N.J.



**20 BJONEE REAVES**  
G » 5-6 » SENIOR  
SAN BERNARDINO, CALIF.




**23 LASHAY BANKS**  
G » 5-10 » SOPHOMORE  
PHILADELPHIA, PA.



**25 CHELSEA JAMISON**  
G » 5-10 » FRESHMAN  
INDIANAPOLIS, IND.



**31 DAYEESHA HOLLINS**  
G » 5-6 » SOPHOMORE  
CINCINNATI, OHIO



**32 ELESE DANIEL**  
F » 5-11 » JUNIOR  
SOUTH BEND, IND.



**33 JEANISE RANDOLPH**  
F » 6-2 » SOPHOMORE  
CALUMET CITY, ILL.



**40 TALEQUIA HAMILTON**  
F » 6-2 » FRESHMAN  
HUNTINGTON, W. VA.



**JANELLE ELLIOTT**  
HEAD COACH



**KATIE ROKUS**  
ASSISTANT COACH



**AARON A. SWINSON**  
ASSISTANT COACH



**LARITA WILCHER**  
ASSISTANT COACH



**DANA RIEGER**  
DIRECTOR OF BASKETBALL OPERATIONS



**PATRICK MILLER**  
GRADUATE ASSISTANT

**DOUBLE-DOUBLES**

Player	2011-12	Career
Chanel Chisholm	2	2
Dayeesha Hollins	1	1
Jeanise Randolph	1	3
Tiffany Turner	1	3

**DOUBLE-DIGIT SCORING**

Player	2011-12	Career
Kayla Cook	8	17
Dayeesha Hollins	19	43
Bjonee Reaves	15	23
Tiffany Turner	8	13
Chanel Chisholm	8	19
Jeanise Randolph	3	7

**20-PLUS POINT GAMES**

Player	2011-12	Career
Chanel Chisholm	1	2
Kayla Cook	1	1
Dayeesha Hollins	4	6
Jeanise Randolph	0	1
Bjonee Reaves	2	4

**LAST TIME OUT**

- ▶ The University of Cincinnati women's basketball team defeated Pittsburgh (8-16, 0-11 BIG EAST), 62-57, to improve to 13-12, giving UC its most wins under head coach Jamelle Elliott. It marked Cincinnati's first BIG EAST Conference home win of the season and first time it has beat Pitt since March 16, 2000.
- ▶ Bjonee Reaves, Chanel Chisholm and Dayeesha Hollins led the Bearcats in double-figures. Reaves had a game-high 19 points, while Chisholm recorded her second-straight double-digit game with 14 points. Hollins finished with 15 points and a team-high eight rebounds.
- ▶ UC pushed its lead to seven, 32-25, after scoring the first four points of the second half, but Pitt tied it up at 35 with 14:16 remaining. Chisholm broke up the tie game with a 3-ball, while the Pittsburgh found itself in foul trouble after two of its starters, Marquel Davis and Ashlee Anderson, picked up four fouls midway through the second stanza.
- ▶ Pitt knotted it up one more time, but UC pulled ahead by six, 57-51 with less than three minutes remaining. The Panthers cut it to a two possession game, but Hollins made a steal with 1:50 left to all but seal the victory.

**SCOUTING SETON HALL**

- ▶ Seton Hall enters Saturday's contest with a 7-19 overall record and 0-12 BIG EAST mark.
- ▶ The Pirates have lost 14 straight, including its most recent 62-47 loss to Providence on Feb. 11. It's last win was Dec. 17, 2011 against Stony Brook.
- ▶ Seton Hall is 3-10 at home this season.
- ▶ SHU is led by Jasmine Crew (18.4 ppg) and Brittany Morris (11.3 ppg), while Tajay Ashmeade has a team-high 8.4 rpg.
- ▶ The Pirates were picked to finish last in the BIG EAST in the preseason polls.

**THE SERIES WITH SETON HALL**

- ▶ The series is tied, 3-3, between the Pirates and Bearcats.
- ▶ Seton Hall won last year's battle, 51-44, at Fifth Third Arena.
- ▶ Despite a big second-half comeback, the University of Cincinnati women's basketball team dropped a 51-44 decision against

Seton Hall on Feb. 12, 2011 in Fifth Third Arena.

- ▶ The Bearcats, who fell behind by as much as 24 early in the second half, cut the deficit to three late in the game but were unable to get any closer in dropping their 10th straight game.

**SERIES RESULTS**

**Total:** Series tied, 3-3

**At Cincinnati:** Seton Hall leads, 2-1

**At Seton Hall:** Cincinnati leads, 2-1

Feb. 12, 2011.....H.....L, 51-44

Jan. 23, 2010.....A.....W, 64-47

Jan. 17, 2009.....H.....W, 72-62

Jan. 5, 2008.....A.....L, 54-43

Jan. 20, 2007.....H.....L, 58-57

Feb. 1, 2006.....A.....W, 77-58

**FIRST THINGS FIRST**

- ▶ Cincinnati's 62-57 win against Pittsburgh marked its 13th win of the season, for the most victories under head coach Jamelle Elliott.
- ▶ UC's 60-56 win at Providence marked the first time that UC has won three-straight BIG EAST Conference road games. It also tied the most wins under head coach Jamelle Elliott with 12.
- ▶ It won three-straight BIG EAST games twice during the 2005-06 season, most recently vs. West Virginia (Feb. 15, 2006), vs. Louisville (Feb. 21, 2006) and at Georgetown (Feb. 21, 2006).

**CHISHOLM'S HARD WORK PAYS OFF**

- ▶ Senior guard Chanel Chisholm earned Cincinnati's third-straight BIG EAST Weekly Honor Roll mention for her performances at Providence and against Pittsburgh, when she averaged 15.5 ppg.
- ▶ At Providence, she recorded 17 points, three steals and nine rebounds, while shooting 61 percent from the floor. It marked her first double-digit scoring output since Jan. 3, 2012 against USF.
- ▶ Against Pittsburgh, she notched 14 points, two steals, and three rebounds.
- ▶ "The person I'm most happy for is Chanel Chisholm," said head coach Jamelle Elliott after the win. "For a senior who works as hard as she does to come in here and have 17 points, nine rebounds, I couldn't be happier for her."

**HOLLINS GIVES UC SECOND-STRAIGHT BIG EAST HONOR**

- ▶ Sophomore guard Dayeesha Hollins was named to the BIG EAST Weekly Honor Roll for her performances at Marquette and against Georgetown.
- ▶ She scored 22 points against the Golden Eagles for her fourth 20-plus point game of the season, while leading the Bearcats to its second-straight BIG EAST win.
- ▶ She scored 17 points to go along with four assists and three rebounds against No. 17/15 Georgetown.

**REAVES EARNS SECOND BIG EAST HONOR OF THE YEAR**

- ▶ Bjonee Reaves was named to the BIG EAST Weekly Honor Roll for the second time this season for her performances at Villanova and Syracuse.
- ▶ Reaves scored a game-high 20 points, all in the second half, to help erase a 15-point halftime deficit at Villanova.
- ▶ She stole the ball with 27 seconds remaining and made a jumper with five seconds left to give the Bearcats its first conference win of the season at Syracuse. She finished with 11 points.
- ▶ She earned her first BIG EAST Weekly Honor Roll nod for the week of Nov. 21, 2010 for her efforts against Dayton and Evansville.

**THE LAST TIME...**

**UC scored 100 or more points in a game...**

vs. Charleston Southern, Nov. 25, 2003 (W, 105-60)

**UC played an overtime game...**

at Marquette, March 1, 2010 (L, 69-63)

**UC played a double-overtime game...**

vs. Providence, Feb. 3, 2009 (L, 82-71)

**UC won a game by 20 or more points...**

vs. Evansville, Nov. 18, 2011 (W, 64-34)

**UC won a game by 30 or more points...**

vs. South Dakota State, Nov. 24, 2011 (55-22)

**A UC player scored 20 or more points in a game...**

at Marquette, 2/1/12  
(Dayeesha Hollins, 22 points)

**Two UC players scored 20 or more points in a game...**

vs. Seton Hall, Jan. 17, 2009  
(Shanasa Sanders, 25 pts; Kahla Roudebush, 20 pts)

**A UC player scored 30 or more points in a game...**

vs. Providence, Feb. 3, 2009  
(Jill Stephens, 30 pts)

**A UC player recorded a double-double in a game...**

at Syracuse, Jan. 28, 2012  
Jeanise Randolph (11 points, 13 rebounds)

**Two UC players recorded a double-double in a game...**

vs. McNeese State, Nov. 21, 2007  
(Jill Stephens, 22 pts, 14 rbs; Tenishia Benson 14 pts, 10 rbs)

**Three players recorded a double-double in the same game...**

Jill Stephens (17/12), Tenishia Benson (19/10), Kahla Roudebush (19/11) vs. Central Michigan, Dec. 17, 2007

**A UC player recorded a double-double in consecutive games...**

Jill Stephens (Seton Hall, Jan. 5, 2008 [16 pts, 10 rbs] and Georgetown [18 pts, 13 rbs])

**A UC player recorded a triple-double in a game...**

vs. Marquette, Jan. 25, 1992  
(Jane Anne Preston, 13 pts, 10 rbs, 11 ast)

**A UC player had 10 or more assists in a game...**

at Louisville, Feb. 2, 2010  
(Kahla Roudebush, 10)

**A UC player had 20 or more rebounds in a game...**

McNeese State, Nov. 21, 2007  
(Jill Stephens, 22)

**A UC player had five or more steals in a game...**

vs. Connecticut, Jan. 7, 2010  
(Shareese Ullis, 7)

**A UC player had five or more blocks in a game...**

at Syracuse, Jan. 21, 2006  
(Anne Stephens, 5)

**A UC player had five or more 3-pointers in a game...**

vs. Morgan State, Dec. 1, 2011  
(Kayla Cook, 6)

**RETURN OF RANDOLPH**

- ▶ Sophomore Jeanise Randolph, a 2010 BIG EAST all-Freshmen team selection, recorded her first double-double of the season at Syracuse with 11 points and 13 rebounds. It was her first double-double since Feb. 19, 2011 when she registered 10 points and 11 rebounds against Providence.
- ▶ Randolph returned to her true form against High Point after sitting out the first 11 games of the season due to injury. She recorded 10 points on 5-of-8 shooting, in addition to seven rebounds and two steals in just 18 minutes of action.
- ▶ In 14 games, Randolph is UC's most productive player coming off the bench. She is averaging 5.6 ppg and is third on the team with 5.3 rpg.

**BEARCATS WIN HOKIE CLASSIC**

- ▶ UC defeated Virginia Tech and High Point to win the Hilton Garden Inn Hokie Classic on Dec. 28 and 29.
- ▶ It held off a late Virginia Tech rally as it defeated the Hokies, 66-55, on Wednesday, Dec. 28. Dayeesha Hollins netted a season-high 26 points on 7-of-11 shooting, including 2-of-2 from behind the arc and 10-of-11 from the free throw line.
- ▶ After combining for only one point in the first half, Dayeesha Hollins and Bjonee Reaves led Cincinnati with 14 points each against High Point.

**CAREER DAY FOR CHISHOLM**

- ▶ Senior Chanel Chisholm set a career-high and registered her second-career double-double with 22 points and 10 rebounds in UC's 70-54 defeat of Longwood on Thursday, Dec. 22.
- ▶ Chisholm finished the afternoon shooting 8-of-13 from the field, while matching her career-high in assists (5) and steals (4).

**RAINING THREES**

- ▶ The Bearcats drained 10 3-pointers against Miami (OH), which is its most of the season.
- ▶ Bjonee Reaves and Kayla Cook scored 8 of the team's 10 3-balls against the RedHawks.
- ▶ The dynamic duo from downtown has accounted for 97 of Cincinnati's 131 3-point field goals.

**UC JUST MISSES UPSET OF NO. 13/14 LOUISVILLE**

- ▶ The Bearcats had the lead for the majority of the game, but came up short, 64-59, against No. 13/14 Louisville on Wednesday, Dec. 14 in its BIG EAST opener.
- ▶ UC shot 43 percent (21-49) from the field compared to UofL's 38 percent (23-60).
- ▶ The Cardinals' bench outproduced UC's, 22-0. Cincinnati had more points off turnovers (16-14), but Louisville doubled UC on second-chance points, 14-7.
- ▶ Senior Bjonee Reaves got back on track, putting up 18 points, while redshirt sophomore Dayeesha Hollins registered 15 points on 6-of-11 shooting before leaving the game midway through the second half due to shoulder injury.

**COOKING UP SOMETHING GOOD**

- ▶ Kayla Cook and Tiffany Turner set career highs when the University of Cincinnati women's basketball team beat Morgan State, 64-60, and improved to 6-0 on Thursday, Dec. 1.
- ▶ Cook shot 7-of-11, including 6-of-10 from 3-point range en route to a career-best 20 points. Turner recorded her second career double-double with a career-high 17 points and 12 rebounds.
- ▶ Cook was the go-to Bearcat as UC lost a 10-point halftime lead and saw the Lady Bears pull within three of the hosts six times in the second half.

**LOTS TO BE THANKFUL FOR**

- ▶ Cincinnati went 2-0 in a pair of contests at the Cancun Challenge at the Moon Palace Resort over Thanksgiving week.
- ▶ It was the first time the program has played outside the 50 states.
- ▶ UC allowed its fewest points since the 1975-76 season when it defeated South Dakota State, 55-22, on Thanksgiving evening. SDSU's 22 points were the fifth lowest ever allowed by UC since the women's basketball program began in 1971. Most recently, it held Wilmington (OH) to 18 points on Feb. 14, 1976.
- ▶ Cincinnati had the 26-4 halftime lead, just one off the record for the fewest points scored in any half of a Division I women's game.
- ▶ Bjonee Reaves led the Bearcats with 19 points, while Dayeesha Hollins pitched in 11 points to go along with six assists. Tiffany Turner dominated on defense with a game-high 12 boards.
- ▶ The Bearcats held off a last-second Chattanooga comeback and improved to 5-0 for the second-consecutive year when it defeated the Lady Mocs, 51-50, on Friday, Nov. 25 at the Cancun Challenge.
- ▶ In a game in which UC never trailed, Chattanooga overcame four double-digit deficits and had three good looks with a chance to take the lead in the final 30 seconds, but every shot fell short and the Bearcats held on for the 51-50 victory.
- ▶ The Bearcats were led by a hot-shooting Dayeesha Hollins, who connected on 61.5 percent (8-of-13) from the field and a perfect 100 percent (3-of-3) from 3-point range. She was relied on heavily as Bjonee Reaves found herself in foul trouble midway through the first half. Reaves finished with 15 points and six rebounds, while Chanel Chisholm pitched in 11 points.

**BREAKING RECORDS**

- ▶ The Bearcats were fueled by their 3-point shooting in its 64-34 victory against Evansville. UC made 60 percent (9-15) from behind the arc – its best shooting percentage since Dec. 14, 2005 when it shot 60 percent against Texas-Arlington.
- ▶ UC allowed the fewest points against Evansville (34) since Nov. 29, 2008, when it also beat Savannah State, 64-34.
- ▶ UC's 32-point win against IPFW, 74-42, was its largest margin of victory since Jamelle Elliott's Cincinnati debut on Nov. 15, 2009. The Bearcats beat Furman, 85-46.

**ALL DAY LONG**

- ▶ Redshirt sophomore Dayeesha Hollins scored in double figures in each of the first five games this season.
- ▶ She scored a game-high 20 points against Chattanooga on Nov. 25, 2011 to become the first UC player to score 20 or more points since Shanasa Sanders scored 25 and Kahla Roudebush registered 20 against Seton Hall on Jan. 17, 2009.
- ▶ After sustaining an injury against Louisville and sitting out at Miami and against Indianapolis, she recorded just four points in 21 minutes against Longwood - her first game back in action.
- ▶ Hollins returned to her prime against Virginia Tech on Dec. 28, 2011, when she recorded a season-best 26 points on 7-of-11 shooting, including 2-of-2 from behind the arc and 10-of-11 from the free throw line.
- ▶ She nailed a half-court buzzer beater to close out the half against the Hokies to give UC the 34-21 lead.

**DOWNING THE FLYERS**

- ▶ UC used a dominating first half to help with the 75-64 win, scoring 45 points – its most since head coach Jamelle Elliott's coaching debut on Nov. 15, 2009 when it scored 47 against Furman.
- ▶ Cincinnati's 55.9 percent (19-34) shooting in the first half was its most since it shot 56.0 percent (14-25) against USF on January 5, 2011.
- ▶ The offense shot 53.7 percent (29-54), putting up its best numbers

**BREAKING DOWN 2011-12**

▶ Cincinnati's record when...

Overall	13-12
Home	6-6
Road	3-7
Neutral	2-1
BIG EAST	4-8
BIG EAST Home	1-5
BIG EAST Road	2-4
Overtime games	0-0
Versus ranked opponents	0-5
Leading at the half	11-4
Trailing at the half	1-8
Tied at the half	1-0
Outshooting its opponent	10-3
Being outshot by its opponent	3-9
Outrebounding its opponent	8-0
Being outrebounded by its opponent	4-12
Rebounds are equal	0-1
Games decided by 10 or fewer points	0-5
Games decided by 5 or fewer points	5-2
Score 60-plus points	7-2
Score 70-plus points	3-0
Score 80-plus points	0-0
Score 90-plus points	0-0
Opp. score less than 40 points	2-0
Opp. score less than 50 points	2-1
Opp. score less than 60 points	6-4
Opp. score less than 70 points	2-4
Opp. score less than 80 points	0-2
Opp. score 80-plus points	0-1
Opp. score 90-plus points	0-0
Commit fewer turnovers than opp.	10-2
Commit more turnovers than opp.	3-10
Turnovers are equal	0-0
On Monday	0-1
On Tuesday	1-2
On Wednesday	3-1
On Thursday	4-1
On Friday	3-0
On Saturday	3-5
On Sunday	0-1
In November	5-0
In December	4-5
In January	1-4
In February	3-1
In March	0-0
In White Uniforms	8-5
In Red Uniforms	0-1
In Black Uniforms	5-6

since it played Texas on Dec. 8, 2010. It also dished out 20 assists, its most since Furman, when it also had 20.

- ▶ Bjonée Reaves led the team in scoring with a career-best 25 points.
- ▶ Chanel Chisholm was two rebounds shy of a double-double with 15 points and a team-best eight boards, while Dayeesha Hollins and Tiffany Turner pitched in 13 and 10 points, respectively.

**BJONEE LEADING THE WAY**

- ▶ Senior Bjonée Reaves was named to her first BIG EAST Conference Weekly Honor Roll for her efforts against Dayton and Evansville.
- ▶ Reaves set a career-high and scored one-third of the team's offense with 25 points against Dayton. She led the way for the Bearcats two days later against Evansville with 18 points.
- ▶ The San Bernardino, Calif. native averaged 16.0 ppg and 5.0 apg during UC's 3-0 start.
- ▶ She shot 13-of-21 in the two games combined, dished out 11 assists and only committed two turnovers.

**STARTING OFF STRONG**

- ▶ Chanel Chisholm recorded 19 points and 13 rebounds in the Bearcats' season opener against IPFW. She led four double-digit scorers in Dayeesha Hollins (17), Alyesha Lovett (14) and Kayla Cook (10).
- ▶ Chisholm registered her first career double-double in the win against IPFW.

**PREVIEW AND REVIEW**

- ▶ Cincinnati finished the 2010-11 season with a 9-20 overall record and a 2-14 mark in BIG EAST play.
- ▶ The Bearcats welcome four newcomers, in addition to redshirt sophomore Dayeesha Hollins, who sat out last season due to NCAA transfer guidelines. Hollins, a Michigan transfer and Cincinnati native, was named to the All-Big Ten Freshmen Team after averaging 12.0 points and 3.4 rebounds in her first season.
- ▶ Elliott welcomes two additions to her coaching staff in Katie Rokus and Aaron Swinson. Rokus is a former assistant at George Washington, while Swinson was a former Tulsa assistant coach and NBA and international basketball standout.

**2011-12 BIG EAST STANDINGS**

	<b>BIG EAST</b>	<b>Pct</b>	<b>Overall</b>	<b>Pct</b>
Notre Dame	12 - 1	.923	25 - 2	.926
Connecticut	11 - 1	.917	24 - 2	.923
St. John's	9 - 3	.750	17 - 8	.680
West Virginia	8 - 3	.727	18 - 6	.750
Georgetown	9 - 4	.692	20 - 6	.769
Louisville	8 - 5	.615	19 - 7	.731
DePaul	7 - 5	.583	19 - 7	.731
Rutgers	6 - 5	.545	17 - 7	.708
USF	6 - 7	.462	14 - 13	.519
Villanova	5 - 8	.385	15 - 11	.577
Providence	5 - 8	.385	13 - 13	.500
Syracuse	4 - 8	.333	15 - 11	.577
<b>Cincinnati</b>	<b>4 - 8</b>	<b>.333</b>	<b>13 - 12</b>	<b>.520</b>
Marquette	4 - 8	.333	13 - 12	.520
Pittsburgh	0 - 12	.000	8 - 17	.320
Seton Hall	0 - 12	.000	7 - 19	.269



HEAD COACH

# JAMELLE ELLIOTT

**Third Season at Cincinnati**

**Career Record: 34-50**

**Record at Cincinnati: 34-50**

**BIG EAST Record: 10-34**

Jamelle Elliott, a former student-athlete and assistant coach at Connecticut, was named the University of Cincinnati's eighth head women's basketball coach on May 5, 2009. She enters her third campaign in 2011-12.

Elliott's second season at the helm of the Bearcats produced a 5-0 start, UC's first since the 2005-06 campaign. Elliott also presided over her first win over a Top 25 program when the Bearcats topped No. 20 Marquette on senior night in Fifth Third Arena. The 2010-11 season saw four freshman get significant minutes and two - Kayla Cook and Jeanise Randolph - earn BIG EAST all-Freshman honors.

In her first season on the Bearcats sideline, the squad improved its BIG EAST record by one win and upset USF in the first round of the BIG EAST Championship. UC was runner-up at the 2009 Great Alaska Shootout and defeated St. John's - a team that spent a significant portion of the season in the Top 25 and earned a spot in the NCAA Tournament. Elliott earned her first career head coaching win in the 2009 season opener, an 85-46 victory over Furman in Fifth Third Arena.

Elliott immediately put her stamp on the UC basketball program by starting new season ticket sales and marketing initiatives. Season ticket sales increased more than 220% from 2008-09 to 2009-10.

Elliott is very involved in the greater Cincinnati community, speaking at events and lending support to several charity organizations. Elliott aligned herself and the UC program with the National Multiple Sclerosis Society, Marvin Lewis Community Fund, and Dress for Success, among others. In 2011, she was instrumental in the adoption of Buzz Smith, a 10-year-old recovering from multiple spinal surgeries. Elliott deemed him a member of the Bearcat Family who will be granted exclusive access to team practices and pre-game rituals.

Elliott spent the better part of two decades with the Connecticut women's basketball program and Hall of Fame head coach Geno Auriemma, the last 12 years as an assistant coach. She has been a part of six national championships, including the Huskies' 2009 undefeated championship run, and won a title as a player, helping UConn to the 1995 championship, the first in the school's history.

Building on her success as a player for the Huskies, Elliott has helped guide UConn to a 402-36 (.918) record in her 12 years as an assistant coach, leading the team to seven NCAA Final Four berths in that span. In conference action, UConn has won the BIG EAST Conference regular season title in 10 of her 12 seasons, while also claiming a total of nine tournament crowns.

She has mentored some of the game's best post players, including all-Americans Swin Cash, Asjha Jones, Tamika Williams, 2009 Final Four Most Outstanding Player Tina Charles, and 2009 National Player of the Year Maya Moore.

Elliott, a four-year letterwinner, helped build the UConn dynasty as a player and finished her career ranked No. 2 among UConn's all-time rebounding leaders (1,054), No. 5 in BIG EAST career rebounding (558), and No. 11 in UConn career scoring (1,387).

Elliott, at the time, became only the second player in UConn history to surpass the 1,000-point and 1,000-rebound milestones. She is among the Connecticut career leaders for games played with 135, never missing a single game or practice in her four years. UConn posted an overall record of 117-18 (.867) during her career as a player.

During her senior year, Elliott was honored by The UConn Club as its Outstanding Senior Athlete. She was also named the Most Outstanding Player at the Hartford Courant Connecticut Classic and was a member of the 1995 NCAA Mideast Regional All-Tournament Team.

After graduating from Connecticut with a degree in business management in 1996, Elliott went on to earn her graduate degree in sports management at UConn in 1997.

Elliott, a native of Washington, D.C., was named to the Washington Post all-Metro Team as well as being named Scholar-Athlete at H.D. Woodson High School.

## UC UNDER ELLIOTT

Overall.....	34-50
Home .....	19-25
Road .....	9-22
Neutral .....	6-3
BIG EAST.....	10-34
Home.....	3-19
Road.....	7-14
Versus ranked opponents:.....	1-19

## HEAD COACHING SUPERLATIVES

First Game .....	11/15/09 vs. Furman
First Win .....	11/15/09 vs. Furman, 85-46
First Road Win .....	1/23/10 at Seton Hall, 64-47
First BIG EAST Win .....	1/10/10 vs. St. John's, 70-60
First BIG EAST Road Win .....	1/23/10 at Seton Hall, 64-47
Most Points Scored .....	85 vs. Furman, 11/15/09
Fewest Points Scored.....	33 at Rutgers, 1/16/10
Most Points Allowed .....	83, Two times, at Louisville, 1/22/11
Fewest Points Allowed .....	35 vs. Dartmouth, 11/29/09
Largest Margin of Victory .....	39 vs. Furman, 11/15/09

## ELLIOTT VS. OPPONENTS

Alaska Anchorage .....	0-1
Butler .....	0-1
Chattanooga .....	1-0
Connecticut.....	0-3
Dartmouth .....	1-0
DePaul.....	0-2
Dayton .....	1-1
Detroit.....	1-0
Eastern Kentucky.....	1-0
Furman .....	1-0
Georgetown .....	0-3
Hofstra .....	1-0
High Point .....	1-0
IPFW .....	1-0
Indiana .....	0-1
Indianapolis .....	0-1
Kentucky .....	0-1
Longwood .....	1-0
Louisville.....	1-4
Marquette.....	2-1
Marshall .....	1-1
Miami (OH).....	0-2
Mount St. Mary's .....	1-0
Morgan State .....	1-0
North Florida.....	1-0
Notre Dame .....	0-3
Pittsburgh .....	1-2
Providence .....	1-2
Robert Morris .....	1-0
Rutgers .....	0-4
Seton Hall .....	1-1
South Dakota State .....	1-0
Southwest Baptist.....	1-0
St. John's .....	1-2
Syracuse .....	2-1
Texas .....	0-1
USF.....	2-2
Valparaiso .....	2-0
Villanova .....	0-3
Virginia Tech.....	1-0
West Virginia .....	0-3
Western Carolina .....	1-0
Wright State.....	1-1
Xavier .....	0-3



JUNIOR • CENTER

# LESHA DUNN

# 4

**Hometown:** Toronto, Ontario

**High School/Previous:** Eastern Commerce Collegiate Institute/Trinity Valley Community College

### Season Highs

4 vs. South Dakota State, 11/24/11	<b>Points</b>	4 vs. South Dakota State, 11/24/11
4, 2x (last vs. South Dakota State, 11/24/11)	<b>Rebounds</b>	4, 2x (last vs. South Dakota State, 11/24/11)
1 vs. IPFW, 11/11/11	<b>Assists</b>	1 vs. IPFW, 11/11/11
N/A	<b>Steals</b>	N/A
2 vs. Chattanooga, 11/25/11	<b>Blocked Shots</b>	2 vs. Chattanooga, 11/25/11
2 vs. South Dakota State, 11/24/11	<b>Field Goals</b>	2 vs. South Dakota State, 11/24/11
4, 2x (last at Xavier, 12/4/11)	<b>FG Attempts</b>	4, 2x (last at Xavier, 12/4/11)
N/A	<b>3-Pt. FG</b>	N/A
N/A	<b>3-Pt. FG Attempts</b>	N/A
1, 3x (last at Virginia Tech, 12/28/11)	<b>Free Throws</b>	1, 3x (last at Virginia Tech, 12/28/11)
2, 4x (last at Virginia Tech, 12/28/11)	<b>Free Throw Attempts</b>	2, 4x (last at Virginia Tech, 12/28/11)
12 vs. IPFW, 11/11/11	<b>Minutes</b>	12 vs. IPFW, 11/11/11

### Career Highs

### 2011-12 Game-by-Game Statistics

Opponent	Date	GS	Min	FG-FGA	Pct.	3FG-FGA	Pct.	FT-FTA	Pct.	O-D-T	A	TO	BLK	Stl	Pts.
IPFW	11/11/11	12	1-4	.250	0-0	.000	1-2	.500	2-2-4	1	3	1	0	3	
DAYTON	11/16/11	5	0-2	.000	0-0	.000	0-2	.000	1-1-2	0	0	0	0	0	
EVANSVILLE	11/18/11	8	1-3	.333	0-0	.000	0-0	.000	1-2-3	0	4	1	0	2	
vs SDSU	11/24/11	8	2-3	.333	0-0	.000	0-0	.000	0-4-4	0	0	2	0	4	
vs Chattanooga	11/25/11	7	1-1	1.000	0-0	.000	0-0	.000	1-0-1	0	0	0	0	2	
MORGAN STATE	12/01/11	3	1-1	1.000	0-0	.000	0-0	.000	0-1-1	0	0	0	0	2	
at Xavier	12/04/11	5	1-4	.250	0-0	.000	0-0	.000	1-0-1	0	0	1	0	2	
at Marshall	12/10/11	4	1-2	.500	0-0	.000	0-1	.000	1-0-1	0	0	1	0	2	
LOUISVILLE	12/14/11	3	0-0	.000	0-0	.000	0-0	.000	0-0-0	0	1	0	0	0	
at Miami	12/17/11	1	1-1	1.000	0-0	.000	0-0	.000	0-0-0	0	0	0	0	2	
UINDY	12/19/11	2	0-0	.000	0-0	.000	1-2	.500	1-0-1	0	1	1	0	1	
LW	12/22/11	5	0-1	.000	0-0	.000	0-0	.000	1-0-1	0	0	0	0	0	
at Virginia Tech	12/28/11	6	1-1	1.000	0-0	.000	1-2	.500	0-0-0	0	1	1	0	3	
vs High Point	12/29/11														
USF	01/03/12														
at Rutgers	01/07/12														
NOTRE DAME	01/14/12														
at UConn	01/19/12														
STJ	01/21/12														
at Villanova	01/24/12														
at Syracuse	01/28/12														
at Marquette	02/01/12														
GEORGETOWN	02/04/12														
at Providence	02/07/12														
PITT	02/11/12														
<b>Totals</b>		0	63	9-22	.409	0-0	.000	2-7	.286	9-10-19	1	9	7	0	20

### 2011-12 Season:

Saw first action in season opener against IPFW, when she recorded three points, four rebounds, one block and one assist ... tied her career high with four rebounds against South Dakota State.

### High School:

Averaged 6.9 points and 5.0 rebounds per game, in addition to 20 blocked shots in 24 contests last season ... her team went 31-2 and finished No. 3 in the nation ... hails from the same community college as former Bearcat Shareese Ulis.

### Personal:

Born May 31, 1991 ... daughter of Garnett Dunn and Beverly McLean.

### Academic Major:

Exploratory.

### Career Statistics

Season	GP-GS	MIN	FG	FGA	PCT.	3P	3PA	PCT.	FT	FTA	PCT	OFF	DEF	REB	AVG	PF-D	A	TO	BL	ST	PTS	AVG
2011-12	13-0	69	10	23	.435	0	0	.000	3	9	.333	9	10	19	1.5	6-0	1	10	8	0	23	1.8
<b>TOTAL</b>	13-0	69	10	23	.435	0	0	.000	3	9	.333	9	10	19	1.5	6-0	1	10	8	0	23	1.8



SENIOR • GUARD

# CHANEL CHISHOLM

# 5

Hometown: Long Island, N.Y.

High School/Previous: North Babylon/Vanderbilt

### Season Highs

22 vs. Longwood, 12/22/11	<b>Points</b>	22 vs. Longwood, 12/22/11
13 vs. IPFW, 11/11/11	<b>Rebounds</b>	13 vs. IPFW, 11/11/11
5, 3x (last vs. Longwood, 12/22/11)	<b>Assists</b>	5, 3x (last vs. Longwood, 12/22/11)
4, 3x (last at Connecticut, 1/19/12)	<b>Steals</b>	4, 6x (last at Connecticut, 1/19/12)
3 vs. IPFW, 11/11/11	<b>Blocked Shots</b>	4 at Valparaiso, 11/28/10
8, 3x (last at Providence, 2/7/12)	<b>Field Goals</b>	10 vs. Miami (OH), 1/2/11
14 vs. Chattanooga, 11/25/11	<b>FG Attempts</b>	14 vs. Chattanooga, 11/25/11
1, 5x (last vs. High Point, 12/29/11)	<b>3-Pt. FG</b>	1, 13x (last vs. High Point, 12/29/11)
3 vs. Chattanooga, 11/25/11	<b>3-Pt. FG Attempts</b>	4 vs. Rutgers, 1/15/11
7 vs. Pittsburgh, 2/11/12	<b>Free Throws</b>	7 vs. Pittsburgh, 2/11/12
10 vs. Pittsburgh, 2/11/12	<b>Free Throw Attempts</b>	10, 2x (last vs. Pittsburgh, 2/11/12)
40 at Connecticut, 1/19/12	<b>Minutes</b>	40 at Connecticut, 1/19/12

### Career Highs

### ▶ BIG EAST Weekly Honor Roll (2/13/12)

scoreless on 0-of-4 shooting with one rebound and one steal in 17 minutes at Villanova ... grabbed a rebound and two steals in 12 minutes against Providence ... scored six points and grabbed five rebounds with a pair of assists against Syracuse ... scored five points in return to starting lineup at No. 8/7 Notre Dame ... scored seven points, including knocking down her first three-pointer in nine games, in win against No. 20/24 Marquette.

### 2009-10:

Sat out the 2009-10 season due to NCAA transfer guidelines after playing two seasons at Vanderbilt.

### Prior to UC:

Played in 53 career games in two years at Vanderbilt ... averaged 5.0 points per game in 2008-09 ... helped the Commodores to the Southeastern Conference Tournament Championship and a spot in the NCAA Sweet 16.

### High School:

Led the North Babylon Bulldogs to the 2007 state finals ... named an honorable-mention All-American by Street & Smith's ... honored as a Class 2A NYSSCOGS/NYSSWA All-State selection by N.Y. sportswriters ... named the 2007 All-Island Team Player of the Year by Long Island Hoops ... nominated as a McDonald's All-American ... scored 40 or more points twice in her high school career ... averaged 21 points, eight rebounds, five assists and two steals as a junior... earned All-Long Island honors ... MVP of the 2004 Metro Classic ... averaged 24 points, eight boards and five assists in per game in leading North Babylon to the Sec. XI finals in her sophomore season ... reached 1,000 career points prior to her junior season ... played AAU ball for the Long Island Silver Bullets and the New York Liberty Belles ... helped lead Belles to the Georgia Peach Nike Nationals in 2007.

### Personal:

Born April 25, 1989 ... daughter of Durena and Reginald Chisholm.

### Academic Major:

Operations Management.

### 2011-12 Season:

Started all 25 games at guard ... recorded her first career double-double with 19 points and 13 rebounds in season opener against IPFW ... was two rebounds shy of a double-double with 15 points and eight rebounds against Dayton ... set a career-high with 38 minutes and tied her career-best in field-goal attempts (13) and assists (3) against Dayton ... tied her career-best with three assists against Evansville ... recorded 11 points in a career-high tying 38 minutes against Chattanooga ... dished out a career-high five assists against Morgan State... connected on 4-of-8 shots and scored 10 points at Xavier ... tied her career high with five assists at Marshall ... matched career-high with 39 minutes against Louisville ... shot 8-of-13 from the field while hitting 6-of-6 from the free throw line en route to a career-high 22 points and her second career double-double with 10 rebounds against Longwood ... had a season-high nine free throw attempts at Virginia Tech ... was one of three players to score in double-figures with 13 points against USF ... set career-high with 40 minutes and had a game-high tying four steals at No. 3 Connecticut ... had two blocks and three steals against St. John's ... selected to the BIG EAST Weekly Honor Roll for her performances at Providence and against Pittsburgh ... led all scorers with 17 points on 8-of-13 shooting, while pulling down nine rebounds, at Providence ... recorded 14 points against Pittsburgh.

### 2010-11 Season:

Started first 17 games of the season before suffering an ankle injury against St. John's ... averaged 6.5 points and 4.8 rebounds per game ... scored seven points with six rebounds in season opener against Southwest Baptist ... tallied eight points against North Florida ... posted 13 points and eight rebounds with two assists and two steals against Robert Morris ... scored seven points and grabbed seven boards in win against Mount St. Mary's ... grabbed a career-high 11 rebounds, dished out career-best three assists, and added career-high four blocks in win at Valparaiso ... tallied four points and a pair of rebounds in 24 minutes of action at Dayton ... scored nine points and grabbed seven rebounds against No. 4/4 Xavier ... scored three points with two rebounds and two assists in BIG EAST opener against Louisville ... tallied six points on 3-of-8 shooting and nine rebounds against Wright State ... scored seven points with six rebounds - four offensive - in 27 minutes against Marshall ... had a career night in 80-77 loss vs. Texas at Maggie Dixon Surf N Slam Classic, scoring a then-career-best 16 points on 8-of-10 shooting in career-high 37 minutes of action ... one point shy of a double-double with nine points and 10 rebounds against Hofstra in the consolation final of the Maggie Dixon Surf N Slam Classic ... notched career-high 20 points on 10-of-13 shooting against Miami (OH) ... stayed hot with 11 points on 5-of-9 shooting with eight rebounds in win at USF ... scored six points and grabbed a team-high eight rebounds at No. 6/7 West Virginia ... matched career high with four steals against Rutgers ... left game at No. 22 St. John's after eight minutes with ankle injury ... missed five straight games ... scored four points with four rebounds - all on the offensive end - off the bench against Seton Hall in first action since returning from ankle injury ... went

## Career Statistics

Season	GP-GS	MIN	FG	FGA	PCT.	3P	3PA	PCT.	FT	FTA	PCT	OFF	DEF	REB	AVG	PF-D	A	TO	BL	ST	PTS	AVG
2011-12	25-25	825	83	186	.446	6	18	.333	49	79	.620	58	86	144	5.8	56-1	49	72	23	41	221	8.8
2010-11	24-18	610	66	157	.420	8	31	.258	17	37	.459	47	67	114	4.8	40-0	29	39	9	16	157	6.5
2009-10																						
2008-09*	34-0	387	64	126	.508	0	1	.000	43	60	.717	40	60	100	2.9	60-0	14	39	8	35	171	5.0
2007-08*	19-0	148	9	34	.265	0	1	.000	16	33	.485	7	35	42	2.2	28-0	8	21	2	11	34	1.8
<b>TOTAL</b>	<b>101-41</b>	<b>1970</b>	<b>222</b>	<b>503</b>	<b>.441</b>	<b>14</b>	<b>51</b>	<b>.275</b>	<b>125</b>	<b>209</b>	<b>.598</b>	<b>152</b>	<b>248</b>	<b>400</b>	<b>4.0</b>	<b>184-1</b>	<b>100</b>	<b>171</b>	<b>42</b>	<b>103</b>	<b>583</b>	<b>5.8</b>

\* at Vanderbilt

## Chisholm Career Game-by-Game Statistics

### 2011-12 Game-by-Game Statistics

Opponent	Date	GS	Min	FG-FGA	Pct.	3FG-FGA	Pct.	FT-FTA	Pct.	O-D-T	A	TO	BLK	Stl	Pts.	
IPFW	11/11/11 *	23	8-9	.888	1-1	1.000	2-2	1.000	4-9	13	1	3	3	4	19	
DAYTON	11/16/11 *	38	7-13	.538	0-2	.000	1-2	.500	2-6	8	3	3	0	1	15	
EVANSVILLE	11/18/11 *	25	1-3	.333	1-1	1.000	0-0	.000	2-3	5	3	2	2	0	3	
vs. SDSU	11/24/11 *	17	0-4	.000	0-1	.000	0-0	.000	0-3	3	0	1	0	0	0	
vs. Chattanooga	11/25/11 *	38	4-14	.286	1-3	.333	2-3	.667	1-0	1	2	0	1	1	11	
MORGAN STATE	12/01/11 *	31	2-8	.250	0-0	.000	1-3	.333	5-2	7	5	2	2	1	5	
at Xavier	12/04/11 *	37	4-8	.500	0-1	.000	2-4	.500	2-0	2	1	2	1	1	10	
at Marshall	12/10/11 *	39	2-7	.286	0-0	.000	1-2	.500	2-5	7	5	0	0	2	5	
LOUISVILLE	12/14/11 *	39	1-3	.333	0-0	.000	0-0	.000	2-2	4	2	1	0	3	2	
at Miami	12/17/11 *	39	6-11	.545	1-1	1.000	3-3	1.000	3-1	4	2	2	2	0	16	
UINDY	12/19/11 *	39	4-12	.333	0-0	.000	2-2	1.000	2-6	8	2	4	0	2	10	
LW	12/22/11 *	32	8-13	.615	0-0	.000	6-6	1.000	4-6	10	5	2	1	4	22	
at Virginia Tech	12/28/11 *	37	1-6	.167	0-0	.000	4-9	.444	4-5	9	3	6	0	1	6	
vs High Point	12/29/11 *	25	3-5	.600	1-2	.500	0-0	.000	0-5	5	4	6	1	0	7	
USF	01/03/12 *	39	5-8	.625	0-1	.000	3-4	.750	4-4	8	3	2	1	1	13	
at Rutgers	01/07/12 *	25	4-5	.800	0-1	.000	1-2	.500	3-1	4	0	4	0	1	9	
NOTRE DAME	01/14/12 *	34	2-10	.200	0-1	.000	3-6	.500	2-3	5	0	5	1	3	7	
at UConn	01/19/12 *	40	4-7	.571	0-0	.000	1-3	.333	1-2	3	0	7	0	4	9	
STJ	01/21/12 *	34	2-6	.333	0-1	.000	2-4	.500	1-6	7	2	8	2	3	6	
at Villanova	01/24/12 *	34	1-2	.500	0-0	.000	1-0	.000	1-7	8	1	2	3	0	2	
at Syracuse	01/28/12 *	34	0-3	.000	0-0	.000	1-2	.500	2-0	2	3	1	0	3	1	
at Marquette	02/01/12 *	23	2-8	.250	0-0	.000	5-8	.625	3-2	5	1	0	0	1	9	
GEORGETOWN	02/04/12 *	38	1-2	.500	0-0	.000	1-2	.500	2-2	4	2	3	0	0	3	
at Providence	02/07/12 *	33	8-13	.615	0-1	.000	1-2	.500	4-5	9	1	2	1	3	17	
PITT	02/11/12 *	32	3-6	.500	1-1	1.000	7-10	.700	2-1	3	0	3	1	2	14	
<b>Totals</b>		25	825	83-186	.446	6-18	.333	49-79	.620	58-86	144	49	72	23	41	221

### 2010-11 Game-by-Game Statistics

Opponent	Date	GS	Min	FG-FGA	Pct.	3FG-FGA	Pct.	FT-FTA	Pct.	O-D-T	A	TO	BLK	Stl	Pts.
SW BAPTIST	11/12/10 *	26	3-8	.375	1-3	.333	0-1	.000	2-4	6	1	4	1	1	7
NORTH FLORIDA	11/14/10 *	23	3-8	.375	1-3	.333	1-2	.500	2-1	3	1	2	0	0	8
ROBERT MORRIS	11/21/10 *	30	4-8	.500	1-3	.333	4-4	1.000	3-5	8	2	1	0	2	13
MT. ST. MARY'S	11/23/10 *	22	2-6	.333	0-1	.000	3-4	.750	3-4	7	2	1	0	0	7
at Valparaiso	11/28/10 *	27	1-4	.250	0-1	.000	0-0	.000	2-9	11	3	2	4	0	2
at Dayton	12/02/10 *	24	1-4	.250	0-0	.000	2-4	.500	0-2	2	0	2	0	0	4
XAVIER	12/05/10 *	28	4-8	.500	1-3	.333	0-0	.000	3-4	7	0	4	1	0	9
LOUISVILLE	12/15/10 *	23	1-3	.333	0-0	.000	1-2	.500	0-2	2	3	0	0	0	3
WRIGHT STATE	12/18/10 *	31	3-8	.375	0-1	.000	0-0	.000	4-5	9	2	2	0	1	6
MARSHALL	12/21/10 *	27	3-7	.429	0-0	.000	1-2	.500	4-2	6	1	1	1	0	7
vs Texas	12/28/10 *	37	8-10	.800	0-0	.000	0-0	.000	2-2	4	2	1	1	0	16
vs Hofstra	12/30/10 *	31	4-11	.364	1-3	.333	0-0	.000	2-8	10	1	0	0	1	9
MIAMI (OH)	01/02/11 *	37	10-13	.769	0-2	.000	0-0	.000	3-0	3	2	2	0	1	20
at USF	01/05/11 *	35	5-9	.556	1-2	.500	0-2	.000	2-6	8	2	1	0	2	11
at West Virginia	01/08/11 *	36	2-10	.200	0-0	.000	2-2	1.000	3-5	8	0	2	1	0	6
RUTGERS	01/15/11 *	28	1-8	.125	0-4	.000	0-3	.000	0-2	2	0	0	4	2	0
at St. John's	01/18/11 *	8	0-2	.000	0-1	.000	0-0	.000	0-1	1	2	0	0	0	0
at Louisville	01/22/11														
DE PAUL	01/25/11														
CONNECTICUT	01/29/11														
at Pittsburgh	02/01/11														
at Georgetown	02/05/11														
SETON HALL	02/12/11	15	2-3	.667	0-1	.000	0-2	.000	4-0	4	3	2	0	0	4
at Villanova	02/15/11	17	0-4	.000	0-0	.000	0-1	.000	0-1	1	0	0	0	1	0
PROVIDENCE	02/19/11	12	0-3	.000	0-0	.000	0-1	.000	1-0	1	0	1	0	2	0
SYRACUSE	02/22/11	25	2-7	.286	0-1	.000	2-4	.500	4-1	5	2	2	0	0	6
at Notre Dame	02/26/11 *	25	2-4	.500	0-0	.000	1-4	.250	2-1	3	0	3	0	1	5
MARQUETTE	02/28/11	21	3-5	.600	1-1	1.000	0-0	.000	0-1	1	0	1	0	0	7
vs. West Virginia	03/04/11	21	2-4	.500	1-1	1.000	0-0	.000	1-1	2	1	0	0	0	5
<b>Totals</b>		18	1145	139-318	.437	8-33	.242	76-130	.585	94-162	256	99	19	62	362

### 2008-09 Game-by-Game Statistics\*

Opponent	Date	GS	Min	FG-FGA	Pct.	3FG-FGA	Pct.	FT-FTA	Pct.	O-D-T	A	TO	BLK	Stl	Pts.
TEXAS A&M CC	11/14/08	13	4-4	1.000	0-0	.000	1-2	.500	2-3	5	0	2	1	0	9
at WKU	11/16/08	10	2-3	.667	0-0	.000	2-2	1.000	1-2	3	1	1	0	1	6
EAST. KENTUCKY	11/19/08	14	2-2	1.000	0-0	.000	3-4	.750	0-4	4	1	1	0	1	7
at ETSU	11/21/08	24	4-8	.500	0-0	.000	4-4	1.000	2-4	6	1	1	0	3	12
at Michigan	11/23/08	10	1-2	.500	0-1	.000	0-0	.000	0-1	1	2	1	1	1	2
DAVIDSON	11/28/08	18	4-6	.667	0-0	.000	0-0	.000	0-2	2	1	1	0	4	8
VIRGINIA TECH	11/29/08	12	2-4	.500	0-0	.000	1-3	.333	2-2	4	0	1	0	0	5
RADFORD	12/02/08	12	5-6	.833	0-0	.000	3-3	1.000	2-2	4	0	1	0	0	13
at CS Fullerton	12/4/08	16	3-7	.429	0-0	.000	2-2	1.000	3-2	5	2	1	1	0	8
at UC Riverside	12/6/08	17	3-6	.500	0-0	.000	4-4	1.000	3-2	5	0	3	1	1	10
TENNESSEE ST.	12/19/08	16	2-4	.500	0-0	.000	1-2	.500	0-2	2	1	2	0	2	5
UT-MARTIN	12/21/08	15	4-6	.667	0-0	.000	4-7	.571	5-3	8	0	2	0	4	12
LIBERTY	12/22/08	11	2-2	1.000	0-0	.000	3-3	1.000	1-3	4	1	2	1	1	7
NOTRE DAME	12/30/08	11	1-4	.250	0-0	.000	0-0	.000	1-0	1	0	0	0	2	2
at Iowa State	01/03/09	20	0-2	.000	0-0	.000	0-2	.000	2-3	5	1	3	1	2	0
at Alabama	1/8/09	19	3-5	.600	0-0	.000	5-6	.833	3-3	6	2	4	1	2	11
TENNESSEE	01/11/09	17	2-5	.400	0-0	.000	0-0	.000	1-2	3	1	1	0	2	4
LSU	01/18/09	22	6-11	.545	0-0	.000	3-4	.750	3-2	5	0	2	0	2	15
at Georgia	01/22/09	20	2-7	.286	0-0	.000	2-2	1.000	1-4	5	1	4	0	1	4
at So. Carolina	01/25/09	12	1-4	.250	0-0	.000	0-0	.000	0-2	2	0	0	1	1	2
at Arkansas	01/29/09	6	0-2	.000	0-0	.000	0-0	.000	0-1	1	0	0	0	0	0
ALABAMA	02/01/09	14	5-9	.556	0-0	.000	0-0	.000	1-2	3	0	1	0	0	10
at Mississippi St.	2/5/09	6	1-2	.500	0-0	.000	1-2	.500	1-1	2	0	0	0	0	3
at Kentucky	02/08/09	4	0-1	.000	0-0	.000	0-0	.000	0-1	1	0	0	0	1	0
FLORIDA	02/12/09	9	0-1	.000	0-0	.000	2-4	.500	2-1	3	0	1	0	0	2
GEORGIA	02/15/09	9	1-3	.333	0-0	.									



SOPHOMORE • GUARD

# KAYLA COOK

**Hometown:** South Webster, Ohio  
**High School/Previous:** South Webster

# 10

### Season Highs

Season Highs	Career Highs
20 vs. Morgan State, 12/1/11	Points 20 vs. Morgan State, 12/1/11
8 vs. Georgetown, 2/4/12	Rebounds 8, 2x (last vs. Georgetown, 2/4/12)
5 at Providence, 2/7/12	Assists 6 at Georgetown, 2/6/11
3 at Marquette, 2/1/12	Steals 3, 2x (last at Marquette, 2/1/12)
1, 4x (last at Virginia Tech, 12/28/11)	Blocked Shots 1, 10x (last at Virginia Tech, 12/28/11)
7 vs. Morgan State, 12/1/11	Field Goals 7, 2x (last vs. Morgan State, 12/1/11)
12 at Xavier, 12/4/11	FG Attempts 12 at Xavier, 12/4/11
6 vs. Morgan State, 12/1/11	3-Pt. FG 6 vs. Morgan State, 12/1/11
10 vs. Morgan State, 12/1/11	3-Pt. FG Attempts 10 vs. Morgan State, 12/1/11
2, 3x (last vs. Pittsburgh, 2/11/12)	Free Throws 6 at USF, 1/5/11
4 vs. IPFW, 11/11/11	Free Throw Attempts 6, 3x (last at Notre Dame, 2/26/11)
40, 3x (last vs. Longwood, 12/22/11)	Minutes 40, 6x (last vs. Longwood, 12/22/11)

### 2011-12 Season:

Started all 25 games at guard ... recorded 10 points and five rebounds in a team-best 38 minutes of action against IPFW ... tied a career high with four 3-pointers and set a season-high with 14 points against Evansville ... had a career day against Morgan State, when she shot 7-of-11 from the field, including a career-best six 3-pointers, en route to a career-high 20 points ... scored 15 points and attempted a career-high 12 field-goals at Xavier ... set season-best and tied career-high with 40 minutes of action against Louisville ... was one of four players to score in double figures with 11 points at Miami (OH) ... shot 5-of-11, including 3-of-7 from 3-point range, en route to 14 points against Longwood ... recorded five rebounds at Villanova ... led all scorers with 14 points on 5-of-9 shooting, including 4-of-8 from behind the arc, at Syracuse ... finished with five points at Marquette, but had a season-high tying three assists and six rebounds and career-high tying three steals at Marquette ... scored 10 points and pulled down a career-high tying eight rebounds against No. 17/15 Georgetown ... grabbed the offensive rebound after a missed free-throw shot with UC up, 56-53, allowing Cincinnati to draw the foul and bring it back to the free-throw line to seal the victory at Providence ... also grabbed seven rebounds and dished out a season-high five assists at Providence.

### 2010-11 Season:

Started all 29 games at guard ... team's second-leading scorer at 8.1 points per game ... played over 33 minutes per game and averaged 4.0 rebounds and 2.3 assists per contest ... named to 2010-11 BIG EAST all-Freshman team ... earned Bearcat Hustle Award ... named BIG EAST Rookie of the Week on March 1 ... scored seven points and added game-high eight rebounds against North Florida ... scored game-high 15 points, knocking down 3-of-5 from three-point range and 4-of-4 from the free throw line in full 40 minutes against Robert Morris ... scored four points with seven rebounds and three assists against Mount St. Mary's ... tied a career-best with 15 points on 6-of-9 shooting, including 3-of-5 from beyond the three-point arc, and added five assists in win at Valparaiso ... tied career high with 15 points, hitting on 5-of-6 from the field and 3-of-3 from long distance ... tallied four points with seven boards and an assist against No. 4/4 Xavier ... went scoreless for the first time in her career against Louisville in BIG EAST opener, but posted first career steal ... scored six points with a rebound, three assists and two steals against Wright State ... matched career high with 15 points on 5-of-11 shooting and grabbed seven rebounds with three assists and two steals in full 40 minutes against Marshall ... scored nine points and grabbed six rebounds, all on the defensive end, in 80-77 loss against No. 23/rv Texas in Maggie Dixon Surf N Slam Classic ... fought through painful back spasms to play 23 minutes, scoring three points with four rebounds and four assists against Hofstra ... scored nine points and hit a perfect 6-of-6 from the free throw line in win at USF ... tallied eight points with three rebounds and a pair of steals while hitting on 4-of-4 from the free throw line at No. 6/7 West Virginia ... scored five points with two rebounds and a pair of assists against Rutgers ... scored a team-high eight points with three assists and a pair

- ▶ BIG EAST Rookie of the Week (3/1/11)
- ▶ BIG EAST All-Rookie Team (2010-11)

of steals at No. 22 St. John's ... scored a career-high 17 points on 7-of-12 shooting with five rebounds, two assists, and a steal at Louisville ... scored four points with seven rebounds and four assists against No. 12/17 DePaul ... scored team-high 13 points while knocking down three three-pointers against No. 2/2 Connecticut ... scored five points with four boards and three assists at Pittsburgh ... scored two points, but grabbed six rebounds and added a career-high six assists in 39 minutes at No. 17/19 Georgetown ... scored eight points, knocking down a pair of threes, and grabbed six rebounds against Seton Hall ... scored three points with four rebounds and a pair of assists at Villanova ... poured in 13 points with seven rebounds and a pair of assists in 39 minutes against Providence ... tallied 13 points for second straight contest, shooting perfect 4-of-4 from the floor, 2-of-2 from three-point range and 3-of-4 from the free throw line against Syracuse ... scored a career-high 18 points on 5-of-6 from the floor, including career-best 4-of-4 from three-point range and posted a career-high three steals at No. 8/7 Notre Dame scored four points with a rebound and a pair of assists in a win against No. 20/22 Marquette ... scored seven points with three rebounds in loss vs. West Virginia in BIG EAST Championship first round.

### High School:

Ranked as No. 90 recruit in the nation by ESPN Hoopgurlz ... set school scoring record for boys and girls with over 2,000 career points ... averaged 24.1 points, 9.8 rebounds, 4.1 steals, and 3.4 assists per game for her career ... shot 49 percent from the floor and 81 percent from the free throw line during her career ... two-time first-team all-state selection ... second-team all-state as a junior ... four-time Southern Ohio Conference and district Player of the Year ... four-time first-team all-conference selection ... led South Webster to four district titles and a trip to the regional semifinals each of her four seasons ... also lettered in soccer and track ... state qualifier in track for the mile and two mile.

### Personal:

Full name is Kayla Michelle Cook ... born April 7, 1992 in South Webster, Ohio ... daughter of Danny and Tonaya Cook ... has a younger brother, Levi.

### Academic Major:

Exploratory.

## Career Statistics

Season	GP-GS	MIN	FG	FGA	PCT.	3P	3PA	PCT.	FT	FTA	PCT	OFF	DEF	REB	AVG	PF-D	A	TO	BL	ST	PTS	AVG
2011-12	25-25	784	59	174	.339	40	129	.310	10	18	.556	20	64	84	3.4	46-1	42	35	4	24	168	6.7
2010-11	29-29	964	76	209	.364	36	105	.343	48	63	.762	31	85	116	4.0	54-0	67	62	6	18	236	8.1
<b>TOTAL</b>	<b>54-54</b>	<b>1748</b>	<b>135</b>	<b>383</b>	<b>.352</b>	<b>76</b>	<b>234</b>	<b>.325</b>	<b>58</b>	<b>81</b>	<b>.716</b>	<b>51</b>	<b>149</b>	<b>200</b>	<b>3.7</b>	<b>100-1</b>	<b>109</b>	<b>97</b>	<b>10</b>	<b>42</b>	<b>404</b>	<b>7.5</b>

## Cook Career Game-by-Game Statistics

### 2011-12 Game-by-Game Statistics

Opponent	Date	GS	Min	FG-FGA	Pct.	3FG-FGA	Pct.	FT-FTA	Pct.	O-D-T	A	TO	BLK	Stl	Pts.
IPFW	11/11/11	*	38	4-7	.571	1-3	.333	1-4	.250	2-3-5	3	2	0	2	10
DAYTON	11/16/11	*	27	1-6	.167	1-5	.200	2-2	1.000	0-2-2	2	2	0	2	5
EVANSVILLE	11/18/11	*	29	5-7	.714	4-5	.800	0-0	.000	0-1-1	1	2	0	1	14
vs. SDSU	11/24/11	*	27	2-8	.250	0-5	.000	0-0	.000	0-2-2	1	3	0	2	4
vs. Chattanooga	11/25/11	*	33	0-6	.000	0-6	.000	1-2	.500	0-3-3	2	0	0	1	1
MORGAN STATE	12/01/11	*	33	7-11	.636	6-10	.600	0-1	.000	0-1-1	0	1	1	0	20
at Xavier	12/04/11	*	37	6-12	.500	3-8	.375	0-0	.000	1-3-4	3	0	0	0	15
at Marshall	12/10/11	*	30	2-10	.200	2-6	.333	0-0	.000	3-1-4	0	1	1	1	6
LOUISVILLE	12/14/11	*	40	4-10	.400	4-9	.444	1-2	.500	0-4-4	2	3	0	2	13
at Miami	12/17/11	*	37	3-9	.333	3-9	.333	2-2	1.000	1-3-4	2	2	0	0	11
UNINDY	12/19/11	*	40	2-8	.250	0-6	.000	0-0	.000	0-5-5	3	2	1	1	4
LW	12/22/11	*	40	5-11	.455	3-7	.429	1-2	.500	0-1-1	2	2	0	0	14
at Virginia Tech	12/28/11	*	32	3-8	.375	2-5	.400	0-0	.000	0-4-4	1	1	1	1	8
vs High Point	12/29/11	*	38	0-6	.000	0-3	.000	0-0	.000	0-4-4	3	0	0	0	0
USF	01/03/12	*	35	1-5	.200	1-4	.250	0-0	.000	1-1-2	1	1	0	0	3
at Rutgers	01/07/12	*	26	0-5	.000	0-5	.000	0-0	.000	0-2-2	2	2	0	0	0
NOTRE DAME	01/14/12	*	21	1-2	.500	1-2	.500	0-0	.000	1-1-2	2	0	0	1	3
at UConn	01/19/12	*	15	0-4	.000	0-2	.000	0-0	.000	0-0-0	0	0	0	0	0
STJ	01/21/12	*	27	0-5	.000	0-3	.000	0-0	.000	1-5-6	2	0	0	1	0
at Villanova	01/24/12	*	24	1-3	.333	1-2	.500	0-0	.000	0-5-5	0	2	0	1	3
at Syracuse	01/28/12	*	36	5-9	.556	4-8	.500	0-0	.000	0-2-2	1	2	0	2	14
at Marquette	02/01/12	*	30	2-5	.400	1-3	.333	0-1	.000	3-3-6	3	1	0	3	5
GEORGETOWN	02/04/12	*	30	4-8	.500	2-6	.333	0-0	.000	3-5-8	1	5	0	1	10
at Providence	02/07/12	*	31	0-3	.000	0-1	.000	0-0	.000	4-3-7	5	0	0	0	0
PITT	02/11/12	*	28	1-6	.167	1-6	.167	2-2	1.000	0-0-0	0	1	0	2	5
<b>Totals</b>			<b>784</b>	<b>59-174</b>	<b>.339</b>	<b>40-129</b>	<b>.310</b>	<b>10-18</b>	<b>.556</b>	<b>20-64-84</b>	<b>42</b>	<b>35</b>	<b>4</b>	<b>24</b>	<b>168</b>

### 2010-11 Game-by-Game Statistics

Opponent	Date	GS	Min	FG-FGA	Pct.	3FG-FGA	Pct.	FT-FTA	Pct.	O-D-T	A	TO	BLK	Stl	Pts.	
SW BAPTIST	11/12/10	*	36	1-10	.100	1-4	.250	0-0	.000	2-1-3	3	5	0	0	3	
NORTH FLORIDA	11/14/10	*	30	2-7	.286	1-4	.250	2-2	1.000	3-5-8	1	1	1	0	7	
ROBERT MORRIS	11/21/10	*	40	4-10	.400	3-5	.600	4-4	1.000	0-4-4	1	1	0	0	15	
MT. ST. MARY'S	11/23/10	*	34	1-8	.125	0-3	.000	2-2	1.000	4-3-7	3	2	1	0	4	
at Valparaiso	11/28/10	*	33	6-9	.667	3-5	.600	0-0	.000	0-0-0	5	2	0	0	15	
at Dayton	12/02/10	*	36	5-6	.833	3-3	1.000	2-2	1.000	1-3-4	4	3	0	0	15	
XAVIER	12/05/10	*	31	1-6	.167	0-3	.000	2-4	.500	0-7-7	1	1	1	0	4	
LOUISVILLE	12/15/10	*	24	0-3	.000	0-2	.000	0-0	.000	0-0-0	2	3	0	1	0	
WRIGHT STATE	12/18/10	*	29	2-4	.500	1-3	.333	1-2	.500	0-1-1	3	0	0	2	6	
MARSHALL	12/21/10	*	40	5-11	.455	2-6	.333	3-4	.750	2-5-7	3	2	0	2	15	
vs Texas	12/28/10	*	30	4-6	.667	1-2	.500	0-0	.000	0-6-6	1	2	0	0	9	
vs Hofstra	12/30/10	*	23	1-8	.125	0-3	.000	1-2	.500	1-3-4	4	0	0	0	3	
MIAMI (OH)	01/02/11	*	17	1-4	.250	1-1	1.000	0-0	.000	0-1-1	0	0	0	0	3	
at USF	01/05/11	*	34	1-6	.167	1-4	.250	6-6	1.000	0-1-1	1	3	0	1	9	
at West Virginia	01/08/11	*	29	2-8	.250	0-1	.000	4-4	1.000	1-2-3	0	1	0	2	8	
RUTGERS	01/15/11	*	37	1-6	.167	1-4	.250	2-5	.400	1-1-2	2	0	0	1	5	
at St. John's	01/18/11	*	35	3-11	.273	0-5	.000	2-2	1.000	0-1-1	3	4	0	2	8	
at Louisville	01/22/11	*	38	7-12	.583	3-7	.429	0-0	.000	1-4-5	2	3	0	1	17	
DEPAUL	01/25/11	*	32	2-6	.333	0-2	.000	0-0	.000	3-4-7	4	4	1	0	4	
CONNECTICUT	01/29/11	*	36	5-10	.500	3-8	.375	0-0	.000	1-2-3	2	4	0	0	13	
at Pittsburgh	02/01/11	*	38	2-7	.286	1-3	.333	0-2	.000	0-4-4	3	3	0	0	5	
at Georgetown	02/05/11	*	39	1-6	.167	0-4	.000	0-0	.000	2-4-6	6	3	1	2	2	
SETON HALL	02/12/11	*	28	3-9	.333	2-6	.333	0-0	.000	3-3-6	1	4	0	0	8	
at Villanova	02/15/11	*	36	0-4	.000	0-2	.000	3-4	.750	0-4-4	2	2	0	0	3	
PROVIDENCE	02/19/11	*	39	3-9	.333	2-5	.400	5-6	.833	4-3-7	2	2	0	1	13	
SYRACUSE	02/22/11	*	40	4-4	1.000	2-2	1.000	3-4	.750	0-7-7	5	1	0	0	13	
at Notre Dame	02/26/11	*	37	5-6	.833	4-4	1.000	4-6	.667	1-3-4	1	3	1	3	18	
MARQUETTE	02/28/11	*	32	2-7	.286	0-1	.000	0-0	.000	0-1-1	2	0	0	0	4	
vs. West Virginia	03/04/11	*	22	2-6	.333	1-3	.333	2-2	1.000	1-2-3	0	3	0	0	7	
<b>Totals</b>			<b>29</b>	<b>964</b>	<b>76-209</b>	<b>.364</b>	<b>36-105</b>	<b>.343</b>	<b>48-63</b>	<b>.762</b>	<b>31-85-116</b>	<b>67</b>	<b>62</b>	<b>6</b>	<b>18</b>	<b>236</b>



SOPHOMORE • GUARD/FORWARD

# TIFFANY TURNER

# 11

**Hometown:** Marlton, N.J.

**High School/Previous:** Cherokee

### Season Highs

17 vs. Morgan State, 12/1/11	<b>Points</b>	17 vs. Morgan State, 12/1/11
12, 2x (last vs. Morgan State, 12/1/11)	<b>Rebounds</b>	14 vs. Wright State, 12/18/10
4 at Xavier, 12/4/11	<b>Assists</b>	4 at Xavier, 12/4/11
3, 2x (last at Marshall, 12/10/11)	<b>Steals</b>	3, 3x (last at Marshall, 12/10/11)
3, 3x (last vs. Chattanooga, 11/25/11)	<b>Blocked Shots</b>	3, 3x (last vs. Chattanooga, 11/25/11)
7 vs. Morgan State, 12/1/11	<b>Field Goals</b>	7 vs. Morgan State, 12/1/11
13 at Marshall (12/10/11)	<b>FG Attempts</b>	13 at Marshall (12/10/11)
N/A	<b>3-Pt. FG</b>	N/A
N/A	<b>3-Pt. FG Attempts</b>	N/A
7 vs. Longwood, 12/22/11	<b>Free Throws</b>	7 vs. Longwood, 12/22/11
7 vs. Longwood, 12/22/11	<b>Free Throw Attempts</b>	7 vs. Longwood, 12/22/11
39, 2x (last at Rutgers, 1/7/12)	<b>Minutes</b>	39, 2x (last at Rutgers, 1/7/12)

### Career Highs

### 2011-12 Season:

Started all 25 games at forward, including the season opener against IPFW, when she record a team-high tying three blocks, in addition to six rebounds and two steals ... set a season-high with 10 points in a season-best 32 minutes of action against Dayton ... made a season-high nine rebounds and a season-high tying three blocked shots against Evansville ... grabbed a season-high 12 boards against South Dakota State ... tied her career high in blocks with three and minutes played with 35 against Chattanooga ... registered her second career double-double with a career-high 17 points and 12 rebounds after shooting 7-of-10 from the field ... set a career high in minutes played (39) and assists (4) at Xavier ... set a career high with 13 field goal attempts at Marshall ... registered second double-double of the season with 11 points and 11 rebounds against Louisville ... was one of four players to score in double figures with 10 points at Miami ... pitched in 10 points against Indianapolis ... shot 7-of-7 from the free throw line en route to 13 points and six rebounds against Longwood ... shot 5-of-8 from the floor and made two blocks and two steals while registering 11 points and nine rebounds against High Point ... was one of three players to score in double-figures with 10 points against USF ... scored 11 points and pulled down four boards at Providence.

### 2010-11 Season:

Saw action in all 29 contests as a true freshman, earning 18 starts at forward ... scored 4.9 points per contests and led all BIG EAST freshmen with 6.0 rebounds per game ... after starting the season shooting .592 (29-of-49) through the first seven games, hit on just 29-of-98 (.296) over the last 22 games ... scored eight points and grabbed seven rebounds off the bench in collegiate debut against Southwest Baptist ... tallied four points and four boards against North Florida ... recorded first double-double of career with 10 points and game-high 12 rebounds in first career start against Robert Morris ... made second straight start and tallied 10 points on 5-of-8 shooting with five rebounds against Mount St. Mary's ... scored 10 points on 5-of-8 shooting and added nine rebounds and a pair of steals at Valparaiso ... just missed a double double with nine points and nine rebounds in a career-best 33 minutes at Dayton ... scored in double figures for the fourth time in five games with 10 points, six rebounds, and a career-best two assists against No. 4/4 Xavier while matching up with XU all-American forward Amber Harris ... corralled 12 rebounds in BIG EAST opener against Louisville ... scored seven points, knocking down first career three-pointer, and grabbed career-best 14 boards against Wright State ... scored four points with three rebounds in season-low 15 minutes due to foul trouble against Marshall ... posted four points and four rebounds before fouling out against Hofstra ... scored two points with six rebounds and a block against Miami (OH) ... grabbed six rebounds - three on the offensive end - in win at USF ... busted out of scoring slump with nine points and eight rebounds against Rutgers ... had scored just 10 total points in prior five contests ... tallied five points with two rebounds at No. 22 St. John's ... scored six points with a team-high eight rebounds at Louisville ... scored four points with a team-high nine rebounds against No. 12/17 DePaul ... scored four points on 1-of-6 shooting with five rebounds and a block against No. 2/2 Connecticut ... came off the bench to score three points with a team-high eight rebounds at Pittsburgh ... scored career-high 12 points on 6-of-8 shooting against No. 17/19 Georgetown, hitting double figures for the first time in 14 games ... scored four points and added a team-high eight rebounds against Seton Hall ... scored two points with three rebounds against Syracuse ... scored four points and grabbed seven boards at No. 8/7 Notre Dame.

### High School:

Second-team all-South Jersey as a sophomore, junior, and senior at Cherokee High School ... earned varsity letters all four years and was a starter for three years ... Olympic Conference first-team as a freshman, sophomore, junior, and senior ... all-South Jersey all-star team ... averaged 16.8 points per game as a senior ... Olympic Conference high jump champion.

### Personal:

Full name is Tiffany Irene Turner ... born January 17, 1992 in Voornees, New Jersey ... daughter of Stephanie Turner ... has two brothers, Mikey and Justin ... brother Justin high jumps for Gwyned Mercy College.

### Academic Major:

Exploratory.

## Career Statistics

Season	GP-GS	MIN	FG	FGA	PCT.	3P	3PA	PCT.	FT	FTA	PCT.	OFF	DEF	REB	AVG	PF-D	A	TO	BL	ST	PTS	AVG
2011-12	25-25	672	74	148	.500	0	0	.000	21	31	.677	52	99	151	6.0	53-1	16	37	29	27	169	6.8
2010-11	29-18	665	58	147	.395	1	8	.125	25	49	.510	62	112	174	6.0	60-2	17	53	12	15	142	4.9
<b>TOTAL</b>	<b>54-43</b>	<b>1337</b>	<b>132</b>	<b>295</b>	<b>.447</b>	<b>1</b>	<b>8</b>	<b>.125</b>	<b>46</b>	<b>80</b>	<b>.575</b>	<b>114</b>	<b>211</b>	<b>325</b>	<b>6.0</b>	<b>113-3</b>	<b>33</b>	<b>90</b>	<b>41</b>	<b>42</b>	<b>311</b>	<b>5.8</b>

## Turner Career Game-by-Game Statistics

### 2011-12 Game-by-Game Statistics

Opponent	Date	GS	Min	FG-FGA	Pct.	3FG-FGA	Pct.	FT-FTA	Pct.	O-D-T	A	TO	BLK	Stl	Pts.	
IPFW	11/11/11	*	16	1-2	.500	0-0	.000	0-0	.000	1-5-6	0	0	3	2	2	
DAYTON	11/16/11	*	32	5-7	.714	0-0	.000	0-1	.000	1-3-4	1	1	2	0	10	
EVANSVILLE	11/18/11	*	21	3-7	.428	0-0	.000	0-0	.000	3-6-9	1	0	3	0	6	
vs. SDSU	11/24/11	*	32	4-8	.500	0-0	.000	0-0	.000	5-7-12	0	2	1	1	8	
vs. Chattanooga	11/25/11	*	35	1-3	.333	0-0	.000	0-0	.000	2-4-6	0	3	3	0	2	
MORGAN STATE	12/01/11	*	36	7-10	.700	0-0	.000	3-4	.750	5-7-12	0	2	1	3	17	
at Xavier	12/04/11	*	39	2-7	.286	0-0	.000	1-2	.500	2-2-4	4	1	2	1	5	
at Marshall	12/10/11	*	31	6-13	.462	0-0	.000	0-0	.000	1-8-9	0	1	0	3	12	
LOUISVILLE	12/14/11	*	38	5-7	.714	0-0	.000	1-2	.500	5-6-11	0	5	2	2	11	
at Miami	12/17/11	*	32	4-10	.400	0-0	.000	2-2	1.000	3-6-9	1	2	2	2	10	
LINDY	12/19/11	*	32	5-10	.500	0-0	.000	0-0	.000	4-3-7	0	2	0	1	10	
LW	12/22/11	*	26	3-7	.429	0-0	.000	7-7	1.000	2-4-6	2	0	2	0	13	
at Virginia Tech	12/28/11	*	17	3-5	.600	0-0	.000	2-3	.667	2-4-6	1	1	0	2	8	
vs High Point	12/29/11	*	30	5-8	.625	0-0	.000	1-1	1.000	5-4-9	0	2	2	2	11	
USF	01/03/12	*	26	5-7	.714	0-0	.000	0-0	.000	0-4-4	0	1	0	1	10	
at Rutgers	01/07/12	*	39	2-3	.667	0-0	.000	0-0	.000	4-2-6	2	2	1	2	4	
NOTRE DAME	01/14/12	*	23	2-5	.400	0-0	.000	1-3	.333	1-4-5	1	1	0	1	5	
at UConn	01/19/12	*	26	0-3	.000	0-0	.000	0-0	.000	0-3-3	0	3	0	0	0	
STJ	01/21/12	*	16	0-3	.000	0-0	.000	0-0	.000	1-1-2	0	1	0	0	0	
at Villanova	01/24/12	*	15	3-8	.375	0-0	.000	0-0	.000	0-0-0	0	1	0	1	6	
at Syracuse	01/28/12	*	20	2-2	1.000	0-0	.000	0-0	.000	1-2-3	2	3	1	0	4	
at Marquette	02/01/12	*	25	1-4	.250	0-0	.000	1-2	.500	0-6-6	0	1	0	1	3	
GEORGETOWN	02/04/12	*	17	0-0	.000	0-0	.000	0-0	.000	1-2-3	0	0	1	0	0	
at Providence	02/07/12	*	29	5-6	.833	0-0	.000	1-2	.500	2-2-4	1	0	1	0	11	
PITT	02/11/12	*	19	0-3	.000	0-0	.000	1-2	.500	1-4-5	0	2	2	2	1	
<b>Totals</b>			25	672	74-148	.500	0-0	.000	21-31	.677	52-99-151	16	37	29	27	169

### 2010-11 Game-by-Game Statistics

Opponent	Date	GS	Min	FG-FGA	Pct.	3FG-FGA	Pct.	FT-FTA	Pct.	O-D-T	A	TO	BLK	Stl	Pts.	
SW BAPTIST	11/12/10		18	4-5	.800	0-0	.000	0-2	.000	1-6-7	0	1	1	0	8	
NORTH FLORIDA	11/14/10		15	2-4	.500	0-1	.000	0-1	.000	2-2-4	0	1	1	1	4	
ROBERT MORRIS	11/21/10	*	30	5-8	.625	0-0	.000	0-0	.000	3-9-12	0	1	0	0	10	
MT. ST. MARY'S	11/23/10	*	24	5-8	.625	0-1	.000	0-0	.000	2-3-5	0	1	1	0	10	
at Valparaiso	11/28/10	*	31	5-8	.625	0-0	.000	0-3	.000	3-6-9	0	1	0	2	10	
at Dayton	12/02/10	*	33	4-9	.444	0-1	.000	1-1	1.000	3-6-9	1	1	1	1	9	
XAVIER	12/05/10	*	35	4-7	.571	0-2	.000	2-2	1.000	2-4-6	2	3	0	0	10	
LOUISVILLE	12/15/10	*	28	0-3	.000	0-1	.000	1-2	.500	2-10-12	2	3	0	2	1	
WRIGHT STATE	12/18/10	*	35	3-10	.300	1-1	1.000	0-0	.000	4-10-14	1	1	1	1	7	
MARSHALL	12/21/10	*	15	2-4	.500	0-0	.000	0-1	.000	1-2-3	0	2	0	0	4	
vs Texas	12/28/10	*	23	1-8	.125	0-0	.000	0-0	.000	0-4-4	1	2	0	0	2	
vs Hofstra	12/30/10	*	15	0-2	.000	0-0	.000	4-4	1.000	1-3-4	0	5	0	0	4	
MIAMI (OH)	01/02/11	*	19	0-4	.000	0-0	.000	2-2	1.000	3-3-6	0	0	1	0	2	
at USF	01/05/11	*	20	0-2	.000	0-0	.000	1-2	.500	3-3-6	1	1	0	1	1	
at West Virginia	01/08/11	*	15	0-5	.000	0-0	.000	1-5	.200	2-2-4	0	3	1	0	1	
RUTGERS	01/15/11	*	30	3-6	.500	0-0	.000	3-4	.750	3-5-8	1	3	0	1	9	
at St. John's	01/18/11	*	17	2-4	.500	0-0	.000	1-1	1.000	1-1-2	1	1	0	0	5	
at Louisville	01/22/11	*	33	2-4	.500	0-0	.000	2-4	.500	5-3-8	2	0	1	0	6	
DEPAUL	01/25/11	*	30	2-7	.286	0-0	.000	0-0	.000	4-5-9	0	3	0	0	4	
CONNECTICUT	01/29/11	*	21	1-6	.167	0-0	.000	2-2	1.000	3-2-5	0	1	1	1	4	
at Pittsburgh	02/01/11		26	1-5	.200	0-0	.000	1-4	.250	3-5-8	1	1	1	3	3	
at Georgetown	02/05/11		28	6-8	.750	0-0	.000	0-0	.000	2-3-5	0	1	0	0	12	
SETON HALL	02/12/11		22	1-5	.200	0-0	.000	2-4	.500	3-5-8	0	0	1	0	4	
at Villanova	02/15/11		20	0-1	.000	0-0	.000	0-0	.000	0-0-0	1	3	1	0	0	
PROVIDENCE	02/19/11		14	0-2	.000	0-0	.000	2-4	.500	1-2-3	0	1	0	0	2	
SYRACUSE	02/22/11		15	1-3	.333	0-0	.000	0-0	.000	1-2-3	1	3	0	0	2	
at Notre Dame	02/26/11		28	2-4	.500	0-0	.000	0-1	.000	2-5-7	2	8	0	2	4	
MARQUETTE	02/28/11		12	1-2	.500	0-0	.000	0-0	.000	1-1-2	0	0	0	0	2	
vs. West Virginia	03/04/11		13	2-4	.500	0-1	.000	0-0	.000	1-0-1	0	2	0	0	2	
<b>Totals</b>			18	665	58-147	.395	1-8	.125	25-49	.510	62-112	17	53	12	15	142



FRESHMAN • GUARD

# ALYESHA LOVETT

# 12

Hometown: Newark, N.J.

High School/Previous: Malcolm X Shabazz

### Season Highs

Season Highs	Career Highs
14 vs. IPFW, 11/11/11	Points 14 vs. IPFW, 11/11/11
6 vs. UINDY (12/19/11)	Rebounds 6 vs. UINDY (12/19/11)
3, 3x (last vs. High Point, 12/29/11)	Assists 3, 3x (last vs. High Point, 12/29/11)
4 vs. Evansville, 11/18/11	Steals 4 vs. Evansville, 11/18/11
1, 3x (last vs. High Point, 12/29/11)	Blocked Shots 1, 3x (last vs. High Point, 12/29/11)
4 vs. IPFW, 11/11/11	Field Goals 4 vs. IPFW, 11/11/11
8, 2x (last vs. Morgan State, 12/1/11)	FG Attempts 8, 2x (last vs. Morgan State, 12/1/11)
2, 2x (last at Rutgers, 1/7/12)	3-Pt. FG 2, 2x (last at Rutgers, 1/7/12)
6 at Rutgers, 1/7/12	3-Pt. FG Attempts 6 at Rutgers, 1/7/12
4 vs. IPFW, 11/11/11	Free Throws 4 vs. IPFW, 11/11/11
4 vs. IPFW, 11/11/11	Free Throw Attempts 4 vs. IPFW, 11/11/11
31, 2x (last vs. UINDY, 12/19/11)	Minutes 31, 2x (last vs. UINDY, 12/19/11)

### 2011-12 Game-by-Game Statistics

Opponent	Date	GS	Min	FG-FGA	Pct.	3FG-FGA	Pct.	FT-FTA	Pct.	O-D-T	A	TO	BLK	Stl	Pts.
IPFW	11/11/11	24	4-5	.800	2-3	.667	4-4	1.000	2-1-3	0	2	0	0	14	
DAYTON	11/16/11	16	2-4	.500	1-1	1.000	0-0	.000	0-1-1	0	0	0	1	5	
EVANSVILLE	11/18/11	31	2-8	.250	0-2	.000	1-1	1.000	1-3-4	3	1	0	4	5	
vs. SDSU	11/24/11	24	3-7	.429	1-3	.333	0-0	.000	1-1-2	1	2	0	3	7	
vs. Chattanooga	11/25/11	16	0-1	.000	0-0	.000	0-0	.000	1-0-1	0	1	1	0	0	
MORGAN STATE	12/01/11	20	2-8	.250	0-0	.000	0-0	.000	1-0-1	3	0	0	0	4	
at Xavier	12/04/11	19	0-1	.000	0-1	.000	0-0	.000	1-1-2	0	1	0	1	0	
at Marshall	12/10/11	15	2-7	.286	1-3	.333	0-0	.000	0-2-2	0	3	0	3	5	
LOUISVILLE	12/14/11	17	0-3	.000	0-1	.000	0-0	.000	0-1-1	1	3	0	0	0	
at Miami	12/17/11	* 29	1-5	.200	1-3	.333	2-2	1.000	1-0-1	0	3	0	0	5	
UINDY	12/19/11	* 31	0-5	.000	0-1	.000	0-0	.000	1-5-6	2	3	1	1	0	
LW	12/22/11								dnp						
at Virginia Tech	12/28/11	19	1-5	.200	0-0	.000	0-0	.000	2-2-4	1	1	0	0	2	
vs High Point	12/29/11	15	3-6	.500	0-1	.000	0-0	.000	0-0-0	3	2	1	2	6	
USF	01/03/12	9	2-3	.667	1-1	1.000	0-0	.000	0-0-0	0	1	0	1	5	
at Rutgers	01/07/12	19	2-7	.286	2-6	.333	0-0	.000	0-2-2	0	0	0	0	6	
NOTRE DAME	01/14/12	29	2-6	.333	0-1	.000	2-2	1.000	0-0-0	2	2	1	0	6	
at UConn	01/19/12	25	1-6	.167	0-4	.000	0-2	.000	0-1-1	0	5	0	3	2	
STJ	01/21/12	31	2-5	.400	1-3	.333	1-2	.500	0-2-2	0	2	0	2	6	
at Villanova	01/24/12	20	0-3	.000	0-2	.000	0-0	.000	0-1-1	1	1	0	1	0	
at Syracuse	01/28/12	22	0-6	.000	0-4	.000	2-2	1.000	1-0-1	0	0	0	1	2	
at Marquette	02/01/12	12	0-2	.000	0-2	.000	0-0	.000	0-1-1	1	0	0	1	0	
GEORGETOWN	02/04/12	16	1-4	.250	0-1	.000	1-2	.500	1-0-1	0	2	0	1	3	
at Providence	02/07/12	12	1-2	.500	0-1	.000	0-0	.000	0-1-1	1	1	0	1	2	
PITT	02/11/12	10	0-1	.000	0-0	.000	0-2	.000	0-0-0	1	0	0	0	0	
<b>Totals</b>		2	481	31-110	.282	10-44	.227	13-19	.684	13-25-38	20	36	4	26	85

### 2011-12:

Saw first collegiate action in the season opener against IPFW, when she was one of four players to score in double figures, shooting 4-of-5 from the field, 2-of-3 from the arc and 4-4 from the free-throw line en route to 14 points ... recorded first-career steal against Dayton ... set career-highs in assists (3), steals (4), field-goal attempts (8) and minutes played (31) against Evansville ... tied her career high with three assists against Morgan State ... earned first career start against Miami (OH), when she scored five points ... also started against Indianapolis, when she pulled down a career-high six rebounds and matched her career-best with 31 minutes ... registered two steals and a season-high tying three assists versus High Point ... shot 2-of-6 from 3-point range at Rutgers ... had three steals at No. 3 Connecticut.

### High School:

Ranked as the No. 71 player in the nation by *ESPN Hoopgirlz* ... averaged 10 points per game as a junior in 2009-10 in helping Shabazz to the NJSIAA Group 2 championship ... has been a part of three straight state championship teams, helping the Bulldogs to a combined 93-6 record during her three years with the varsity program ... named Rookie of the Year and Lady Bulldog of the Year.

### Personal:

Born May 16, 1993 ... daughter of Ralph Lovett and Jade Minor ... has two brothers, David and Jordan, and one sister, Jaylen.

### Academic Major:

Communication.

## Career Statistics

Season	GP-GS	MIN	FG	FGA	PCT.	3P	3PA	PCT.	FT	FTA	PCT	OFF	DEF	REB	AVG	PF-D	A	TO	BL	ST	PTS	AVG
2011-12	24-2	481	31	110	.282	10	44	.227	13	19	.684	13	25	38	1.6	27-0	20	36	4	26	85	3.5
<b>TOTAL</b>	24-2	481	31	110	.282	10	44	.227	13	19	.684	13	25	38	1.6	27-0	20	36	4	26	85	3.5



SENIOR • GUARD

# BJONEE REAVES

**Hometown:** San Bernardino, Calif.  
**High School/Previous:** Cajon/Neosho County (Kan.)

# 20

### Season Highs

25, 2x (last at Miami, 12/17/11)	<b>Points</b>	25, 2x (last at Miami, 12/17/11)
7 vs. Morgan State, 12/1/11	<b>Rebounds</b>	8 vs. Southwest Baptist, 11/12/10
9 at Miami, 12/17/11	<b>Assists</b>	9 at Miami, 12/17/11
6 at Miami, 12/17/11	<b>Steals</b>	6 at Miami, 12/17/11
1, 3x (last at Miami, 12/17/11)	<b>Blocked Shots</b>	1, 4x (last at Miami, 12/17/11)
8, 2x (last at Miami, 12/17/11)	<b>Field Goals</b>	8, 2x (last at Miami, 12/17/11)
23 at Miami, 12/17/11	<b>FG Attempts</b>	23 at Miami, 12/17/11
5, 2x (last at Miami, 12/17/11)	<b>3-Pt. FG</b>	5, 2x (last at Miami, 12/17/11)
14, 3x (last vs. Georgetown, 2/4/12)	<b>3-Pt. FG Attempts</b>	14, 3x (last vs. Georgetown, 2/4/12)
6 vs. Louisville, 12/14/11	<b>Free Throws</b>	7 at Pittsburgh, 2/1/11
8 vs. Louisville, 12/14/11	<b>Free Throw Attempts</b>	8, 2x (last vs. Louisville, 12/14/11)
40, 3x (last vs. Pittsburgh, 2/14/12)	<b>Minutes</b>	40, 7x (last at Pittsburgh, 2/14/12)

### Career Highs

- ▶ BIG EAST Weekly Honor Roll (11/21/11)
- ▶ BIG EAST Weekly Honor Roll (1/30/12)

breakout scoring performance with a career-high 22 points on 7-of-10 shooting with a career-best four threes to lead UC to a win against Hofstra in the consolation final of the Maggie Dixon Surf N Slam Classic ... made tying and game-winning free throws and sealed one-point win at USF with a steal on the final possession ... tallied five points with two rebounds, two assists, and a career-best three steals at No. 6/7 West Virginia ... scored six points on two triples with three rebounds against Rutgers ... put in four points with three rebounds and an assist at No. 22 St. John's ... totaled 10 points on 4-of-8 shooting, knocking down a pair of threes and dishing out three assists at Louisville ... tallied four points with four assists against No. 12/17 DePaul ... poured in nine points with two rebounds and five assists against No. 2/2 Connecticut ... matched career high with 22 points in career-best 40 minutes in first career start at Pittsburgh ... scored eight points on 3-of-10 shooting at No. 17/19 Georgetown ... scored 11 points with seven rebounds and two assists against Seton Hall ... tallied three points with five boards and four assists at Villanova ... scored nine points but shot just 2-of-11 from the floor against Providence ... scored four points with four rebounds and five assists against Syracuse ... dished out six assists with three points at No. 8/7 Notre Dame ... tallied 12 points, tying a career high with four three-pointers, and dished out three assists in win against No. 22/20 Marquette ... totaled 11 points with five rebounds, three assists, and a pair of steals in BIG EAST Championship first-round matchup with West Virginia ... averaged 38.0 minutes per game over final nine games.

### 2011-12 Season:

Started 24 games at guard ... scored five points and five rebounds while dishing out a team-high tying four assists in 21 minutes against IPFW ... set a career-high and recorded one-third of the team's points against Dayton with 25 ... selected to her first career BIG EAST Weekly Honor Roll for her efforts against Dayton and Evansville ... tied career highs in assists (7), 3-point field-goals (4) and recorded a career-best eight field-goals in a season-best 39 minutes against Dayton ... led the Bearcats for the second-consecutive game with 18 points against Evansville, connecting on 7-of-8 field goals and shooting 4-of-5 from behind the arc ... led the team with 19 points on 6-of-12 shooting, including 5-of-9 from 3-point range against South Dakota State ... recorded 15 points and a season-best six rebounds against Chattanooga ... recorded first block of the season and set a season high with seven rebounds against Morgan State ... matched her career high with three steals at Marshall ... recorded a career-high tying and game-best 25 points, in addition to a career-best nine assists and six steals against Miami (OH) ... attempted a career-high 23 field goals and 14 3-point field goals at Miami (OH) ... led all scorers for third-consecutive game with 18 points against Indianapolis ... scored 10 points and pulled down three rebounds against Longwood ... recorded three 3-pointers en route to 11 points at Virginia Tech ... shot 4-of-8 from the 3-point range and scored 14 points against High Point ... had a game-high tying 15 points at Rutgers ... earned her second BIG EAST Weekly Honor Roll of the season for her performances at Villanova and Syracuse ... recorded 20 points, all in the second half, at Villanova ... scored 11 second-half points, including a jumper with five seconds remaining to give UC its first conference win of the season at Syracuse ... shot 7-of-13, including 4-of-7 from 3-point range, en route to 18 points at Marquette ... matched her career-high with 14 3-point field goal attempts, while scoring a team-high tying 17 points and making five steals against No. 17/15 Georgetown ... scored 13 points and made five rebounds at Providence ... finished with 19 points during 40 minutes of action against Pittsburgh.

### Prior to UC:

Averaged 20.6 points per game at Neosho County Community College in Chanute, Kan. ... fifth-leading scorer in NJCAA in 2009-10 season ... also averaged 5.9 rebounds, 5.0 assists, 4.4 steals per game and shot 44 percent from the field and 35 percent from the three-point line ... first-team all-conference selection ... honorable mention all-region choice ... played 2008-09 season at Yavapai College in Prescott, Ariz. ... named WBCA honorable mention all-America ... earned first-team NJCAA all-region honors ... named to all-conference second team after leading Yavapai in scoring, assists, steals, and three-point percentage.

### High School:

Averaged over 12 points and seven assists per game as a senior at Cajon High School ... first-team all-state selection as a senior ... helped Cowboys to second round of California Interscholastic Federation state championships as a senior in 2007-08.

### Personal:

Born on Jan. 20, 1990 ... daughter of Jacqueline Jordan.

### Academic Major:

Criminal Justice.

### 2010-11 Season:

Averaged 7.6 points per game with a team-high 80 assists ... made nine starts and saw action in 28 games in first season with Cincinnati ... scored three points and added a game-high eight rebounds in season opener against Southwest Baptist ... scored eight points with seven assists and a pair of rebounds against North Florida ... did not play against Robert Morris due to illness ... tallied two points, four rebounds, four assists, and a pair of steals in win against Mount St. Mary's ... scored four points with three rebounds, five assists, and her first block of the season at Valparaiso ... scored a season-best 10 points with four rebounds and a pair of assists at Dayton ... matched season-high with 10 points and handed out three assists against No. 4/4 Xavier ... knocked down two threes for the third straight contest and scored nine points in BIG EAST opener against Louisville ... went scoreless for first time in UC career against Wright State ... scored 10 points for the third time in the last five games and knocked down 4-of-4 from the free throw line against Marshall ... posted five points and four rebounds in front of friends and family in San Diego at the Maggie Dixon Surf N Slam Classic vs. Texas ... had

## Career Statistics

Season	GP-GS	MIN	FG	FGA	PCT.	3P	3PA	PCT.	FT	FTA	PCT.	OFF	DEF	REB	AVG	PF-D	A	TO	BL	ST	PTS	AVG
2011-12	25-24	859	110	307	.358	62	184	.337	47	61	.770	17	72	89	3.6	55-2	67	77	3	45	329	13.2
2010-11	28-9	856	69	218	.317	36	127	.283	38	58	.655	20	61	81	2.9	46-0	80	69	1	19	212	7.6
<b>TOTAL</b>	<b>53-33</b>	<b>1715</b>	<b>179</b>	<b>525</b>	<b>.341</b>	<b>98</b>	<b>311</b>	<b>.315</b>	<b>85</b>	<b>119</b>	<b>.714</b>	<b>37</b>	<b>133</b>	<b>170</b>	<b>3.2</b>	<b>101-2</b>	<b>147</b>	<b>146</b>	<b>4</b>	<b>64</b>	<b>541</b>	<b>10.2</b>

## Reaves Career Game-by-Game Statistics

### 2011-12 Game-by-Game Statistics

Opponent	Date	GS	Min	FG-FGA	Pct.	3FG-FGA	Pct.	FT-FTA	Pct.	O-D-T	A	TO	BLK	Stl	Pts.	
IPFW	11/11/11	*	31	2-10	.200	0-3	.000	1-2	.500	1-4-5	4	6	0	3	5	
Dayton	11/16/11	*	39	8-13	.615	4-8	.500	5-6	.833	2-3-5	7	2	0	0	25	
Evansville	11/18/11	*	23	7-8	.875	4-5	.800	0-0	.000	0-3-3	4	0	0	1	18	
vs. SDSU	11/24/11	*	29	6-12	.500	5-9	.556	2-2	1.000	0-4-4	4	2	0	2	19	
vs. Chattanooga	11/25/11	*	29	5-15	.333	2-8	.250	3-3	1.000	0-6-6	0	1	0	3	15	
MORGAN STATE	12/01/11	*	37	2-13	.154	2-6	.333	3-4	.750	2-5-7	6	5	1	1	9	
at Xavier	12/04/11	*	23	4-10	.400	1-6	.167	0-0	.000	1-1-2	4	1	0	0	9	
at Marshall	12/10/11	*	37	0-7	.000	0-6	.000	0-0	.000	0-3-3	1	5	0	3	0	
LOUISVILLE	12/14/11	*	36	5-15	.333	2-11	.182	6-8	.750	1-5-6	4	5	1	1	18	
at Miami	12/17/11	*	40	8-23	.348	5-14	.357	4-4	1.000	2-2-4	9	3	1	6	25	
LINDY	12/19/11	*	37	7-22	.318	4-13	.308	0-0	.000	1-5-6	2	2	0	0	18	
LW	12/22/11	*	36	4-12	.333	1-4	.250	1-2	.500	1-2-3	2	5	0	2	10	
at Virginia Tech	12/28/11	*	34	3-9	.333	3-7	.429	2-4	.500	1-2-3	0	6	0	2	11	
vs High Point	12/29/11	*	32	5-13	.385	4-8	.500	0-0	.000	0-5-5	2	4	0	0	14	
USF	01/03/12	*	38	0-7	.000	0-2	.000	0-0	.000	1-3-4	3	2	0	1	0	
at Rutgers	01/07/12	*	36	5-18	.278	4-14	.286	1-2	.500	1-2-3	2	2	0	2	15	
NOTRE DAME	01/14/12	*	30	3-11	.273	2-4	.500	0-0	.000	0-1-1	1	2	0	1	8	
at UConn	01/19/12	*	35	2-6	.333	1-4	.250	1-1	1.000	0-3-3	1	4	0	1	6	
STJ	01/21/12	*	29	2-4	.500	1-3	.333	1-3	.333	0-0-0	0	4	0	0	6	
at Villanova	01/24/12	*	39	6-13	.462	3-10	.300	5-5	1.000	0-1-1	2	2	0	2	20	
at Syracuse	01/28/12	*	32	4-11	.364	1-6	.167	2-2	1.000	2-1-3	2	4	0	4	11	
at Marquette	2/1/12	*	39	7-13	.538	4-7	.571	0-1	.000	1-1-2	1	4	0	2	18	
GEORGETOWN	02/04/12	*	38	5-15	.333	5-14	.357	2-2	1.000	0-3-3	2	3	0	5	17	
at Providence	02/07/12	*	40	4-12	.333	1-4	.250	4-4	1.000	0-5-5	2	2	0	1	13	
PITT	02/11/12	*	40	6-15	.400	3-8	.375	4-6	.667	0-2-2	2	1	0	2	19	
<b>Totals</b>			24	859	110-307	.358	62-184	.337	47-61	.770	17-72-89	67	77	3	45	329

### 2010-11 Game-by-Game Statistics

Opponent	Date	GS	Min	FG-FGA	Pct.	3FG-FGA	Pct.	FT-FTA	Pct.	O-D-T	A	TO	BLK	Stl	Pts.	
SW BAPTIST	11/12/10		24	1-2	.500	1-2	.500	0-0	.000	0-8-8	4	2	0	0	3	
NORTH FLORIDA	11/14/10		28	3-5	.600	1-2	.500	1-2	.500	0-2-2	7	2	0	1	8	
ROBERT MORRIS	11/21/10						dnp									
MI. ST. MARY'S	11/23/10		27	0-4	.000	0-3	.000	2-5	.400	0-4-4	4	3	0	2	2	
at Valparaiso	11/28/10		26	1-4	.250	1-2	.500	1-2	.500	1-2-3	5	1	1	1	4	
at Dayton	12/02/10		27	4-8	.500	2-5	.400	0-0	.000	0-4-4	2	1	0	0	10	
XAVIER	12/05/10		23	4-13	.308	2-8	.250	0-0	.000	0-2-2	3	2	0	0	10	
LOUISVILLE	12/15/10		31	3-6	.500	2-4	.500	1-2	.500	0-1-1	2	3	0	0	9	
WRIGHT STATE	12/18/10		20	0-3	.000	0-2	.000	0-0	.000	0-1-1	0	1	0	0	0	
MARSHALL	12/21/10		31	3-6	.500	0-2	.000	4-4	1.000	0-1-1	1	1	0	0	10	
vs Texas	12/28/10		16	2-6	.333	1-3	.333	0-0	.000	1-3-4	6	3	0	0	5	
vs Hofstra	12/30/10		29	7-10	.700	4-7	.571	4-6	.667	2-2-4	2	2	0	2	22	
MIAMI (OH)	01/02/11		27	0-7	.000	0-4	.000	4-6	.667	0-1-1	0	1	0	0	4	
at USF	01/05/11		23	1-5	.200	0-1	.000	2-3	.667	1-1-2	1	0	0	1	4	
at West Virginia	01/08/11		34	1-13	.077	0-1	.000	3-4	.750	2-0-2	2	5	0	3	5	
RUTGERS	01/15/11		26	2-6	.333	2-5	.400	0-0	.000	1-2-3	1	2	0	0	6	
at St. John's	01/18/11		31	1-8	.125	1-6	.167	1-2	.500	2-1-3	1	0	0	1	4	
at Louisville	01/22/11		32	4-8	.500	2-5	.400	0-0	.000	1-0-1	3	4	0	0	10	
DEPAUL	01/25/11		25	2-9	.222	0-3	.000	0-0	.000	0-2-2	4	1	0	1	4	
CONNECTICUT	01/29/11		34	4-10	.400	1-4	.250	0-0	.000	0-2-2	5	4	0	0	9	
at Pittsburgh	02/01/11	*	40	6-16	.375	3-9	.333	7-8	.875	2-1-3	1	2	0	1	22	
at Georgetown	02/05/11	*	37	3-10	.300	2-9	.222	0-0	.000	1-3-4	3	8	0	0	8	
SETON HALL	02/12/11	*	40	4-10	.400	2-8	.250	1-3	.333	1-6-7	2	4	0	1	11	
at Villanova	02/15/11	*	38	1-7	.143	1-5	.200	0-0	.000	0-5-5	4	3	0	0	3	
PROVIDENCE	02/19/11	*	36	2-11	.182	1-7	.143	4-5	.800	1-1-2	0	2	0	1	9	
SYRACUSE	02/22/11	*	40	1-5	.200	1-3	.333	1-2	.500	2-2-4	5	2	0	1	4	
at Notre Dame	02/26/11	*	40	1-7	.143	1-4	.250	0-0	.000	0-0-0	6	4	0	1	3	
MARQUETTE	02/28/11	*	32	4-8	.500	4-7	.571	0-0	.000	0-1-1	3	1	0	0	12	
vs. West Virginia	03/04/11	*	39	4-11	.363	1-6	.167	2-4	.500	2-3-5	3	5	0	2	11	
<b>Totals</b>			9	856	69-218	.317	36-127	.283	38-58	.655	20-61-81	80	69	1	19	212



SOPHOMORE • GUARD

# LASHAY BANKS

Hometown: Philadelphia, Pa.  
High School/Previous: Prep Charter

# 23

### Season Highs

2, 2x (last vs. Longwood, 12/22/11)	<b>Points</b>	3, 3x (last at Pittsburgh, 2/1/11)
4 vs. IPFW, 11/11/11	<b>Rebounds</b>	4, 3x (last vs. IPFW, 11/11/11)
1 vs. St. John's, 1/21/12	<b>Assists</b>	1, 4x (last vs. St. John's, 1/21/12)
1, 3x (last at Miami, 12/17/11)	<b>Steals</b>	1, 4x (last at Miami, 12/17/11)
N/A	<b>Blocked Shots</b>	1 at West Virginia, 1/8/11
1 vs. IPFW, 11/11/11	<b>Field Goals</b>	1, 7x (last vs. IPFW, 11/11/11)
4 vs. IPFW, 11/11/11	<b>FG Attempts</b>	4, 3x (last vs. IPFW, 11/11/11)
N/A	<b>3-Pt. FG</b>	1 vs. Robert Morris, 11/21/10
1, 3x (last vs. Morgan State, 12/1/11)	<b>3-Pt. FG Attempts</b>	1, 7x (last vs. Morgan State, 12/1/11)
2 vs. Longwood, 12/22/11	<b>Free Throws</b>	2, 2x (last vs. Longwood, 12/22/11)
2, 3x (last at Marquette, 2/1/12)	<b>Free Throw Attempts</b>	2, 7x (last at Marquette, 2/1/12)
17 vs. IPFW, 11/11/11	<b>Minutes</b>	17 vs. IPFW, 11/11/11

### Career Highs

### 2011-12 Game-by-Game Statistics

Opponent	Date	GS	Min	FG-FGA	Pct.	3FG-FGA	Pct.	FT-FTA	Pct.	O-D-T	A	TO	BLK	Stl	Pts.
IPFW	11/11/11		17	1-4	.250	0-0	.000	0-0	.000	1-3-4	0	3	0	0	2
Dayton	11/16/11														
Evansville	11/18/11		8	0-1	.000	0-1	.000	0-0	.000	0-1-1	0	2	0	1	0
vs. SDSU	11/24/11		11	0-3	.000	0-1	.000	0-0	.000	1-0-1	0	1	0	1	0
vs. Chattanooga	11/25/11		2	0-0	.000	0-0	.000	0-0	.000	0-1-1	0	0	0	0	0
MORGAN STATE	12/01/11		2	0-1	.000	0-1	.000	0-2	.000	1-0-1	0	2	0	0	0
at Xavier	12/04/11		2	0-0	.000	0-0	.000	0-0	.000	0-0-0	0	1	0	0	0
at Marshall	12/10/11														
vs. Louisville	12/14/11														
at Miami	12/17/11		10	0-3	.000	0-0	.000	0-0	.000	0-1-1	0	0	0	1	0
UINDY	12/19/11		3	0-1	.000	0-0	.000	0-0	.000	0-1-1	0	0	0	0	0
LW	12/22/11		10	0-0	.000	0-0	.000	2-2	1.000	1-1-2	0	1	0	0	2
at Virginia Tech	12/28/11		2	0-0	.000	0-0	.000	0-0	.000	0-0-0	0	0	0	0	0
vs High Point	12/29/11		6	0-0	.000	0-0	.000	0-0	.000	1-0-1	0	1	0	0	0
USF	01/03/12														
at Rutgers	01/07/12														
NOTRE DAME	01/14/12		3	1-2	.500	0-0	.000	0-0	.000	0-2-2	0	1	0	0	2
at UConn	01/19/12		6	0-0	.000	0-0	.000	1-2	.500	2-0-2	0	1	0	0	1
STJ	01/21/12		4	0-0	.000	0-0	.000	0-0	.000	0-0-0	1	0	0	0	0
at Villanova	01/24/12		3	0-0	.000	0-0	.000	0-0	.000	0-1-1	0	0	0	0	0
at Syracuse	01/28/12														
at Marquette	02/01/12		3	0-0	.000	0-0	.000	1-2	.500	0-0-0	0	0	0	0	1
GEORGETOWN	02/04/12														
at Providence	02/07/12														
PITT	02/11/12		3	0-0	.000	0-0	.000	0-0	.000	0-0-0	0	0	0	0	0
<b>Totals</b>		0	95	2-15	.133	0-3	.000	4-8	.500	7-11-18	1	13	0	3	8

### 2011-12 Season:

Recorded career-high tying four rebounds against IPFW ... tied career high with one steal against South Dakota State ... tied career high with two free throw attempts against Morgan State.

### 2010-11 Season:

True freshman played in 24 games ... scored 17 points and grabbed 30 rebounds as backup guard ... saw first collegiate action in season opener against Southwest Baptist, grabbing one rebound ... played three minutes against North Florida ... scored first collegiate points on three pointer against Robert Morris ... grabbed a rebound in 11 minutes against Mount St. Mary's ... played 12 minutes in first BIG EAST action against Louisville ... saw two minutes of action with a rebound against Wright State ... scored on a layup in five minutes of action against No. 23/rv Texas in the Maggie Dixon Surf N Slam Classic ... provided 12 minutes off the bench with two rebounds against Hofstra ... scored a bucket and grabbed a career-best four rebounds in 11 minutes at No. 6/7 West Virginia ... scored three points, matching her career high, and grabbed three rebounds while knocking down first career free throw in career-best 16 minutes against No. 12/17 DePaul ... matched career highs with three points and four rebounds at Pittsburgh ... drilled a jumper for her two points at No. 17/19 Georgetown ... 22 of 30 rebounds on the season came in last 11 games (73 percent of total rebounds).

### High School:

Female Philadelphia Public League Player of the Year as a senior at Prep Charter High School ... four-time all-Public League selection ... scored 987 points in prep career ... two-time district champion ... led Prep Charter to a pair of Public League championship games and a state tournament appearance.

### Personal:

Born on Dec. 4, 1991 ... daughter of Tamara Banks.

### Academic Major:

Exploratory.

## Career Statistics

Season	GP-GS	MIN	FG	FGA	PCT.	3P	3PA	PCT.	FT	FTA	PCT	OFF	DEF	REB	AVG	PF-D	A	TO	BL	ST	PTS	AVG
2011-12	18-0	95	2	15	.133	0	3	.000	4	8	.500	7	11	18	1.0	9-0	1	13	0	3	8	0.4
2010-11	24-0	144	6	34	.176	1	4	.250	4	8	.500	10	20	30	1.3	13-0	3	12	1	3	17	0.7
<b>TOTAL</b>	<b>42-0</b>	<b>239</b>	<b>8</b>	<b>49</b>	<b>.163</b>	<b>1</b>	<b>7</b>	<b>.143</b>	<b>8</b>	<b>16</b>	<b>.500</b>	<b>17</b>	<b>31</b>	<b>48</b>	<b>1.1</b>	<b>22-0</b>	<b>4</b>	<b>25</b>	<b>1</b>	<b>6</b>	<b>25</b>	<b>0.6</b>



FRESHMAN • GUARD

# CHELSEA JAMISON

# 25

Hometown: Indianapolis, Ind.  
High School/Previous: Broad Ripple

### Season Highs

2 vs. Evansville, 11/18/11	<b>Points</b>	2 vs. Evansville, 11/18/11
2, 2x (last vs. Longwood, 12/22/11)	<b>Rebounds</b>	2, 2x (last vs. Longwood, 12/22/11)
1, 3x (last vs. Longwood, 12/22/11)	<b>Assists</b>	1, 3x (last vs. Longwood, 12/22/11)
N/A	<b>Steals</b>	N/A
N/A	<b>Blocked Shots</b>	N/A
1 vs. Evansville, 11/18/11	<b>Field Goals</b>	1 vs. Evansville, 11/18/11
1, 2x (last vs. Longwood, 12/22/11)	<b>FG Attempts</b>	1, 2x (last vs. Longwood, 12/22/11)
N/A	<b>3-Pt. FG</b>	N/A
N/A	<b>3-Pt. FG Attempts</b>	N/A
1 vs. Longwood, 12/22/11	<b>Free Throws</b>	1 vs. Longwood, 12/22/11
2 vs. Longwood, 12/22/11	<b>Free Throw Attempts</b>	2 vs. Longwood, 12/22/11
9 vs. Longwood, 12/22/11	<b>Minutes</b>	9 vs. Longwood, 12/22/11

### Career Highs

### 2011-12 Game-by-Game Statistics

Opponent	Date	GS	Min	FG-FGA	Pct.	3FG-FGA	Pct.	FT-FTA	Pct.	O-D-T	A	TO	BLK	Stl	Pts.
IPFW	11/11/11	3		0-0	.000	0-0	.000	0-0	.000	0-1-1	0	1	0	0	0
Dayton	11/16/11														
Evansville	11/18/11	8		1-1	1.000	0-0	.000	0-0	.000	0-2-2	0	0	0	0	2
vs. SDSU	11/24/11	2		0-0	.000	0-0	.000	0-0	.000	1-0-1	1	0	0	0	0
vs. Chattanooga	11/25/11														
MORGAN STATE	12/01/11														
at Xavier	12/04/11														
at Marshall	12/10/11														
vs. Louisville	12/14/11														
at Miami	12/17/11	4		0-0	.000	0-0	.000	0-0	.000	0-0-0	0	0	0	0	0
UINDY	12/19/11	6		0-0	.000	0-0	.000	0-0	.000	1-0-1	1	1	0	0	0
LW	12/22/11	9		0-1	.000	0-0	.000	1-2	.500	1-1-2	1	0	0	0	1
at Virginia Tech	12/28/11														
vs High Point	12/29/11														
USF	01/03/12														
at Rutgers	01/07/12														
NOTRE DAME	01/14/12	1		0-0	.000	0-0	.000	0-0	.000	0-0-0	0	0	0	0	0
at UConn	01/19/12	2		0-0	.000	0-0	.000	0-0	.000	0-0-0	0	0	0	0	0
STJ	01/21/12														
at Villanova	01/24/12														
at Syracuse	01/28/12														
at Marquette	02/01/12														
GEORGETOWN	02/04/12														
at Providence	02/07/12														
PITT	02/11/12														
<b>Totals</b>		0	35	1-2	.500	0-0	.000	1-2	.500	3-4-7	3	2	0	0	3

### 2011-12 Season:

Saw first collegiate action against IPFW, when she recorded one rebound ... scored two points and two rebounds in eight minutes against Evansville ... registered first career assists against South Dakota State ... had two rebounds and one assists in a career-best nine minutes against Longwood.

### High School:

Three-year varsity starter who is the ninth-leading scorer in Broad Ripple High School girl's basketball history ... holds the top spot for points scored in a single game (43) at Broad Ripple ... named to the 2011 MVP at the Eric Gordon All-Star Super Shootout ... member of The Family Inc. AAU program ... made first team all-city after leading her team in points (17.5 ppg), assists and rebounds (10.5 rpg) as a senior.

### Personal:

Born January 30, 1993 ... daughter of Anthony and Mary Jamison.

### Academic Major:

Exploratory.

### Career Statistics

Season	GP-GS	MIN	FG	FGA	PCT.	3P	3PA	PCT.	FT	FTA	PCT	OFF	DEF	REB	AVG	PF-D	A	TO	BL	ST	PTS	AVG
2011-12	8-0	35	1	2	.500	0	0	.000	1	2	.500	3	4	7	0.9	5-0	3	2	0	0	3	0.4
<b>TOTAL</b>	8-0	35	1	2	.500	0	0	.000	1	2	.500	3	4	7	0.9	5-0	3	2	0	0	3	0.4



SOPHOMORE • GUARD

# DAYEESHA HOLLINS

# 31

**Hometown:** Cincinnati, Ohio  
**High School/Previous:** Winton Woods/Michigan

### Season Highs

26 at Virginia Tech, 12/28/11	<b>Points</b>	27 at Minnesota, 2/25/10*
10 at Xavier, 12/4/11	<b>Rebounds</b>	10 at Xavier, 12/4/11
7 vs. Dayton, 11/16/11	<b>Assists</b>	8 at Virginia Tech, 12/4/09*
5 vs. Dayton, 11/16/11	<b>Steals</b>	5, 2x (last vs. Dayton, 11/16/11)
1 at Marshall, 12/10/11	<b>Blocked Shots</b>	1, 4x (last at Marshall, 12/10/11)
8, 3x (last at Villanova, 1/24/12)	<b>Field Goals</b>	10 at Xavier, 12/14/09*
19 at Xavier, 12/4/11	<b>FG Attempts</b>	19 at Xavier, 12/4/11
3, 2x (last vs. USF, 1/3/12)	<b>3-Pt. FG</b>	3, 2x (last vs. Chattanooga, 11/25/11)
7 vs. USF, 1/3/12	<b>3-Pt. FG Attempts</b>	7 vs. USF, 1/3/12
10 at Virginia Tech, 12/28/11	<b>Free Throws</b>	10 at Virginia Tech, 12/28/11
11 at Virginia Tech, 12/28/11	<b>Free Throw Attempts</b>	11, 2x (last at Virginia Tech, 12/28/11)
40, 3x (last at Villanova, 1/24/12)	<b>Minutes</b>	40, 3x (last at Villanova, 1/24/12)

### Career Highs

\* 2009-10 season at Michigan

### ▶ BIG EAST Weekly Honor Roll (2/6/12)

Ten Freshman Team (2010) ... Hustle Award (2010) ... U-M Athletic Academic Achievement Award (2010) ... first women's basketball player in Big Ten women's basketball history to be named Player and Freshman of the Week (March 1) ... first Wolverine to receive a Big Ten weekly award multiple times in one season since Lorea Feldman in 1986-87 ... saw action in 35 games with 34 starts ... averaged 12.0 points and 3.4 rebounds per game during her freshman campaign ... posted 24 games in double figures and tallied four games of 19 or more points ... twice scored 20 or more points, including a career-high 27 points in a road victory at Minnesota (April 25), which was the most points scored by a Wolverine on the season ... grabbed a career-best nine rebounds in U-M's win over then-No. 8 Xavier (Dec. 14) ... led the Wolverines in free throw attempts, free throws made, and assists ... became the first U-M player to record 100 rebounds and 100 assists in her freshman campaign ... 117 assists was the most by a Michigan freshman since Anne Thorius' 133 during the 1997-98 season ... recorded eight assists against Virginia Tech (Dec. 3) which is believed to be the most by a U-M freshman ... in U-M's Women's National Invitation Tournament (WNIT) victory over Toledo (March 21) her six assists tied for second-most by a Wolverine in WNIT action ... concluded the season as one of the top two scoring freshman in the Big Ten ... also ranked 12th in assists (3.1) and 14th in steals (1.7).

### High School:

Three-year letterwinner at Winton Woods High School ... earned Winton Woods Most Valuable Player and Best Defensive Player honors as a sophomore ... two-time Winton Woods Female Athlete of the Year ... named Winton Woods Female Career Athlete as a senior ... led squad to two league championships ... averaged better than 11.7 points, 3.4 steals and 2.9 assists throughout her high school career ... earned Fort Ancient Valley Conference second team honors as a sophomore ... named to OHSAA 16th District All-Star team during her sophomore campaign ... OHSAA 16th District first team selection as a junior ... named 16th District Player of the Year as a senior ... two-time FAVC Player of the Year ... two-time Cincinnati Enquirer Division I first team selection ... named to the Associated Press All-Ohio first team as a senior and third team during her junior campaign ... Associated Press Southwest Player of the Year as a senior ... Greater Cincinnati Basketball High School Hall of Fame Co-Division I Player of the Year as a senior ... MVP of the Ohio North-South All-Star game during her senior season ... finalist for the Associated Press Ohio Miss Basketball Award ... finalist for the Larosa's Female MVP as a senior ... ranked as the No. 146 prospect in the All-Star Girls Basketball Report ... No. 74 ESPN Insider Grade ... also competed in track and field ... state finalist in the 4 x 400 relay as a freshman ... city record holder in the 400m ... two-time FAVC first team selection ... three-time state finalist in the 400m ... Cincinnati Enquirer track and field all-city first team.

### Personal:

Born on August 1, 1991 ... daughter of Kahlil and Sharon Hollins.

### Academic Major:

Exploratory.

### 2011-12:

Started 23 games at guard ... made her Cincinnati debut against IPFW, when she went 8-of-12 and scored 17 points, dished out a team-high tying four assists, made three steals and grabbed two boards ... was one of four players to score in double-figures with 13 points and tied a career-high with five steals to go along with seven assists against Dayton ... recorded her third-straight double-digit game with 10 points against Evansville ... dished out a season-best six assists and connected on 5-of-9 shots en route to 11 points against South Dakota State ... recorded her fifth-consecutive double-digit game with a season-high 20 points after shooting 8-of-13 from the field and a perfect 3-of-3 from 3-point range against Chattanooga ... tied her career high with nine rebounds against Morgan State ... registered her first career double-double with a game-high tying 19 points and 10 rebounds at Xavier ... matched career-high with 40 minutes and recorded her first block as a Bearcat at Marshall ... went 6-of-11 for 15 points against Louisville before leaving midway through the second half due to shoulder injury ... did not play at Miami (OH) or against Indianapolis due to injury ... returned to action against Longwood, when she shot 2-of-4 and recorded one rebound and one assist ... shot 7-of-11, including 2-of-2 from behind the arc and 10-of-11 from the free throw line en route to a season-best 26 points at Virginia Tech ... also made a half-court buzzer beater to close out the first half at Virginia Tech ... scored 14 points, including 13 in the second half, to lead the Bearcats against High Point ... shot 8-of-18, including 3-of-7 from 3-point range, en route to a game-high 22 points against USF ... was the only UC player to score in double-figures with 14 points on 6-of-11 shooting against No. 2 Notre Dame ... scored a game-high 18 points, including 15 first-half points, at No. 3 Connecticut ... shot 8-of-15 for 17 points and six rebounds at Villanova ... finished with 12 points and a team-high four assists at Syracuse ... named to the BIG EAST Weekly Honor Roll for her performances at Marquette and against Georgetown ... shot 7-of-17, including 2-of-4 from behind the arc and 6-of-8 from the stripe en route to her fourth 20-plus point game of the season with 22 points at Marquette ... tied a team-high with 17 points against No. 17/15 Georgetown ... shot 5-of-18 from the field and scored 11 points at Providence ... finished with 15 points, eight rebounds and four steals against Pittsburgh.

### 2010-11:

Sat out 2010-11 season due to NCAA transfer guidelines.

### 2009-10 (Freshman at Michigan):

Big Ten Player of the Week (Dec. 21) ... Big Ten Freshman of the Week (Dec. 21, March 1) ... All-Big

## Career Statistics

Season	GP-GS	MIN	FG	FGA	PCT.	3P	3PA	PCT.	FT	FTA	PCT.	OFF	DEF	REB	AVG	PF-D	A	TO	BL	ST	PTS	AVG
2011-12	23-23	803	124	287	.432	20	63	.317	68	99	.687	33	59	92	4.0	51-1	82	76	2	47	336	14.6
2010-11	Redshirt																					
2009-10*	35-34	1045	150	357	.420	27	71	.380	93	136	.684	52	67	119	3.4	88-2	107	117	3	60	420	12.0
<b>TOTAL</b>	<b>58-57</b>	<b>1848</b>	<b>274</b>	<b>644</b>	<b>.425</b>	<b>47</b>	<b>134</b>	<b>.351</b>	<b>161</b>	<b>235</b>	<b>.685</b>	<b>85</b>	<b>126</b>	<b>211</b>	<b>3.6</b>	<b>139-3</b>	<b>189</b>	<b>193</b>	<b>5</b>	<b>107</b>	<b>756</b>	<b>13.0</b>

\* at Michigan

## Hollins Career Game-by-Game Statistics

### 2011-12 Game-by-Game Statistics

Opponent	Date	GS	Min	FG-FGA	Pct.	3FG-FGA	Pct.	FT-FTA	Pct.	O-D-T	A	TO	BLK	Stl	Pts.	
IPFW	11/11/11	*	25	8-12	.667	1-1	1.000	0-1	.000	0-2-2	4	1	0	3	17	
Dayton	11/16/11	*	38	6-8	.750	0-0	.000	1-5	.200	2-4-6	7	3	0	5	13	
Evansville	11/18/11	*	23	5-9	.556	0-0	.000	0-0	.000	0-2-2	2	5	0	3	10	
vs. SDSU	11/24/11	*	38	5-9	.556	0-2	.000	1-2	.500	2-2-4	6	3	0	2	11	
vs. Chattanooga	11/25/11	*	40	8-13	.615	3-3	1.000	1-3	.333	0-4-4	1	1	0	0	20	
MORGAN STATE	12/01/11	*	38	1-13	.077	0-2	.000	5-7	.714	5-4-9	5	2	0	3	7	
at Xavier	12/04/11	*	38	6-19	.316	0-3	.000	7-8	.875	4-6-10	6	1	0	2	19	
at Marshall	12/10/11	*	40	6-11	.545	1-3	.333	4-5	.800	3-4-7	4	9	1	4	17	
LOUISVILLE	12/14/11	*	27	6-11	.545	1-3	.333	2-2	1.000	0-1-1	5	4	0	4	15	
at Miami	12/17/11														dnp	
UINDY	12/19/11														dnp	
LW	12/22/11	*	21	2-4	.500	0-0	.000	0-1	.000	0-1-1	1	2	0	0	4	
at Virginia Tech	12/28/11	*	35	7-11	.636	2-2	1.000	10-11	.909	1-4-5	3	1	0	1	26	
vs High Point	12/29/11	*	35	3-8	.375	1-5	.200	7-10	.700	0-0-0	6	1	0	4	14	
USF	01/03/12	*	39	8-18	.444	3-7	.429	3-6	.500	1-4-5	3	3	0	0	22	
at Rutgers	01/07/12	*	39	3-12	.250	1-5	.200	2-2	1.000	1-2-3	2	5	0	3	9	
NOTRE DAME	01/14/12	*	38	6-11	.545	0-0	.000	2-4	.500	1-3-4	4	7	0	1	14	
at UConn	01/19/12	*	37	7-14	.500	2-3	.667	2-5	.400	2-2-4	1	2	0	2	18	
SIJ	01/21/12	*	33	3-11	.273	0-1	.000	0-2	.000	0-2-2	2	5	0	1	6	
at Villanova	01/24/12	*	40	8-15	.533	1-2	.500	0-0	.000	3-3-6	3	0	0	0	17	
at Syracuse	01/28/12	*	25	5-12	.417	0-5	.000	2-2	1.000	0-1-1	4	3	0	1	12	
at Marquette	2/1/12	*	39	7-17	.412	2-4	.500	6-8	.750	1-1-2	4	4	0	1	22	
GEORGETOWN	02/04/12	*	38	4-18	.222	1-4	.250	8-9	.889	2-1-3	4	9	0	2	17	
at Providence	02/07/12	*	38	5-18	.278	1-4	.250	0-0	.000	1-2-3	2	4	0	1	11	
PITT	02/11/12	*	39	5-13	.385	0-4	.000	5-6	.833	4-4-8	3	1	1	4	15	
<b>Totals</b>			23	803	124-287	.432	20-63	.317	68-99	.687	33-59-92	82	76	2	47	336

### 2010-11 Game-by-Game Statistics

Opponent	Date	GS	Min	FG-FGA	Pct.	3FG-FGA	Pct.	FT-FTA	Pct.	O-D-T	A	TO	BLK	Stl	Pts.
Redshirt															
<b>Totals</b>															

### 2009-10 Game-by-Game Statistics

Opponent	Date	GS	Min	FG-FGA	Pct.	3FG-FGA	Pct.	FT-FTA	Pct.	O-D-T	A	TO	BLK	Stl	Pts.	
BALL STATE	11/13/09	*	27	3-13	.231	0-3	.000	6-8	.750	0-2-2	3	3	0	2	12	
MARQUETTE	11/16/09	*	32	6-12	.500	1-1	1.000	4-7	.571	2-3-5	4	3	0	3	17	
SOUTH. MISS.	11/19/09	*	31	8-11	.727	2-2	1.000	0-0	.000	1-2-3	5	5	0	2	18	
at Kansas	11/22/09	*	35	6-13	.462	1-1	1.000	2-4	.500	2-1-3	2	5	0	1	15	
vs SFA	11/27/09	*	24	2-6	.333	0-2	.000	2-3	.667	2-2-4	3	7	0	0	6	
at NMSU	11/28/09	*	22	2-7	.286	0-2	.000	6-6	1.000	0-1-1	3	1	0	2	10	
at Virginia Tech	12/04/09	*	26	6-10	.600	1-2	.500	3-3	1.000	0-5-5	8	2	0	4	16	
at Iowa	12/06/09	*	33	3-14	.214	0-2	.000	0-0	.000	1-2-3	3	3	0	2	6	
at Boston Coll.	12/10/09	*	30	4-10	.400	0-0	.000	5-8	.625	3-1-4	4	2	0	2	13	
at Xavier	12/14/09	*	37	10-17	.588	1-3	.333	1-1	1.000	4-5-9	3	5	0	4	22	
at DETROIT	12/19/09	*	40	6-11	.545	0-0	.000	5-6	.833	2-3-5	7	2	0	1	17	
NORTHWESTERN	12/28/09	*	30	3-15	.200	0-1	.000	1-2	.500	2-1-3	5	5	0	1	7	
at Michigan State	12/31/09	*	27	4-9	.444	2-2	1.000	1-2	.500	0-1-1	4	5	0	4	11	
at Ohio State	01/03/10	*	31	8-10	.800	1-1	1.000	2-4	.500	1-1-2	0	5	0	1	19	
IOWA	01/07/10	*	36	4-11	.364	2-4	.500	2-2	1.000	1-3-4	4	0	1	2	12	
at Wisconsin	01/10/10	*	33	4-10	.400	2-4	.500	1-1	1.000	0-0-0	2	2	0	0	11	
at Indiana	01/14/10	*	23	1-4	.250	0-0	.000	0-1	.000	3-2-5	5	4	0	0	2	
OHIO STATE	01/21/10	*	33	5-14	.357	1-3	.333	0-0	.000	1-3-4	2	5	0	0	11	
INDIANA	01/24/10	*	29	6-13	.462	0-1	.000	3-4	.750	4-2-6	1	3	0	0	15	
at Illinois	01/28/10	*	31	2-7	.286	0-1	.000	3-7	.429	1-1-2	4	2	0	5	7	
PENN STATE	01/31/10	*	31	3-11	.273	0-5	.000	2-4	.500	1-3-4	4	4	0	1	8	
at Northwestern	02/04/10	*	33	3-5	.600	2-2	1.000	3-6	.500	3-4-7	2	6	1	1	11	
MINNESOTA	02/07/10	*	24	4-8	.500	2-2	1.000	0-0	.000	0-4-4	2	6	0	0	10	
MICHIGAN ST.	02/11/10	*	34	6-13	.462	1-3	.333	6-11	.545	2-3-5	2	2	0	1	19	
at Penn State	02/18/10	*	26	3-11	.273	0-2	.000	4-7	.571	4-1-5	3	6	0	1	10	
WISCONSIN	02/21/10	*	21	1-6	.167	0-2	.000	8-10	.800	2-0-2	0	4	0	3	10	
at Mimesota	02/25/10	*	37	9-14	.643	3-4	.750	6-6	1.000	0-0-0	3	1	0	3	27	
PURDUE	02/28/10	*	20	3-3	1.000	1-1	1.000	2-2	1.000	0-0-0	1	2	0	2	9	
vs Northwestern	03/04/10	*	23	1-7	.143	0-3	.000	0-0	.000	0-1-1	2	4	0	0	2	
vs Michigan St.	03/05/10	*	32	2-10	.200	0-0	.000	2-2	1.000	4-1-5	2	2	1	1	6	
KENT STATE	03/19/10	*	21	2-4	.500	0-0	.000	2-4	.500	0-3-3	1	4	0	2	6	
TOLEDO	03/21/10	*	38	7-15	.467	1-2	.500	4-6	.667	4-3-7	6	1	0	3	19	
NORTHWESTERN	03/25/10	*	35	5-10	.500	2-4	.500	2-2	1.000	2-1-3	2	2	0	0	14	
SYRACUSE	03/28/10	*	34	3-12	.250	1-5	.200	0-0	.000	0-2-2	5	2	0	4	7	
MIAMI	03/31/10	*	26	5-11	.455	0-1	.000	5-7	.714	0-0-0	0	2	0	2	15	
<b>Totals</b>			34	1045	150-357	.420	27-71	.380	93-136	.684	52-67-119	107	117	3	60	420



JUNIOR • FORWARD

# ELESE DANIEL

**Hometown:** South Bend, Ind.  
**High School/Previous:** Clay

# 32

### Season Highs

2, 2x (last vs. Dayton, 11/16/11)	<b>Points</b>	4 vs. Notre Dame, 2/9/10
3 vs. Evansville, 11/18/11	<b>Rebounds</b>	3, 4x (last vs. Evansville, 11/18/11)
N/A	<b>Assists</b>	1, 5x (last vs. Pittsburgh, 2/27/10)
N/A	<b>Steals</b>	2 vs. Pittsburgh, 2/27/10
N/A	<b>Blocked Shots</b>	N/A
1 vs. IPFW, 11/11/11	<b>Field Goals</b>	2 vs. Notre Dame, 2/9/10
2 vs. IPFW, 11/11/11	<b>FG Attempts</b>	3 vs. Notre Dame, 2/9/10
N/A	<b>3-Pt. FG</b>	N/A
N/A	<b>3-Pt. FG Attempts</b>	N/A
2 vs. Dayton, 11/16/11	<b>Free Throws</b>	2 vs. Dayton, 11/16/11
2 vs. Dayton, 11/16/11	<b>Free Throw Attempts</b>	2, 2x (last vs. Dayton, 11/16/11)
15 vs. Evansville, 11/18/11	<b>Minutes</b>	24 at DePaul, 1/27/10

### Career Highs

### 2011-12 Season:

Out for the remainder of the season due to knee injury ... recorded two points and one rebound against IPFW ... shot 2-of-2 from the free-throw line against Dayton.

### 2010-11 Season:

Missed entire season due to knee injury sustained in preseason.

### 2009-10 Season:

An athletic, raw talent who provided frontcourt depth ... played in 24 contests ... scored 16 total points and grabbed 20 rebounds, including 11 on the offensive end ... saw first career game action vs. Furman in season opener, scoring two points and grabbing an offensive board in four minutes ... scored a bucket and added an assist against Dartmouth ... posted first career assist in career-high eight minutes off the bench against Eastern Kentucky ... grabbed career-best three rebounds - all on the defensive end - in eight minutes against Valparaiso ... played a productive and career-high 13 minutes in win at Seton Hall, grabbing two offensive rebounds and providing a defensive lift off the bench ... saw a career-best 24 minutes off the bench and started the second half at DePaul, scoring her first points in BIG EAST play and matching a career high with three rebounds ... scored season-best four points on 2-of-3 shooting and grabbed three rebounds, including two on the offensive end, against No. 4/3 Notre Dame ... scored on a layup, grabbed a rebound, and dished out an assist in 12 minutes off the bench in overtime win at Syracuse ... scored on a layup, dished out an assist, and recorded the first two steals of career against Pittsburgh ... earned first career free throws against USF, but missed both ... grabbed two offensive boards in BIG EAST Championship second round against Rutgers.

### High School:

Four-year starter at Clay High School ... averaged 12.1 points and a team-leading 7.9 rebounds per game as a senior ... earned first-team all-conference and honorable mention all-state honors as a senior ... finished her prep career as her school's second-leading rebounder and 10th-leading scorer ... excelled in track and field as a four-time city and section champion in the 400 meters ... qualified for the state championships each of her four seasons ... earned conference MVP honors following her senior year.

### Personal:

Born Jan. 8, 1991 ... daughter of Darrell and Shredia Daniel.

## Career Statistics

Season	GP-GS	MIN	FG	FGA	PCT.	3P	3PA	PCT.	FT	FTA	PCT	OFF	DEF	REB	AVG	PF-D	A	TO	BL	ST	PTS	AVG
2011-12	4-0	28	1	4	.250	0	0	.000	2	2	1.000	2	4	6	1.5	2-0	0	4	0	0	4	1.0
2010-11	-	-	-	-	-	-	-	-	-	-	-	-	-	-	-	-	-	-	-	-	-	-
2009-10	24-0	165	8	22	.364	0	0	.000	0	4	.000	11	9	20	0.8	19-0	5	12	0	2	16	0.7
<b>TOTAL</b>	<b>28-0</b>	<b>193</b>	<b>9</b>	<b>26</b>	<b>.346</b>	<b>0</b>	<b>0</b>	<b>.000</b>	<b>2</b>	<b>6</b>	<b>.333</b>	<b>13</b>	<b>13</b>	<b>26</b>	<b>0.9</b>	<b>21-0</b>	<b>5</b>	<b>16</b>	<b>0</b>	<b>2</b>	<b>20</b>	<b>0.7</b>

## Daniel Career Game-by-Game Statistics

### 2011-12 Game-by-Game Statistics

Opponent	Date	GS	Min	FG-FGA	Pct.	3FG-FGA	Pct.	FT-FTA	Pct.	O-D-T	A	TO	BLK	Stl	Pts.
IPFW	11/11/11	4	1-2	.500	0-0	.000	0-0	.000	1-0-1	0	1	0	0	0	2
Dayton	11/16/11	5	0-1	.000	0-0	.000	2-2	1.000	1-0-1	0	0	0	0	0	2
Evansville	11/18/11	15	0-1	.000	0-0	.000	0-0	.000	0-3-3	0	1	0	0	0	0
vs. SDSU	11/24/11	4	0-0	.000	0-0	.000	0-0	.000	0-1-1	0	2	0	0	0	0
vs. Chattanooga	11/25/11														dnp
MORGAN STATE	12/01/11														dnp
at Xavier	12/04/11														dnp
at Marshall	12/10/11														dnp
vs. Louisville	12/14/11														dnp
at Miami	12/17/11														dnp
UINDY	12/19/11														dnp
at Virginia Tech	12/28/11														dnp
vs High Point	12/29/11														dnp
USF	01/03/12														dnp
at Rutgers	01/07/12														dnp
NOTRE DAME	01/14/12														dnp
at UConn	01/19/12														dnp
STJ	01/21/12														dnp
at Villanova	01/24/12														dnp
at Syracuse	01/28/12														dnp
at Marquette	02/01/12														dnp
GEORGETOWN	02/04/12														dnp
at Providence	02/07/12														dnp
PITT	02/11/12														dnp
<b>Totals</b>		0	28	1-4	.250	0-0	.000	2-2	1.000	2-4-6	0	4	0	0	4

### 2010-11 Game-by-Game Statistics

Opponent	Date	GS	Min	FG-FGA	Pct.	3FG-FGA	Pct.	FT-FTA	Pct.	O-D-T	A	TO	BLK	Stl	Pts.
SW BAPTIST	11/12/10														dnp
NORTH FLORIDA	11/14/10														dnp
ROBERT MORRIS	11/21/10														dnp
MT. ST. MARY'S	11/23/10														dnp
at Valparaiso	11/28/10														dnp
at Dayton	12/02/10														dnp
XAVIER	12/05/10														dnp
LOUISVILLE	12/15/10														dnp
WRIGHT STATE	12/18/10														dnp
MARSHALL	12/21/10														dnp
vs. Texas	12/28/10														dnp
vs. Hofstra	12/30/10														dnp
MIAMI (OH)	01/02/11														dnp
at USF	01/05/11														dnp
at West Virginia	01/08/11														dnp
RUTGERS	01/15/11														dnp
at St. John's	01/18/11														dnp
at Louisville	01/22/11														dnp
DEPAUL	01/25/11														dnp
CONNECTICUT	01/29/11														dnp
at Pittsburgh	02/01/11														dnp
at Georgetown	02/05/11														dnp
SETON HALL	02/12/11														dnp
at Villanova	02/15/11														dnp
PROVIDENCE	02/19/11														dnp
SYRACUSE	02/22/11														dnp
at Notre Dame	02/26/11														dnp
MARQUETTE	02/28/11														dnp
vs. West Virginia	03/04/11														dnp
<b>Totals</b>		-	-	-	-	-	-	-	-	-	-	-	-	-	-

### 2009-10 Game-by-Game Statistics

Opponent	Date	GS	Min	FG-FGA	Pct.	3FG-FGA	Pct.	FT-FTA	Pct.	O-D-T	A	TO	BLK	Stl	Pts.
FURMAN	11/15/09	4	1-1	1.000	0-0	.000	0-0	.000	1-0-1	0	0	0	0	0	2
at Indiana	11/18/09	1	0-0	.000	0-0	.000	0-0	.000	0-0-0	0	0	0	0	0	0
DETROIT	11/21/09	1	0-0	.000	0-0	.000	0-0	.000	0-0-0	0	1	0	0	0	0
vs. W. Carolina	11/24/09														dnp
at Alaska Anch.	11/25/09														dnp
DARTMOUTH	11/29/09	6	1-1	1.000	0-0	.000	0-0	.000	0-1-1	0	2	0	0	0	2
KENTUCKY	12/04/09														dnp
at Xavier	12/06/09	3	0-0	.000	0-0	.000	0-0	.000	0-0-0	0	0	0	0	0	0
BUTLER	12/13/09	3	0-0	.000	0-0	.000	0-0	.000	0-0-0	0	0	0	0	0	0
E. KENTUCKY	12/18/09	8	0-0	.000	0-0	.000	0-0	.000	0-0-0	1	1	0	0	0	0
VALPARAISO	12/21/09	8	0-0	.000	0-0	.000	0-0	.000	0-3-3	0	1	0	0	0	0
WRIGHT STATE	12/29/09														dnp
LOUISVILLE	01/02/10	6	0-1	.000	0-0	.000	0-0	.000	1-0-1	0	0	0	0	0	0
at UConn	01/07/10														dnp
ST. JOHN'S	01/10/10	3	0-0	.000	0-0	.000	0-0	.000	0-0-0	1	0	0	0	0	0
at Rutgers	01/16/10	6	0-0	.000	0-0	.000	0-0	.000	0-0-0	0	0	0	0	0	0
GEORGETOWN	01/19/10														dnp
at Seton Hall	01/23/10	13	0-2	.000	0-0	.000	0-0	.000	2-0-2	1	0	0	0	0	0
at DePaul	01/27/10	24	1-1	1.000	0-0	.000	0-0	.000	1-2-3	0	1	0	0	0	2
USF	01/30/10	14	0-3	.000	0-0	.000	0-0	.000	0-0-0	0	0	0	0	0	0
at Louisville	02/02/10	5	1-2	.500	0-0	.000	0-0	.000	2-0-2	0	0	0	0	0	2
NOTRE DAME	02/09/10	18	2-3	.667	0-0	.000	0-0	.000	2-1-3	0	3	0	0	0	4
at Syracuse	02/13/10	12	1-4	.250	0-0	.000	0-0	.000	0-1-1	1	0	0	0	0	2
at Providence	02/16/10	2	0-0	.000	0-0	.000	0-0	.000	0-0-0	0	0	0	0	0	0
VILLANOVA	02/20/10	10	0-1	.000	0-0	.000	0-0	.000	0-1-1	0	1	0	0	0	0
WEST VIRGINIA	02/23/10	1	0-0	.000	0-0	.000	0-0	.000	0-0-0	0	0	0	0	0	0
PITTSBURGH	02/27/10	7	1-2	.500	0-0	.000	0-0	.000	0-0-0	1	1	0	0	0	2
at Marquette	03/01/10	3	0-0	.000	0-0	.000	0-0	.000	0-0-0	0	1	0	0	0	0
vs USF	03/05/10	3	0-0	.000	0-0	.000	0-2	.000	0-0-0	0	0	0	0	0	0
vs Rutgers	03/06/10	4	0-1	.000	0-0	.000	0-2	.000	2-0-2	0	0	0	0	0	0
<b>Totals</b>		0	165	8-22	.364	0-0	.000	0-4	.000	11-9-20	5	12	0	2	16



SOPHOMORE • FORWARD

# JEANISE RANDOLPH

# 33

**Hometown:** Calumet City, Ill.

**High School/Previous:** Thornton Fractional North

### Season Highs

	Points	Career Highs
11 at Syracuse (1/28/12)		20 at Villanova, 2/15/11
13 at Syracuse (1/28/12)	Rebounds	13, 2x (last at Syracuse, 1/28/12)
1, 2x (last at Marquette, 2/1/12)	Assists	2 vs. Xavier, 12
2, 4x (last at Marquette, 2/1/12)	Steals	3 vs. Syracuse, 2/22/11
4 vs. St. John's, 1/21/12	Blocked Shots	4 vs. St. John's, 1/21/12
5, 2x (last at Syracuse, 1/28/12)	Field Goals	10 at Villanova, 2/15/11
11 at Syracuse (1/28/12)	FG Attempts	12 vs. Syracuse, 2/22/11
N/A	3-Pt. FG	N/A
N/A	3-Pt. FG Attempts	N/A
2 vs. St. John's, 1/21/12	Free Throws	4 at Pittsburgh, 2/1/11
4, 2x (last at Syracuse, 1/28/12)	Free Throw Attempts	5 at Pittsburgh, 2/1/11
31 at Syracuse (1/28/12)	Minutes	37 vs. Providence, 2/19/11

▶ BIG EAST All-Rookie Team (2010-11)

### 2011-12 Season:

Sat out the first 11 games of the season due to back injury ... made her season debut against Longwood, when she registered three rebounds, two steals, two blocks and four points ... shot 5-of-8 from the field and recorded seven rebounds, two steals and 10 points in only 18 minutes against High Point ... earned her first start of the season at Rutgers ... scored 10 points and seven boards and set a career-high with four blocks against St. John's ... recorded her first double-double of the season with a season-best 11 points and a career-high tying 13 rebounds at Syracuse ... played a season-high 31 minutes at Syracuse ... shot 3-of-5 from the floor and scored six points to go along with nine boards at Marquette ... scored eight points and made 10 rebounds against Pittsburgh.

### 2010-11 Season:

Came on strong late in the year, ultimately earning BIG EAST all-Freshman honors ... started 14 games, including the final 12 of the season ... averaged 5.7 points and 5.6 rebounds while shooting a team-best .532 from the floor ... posted a pair of double-doubles ... scored six points and added six rebounds and two blocked shots in season opener against Southwest Baptist ... scored five points with a game-high eight rebounds against North Florida ... scored two points on 1-of-1 from the floor against Robert Morris ... scored a point from the free throw line and corralled four rebounds with one block and one steal against Mount St. Mary's ... scored four points with six rebounds in 17 minutes at Valparaiso ... scored three points and grabbed one board with one steal in loss at Dayton ... dished out first two career assists against No. 4/4 Xavier ... scored a bucket with one rebound, one steal, and one block in 14 minutes against Louisville ... grabbed two rebounds with an assist against Wright State ... posted five points and five boards in 15 minutes against Marshall ... had a breakout game against No. 23/rv Texas, posting first career double-double with 11 points and career-high 13 rebounds while playing 27 minutes ... scored four points with four rebounds before fouling out against Hofstra ... scored 13 points on 5-of-6 shooting with five rebounds, two blocks, and two steals in a career-high 30 minutes against Miami (OH) ... continued strong play of late with eight points and nine rebounds in win at USF ... scored three points with seven rebounds in 19 minutes at No. 6/7 West Virginia ... scored two points with five boards against Rutgers ... shot 3-of-3 from the floor and 2-of-2 from the free throw line for eight points and grabbed five rebounds with a block in 29 minutes at No. 22 St. John's ... grabbed eight rebounds at Louisville ... scored seven points on 3-of-5 shooting with eight boards against No. 12/17 DePaul ... tallied six points on 2-of-4 shooting, including 2-of-2 from the free throw line, and grabbed six rebounds in career-high 34 minutes against No. 2/2 Connecticut ... scored eight points with five rebounds in 24 minutes before fouling out against Pittsburgh ... scored four points with two rebounds and two blocks against No. 17/19 Georgetown ... scored nine points with eight rebounds and two blocks against Seton Hall before fouling out ... scored a career-high 20 points on a school-record 10-of-11 shooting with seven rebounds in a career-best 35 minutes at Villanova ... posted second career double-double with 11 points and 10 rebounds against Providence ... scored eight points and added seven rebounds against Syracuse ... tallied four points with seven rebounds at No. 8/7 Notre Dame ... scored eight points with five boards against No. 20/22 Marquette.

### High School:

Two-time all-conference selection at Thornton Fractional North High School ... averaged 13.4 points and 7.6 rebounds as a junior ... Northwest Indiana Times Player of the Year as a junior and senior ... all-state selection as a senior ... earned all-area honors during junior and senior seasons.

### Personal:

Full name is Jeanise Dominique Randolph ... born May 6, 1991 in Chicago, Illinois ... daughter of Dwayne Randolph, Jeanine Sloan, and Sandra Randolph ... has younger siblings Jeamill and Jeamika and older siblings Jasmine and Jeanell.

### Academic Major:

Exploratory.

## Career Statistics

Season	GP-GS	MIN	FG	FGA	PCT.	3P	3PA	PCT.	FT	FTA	PCT	OFF	DEF	REB	AVG	PF-D	A	TO	BL	ST	PTS	AVG
2011-12	14-1	289	36	67	.537	0	0	.000	6	22	.273	20	54	74	5.3	37-1	3	23	15	11	78	5.6
2010-11	29-14	650	67	126	.532	0	0	.000	31	51	.608	70	91	161	5.6	73-6	9	63	20	17	165	5.7
<b>TOTAL</b>	<b>43-15</b>	<b>939</b>	<b>103</b>	<b>193</b>	<b>.534</b>	<b>0</b>	<b>0</b>	<b>.000</b>	<b>37</b>	<b>73</b>	<b>.507</b>	<b>90</b>	<b>145</b>	<b>235</b>	<b>5.5</b>	<b>110-7</b>	<b>12</b>	<b>86</b>	<b>35</b>	<b>28</b>	<b>243</b>	<b>5.7</b>


## Randolph Career Game-by-Game Statistics

### 2011-12 Game-by-Game Statistics

Opponent	Date	GS	Min	FG-FGA	Pct.	3FG-FGA	Pct.	FT-FTA	Pct.	O-D-T	A	TO	BLK	Stl	Pts.
IPFW	11/11/11							dnp							
Dayton	11/16/11							dnp							
Evansville	11/18/11							dnp							
vs. SDSU	11/24/11							dnp							
vs. Chattanooga	11/25/11							dnp							
MORGAN STATE	12/01/11							dnp							
at Xavier	12/04/11							dnp							
at Marshall	12/10/11							dnp							
vs. Louisville	12/14/11							dnp							
at Miami	12/17/11							dnp							
UIINDY	12/19/11							dnp							
LW	12/22/11	13	2-2	1.000	0-0	.000	0-0	.000	0-3-3	0	1	2	2	4	
at Virginia Tech	12/28/11	18	1-2	.500	0-0	.000	0-4	.000	1-3-4	0	1	2	0	2	
vs High Point	12/29/11	18	5-8	.625	0-0	.000	0-0	.000	2-5-7	0	2	1	2	10	
USF	01/03/12	14	1-4	.250	0-0	.000	0-0	.000	0-2-2	0	2	1	2	2	
at Rutgers	01/07/12	* 15	2-3	.667	0-0	.000	0-0	.000	0-1-1	0	0	1	1	4	
NOTRE DAME	01/14/12	20	2-3	.667	0-0	.000	1-1	1.000	1-2-3	1	1	1	0	5	
at UConn	01/19/12	12	0-4	.000	0-0	.000	1-2	.500	1-2-3	1	1	0	1	1	
STJ	01/21/12	25	4-6	.667	0-0	.000	2-3	.667	1-6-7	0	4	4	0	10	
at Villanova	01/24/12	25	2-4	.500	0-0	.000	1-4	.250	2-1-3	0	1	0	0	5	
at Syracuse	01/28/12	31	5-11	.455	0-0	.000	1-4	.250	4-9-13	0	2	1	1	11	
at Marquette	02/01/12	29	3-5	.600	0-0	.000	0-0	.000	3-6-9	1	1	0	2	6	
GEORGETOWN	02/04/12	23	2-4	.500	0-0	.000	0-1	.000	2-5-7	0	1	0	0	4	
at Providence	02/07/12	17	3-5	.600	0-0	.000	0-3	.000	1-1-2	0	1	0	0	6	
PITT	02/11/12	29	4-6	.667	0-0	.000	0-0	.000	2-8-10	0	5	2	0	8	
<b>Totals</b>		1	289	36-67	.537	0-0	.000	6-22	.273	20-54-74	3	23	15	11	78

### 2010-11 Game-by-Game Statistics

Opponent	Date	GS	Min	FG-FGA	Pct.	3FG-FGA	Pct.	FT-FTA	Pct.	O-D-T	A	TO	BLK	Stl	Pts.
SW BAPTIST	11/12/10	* 17	2-4	.500	0-0	.000	2-2	1.000	4-2-6	0	2	2	1	6	
NORTH FLORIDA	11/14/10	* 22	2-3	.667	0-0	.000	1-2	.500	5-3-8	0	0	1	0	5	
ROBERT MORRIS	11/21/10	6	1-1	1.000	0-0	.000	0-0	.000	0-0-0	0	1	0	0	2	
MT. ST. MARY'S	11/23/10	13	0-3	.000	0-0	.000	1-2	.500	0-4-4	0	1	1	1	1	
at Valparaiso	11/28/10	17	2-3	.667	0-0	.000	0-0	.000	3-3-6	0	2	0	0	4	
at Dayton	12/02/10	10	1-1	1.000	0-0	.000	1-3	.333	0-1-1	0	1	0	1	3	
XAVIER	12/05/10	20	0-0	.000	0-0	.000	0-0	.000	0-1-1	2	0	0	1	0	
LOUISVILLE	12/15/10	14	1-3	.333	0-0	.000	0-0	.000	0-1-1	0	0	1	1	2	
WRIGHT STATE	12/18/10	7	0-1	.000	0-0	.000	0-0	.000	1-1-2	1	1	0	0	0	
MARSHALL	12/21/10	15	1-3	.333	0-0	.000	3-4	.750	2-3-5	0	3	0	0	5	
vs Texas	12/28/10	27	5-7	.714	0-0	.000	1-1	1.000	5-8-13	1	2	2	0	11	
vs Hofstra	12/30/10	18	2-3	.667	0-0	.000	0-0	.000	1-3-4	0	2	0	0	4	
MIAMI (OH)	01/02/11	30	5-6	.833	0-0	.000	3-4	.750	4-1-5	0	1	2	2	13	
at USF	01/05/11	22	3-5	.600	0-0	.000	2-3	.667	5-4-9	1	2	1	0	8	
at West Virginia	01/08/11	19	1-4	.250	0-0	.000	1-2	.500	5-2-7	0	2	1	0	3	
RUTGERS	01/15/11	15	1-4	.250	0-0	.000	0-0	.000	1-4-5	1	4	0	0	2	
at St. John's	01/18/11	29	3-3	1.000	0-0	.000	2-2	1.000	4-1-5	0	3	1	0	8	
at Louisville	01/22/11	* 22	0-4	.000	0-0	.000	0-1	.000	5-3-8	0	2	0	0	0	
DEPAUL	01/25/11	* 29	3-5	.600	0-0	.000	1-3	.333	2-6-8	0	4	0	0	7	
CONNECTICUT	01/29/11	* 34	2-4	.500	0-0	.000	2-2	1.000	1-5-6	0	1	0	2	6	
at Pittsburgh	02/01/11	* 24	2-6	.333	0-0	.000	4-5	.800	0-5-5	0	2	2	0	8	
at Georgetown	02/05/11	* 23	1-2	.500	0-0	.000	2-2	1.000	0-2-2	0	4	2	1	4	
SETON HALL	02/12/11	* 29	4-5	.800	0-0	.000	1-2	.500	6-2-8	0	6	2	2	9	
at Villanova	02/15/11	* 35	10-11	.909	0-0	.000	0-0	.000	5-2-7	1	3	0	0	20	
PROVIDENCE	02/19/11	* 37	5-8	.625	0-0	.000	1-2	.500	4-6-10	0	2	0	0	11	
SYRACUSE	02/22/11	* 34	3-12	.250	0-0	.000	2-4	.500	2-5-7	1	4	1	3	8	
at Notre Dame	02/26/11	* 30	2-6	.333	0-0	.000	0-1	.000	1-6-7	1	3	0	1	4	
MARQUETTE	02/28/11	* 30	4-8	.500	0-0	.000	0-0	.000	2-3-5	0	3	0	1	8	
vs. West Virginia 03/04/11	* 22	1-1	1.000	0-0	.000	1-4	.250	2-4-6	0	2	1	0	3		
<b>Totals</b>		14	650	67-126	.532	0-0	.000	31-51	.608	70-91-161	9	63	20	17	165



FRESHMAN • FORWARD

# TALEQUIA HAMILTON

# 40

Hometown: Huntington, W. Va.  
High School/Previous: Huntington

### Season Highs

4 vs. Evansville, 11/18/11	<b>Points</b>	4 vs. Evansville, 11/18/11
2, 5x (last vs. UINDY, 12/19/11)	<b>Rebounds</b>	2, 5x (last vs. UINDY, 12/19/11)
N/A	<b>Assists</b>	N/A
1 vs. Longwood, 12/22/11	<b>Steals</b>	1 vs. Longwood, 12/22/11
3 vs. UINDY, 12/19/11	<b>Blocked Shots</b>	3 vs. UINDY, 12/19/11
2 vs. Evansville, 11/18/11	<b>Field Goals</b>	2 vs. Evansville, 11/18/11
3 vs. Evansville, 11/18/11	<b>FG Attempts</b>	3 vs. Evansville, 11/18/11
N/A	<b>3-Pt. FG</b>	N/A
1 vs. Evansville, 11/18/11	<b>3-Pt. FG Attempts</b>	1 vs. Evansville, 11/18/11
N/A	<b>Free Throws</b>	N/A
2 vs. South Dakota State (11/24/11)	<b>Free Throw Attempts</b>	2 vs. South Dakota State (11/24/11)
10 vs. UINDY (12/19/11)	<b>Minutes</b>	10 vs. UINDY (12/19/11)

### Career Highs

### 2011-12 Game-by-Game Statistics

Opponent	Date	GS	Min	FG-FGA	Pct.	3FG-FGA	Pct.	FT-FTA	Pct.	O-D-T	A	TO	BLK	Stl	Pts.
IPFW	11/11/11	7		0-1	.000	0-0	.000	0-0	.000	0-2-2	0	0	0	0	0
DAYTON	11/16/11						dnp								
EVANSVILLE	11/18/11	9		2-3	.667	0-1	.000	0-0	.000	2-0-2	0	3	0	0	4
vs. SDSU	11/24/11	8		1-2	.500	0-0	.000	0-2	.000	1-1-2	0	1	0	0	2
vs. Chattanooga	11/25/11						dnp								
MORGAN STATE	12/01/11						dnp								
at Xavier	12/04/11						dnp								
at Marshall	12/10/11	4		0-0	.000	0-0	.000	0-0	.000	0-0-0	0	0	0	0	0
vs. Louisville	12/14/11						dnp								
at Miami	12/17/11	8		0-1	.000	0-0	.000	0-0	.000	0-2-2	0	0	1	0	0
UINDY	12/19/11	10		0-1	.000	0-0	.000	0-0	.000	2-0-2	0	0	3	0	0
LW	12/22/11	8		0-0	.000	0-0	.000	0-0	.000	0-1-1	0	0	0	1	0
at Virginia Tech	12/28/11	0		0-0	.000	0-0	.000	0-0	.000	0-0-0	0	0	0	0	0
vs High Point	12/29/11	1		0-0	.000	0-0	.000	0-0	.000	0-0-0	0	0	0	0	0
USF	01/03/12						dnp								
at Rutgers	01/07/12	1		0-0	.000	0-0	.000	0-0	.000	0-1-1	0	0	0	0	0
NOTRE DAME	01/14/12	1		0-0	.000	0-0	.000	0-0	.000	0-0-0	0	0	0	0	0
at UConn	01/19/12	2		0-0	.000	0-0	.000	0-0	.000	0-0-0	0	0	0	0	0
STJ	01/21/12	1		0-1	.000	0-0	.000	0-0	.000	0-0-0	0	0	0	0	0
at Villanova	01/24/12						dnp								
at Syracuse	01/28/12						dnp								
at Marquette	02/01/12						dnp								
GEORGETOWN	02/04/12						dnp								
at Providence	02/07/12						dnp								
PITT	02/11/12						dnp								
<b>Totals</b>		0	60	3-9	.333	0-1	.000	0-2	.000	5-7-12	0	4	4	1	6

### 2011-12 Season:

Grabbed two rebounds in the season opener against IPFW ... recorded four points and two rebounds in nine minutes against Evansville ... recorded first career block and a career-high tying two rebounds at Miami (OH) ... set a career-high with three blocks in 10 minutes of action against Indianapolis ... made one steal against Longwood.

### High School:

Played her AAU ball with the D1 Greyhounds, the same program that produced current NBA star O.J. Mayo, who also attended Huntington High ... named second team all state her sophomore year ... helped Huntington High to the state semifinals as a junior, averaging a double-double over the course of the season ... was first-team all-state as a junior ... earned Conference Player of the Year and first-team all-state as a senior ... averaged 19.1 points per game ... also a member of the track team.

### Personal:

Born December 9, 1992 ... Daughter of Craig and Tammy Anderson.

### Academic Major:

Exploratory.

### Career Statistics

Season	GP-GS	MIN	FG	FGA	PCT.	3P	3PA	PCT.	FT	FTA	PCT	OFF	DEF	REB	AVG	PF-D	A	TO	BL	ST	PTS	AVG
2011-12	13-0	60	3	9	.333	0	1	.000	0	2	.000	5	7	12	0.9	4-0	0	4	4	1	6	0.5
<b>TOTAL</b>	13-0	60	3	9	.333	0	1	.000	0	2	.000	5	7	12	0.9	4-0	0	4	4	1	6	0.5

**Game 1: IPFW at CINCINNATI**

**FINAL STATISTICS ▶ 11/11/11 ▶ at Fifth Third Arena (Cincinnati, Ohio)**

- ▶ In a game in which the Bearcats never trailed, the University of Cincinnati women's basketball team defeated IPFW, 74-42, during its regular season opener.
- ▶ Chanel Chisholm recorded her first career double-double with 19 points and 13 rebounds as she lead four double-digit scorers in Dayeasha Hollins, Alysha Lovett and Kayla Cook.
- ▶ UC's 32-point win against IPFW was its largest margin of victory since Jamelle Elliott's Cincinnati debut on Nov. 15, 2009. The Bearcats beat Furman, 85-46.
- ▶ IPFW's 42 points were the fewest allowed by an opponent since November 14, 2010 when UC held North Florida to the same amount.
- ▶ UC got off to a 9-0 start by way of seven points from Chisholm and never lead by less than eight. The Bearcats held a 25-point lead for their largest margin of the half before heading into the locker room with a 43-19 advantage.

**VISITORS: IPFW 0-1**

#	Player	tot-fg		3-pt		rebounds			pf	tp	a	to	blk	s	min
		fg	fga	fg	fga	ft	fta	of de							
15	MOORE, Hillary	f	2	6	0	0	0	0	3	3	4	0	0	3	20
02	MAUK, Rachel	g	0	5	0	1	0	0	1	2	3	4	0	1	23
10	HALUSKA, Sarah	g	1	6	0	0	0	0	1	4	5	1	2	0	20
11	HYDE, Amanda	g	2	7	0	0	3	4	3	2	5	4	7	1	22
44	BOESE, Anne	g	8	19	4	10	0	3	1	4	0	20	0	5	1
03	ANDERSON, Amanda	g	0	0	0	0	0	1	0	1	1	0	1	0	17
12	MURPHY, Erin	g	1	3	1	1	0	0	1	2	0	3	0	3	0
20	OGDEN, Libby	g	0	3	0	2	0	0	1	2	2	0	0	0	22
24	MAUK, Stefanie	g	2	7	1	5	1	2	0	2	2	0	6	1	2
30	SEIBERT, Haley	g	0	1	0	1	0	0	0	0	0	2	0	2	1
34	BRUNER, Rebecca	g	0	4	0	0	0	0	0	0	2	0	0	1	8
Totals.....			16	61	6	20	4	6	14	13	27	15	42	8	20

TOTAL FG%	1st Half: 7-29	24.1%	2nd Half: 9-32	28.1%	Game: 26.2%	DEADBALL
3-Pt. FG%	1st Half: 1-8	12.5%	2nd Half: 5-12	41.7%	Game: 30.0%	REBOUNDS
F Throw %	1st Half: 4-6	66.7%	2nd Half: 0-0	0.0%	Game: 66.7%	0

**HOMETEAM: Cincinnati 1-0**

#	Player	tot-fg		3-pt		rebounds			pf	tp	a	to	blk	s	min
		fg	fga	fg	fga	ft	fta	of de							
11	TURNER, Tiffany	f	1	2	0	0	0	1	5	6	1	2	0	0	3
05	CHISHOLM, Chanel	g	8	9	1	1	2	2	4	9	13	1	19	1	3
10	COOK, Kayla	g	4	7	1	3	1	4	2	3	5	0	10	3	2
20	REAVES, Bjonee	g	2	10	0	3	1	2	1	4	5	0	5	4	6
31	HOLLINS, Dayeasha	g	8	12	1	1	0	1	0	2	2	1	17	4	1
04	DUNN, Leshia	g	1	4	0	0	1	2	2	2	4	1	3	1	3
12	LOVETT, Alysha	g	4	5	2	3	4	2	1	3	3	14	0	2	0
23	BANKS, Lashay	g	1	4	0	0	0	1	3	4	0	2	0	3	0
25	JAMISON, Chelsea	g	0	0	0	0	0	0	1	1	0	0	0	1	0
32	DANIEL, Elese	g	1	2	0	0	0	0	1	0	1	2	0	1	0
40	HAMILTON, Talequia	g	0	1	0	0	0	0	2	2	0	0	0	0	7
TEAM															
Totals.....			30	56	5	11	9	15	17	34	51	8	74	13	22

TOTAL FG%	1st Half: 16-29	55.2%	2nd Half: 14-27	51.9%	Game: 53.6%	DEADBALL
3-Pt. FG%	1st Half: 3-5	60.0%	2nd Half: 3-10	33.3%	Game: 45.5%	REBOUNDS
F Throw %	1st Half: 8-11	72.7%	2nd Half: 1-4	25.0%	Game: 60.0%	2

Officials: Bruce Morris, Chad Titus, Natasha Harris. Technical fouls: IPFW-None. Cincinnati-None. Attendance: 523

Score by Periods	1st	2nd	Total
IPFW	19	23	42
Cincinnati	43	31	74

**Game 2: DAYTON at CINCINNATI**

**FINAL STATISTICS ▶ 11/16/11 ▶ at Fifth Third Arena (Cincinnati, Ohio)**

- ▶ The Bearcats were led by senior Bjonee Reaves, who set a career-high with 25 points and paced four double-digit scorers.
- ▶ UC used a dominating first half to help with the win, scoring 45 points - its most since head coach Jamelle Elliott's coaching debut on Nov. 15, 2009 when it scored 47 against Furman. Cincinnati's 55.9 percent (19-34) shooting in the first half was its most since it shot 56.0 percent (14-25) against UTP on January 5, 2011.
- ▶ The offense shot 53.7 percent (29-54), putting up its best numbers since it played Texas on Dec. 8, 2010. It also dished out 20 assists, its most since Furman, when it also had 20.
- ▶ Chanel Chisholm was two rebounds shy of a double-double with 15 points and a team-best eight boards, while Dayeasha Hollins and Tiffany Turner pitched in 13 and 10 points, respectively.

**VISITORS: Dayton 1-2**

#	Player	tot-fg		3-pt		rebounds			pf	tp	a	to	blk	s	min
		fg	fga	fg	fga	ft	fta	of de							
11	QUEEN, Elle	f	3	5	1	1	0	0	2	5	7	1	7	3	3
22	NANCE, Casey	c	4	8	1	2	0	0	0	1	1	2	9	0	3
10	CHAMBERS, De'Sarae	g	2	5	0	2	0	0	0	0	0	1	4	1	0
20	LALOR, Patrice	g	2	4	0	1	1	2	1	2	4	5	6	3	0
34	RATERMAN, Justine	g	3	8	1	3	4	4	1	5	6	2	11	1	0
04	APPLEWHITE, Olivia	g	0	0	0	0	0	0	0	0	0	0	0	0	0
14	MACKAY, Sam	g	0	1	0	0	0	0	0	0	0	0	1	0	0
21	MALOTT, Ally	g	2	5	0	3	0	1	1	2	2	4	2	3	1
23	MOSES, Kayla	g	1	2	0	1	2	2	1	1	0	4	0	1	0
24	HOOPER, Andrea	g	5	10	2	0	1	2	1	1	4	11	1	0	0
33	SANT, Cassie	g	4	7	0	0	1	2	0	1	1	3	9	2	2
TEAM															
Totals.....			26	55	4	15	8	10	6	19	25	19	64	17	15

TOTAL FG%	1st Half: 14-28	50.0%	2nd Half: 12-27	44.4%	Game: 47.3%	DEADBALL
3-Pt. FG%	1st Half: 1-5	20.0%	2nd Half: 3-10	30.0%	Game: 26.7%	REBOUNDS
F Throw %	1st Half: 0-0	0.0%	2nd Half: 8-10	80.0%	Game: 80.0%	1,2

**HOMETEAM: Cincinnati 2-0**

#	Player	tot-fg		3-pt		rebounds			pf	tp	a	to	blk	s	min
		fg	fga	fg	fga	ft	fta	of de							
11	TURNER, Tiffany	f	5	7	0	0	0	1	1	3	4	3	10	1	1
05	CHISHOLM, Chanel	g	7	13	0	2	1	2	2	6	8	4	15	3	3
10	COOK, Kayla	g	1	6	1	5	2	2	0	2	2	1	5	2	2
20	REAVES, Bjonee	g	8	13	4	8	5	6	2	3	5	1	25	7	2
31	HOLLINS, Dayeasha	g	6	8	0	0	1	5	2	4	6	3	13	7	3
04	DUNN, Leshia	g	0	2	0	0	0	1	1	2	2	0	0	0	0
12	LOVETT, Alysha	g	2	4	1	1	0	0	1	1	0	5	0	0	1
32	DANIEL, Elese	g	0	1	0	0	2	2	1	1	0	2	0	0	0
40	HAMILTON, Talequia	g	1	2	0	0	1	4	5	1	1	1	1	1	0
TEAM															
Totals.....			29	54	6	16	11	20	10	24	34	12	75	20	12

TOTAL FG%	1st Half: 19-34	55.9%	2nd Half: 10-20	50.0%	Game: 53.7%	DEADBALL
3-Pt. FG%	1st Half: 5-13	38.5%	2nd Half: 1-3	33.3%	Game: 37.5%	REBOUNDS
F Throw %	1st Half: 2-4	50.0%	2nd Half: 9-16	56.3%	Game: 55.0%	3

Officials: Jesse Dickerson, Kevin Penthtel, Thurman Leggs, Jr. Technical fouls: Dayton-None. Cincinnati-None. Attendance: 645

Score by Periods	1st	2nd	Total
IPFW	19	23	42
Cincinnati	43	31	74

**Game 3: EVANSVILLE at CINCINNATI**

**FINAL STATISTICS ▶ 11/18/11 ▶ at Fifth Third Arena (Cincinnati, Ohio)**

- ▶ UC improved to 3-0 when it defeated Evansville, 64-34, on Friday, Nov. 18.
- ▶ The Bearcats were fueled by its 3-point shooting, making 60 percent (9-15) from behind the arc - its best shooting percentage since Dec. 14, 2005 when it shot 60 percent against Texas-Arlington.
- ▶ UC allowed the fewest points (34) since Nov. 29, 2008, when it also beat Savannah State, 64-34.
- ▶ Bjonee Reaves led the way for the second-consecutive game with 18 points, while Kayla Cook recorded a season-best 14 points.
- ▶ Dayeasha Hollins recorded her third consecutive double-digit game with 10 points.
- ▶ Cincinnati started off on a 25-0 run, shooting a perfect 5-of-5 from behind the arc, and held the Purple Aces scoreless till the 11:39 mark of the first half.
- ▶ The Bearcats held the 40-19 advantage heading into the locker room. It marked the third consecutive game UC has scored 40 or more points in a half.

**VISITORS: Evansville 0-2**

#	Player	tot-fg		3-pt		rebounds			pf	tp	a	to	blk	s	min
		fg	fga	fg	fga	ft	fta	of de							
21	Collins, Meagan	f	2	4	0	1	0	0	0	1	1	1	4	0	2
25	Heck, Samantha	f	2	12	0	4	1	2	4	0	4	0	5	1	2
11	Lewis, Jordan	g	0	2	0	1	0	0	0	0	0	0	0	0	1
14	Gillum, Staci	g	0	6	0	3	0	0	0	2	2	0	2	3	0
15	Blair, Briyana	g	5	16	0	4	0	1	3	5	8	3	10	2	3
02	Taylor, Kat	g	0	1	0	0	0	0	1	1	2	2	0	0	2
03	Falkenstein, Chelsea	g	1	5	1	3	0	0	2	2	4	0	3	0	1
22	Liles, Miranda	g	0	0	0	0	0	0	1	0	1	0	0	0	0
23	Ellerson, Katie	g	0	0	0	0	0	0	0	0	0	0	0	0	1
24	Ware, Taylor	g	3	9	0	0	3	4	6	1	7	0	9	0	4
32	Weedman, Hannah	g	1	3	0	0	1	2	0	1	1	0	3	0	0
33	Miller, Juliann	g	0	1	0	0	0	0	1	0	1	0	0	0	0
TEAM															
Totals.....			14	59	1	16	5	9	19	15	34	6	34	5	19

TOTAL FG%	1st Half: 8-29	27.6%	2nd Half: 6-30	20.0%	Game: 23.7%	DEADBALL
3						

**Game 5: CINCINNATI vs. CHATTANOOGA**

**FINAL STATISTICS ▶ 11/25/11 ▶ at Moon Palace Resort (Cancun, Mexico)**

- ▶ The Bearcats held off a last-second Chattanooga comeback and improved to 5-0 for the second-consecutive year.
- ▶ In a game in which UC never trailed, Chattanooga overcame four double-digit deficits and had three good looks with a chance to take the lead in the final 30 seconds, but every shot fell short and the Bearcats held on for the 51-50 victory.
- ▶ The Bearcats were led by a hot-shooting Dayeeshia Hollins, who connected on 61.5 percent (8-of-13) from the field and a perfect 100 percent (3-of-3) from 3-point range.
- ▶ Hollins was relied on heavily as UC's leading scorer Bjonnee Reaves found herself in foul trouble midway through the first half. Reaves finished with 15 points and six rebounds, while Chanel Chisholm pitched in 11 points.
- ▶ Hollins connected on her first three jumpers to give UC the early lead and built the margin up to as much as 12. Hollins stepped up in place of Reaves and Alysha Lovett – who both recorded three fouls in the first 20 minutes – and poured in 16 first-half points, including two 3-pointers in the final five minutes to make the score 32-25 at halftime.
- ▶ UTC was within one of the Bearcats three times in the final four minutes, but couldn't get a shot to fall in the final seconds.

**VISITORS: Cincinnati 5-0**

#	Player	tot-fg		3-pt		rebounds			pf	tp	a	to	blk	s	min			
		fg	fga	fg	fga	ft	fta	of de								tot		
05	CHISHOLM, Chanel	f	4	14	f	3	fga	ft	fta	of de	tot	pf	tp	a	to	blk	s	min
11	TURNER, Tiffany	f	1	3	0	0	0	2	2	3	6	2	2	0	3	3	0	35
10	COOK, Kayla	g	0	6	0	6	1	2	0	3	3	2	1	2	0	0	1	33
20	REAVES, Bjonnee	g	5	15	2	8	3	3	0	6	6	3	15	0	1	0	3	29
31	HOLLINS, Dayeeshia	g	8	13	3	3	1	3	0	4	4	1	20	1	1	0	0	40
04	DUNN, Leshia	g	1	1	0	0	0	0	0	1	0	2	0	0	0	0	0	7
12	LOVETT, Alysha	0	1	0	0	0	0	0	1	0	1	4	0	0	1	1	0	16
23	BANKS, Lashay	0	0	0	0	0	0	0	1	1	1	0	0	0	0	0	0	2
<b>TEAM</b>																		
<b>Totals.....</b>		19 53		6 20		7 11 7 21			28 13		51 5 6		5 5		200			

<b>TOTAL FG%</b>	1st Half: 12-26	46.2%	2nd Half: 7-27	25.9%	Game: 35.8%	<b>DEADBALL</b>
<b>3-Pt. FG%</b>	1st Half: 4-9	44.4%	2nd Half: 2-11	18.2%	Game: 30.0%	<b>REBOUNDS</b>
<b>F Throw %</b>	1st Half: 4-8	50.0%	2nd Half: 3-3	100%	Game: 63.6%	1

**HOME TEAM: Chattanooga 2-3**

#	Player	tot-fg		3-pt		rebounds			pf	tp	a	to	blk	s	min			
		fg	fga	fg	fga	ft	fta	of de								tot		
25	HOOD, Whitney	f	6	11	0	1	2	2	3	5	1	14	2	1	0	0	36	
31	HALL, Taylor	f	2	5	1	2	0	0	0	6	6	1	5	3	0	1	0	35
03	CHRISTOPHER, Kayla	g	2	8	1	4	2	3	0	3	3	1	7	0	3	0	0	33
00	TOWNSEND, Kenisha	g	0	5	0	3	0	0	2	2	4	2	0	2	2	0	0	25
22	LAMBERT, Tylie	g	6	12	2	5	2	2	7	6	13	2	16	4	1	0	0	36
11	TOWNS, Ka'Vonnie	0	0	0	0	0	0	0	0	0	0	1	0	0	0	0	0	2
12	TOWNS, Meghan	2	5	0	2	0	0	0	2	2	1	4	1	0	0	0	0	9
21	BLACK, Alex	1	5	0	2	2	2	0	2	2	1	4	1	1	1	0	0	15
24	BRAMBLET, Destiny	0	0	0	0	0	0	0	0	0	1	0	0	0	0	0	0	5
32	FREEMAN, Kayla	0	0	0	0	0	0	0	0	1	1	0	0	0	0	0	0	4
<b>TEAM</b>																		
<b>Totals.....</b>		19 51		4 19		8 9 12 28			40 11		50 13 13		2 0		200			

<b>TOTAL FG%</b>	1st Half: 10-21	47.6%	2nd Half: 9-30	30.0%	Game: 37.3%	<b>DEADBALL</b>
<b>3-Pt. FG%</b>	1st Half: 4-6	16.7%	2nd Half: 3-13	23.1%	Game: 21.1%	<b>REBOUNDS</b>
<b>F Throw %</b>	1st Half: 4-5	80.0%	2nd Half: 4-4	100%	Game: 88.9%	0,2

Officials: Luis Gonzalez, Rachel Monroe, Dawn Marsh. Technical fouls: CIN-None. UTC-None. Attendance: 213

<b>Score by Periods</b>	1st	2nd	Total
Cincinnati	32	19	51
Chattanooga	25	25	50

**Game 6: MORGAN STATE vs. CINCINNATI**

**FINAL STATISTICS ▶ 12/1/11 ▶ at Fifth Third Arena (Cincinnati, Ohio)**

- ▶ Kayla Cook and Tiffany Turner set career highs when the University of Cincinnati women's basketball team beat Morgan State, 64-60, and improved to 6-0.
- ▶ Cook shot 7-of-11, including 6-of-10 from 3-point range en route to a career-best 20 points.
- ▶ Turner recorded her second career double-double with a career-high 17 points and 12 rebounds.
- ▶ Cook was the go-to Bearcat as UC lost a 10-0 halftime lead and saw the Lady Bears pull within three of the hosts six times in the second half. A Cook 3-ball with 46 seconds left increased the Cincinnati lead to seven, 60-53, to ease the tension. A pair of free throws by Dayeeshia Hollins in the final seconds all but iced the victory for the Bearcats.

**VISITORS: Morgan State 2-3**

#	Player	tot-fg		3-pt		rebounds			pf	tp	a	to	blk	s	min			
		fg	fga	fg	fga	ft	fta	of de								tot		
45	WILLIAMS, Amarah	f	1	4	0	0	2	2	3	6	9	1	4	1	0	2	27	
21	LOCKHART, Chryss	g	3	7	0	1	1	2	0	1	1	5	7	2	5	0	0	28
22	PARKER, Omara	g	3	8	1	1	0	0	0	4	4	1	7	1	5	0	1	14
23	MATHIS, Dekeisha	g	7	12	3	6	2	2	0	0	0	2	19	0	1	0	1	35
30	DAVIS, Moneshia	g	3	9	0	1	0	0	0	4	4	4	6	2	4	0	0	27
10	CARRINGTON, Tracey	3	6	0	0	2	2	2	4	6	2	8	3	2	1	2	27	
12	JONES, Zameria	0	1	0	0	0	0	0	0	0	0	2	0	0	0	0	2	
13	SOUTHERLAND, Whitney	3	4	2	3	0	0	0	2	2	1	8	1	0	0	0	0	
14	TURNER, Tireion	0	2	0	0	1	2	2	4	3	1	0	0	0	0	0	12	
52	GOODMAN, Moriah	0	2	0	1	0	0	0	0	0	0	0	0	1	1	0	6	
<b>TEAM</b>																		
<b>Totals.....</b>		23 55		6 14		8 10 11 25			36 21		60 10 18		4 6		200			

<b>TOTAL FG%</b>	1st Half: 9-29	31.0%	2nd Half: 14-26	53.8%	Game: 41.8%	<b>DEADBALL</b>
<b>3-Pt. FG%</b>	1st Half: 2-9	22.2%	2nd Half: 4-5	80.0%	Game: 42.9%	<b>REBOUNDS</b>
<b>F Throw %</b>	1st Half: 1-2	50.0%	2nd Half: 7-8	87.5%	Game: 80.0%	1,1

**HOME TEAM: Cincinnati 6-0**

#	Player	tot-fg		3-pt		rebounds			pf	tp	a	to	blk	s	min			
		fg	fga	fg	fga	ft	fta	of de								tot		
11	TURNER, Tiffany	f	7	10	0	0	3	5	7	12	2	17	0	2	1	3	36	
05	CHISHOLM, Chanel	g	2	8	0	0	1	3	5	7	3	5	5	2	2	1	31	
10	COOK, Kayla	g	7	11	6	10	0	1	0	1	1	3	20	0	1	1	0	33
20	REAVES, Bjonnee	g	2	13	2	6	3	4	2	5	7	2	9	6	5	1	1	37
31	HOLLINS, Dayeeshia	g	1	13	0	2	5	7	5	4	9	1	7	5	2	0	3	38
04	DUNN, Leshia	1	1	0	0	0	0	0	1	1	0	2	0	0	0	0	3	
12	LOVETT, Alysha	2	8	0	0	0	0	0	1	0	1	0	4	3	0	0	20	
23	BANKS, Lashay	0	1	0	1	0	2	1	0	1	0	0	0	0	0	0	2	
<b>TEAM</b>																		
<b>Totals.....</b>		22 65		8 19		12 21 22 22			44 11		64 19 14		5 8		200			

<b>TOTAL FG%</b>	1st Half: 13-35	37.1%	2nd Half: 9-30	30.0%	Game: 33.8%	<b>DEADBALL</b>
<b>3-Pt. FG%</b>	1st Half: 2-9	22.2%	2nd Half: 6-10	60.0%	Game: 42.1%	<b>REBOUNDS</b>
<b>F Throw %</b>	1st Half: 3-8	37.5%	2nd Half: 9-13	69.2%	Game: 57.1%	4

Officials: Jesse Dickerson, Angie Enlund, Shannon Feck. Technical fouls: Morgan State-None. CIN-None. Attendance: 568

<b>Score by Periods</b>	1st	2nd	Total
Morgan State	21	39	60
Cincinnati	31	33	64

**Game 7: CINCINNATI VS. XAVIER**

**FINAL STATISTICS ▶ 12/4/11 ▶ at Cintas Center (Cincinnati, Ohio)**

- ▶ The University of Cincinnati women's basketball team saw its six-game win streak come to an end following a 69-60 loss to Xavier at the 2011 Skyline Chili Women's Crosstown Shootout.
- ▶ Dayeeshia Hollins recorded her first career double-double with 19 points and 10 rebounds and paced three Bearcats in double-figures. Kayla Cook had 15 points and Chanel Chisholm pitched in 10 points.
- ▶ XU jumped out to a 6-0 lead, while Bjonnee Reaves found herself in early foul trouble, recording three fouls within the first three minutes. Despite benching its leading scorer, UC took the lead at the 13:26 mark and held the advantage for the remainder of the half before settling on a 27-22 score at the break.
- ▶ But the Musketeers wouldn't go down without a fight, as they knotted the score twice in the second stanza. After a quiet 20 minutes, Iyeesha Moss contributed 17 second-half points, allowing Xavier to take the lead once and for all with 5:17 remaining. Hollins made the trip to the free-throw line twice in the final minutes, but it was too little too late as Xavier held on for the 69-60 victory.

**VISITORS: Cincinnati 6-1**

#	Player	tot-fg		3-pt		rebounds			pf	tp	a	to	blk	s	min			
		fg	fga	fg	fga	ft	fta	of de								tot		
05	CHISHOLM, Chanel	f	4	8	0	1	2	2	1	2	0	2	0	10	1	1	37	
11	TURNER, Tiffany	f	2	7	0	0	1	2	2	2	4	3	5	4	1	2	1	39
10	COOK, Kayla	g	6	12	3	8	0	0	1	3	4	5	15	3	0	0	0	37
20	REAVES, Bjonnee	g	4	10	1	6	0	0	1	1	2	4	9	4	1	0	0	23
31	HOLLINS, Dayeeshia	g	6	19	0	3	7	8	4	6	10	4	19	6	1	0	2	38
04	DUNN, Leshia	1	4	0	0	0	0	0	1	0	1	0	2	0	0	1	0	5
12	LOVETT, Alysha	0	1	0	1	0	0	0	1	1	2	0	0	0	1	0	1	19
23	BANKS, Lashay	0	0	0	0	0	0	0	0	0	0	0	0	0	1	0	0	2
<b>TEAM</b>																		
<b>Totals.....</b>		23 61		4 19		10 14 13 13			26 16		60 18 7		4 5		200			

<b>TOTAL FG%</b>	1st Half: 9-27	33.3%	2nd Half: 14-34	41.2%	Game: 37.7%	<b>DEADBALL</b>
<b>3-Pt. FG%</b>	1st Half: 3-10	30.0%	2nd Half: 1-9	11.1%	Game: 21.1%	<b>REBOUNDS</b>
<b>F Throw %</b>	1st Half: 6-8					

**Game 9: LOUISVILLE vs. CINCINNATI**

**FINAL STATISTICS ▶ 12/14/11 ▶ at Fifth Third Arena (Cincinnati, Ohio)**

▶ The University of Cincinnati women's basketball team held the lead for the majority of the game, but came up short when it lost its BIG EAST opener to No. 13/14 Louisville, 64-59.  
 ▶ Four players scored in double figures for the Bearcats, including Bjonee Reaves who led all scorers with 18 points, while Tiffany Turner recorded her second double-double this season with 11 points and 11 boards.  
 ▶ Louisville put the first points on the board three seconds in, but UC kept it a close one – taking the lead for the next 10:30. The Bearcats held a five-point lead, 13-8, after a layup by Turner with 12:04 left on the clock, but then Louisville went on a 10-3 run to make it 18-13 in favor of the Cardinals. Kayla Cook hit one from downtown to pull UC within one, 23-22, with just under two minutes remaining. But UoL continued to press and headed into the half with a 26-22 lead.  
 ▶ The Bearcats tied it up three minutes into the second stanza and took the lead at the 14:31 mark when Hollins nailed a 3-ball to make it 36-33. Back-to-back 3-pointers by Cook and Reaves gave Cincinnati its largest lead, 46-39, midway through the second half, but Hollins left the game with a shoulder injury and UC was left to fend without its leading scorer. It maintained the lead until 2:37 was left on the clock and couldn't hold on as the Cardinals shot a 4-of-4 at the line to settle the 64-59 score.

VISITORS: Louisville 9-2, 1-0

#	Player	tot-fg		3-pt		rebounds			pf	tp	a	to	blk	s	min		
		fg	fga	fg	fga	ft	fta	of de								tot	
31	TAYLOR, Asia	f	0	0	0	0	0	0	0	0	1	1	0	0	5		
03	VAILS, Sheronne	c	0	0	0	0	0	0	0	0	0	0	0	0	6		
11	BURKE, Becky	g	5	13	0	4	4	2	5	7	0	14	0	1	0	32	
21	SMITH, Bria	g	3	8	0	0	6	9	3	3	6	2	12	2	3	0	32
23	SCHIMMEL, Shoni	g	5	13	4	11	2	2	0	4	4	3	16	3	5	0	24
01	HARPER, Shelby	g	0	1	0	0	0	0	0	1	1	1	0	1	0	14	
04	SLAUGHTER, Antonita	0	2	0	2	0	0	0	0	0	0	0	1	1	0	11	
10	HAMMOND, Sara	2	4	0	1	0	0	0	2	2	1	4	2	0	0	1	10
12	DYER, Shawnta	3	4	0	0	1	2	2	2	4	2	7	1	1	0	18	
22	SCHIMMEL, Jude	2	3	0	0	0	0	0	0	0	1	4	0	2	0	1	13
33	REID, Monique	1	4	0	0	1	2	2	1	3	0	3	0	1	0	1	14
42	WARREN, Cierra	2	8	0	0	0	0	2	6	3	4	0	1	1	2	21	
TEAM	Totals.....	23	60	4	18	14	19	16	22	38	13	64	11	17	2	120	
TOTAL FG%	1st Half: 11-30	36.7%	2nd Half: 12-30	40.0%	Game: 38.3%	DEADBALL											
3-Pt. FG%	1st Half: 0-8	0.0%	2nd Half: 4-10	40.0%	Game: 22.2%	REBOUNDS											
F Throw %	1st Half: 4-7	57.1%	2nd Half: 10-12	83.3%	Game: 73.7%		4										

HOME TEAM: Cincinnati 6-3, 0-1

#	Player	tot-fg		3-pt		rebounds			pf	tp	a	to	blk	s	min			
		fg	fga	fg	fga	ft	fta	of de								tot		
11	TURNER, Tiffany	f	5	7	0	0	1	2	5	6	11	2	11	0	5	2	2	38
05	CHISHOLM, Chanel	g	1	3	0	0	0	0	2	2	4	3	2	2	1	0	3	39
10	COOK, Kayla	g	4	10	4	9	1	2	0	4	4	2	13	2	3	0	2	40
20	REAVES, Bjonee	g	5	15	2	11	6	8	1	5	6	4	18	4	5	1	1	36
31	HOLLINS, Dayeesha	g	6	11	1	3	2	2	0	1	1	3	15	5	4	0	4	27
04	DUNN, Leshia	0	0	0	0	0	0	0	0	0	0	0	0	1	0	0	3	
12	LOVETT, Alysha	0	3	0	1	0	0	0	1	1	2	0	1	3	0	0	17	
TEAM	Totals.....	21	49	7	24	10	14	10	22	32	16	59	14	23	3	12	200	
TOTAL FG%	1st Half: 9-24	37.5%	2nd Half: 12-25	48.0%	Game: 42.9%	DEADBALL												
3-Pt. FG%	1st Half: 1-10	10.0%	2nd Half: 6-14	42.9%	Game: 29.2%	REBOUNDS												
F Throw %	1st Half: 3-4	75.0%	2nd Half: 7-10	70.0%	Game: 71.4%		0											

Officials: Denise Brooks, Bryan Brunette, Bob Enteline. Technical fouls: Louisville-None. CIN-None. Attendance: 842  
 Score by Periods: 1st 2nd Total  
 Louisville 26 38 64  
 Cincinnati 22 37 59

**Game 10: CINCINNATI vs. MIAMI (OH)**

**FINAL STATISTICS ▶ 12/17/11 ▶ at Millett Hall (Oxford, Ohio)**

▶ Senior guard Bjonee Reaves matched her career high with 25 points when the University of Cincinnati women's basketball was defeated by Miami (OH), 74-69, on Saturday, Dec. 17 at Millett Hall. Reaves finished with a career-best nine assists and tied her career highs in 3-point field goals (5) and field goals (8) made.  
 ▶ Three other starters for UC scored in double figures, including Chanel Chisholm with 16 points, Kayla Cook with 11 and Tiffany Turner, who was one rebound shy of a double-double with 10 points and nine boards.  
 ▶ The Bearcats held the RedHawks scoreless for five minutes and, in the meantime, built it to an 11-point game, 23-12, on a Reaves 3-ball with 7:10 remaining. Miami came within six, 27-21, with 2:25 left, but headed into the locker room down, 32-25.  
 ▶ Cincinnati knotted it up two times in the next three minutes before Osborn committed a flagrant foul after she elbowed Cook, and Reaves iced two from the line to make it 62-62 with 4:33 left. Reaves made a fast break layup seconds later to give UC its first lead since the 14:59 mark, but the RedHawks continued to drain all its free throws to pull off the 74-69 victory.

VISITORS: Cincinnati 6-4

#	Player	tot-fg		3-pt		rebounds			pf	tp	a	to	blk	s	min			
		fg	fga	fg	fga	ft	fta	of de								tot		
05	CHISHOLM, Chanel	f	6	11	1	1	3	3	3	1	4	2	16	0	2	2	0	39
10	COOK, Kayla	f	3	9	3	9	2	2	1	3	4	4	11	2	2	0	0	37
11	TURNER, Tiffany	f	4	10	0	0	2	2	3	6	9	5	10	1	2	2	2	32
20	REAVES, Bjonee	f	8	23	5	14	4	4	2	2	4	5	25	9	3	1	6	40
12	LOVETT, Alysha	g	1	5	1	3	2	2	1	0	1	4	5	0	3	0	0	29
04	DUNN, Leshia	1	1	0	0	0	0	0	0	0	0	2	2	0	0	0	0	1
23	BANKS, Lashay	0	3	0	0	0	0	0	0	1	0	0	0	0	0	0	1	10
25	JAMISON, Chelsea	0	0	0	0	0	0	0	0	0	0	1	0	0	0	0	0	4
40	HAMILTON, Talequia	0	1	0	0	0	0	2	2	1	0	0	0	0	1	0	0	8
TEAM	Totals.....	23	63	10	27	13	13	13	16	29	24	69	12	12	6	9	200	
TOTAL FG%	1st Half: 10-27	37.0%	2nd Half: 13-36	36.1%	Game: 36.5%	DEADBALL												
3-Pt. FG%	1st Half: 4-11	36.4%	2nd Half: 6-16	37.5%	Game: 37.0%	REBOUNDS												
F Throw %	1st Half: 8-8	100%	2nd Half: 5-5	100%	Game: 100%		0											

HOME TEAM: Miami 7-3

#	Player	tot-fg		3-pt		rebounds			pf	tp	a	to	blk	s	min			
		fg	fga	fg	fga	ft	fta	of de								tot		
12	PITTS, Lillian	f	4	4	0	0	1	2	7	6	13	4	9	0	0	0	0	33
45	OWLOWSKI, Kirsten	f	7	11	0	3	5	6	6	10	16	2	19	1	3	2	1	36
02	BOYER, Maggie	g	2	10	1	4	4	0	2	2	1	9	2	0	0	0	1	34
10	OSBORN, Courtney	g	6	15	1	4	10	11	0	4	4	3	23	3	3	1	0	36
32	ROBERTSON, Hannah	g	1	6	0	0	6	6	0	1	1	0	8	1	3	0	0	23
04	HENCKE, Rachael	2	4	0	0	2	2	1	1	2	0	6	0	3	2	2	21	
14	LARSON, Courtney	0	1	0	0	0	0	0	0	0	0	0	0	0	0	0	4	
31	ROBERTSON, Haley	0	3	0	1	0	0	0	0	0	0	2	1	0	0	1	7	
52	SIMON, Kelsey	0	0	0	0	0	0	1	1	0	0	0	0	1	0	0	6	
TEAM	Totals.....	22	54	2	12	28	31	17	27	44	11	74	9	14	5	5	200	
TOTAL FG%	1st Half: 8-27	29.6%	2nd Half: 14-27	51.9%	Game: 40.7%	DEADBALL												
3-Pt. FG%	1st Half: 1-7	14.3%	2nd Half: 1-5	20.0%	Game: 16.7%	REBOUNDS												
F Throw %	1st Half: 8-8	100%	2nd Half: 20-23	87.0%	Game: 90.3%		2											

Officials: Cameron Inouye, Roy Gulbeyan, and Carol Comanita. Technical fouls: Cincinnati-None. Miami-OSBORN, Courtney.  
 Attendance: 374  
 Score by Periods: 1st 2nd Total  
 Cincinnati 32 37 69  
 Miami 25 49 74

**Game 11: INDIANAPOLIS vs. CINCINNATI**

**FINAL STATISTICS ▶ 12/19/11 ▶ at Fifth Third Arena (Cincinnati, Ohio)**

▶ Bjonee Reaves led all scorers for the second-straight game with 18 points – all of which were scored in the second half.  
 ▶ Both teams struggled offensively, as the Bearcats shot just 30 percent (18-59) and UIndy went 16-of-51 (31 percent). UC shot just 22 percent (7-31) in the first stanza and couldn't recover, despite Reaves second-half efforts.  
 ▶ The Hounds opened up the score on a 3-ball and eventually went on an 11-0 run break out to a 19-10 lead with 6:54 left. Tiffany Turner and Chanel Chisholm combined for 16 of the team's 17 first-half points, as UIndy held the 22-17 lead at the break.  
 ▶ Reaves scored UC's first seven points of the second half, but Indianapolis built the lead up to 10, 34-24, in the first five minutes. Both teams remained scoreless for the next four minutes, but Turner ended the drought with 10:32 remaining to make it 34-26. UC didn't make another basket for another four minutes, but Reaves hit three 3-pointers to cut the deficit, 45-39, with 3:23 left. But that wasn't enough, as the Greyhounds shot 14-of-19 from the free throw line to seal the victory.

VISITORS: UINDY 7-2, 2-0 GLVC

#	Player	tot-fg		3-pt		rebounds			pf	tp	a	to	blk	s	min		
		fg	fga	fg	fga	ft	fta	of de								tot	
13	Weinert, Sydney	f	3	10	0	0	2	3	2	4	6	3	8	0	2	0	25
32	Gonser, Nickole	f	1	7	0	2	2	4	2	3	5	1	4	0	1	0	31
01	Turner, Kristin	g	5	10	2	3	1	2	2	1	3	0	13	4	1	2	38
14	McIntosh, Katy	g	2	5	0	2	5	6	2	4	6	1	9	2	1	0	40
23	Gardner, Megan	g	2	8	1	7	2	2	0	1	1	1	7	1	4	0	32
05	Birchmeier, Megan	0	0	0	0	0	0	0	0	0	0	0	0	0	0	0	2
15	Walter, Kelly	1	5	1	4	0	0	0	3	3	0	3	0	0	0	0	8
33	Wortman, Eliza	1	3	0	0	0	0	1	5	6	0	3	0	2	1	0	15
34	Jovanovic, Dajana	1	3	0	0	2	2	0	3	3	0	4	1	1	0	0	9
TEAM	Totals.....	16	51	4	18	14	19	11	28	39	6	50	9	13	4	6	200
TOTAL FG%	1st Half: 8-29	27.6%	2nd Half: 8-22	36.4%	Game: 31.4%	DEADBALL											

**Game 13: CINCINNATI vs. VIRGINIA TECH**

**FINAL STATISTICS ▶ 12/28/11 ▶ at Cassell Coliseum (Blacksburg, Va.)**

- ▶ Dayeesha Hollins netted a season-high 26 points on 7-of-11 shooting, including 2-of-2 from behind the arc and 10-of-11 from the free throw line.
- ▶ Hollins nailed a half-court buzzer beater to give UC the 34-21 lead heading into the break.
- ▶ Reeves missed both shots after VT's head coach Dennis Wolff was given a technical with 11:26 left, but the hosts didn't have many scorers to turn to with three players in foul trouble.
- ▶ The Bearcats held its largest lead, 56-32, with 7:29 left, but the Latorri Hines-Allen stepped up and scored eight in a row during VT's 16-2 run to make it 58-48 at the 2:43 mark. But it was too little too late for the Hokies, who finally settled with the 66-55 score.

**VISITORS: Cincinnati 8-5**

##	Player	tot-fg			3-pt			rebounds			pf	tp	a	to	blk	s	min		
		fg	fga	fg%	fg	fga	fg%	ft	fta	of de								tot	
11	TURNER, Tiffany	f	3	5	0	0	0	2	3	2	4	6	3	4	1	0	2	17	
05	CHISHOLM, Chanel	g	1	6	0	0	0	4	9	4	5	9	4	6	3	6	0	1	37
10	COOK, Kayla	g	3	8	2	5	0	0	0	4	4	2	8	1	1	1	1	32	
20	REAVES, Bjonee	g	3	9	3	7	2	4	1	2	3	2	11	0	6	0	2	34	
31	HOLLINS, Dayeesha	g	7	11	2	2	10	11	14	5	3	26	3	1	0	1	35		
04	DUNN, Leshia	g	1	1	0	0	0	1	2	0	0	0	3	0	1	1	0	6	
12	LOVETT, Alyesha	g	1	5	0	0	0	0	2	2	4	0	2	1	1	0	0	19	
23	BANKS, Lashay	g	0	0	0	0	0	0	0	0	0	0	0	0	0	0	0	2	
33	RANDOLPH, Jeanise	g	1	2	0	0	0	0	1	3	4	1	2	0	1	2	0	18	
40	HAMILTON, Talequia	g	0	0	0	0	0	0	0	0	0	1	0	0	0	0	0	0+	
TEAM																			
Totals.....																			

TOTAL FG%	1st Half: 10-24	41.7%	2nd Half: 10-23	43.5%	Game: 42.6%	DEADBALL	
3-Pt. FG%	1st Half: 4-9	44.4%	2nd Half: 3-5	60.0%	Game: 50.0%	REBOUNDS	
F Throw %	1st Half: 10-15	66.7%	2nd Half: 9-18	50.0%	Game: 57.6%		7

**HOME TEAM: Virginia Tech 3-9**

##	Player	tot-fg			3-pt			rebounds			pf	tp	a	to	blk	s	min		
		fg	fga	fg%	fg	fga	fg%	ft	fta	of de								tot	
22	Porschia Hadley	f	2	6	0	0	0	0	4	2	6	5	4	0	1	1	22		
43	Latorri Hines-Allen	f	6	15	0	0	0	1	4	4	8	12	1	13	0	2	0	27	
03	Aerial Wilson	g	2	11	1	4	2	2	0	0	0	4	7	5	5	0	0	35	
13	Alyssa Feyn	g	6	9	1	2	0	0	1	0	1	1	13	3	2	0	1	33	
31	Monet Tellier	g	3	11	2	3	6	8	1	3	4	4	14	2	2	0	1	29	
20	Nia Evans	g	2	3	0	0	0	0	3	6	4	4	0	3	2	2	0	17	
21	Brittini Montgomery	g	0	0	0	0	0	0	0	0	0	0	0	0	0	0	0	2	
23	Larryqua Hall	g	0	4	0	1	0	0	0	1	1	2	0	3	0	1	1	17	
33	Kelsey Conyers	g	0	0	0	0	0	0	2	2	2	0	1	3	0	1	18		
TEAM																			
Totals.....																			

TOTAL FG%	1st Half: 8-26	30.8%	2nd Half: 13-33	39.4%	Game: 35.6%	DEADBALL	
3-Pt. FG%	1st Half: 1-6	16.7%	2nd Half: 3-4	75.0%	Game: 40.0%	REBOUNDS	
F Throw %	1st Half: 4-5	80.0%	2nd Half: 5-9	55.6%	Game: 64.3%		1,1

Officials: Angelica Suffren, Ron Ledington, Kevin Sparrock. Technical fouls: CIN-None. Virginia Tech-TEAM. Attendance: 3019

Score by Periods	1st	2nd	Total
Cincinnati	34	32	66
Virginia Tech	21	34	55

**Game 14: HIGH POINT vs. CINCINNATI**

**FINAL STATISTICS ▶ 12/29/11 ▶ at Cassell Coliseum (Blacksburg, Va.)**

- ▶ The University of Cincinnati women's basketball team won the Hilton Garden Inn Hokie Classic after it defeated High Point, 62-40, in the championship game.
- ▶ After coming for only one point in the first half, Dayeesha Hollins and Bjonee Reeves led Cincinnati with 14 points each.
- ▶ The Panthers' 40 points were the second lowest points the Bearcats have allowed this season. It allowed just 22 points against South Dakota State on Nov. 24.
- ▶ Cincinnati and High Point went into the break tied, 20-20.
- ▶ After a quiet first half, Hollins scored the first four points in UC's 11-4 run to start the half. As the Panthers struggled with turnovers, Cincinnati kept rolling – going on a 14-4 run and building the lead to as much as 22, 57-35, with 6:38 left.
- ▶ Reeves accounted for four 3-pointers as the Bearcats finished up down the stretch to make the final score 62-40.

**VISITORS: High Point 5-6**

##	Player	tot-fg			3-pt			rebounds			pf	tp	a	to	blk	s	min		
		fg	fga	fg%	fg	fga	fg%	ft	fta	of de								tot	
31	BROWN, Shamia	f	3	7	0	0	0	1	2	3	5	8	2	7	1	2	0	32	
02	PARKER, Cheyenne	c	3	13	0	0	0	3	4	5	6	11	3	9	0	6	3	2	34
01	TREMBLAY, Taylor	g	1	5	0	2	2	2	0	6	6	1	4	2	4	0	1	39	
03	REYNOLDS, Erin	g	2	14	0	0	0	1	2	2	2	2	5	4	5	0	1	26	
21	WHITT, Laura	g	0	1	0	1	0	1	0	1	2	2	0	0	4	0	1	16	
02	PATTERSON, Lexi	g	0	1	0	1	0	0	0	0	0	0	0	0	2	0	0	6	
10	PUCKETT, Lindsay	g	5	12	3	7	0	0	1	0	1	2	13	1	1	1	0	26	
15	RICHARD, Ashante	g	0	0	0	0	0	0	0	0	1	1	0	0	1	0	0	6	
22	CROMARTIE, Jazmin	g	0	2	0	0	0	2	2	0	2	0	2	0	0	0	0	13	
52	LISONBEE, Kamille	g	0	0	0	0	0	0	0	0	1	0	0	0	0	0	0	2	
TEAM																			
Totals.....																			

TOTAL FG%	1st Half: 8-35	22.9%	2nd Half: 6-20	30.0%	Game: 25.5%	DEADBALL	
3-Pt. FG%	1st Half: 1-4	25.0%	2nd Half: 2-7	28.6%	Game: 27.3%	REBOUNDS	
F Throw %	1st Half: 3-3	100%	2nd Half: 6-8	75.0%	Game: 81.8%		2,1

**HOME TEAM: Cincinnati 9-5**

##	Player	tot-fg			3-pt			rebounds			pf	tp	a	to	blk	s	min		
		fg	fga	fg%	fg	fga	fg%	ft	fta	of de								tot	
11	TURNER, Tiffany	f	5	8	0	0	0	1	1	5	4	9	0	11	0	2	2	30	
05	CHISHOLM, Chanel	g	3	5	1	2	0	0	0	5	5	4	7	4	6	1	0	25	
10	COOK, Kayla	g	0	6	0	3	0	0	0	4	4	1	0	3	0	0	0	38	
20	REAVES, Bjonee	g	5	13	4	8	0	0	0	5	5	2	14	2	4	0	0	32	
31	HOLLINS, Dayeesha	g	3	8	1	5	7	10	0	0	0	2	14	6	1	0	4	35	
12	LOVETT, Alyesha	g	3	6	0	1	0	0	0	0	0	1	6	3	2	1	2	15	
23	BANKS, Lashay	g	0	0	0	0	0	0	0	0	1	1	0	0	1	0	0	6	
33	RANDOLPH, Jeanise	g	5	8	0	0	0	0	1	5	7	4	10	0	2	1	2	18	
40	HAMILTON, Talequia	g	0	0	0	0	0	0	0	0	0	0	0	0	0	0	0	1	
TEAM																			
Totals.....																			

TOTAL FG%	1st Half: 9-25	36.0%	2nd Half: 15-29	51.7%	Game: 44.4%	DEADBALL	
3-Pt. FG%	1st Half: 1-7	14.3%	2nd Half: 5-12	41.7%	Game: 31.6%	REBOUNDS	
F Throw %	1st Half: 1-2	50.0%	2nd Half: 7-9	77.8%	Game: 72.7%		2,2

Officials: Bonita Spence, Kevin Sparrock, Bob Enteline. Technical fouls: High Point-None. CIN-None.

Score by Periods	1st	2nd	Total
High Point	20	20	40
Cincinnati	20	42	62

**Game 15: USF vs. CINCINNATI**

**FINAL STATISTICS ▶ 01/03/12 ▶ at Fifth Third Arena (Cincinnati, Ohio)**

- ▶ Dayeesha Hollins scored a game-high 22 points, but it wasn't enough as the University of Cincinnati women's basketball team was defeated by the USF Bulls, 58-55, on Tuesday, Jan. 3 at Fifth Third Arena.
- ▶ After shooting 50 percent (13-26) in the first half, the Bearcats lost a 31-27 halftime lead by shooting just 34 percent (9-26) in the second stanza. Senior Chanel Chisholm carried UC in the first half, but the Bearcats still saw its three-game winning streak come to an end.
- ▶ Chisholm and Tiffany Turner were among UC's other double-digit scorers, who pitched in 13 and 10 points, respectively.
- ▶ UC came out flat in the second half, scoring five points in the first two minutes before going scoreless for five minutes while USF went on an 11-0 run to make it 40-36 with 12:46 left. Hollins stopped the drought, but Cincinnati continued to struggle with its shooting, allowing the Bulls to pull ahead by 11, 53-42, with less than four minutes remaining.
- ▶ Chisholm single-handedly made it a four-point game, 53-49, when she went on a 7-0 run to narrow the deficit, 53-49, with 1:34 left on the clock. Alyesha Lovett scored the final five points, including a 3-pointer with .02 seconds left, but it was too little too late as the Bulls held on for the 58-55 victory.

**VISITORS: USF 9-6, 1-0 BE**

##	Player	tot-fg			3-pt			rebounds			pf	tp	a	to	blk	s	min	
		fg	fga	fg%	fg	fga	fg%	ft	fta	of de								tot
00	JOHNSON, Tahira	f	1	1	0	0	0	0	2	0	2	2	2	0	2	1	0	17
04	CONNER, Tiffany	f	0	3	0	2	0	1	0	6	6	5	0	3	1	0	1	26
11	ROWE, Caitlin	c	2	5	0	1	0	0	1	4	5	2	4	1	2	0	0	27
01	WYNNE, Jasmine	g	4	11	2	4	6	8	2	1	3	1	16	1	3	1	0	32
23	STRINGFIELD, Shaleth	g	3	4	1	2	1	2	0	1	1	1	8	2	1	0	0	25
03	SAUNDERS, Kaneisha	g	5	15	1	2	2	2	2	0	1	3	13	1	3	0	0	27
05	BERNARD, Sasha	g	0	0	0	0	0	4	4	0	3	3	1	4	0	0	1	16
12	SMITH, Andrell	g	2	8	2	3	1	2	1	5	6	1	7	0	1	0	2	15
22	FLOWERS, Alesha	g	0	0	0	0	0	0	0	0	0	0	0	0	0	0	0	3
32	MCDONALD, Akia	g	1															

**Game 17: NOTRE DAME vs. CINCINNATI**

**FINAL STATISTICS ▶ 1/14/12 ▶ at Fifth Third Arena (Cincinnati, Ohio)**

► Dayeesha Hollins led the University of Cincinnati women's basketball team in its 76-50 loss to No. 2 Notre Dame on Saturday, January 14 at Fifth Third Arena. Hollins scored a team-high 14 points and dished out four assists.  
 ► Notre Dame was led by Natalie Novosel with 21 points and Peters with 17 points. The Bearcats held UND leading scorer Skylar Diggins to just four points. However, Diggins had a game-high 11 assists.  
 ► The Bearcats couldn't make a basket for the final 3:12 of the half as UND headed into the locker room with a 42-21 lead.  
 ► Cincinnati shot just 38 percent (19-50) and Notre Dame shot 47 percent (29-61). Both teams struggled to get any looks on the perimeter, combining for 5-of-16 from behind the arc.

VISITORS: Notre Dame 17-1 (5-0 BE)

#	Player	tot-fg		3-pt		rebounds			pf	tp	a	to	blk	s	min				
		fg	fga	fg	fga	ft	fta	of de											
14	PETERS, Devereaux	f	8	12	0	0	1	3	3	3	6	3	17	2	2	2	23		
04	DIGGINS, Skylar	g	1	5	0	0	2	3	2	5	7	1	4	11	2	0	4	23	
21	NOVOSEL, Natalie	g	7	11	2	2	5	5	2	2	4	1	21	1	0	0	26		
22	MALLORY, Brittany	g	1	5	0	3	0	0	0	3	3	2	2	0	1	0	0	27	
23	McBRIDE, Kayla	g	3	6	0	0	1	1	0	1	3	7	2	2	2	0	1	18	
03	HOLLOWAY, Whitney	g	0	1	0	0	0	0	0	2	2	0	0	2	2	0	0	11	
11	ACHONWA, Natalie	g	4	8	0	1	0	0	1	0	1	1	8	1	2	3	2	19	
12	MILLER, Fraderica	g	0	1	0	0	0	0	0	1	1	2	0	0	2	0	0	17	
15	TURNER, Kaila	g	1	6	0	2	2	2	0	0	0	4	4	0	0	0	0	13	
34	WRIGHT, Markisha	g	2	3	0	0	2	2	3	4	7	0	6	0	0	0	1	14	
44	BRAKER, Ariel	g	2	3	0	0	3	4	2	0	2	1	7	0	1	0	0	7	
TEAM																			
Totals.....			29	61		2	8	16	20	14	23	37	18	76	21	12	5	12	200
TOTAL FG%		1st Half: 17-32			53.1%	2nd Half: 12-29							41.4%	Game: 47.5%			DEADBALL		
3-Pt. FG%		1st Half: 0-4			50.0%	2nd Half: 0-4							0.0%	Game: 25.0%			REBOUNDS		
F Throw %		1st Half: 6-7			85.7%	2nd Half: 10-13							76.9%	Game: 80.0%			2,1		

HOME TEAM: Cincinnati 9-8 (0-4 BE)

#	Player	tot-fg		3-pt		rebounds			pf	tp	a	to	blk	s	min				
		fg	fga	fg	fga	ft	fta	of de											
11	TURNER, Tiffany	f	2	5	0	0	1	3	1	4	5	2	5	1	1	0	1	23	
05	CHISHOLM, Chanel	g	2	10	0	1	3	6	2	3	5	3	7	0	5	1	3	34	
10	COOK, Kayla	g	1	2	1	2	0	0	1	1	2	1	3	2	0	0	1	21	
20	REAVES, Bionee	g	3	11	2	4	0	0	0	1	1	4	8	1	2	0	1	30	
31	HOLLINS, Dayeesha	g	6	11	0	0	2	4	1	3	4	14	4	7	0	1	1	38	
12	LOVETT, Alysha	g	2	6	0	1	2	2	0	0	0	2	6	2	2	1	0	29	
23	BANKS, Lashay	g	1	2	0	0	0	0	0	2	2	0	2	0	1	0	0	3	
25	JAMISON, Chelsea	g	0	0	0	0	0	0	0	0	0	0	0	0	0	0	0	1	
33	RANDOLPH, Jeanise	g	2	3	0	0	1	1	2	3	0	5	1	1	1	1	0	20	
40	HAMILTON, Talequia	g	0	0	0	0	0	0	0	0	0	0	0	0	0	0	0	1	
TEAM																			
Totals.....			19	50		3	8	9	16	11	19	30	16	50	11	22	3	7	200
TOTAL FG%		1st Half: 9-23			39.1%	2nd Half: 10-27							37.0%	Game: 38.0%			DEADBALL		
3-Pt. FG%		1st Half: 0-4			0.0%	2nd Half: 3-4							75.0%	Game: 37.5%			REBOUNDS		
F Throw %		1st Half: 3-6			50.0%	2nd Half: 6-10							60.0%	Game: 56.3%			3,1		

Officials: Bonita Spence, Bob Trammell, Bruce Morris. Technical fouls: Notre Dame-None. CIN-None. Attendance: 2906

Score by Periods	1st	2nd	Total
Notre Dame	42	34	76
Cincinnati	21	29	50

**Game 18: CINCINNATI vs. NOTRE DAME**

**FINAL STATISTICS ▶ 1/19/12 ▶ at Gampel Pavilion (Storrs, Conn.)**

► Dayeesha Hollins scored a game-high 18 points, including 15 first-half points, but it wasn't enough as the University of Cincinnati women's basketball team was defeated by No. 3 Connecticut, 80-37, on Thursday evening at Gampel Pavilion.  
 ► The Huskies started on a 7-0 run, but the Bearcats weren't far behind, as Hollins single-handedly made a four-point game, 17-13, after scoring all 13 of UC's first points midway through the first half. UConn made back-to-back 3-pointers to make it 34-19 and UC didn't make any shots in the final four minutes as the Huskies closed out the half on an 8-0 run to settle the 42-19 score at the break.  
 ► The Huskies and Bearcats exchanged 3-balls to start the second half, but UConn came out in full force and continued to build its lead while limiting UC and Hollins' scoring. It held a 64-32 lead with 8:18 remaining and didn't allow another Bearcat basket for the next six minutes.  
 ► Connecticut ended the game with its largest lead, 80-37.

VISITORS: Cincinnati 9-9, 0-5 BE

#	Player	tot-fg		3-pt		rebounds			pf	tp	a	to	blk	s	min				
		fg	fga	fg	fga	ft	fta	of de											
05	CHISHOLM, Chanel	f	4	7	0	0	1	3	1	2	3	1	9	0	7	0	4	40	
11	TURNER, Tiffany	f	0	3	0	0	0	0	0	3	3	2	0	0	3	0	0	26	
10	COOK, Kayla	g	0	4	0	2	0	0	0	0	0	1	0	0	0	0	0	15	
20	REAVES, Bionee	g	2	6	1	4	1	1	0	3	3	1	6	1	4	0	1	35	
31	HOLLINS, Dayeesha	g	7	14	2	3	2	5	2	2	4	2	18	1	2	0	2	37	
12	LOVETT, Alysha	g	1	6	0	4	0	2	0	1	1	2	2	0	5	0	3	25	
23	BANKS, Lashay	g	0	0	0	0	1	2	0	2	0	1	0	1	0	0	0	6	
25	JAMISON, Chelsea	g	0	0	0	0	0	0	0	0	0	1	0	0	0	0	0	2	
33	RANDOLPH, Jeanise	g	0	4	0	0	1	2	2	3	1	1	1	1	1	0	1	12	
40	HAMILTON, Talequia	g	0	0	0	0	0	1	2	4	0	0	0	0	0	0	0	2	
TEAM																			
Totals.....			14	44		3	13	6	15	9	15	24	11	37	3	25	0	11	200
TOTAL FG%		1st Half: 7-21			33.3%	2nd Half: 7-23							30.4%	Game: 31.8%			DEADBALL		
3-Pt. FG%		1st Half: 2-7			28.6%	2nd Half: 1-6							16.7%	Game: 23.1%			REBOUNDS		
F Throw %		1st Half: 3-4			75.0%	2nd Half: 3-11							27.3%	Game: 40.0%			5		

HOME TEAM: Connecticut 16-2, 5-1 BE

#	Player	tot-fg		3-pt		rebounds			pf	tp	a	to	blk	s	min				
		fg	fga	fg	fga	ft	fta	of de											
31	DOLSON, Stefanie	c	7	10	0	0	0	5	3	8	0	14	2	0	0	1	0	19	
03	HAYES, Tiffany	g	7	10	1	3	2	3	3	4	7	4	17	2	3	0	4	30	
05	DOTY, Caroline	g	2	3	1	1	2	3	0	0	0	0	7	2	2	0	1	24	
14	HARTLEY, Bria	g	2	6	2	5	0	0	0	3	3	3	6	4	3	1	3	27	
34	FARIS, Kelly	g	3	5	2	4	0	0	1	6	7	2	8	4	4	0	2	26	
12	ENGELN, Lauren	g	1	2	0	0	0	0	1	0	1	1	2	0	0	0	0	10	
13	BANKS, Brianna	g	2	4	0	2	0	0	0	1	1	0	4	2	1	0	0	18	
23	MOSQUEDA-LEWIS, K.	g	4	15	2	5	0	0	4	3	7	1	10	1	0	1	0	22	
25	JOHNSON, Michala	g	1	2	0	0	0	1	2	0	0	3	0	0	0	0	2	6	
32	BUCK, Heather	g	1	1	0	0	0	1	1	2	1	2	0	0	1	1	0	6	
41	STOKES, Kiah	g	3	5	0	0	1	1	3	4	4	7	0	2	0	1	0	12	
TEAM																			
Totals.....			33	63		8	20	6	9	17	25	42	16	80	17	16	4	13	200
TOTAL FG%		1st Half: 17-34			50.0%	2nd Half: 16-29							55.2%	Game: 52.4%			DEADBALL		
3-Pt. FG%		1st Half: 4-8			50.0%	2nd Half: 4-12							33.3%	Game: 40.0%			REBOUNDS		
F Throw %		1st Half: 4-4			100%	2nd Half: 2-5							40.0%	Game: 66.7%			1		

Officials: Joseph Vasziy, Janice Aliberti, Joanne Aldrich. Technical fouls: CIN-None. UConn-None. Attendance: 6317

Score by Periods	1st	2nd	Total
Cincinnati	19	18	37
UConn	42	38	80

**Game 19: ST. JOHN'S vs. CINCINNATI**

**FINAL STATISTICS ▶ 1/21/12 ▶ at Fifth Third Arena (Cincinnati, Ohio)**

► The Bearcats were led by Jeanise Randolph (Calumet City, Ill./Thornton Fractional North), who tied her season-high in points (10) and rebounds (7) before fouling out with 3:13 left in the game.  
 ► St. John's 51 points were the fewest the Bearcats have allowed in the league this season.  
 ► Cincinnati got off to a sluggish start and was unable to score its first basket until the 12:51 mark. The Bearcats committed nine turnovers in the first 12 minutes of play, allowing St. John's to take the 17-9 lead with 8:14 remaining. The Red Storm increased its lead to double-figures, 21-11, after a Eugenia McPherson 3-pointer with less than four minutes remaining...  
 ► Cincinnati's 34 points were the fewest it has scored this season and its 25 turnovers tied a season-high. It shot just 32 percent (13-41), including a season-low 18 percent (2-11) from 3-point range.

VISITORS: St. John's 13-7, 5-2 BE

#	Player	tot-fg		3-pt		rebounds			pf	tp	a	to	blk	s	min	
		fg	fga	fg	fga	ft	fta	of de								
03	STEVENS, Da'Shena	f	4	7	0	0	2	2	2	8	10	3	10	1	1	0

**Game 21: CINCINNATI vs. SYRACUSE**

**FINAL STATISTICS ▶ 1/28/12 ▶ at Carrier Dome (Syracuse, N.Y.)**

- ▶ Senior guard Bjonae Reeves hit a jumper with five seconds remaining to give the University of Cincinnati women's basketball team its first BIG EAST win against the Syracuse Orange, 55-54.
- ▶ With the win, head coach Jamelle Elliott is 2-0 in games played at the Dome.
- ▶ Kayla Cook paced four Bearcats in double-figures with 14 points on 5-of-9 shooting, including 4-of-8 from the arc. Dayeesha Hollins and Reeves contributed 12 and 11 points, respectively.
- ▶ Jeanise Randolph recorded a double-double with 11 points to go along with 13 rebounds. It was Randolph's first double-double since Feb. 19, 2011 when she registered 10 points and 11 rebounds against Providence.
- ▶ After UC found itself down by one, 54-53, with 1:13 to go, Reeves made a steal in front of the Bearcats' bench with 27 seconds to go, allowing Elliott to call a timeout. After the regroup, Reeves kept the ball and nailed the jumper, while Syracuse was left with no timeouts as time expired.

VISITORS: Cincinnati 10-11 (1-7 BE)		tot-fg		3-pt		rebounds												
#	Player	fg	fga	fg	fga	ft	fta	of	de	tot	pf	tp	a	to	blk	s	min	
11	TURNER, Tiffany	f	2	2	0	0	0	0	1	2	3	1	4	2	3	1	0	20
20	REEVES, Bjonae	f	4	11	1	6	2	2	2	1	3	2	11	2	4	0	4	32
31	HOLLINS, Dayeesha	f	5	12	0	5	2	2	0	1	1	5	12	4	3	0	1	25
05	CHISHOLM, Chanel	g	0	3	0	0	1	2	2	0	2	2	1	3	1	0	3	34
10	COOK, Kayla	g	5	9	4	8	0	0	0	2	2	0	14	1	2	0	2	36
12	LOVETT, Alysha	g	0	6	0	4	2	2	1	0	1	0	2	0	0	0	1	22
33	RANDOLPH, Jeanise	g	5	11	0	0	1	4	9	13	3	11	0	2	1	1	31	
TEAM																		
Totals.....		21	54	5	23	8	12	14	17	31	13	55	12	17	2	12	200	

TOTAL FG%	1st Half: 10-27	37.0%	2nd Half: 11-27	40.7%	Game: 38.9%	DEADBALL	
3-Pt. FG%	1st Half: 1-7	14.3%	2nd Half: 4-16	25.0%	Game: 21.7%	REBOUNDS	
F Throw %	1st Half: 6-10	60.0%	2nd Half: 2-2	100%	Game: 66.7%	5	

HOME TEAM: Syracuse 13-9 (2-6 BE)		tot-fg		3-pt		rebounds												
#	Player	fg	fga	fg	fga	ft	fta	of	de	tot	pf	tp	a	to	blk	s	min	
02	HALL, Elashier	f	2	8	0	3	1	2	1	1	2	4	5	7	0	2	34	
43	HEMINGWAY, Isasia	f	5	12	0	0	2	4	5	2	7	2	12	3	3	1	36	
44	TYSON-THOMAS, Carmen	f	4	18	0	4	0	0	4	3	7	1	8	3	2	0	37	
40	ALEXANDER, Kayla	c	5	9	0	0	1	2	5	0	5	3	11	1	2	2	0	16
04	COFFEY, Rachel	g	0	1	0	0	0	0	0	0	0	1	0	0	1	0	14	
04	TAFT, La'Shay	g	1	2	0	1	0	0	0	1	0	2	2	1	1	0	0	15
05	WILLIAMS, Shaneae	g	0	0	0	0	0	0	0	0	0	0	0	0	0	0	0	3
33	BULLARD, Phylsha	g	3	5	0	0	2	2	4	3	7	1	8	2	0	0	0	21
34	LEARY, Shakeya	g	4	9	0	0	0	0	1	6	7	1	8	2	1	1	2	24
TEAM																		
Totals.....		24	64	0	9	6	10	26	18	44	15	54	15	19	4	10	200	

TOTAL FG%	1st Half: 11-32	34.4%	2nd Half: 13-32	40.6%	Game: 37.5%	DEADBALL	
3-Pt. FG%	1st Half: 0-7	0.0%	2nd Half: 0-2	0.0%	Game: 0.0%	REBOUNDS	
F Throw %	1st Half: 0-2	0.0%	2nd Half: 6-8	75.0%	Game: 60.0%	1	

Officials: Dennis DeMayo, Kevin Pethelt, Fatou Cissoko. Technical fouls: CIN-None. Syracuse-None. Attendance: 817  
 Score by Periods  
 Cincinnati 27 28 55  
 Syracuse 22 32 54

**Game 22: CINCINNATI vs. MARQUETTE**

**FINAL STATISTICS ▶ 2/1/12 ▶ at Al McGuire Center (Milwaukee, Wis.)**

- ▶ Sophomore guard Dayeesha Hollins led the University of Cincinnati women's basketball team to a 64-52 victory against Marquette on Wednesday night at the Al McGuire Center. Hollins scored 22 points for her fourth 20-plus point game of the season.
- ▶ Bjonae Reeves scored 18 points as she and Hollins combined for more than half of the team's points.
- ▶ Despite shooting only 30 percent (10-33) in the first half, the Bearcats shot a season-best 57 percent (12-21) in the second half.
- ▶ UC got help from its 44 percent (7-16) 3-point shooting and held MU to just eight percent shooting (1-12) from behind the arc.
- ▶ Cincinnati's 64 points was the most it has scored against a BIG EAST Conference opponent this season and was its biggest offensive output since it defeated Virginia Tech, 66-55, on Dec. 28, 2011.

VISITORS: Cincinnati 11-11 (2-7 BE)		tot-fg		3-pt		rebounds												
#	Player	fg	fga	fg	fga	ft	fta	of	de	tot	pf	tp	a	to	blk	s	min	
11	TURNER, Tiffany	f	1	4	0	0	1	2	0	6	1	3	0	1	0	1	25	
05	CHISHOLM, Chanel	g	2	8	0	0	5	8	3	2	5	4	9	1	0	0	23	
10	COOK, Kayla	g	2	5	1	3	0	1	3	3	6	2	5	3	1	0	30	
20	REEVES, Bjonae	g	7	13	4	7	0	1	1	1	2	0	18	1	4	0	2	39
31	HOLLINS, Dayeesha	g	7	17	2	4	6	8	1	1	2	2	22	4	4	0	1	39
12	LOVETT, Alysha	g	0	2	0	2	0	0	0	1	1	0	0	0	0	0	1	12
23	BANKS, Lashay	g	0	0	0	0	1	2	0	0	0	1	1	0	0	0	0	3
33	RANDOLPH, Jeanise	g	3	5	0	0	0	3	6	9	3	6	1	1	0	2	29	
TEAM																		
Totals.....		22	54	7	16	13	22	13	20	33	13	64	11	13	0	11	200	

TOTAL FG%	1st Half: 10-33	30.3%	2nd Half: 12-21	57.1%	Game: 40.7%	DEADBALL	
3-Pt. FG%	1st Half: 4-12	33.3%	2nd Half: 3-4	75.0%	Game: 43.8%	REBOUNDS	
F Throw %	1st Half: 5-6	83.3%	2nd Half: 8-16	50.0%	Game: 59.1%	4,2	

HOME TEAM: Marquette 12-10 (3-6 BE)		tot-fg		3-pt		rebounds												
#	Player	fg	fga	fg	fga	ft	fta	of	de	tot	pf	tp	a	to	blk	s	min	
21	PLOUFFE, Katherine	f	6	11	0	0	1	2	7	6	13	4	13	2	2	1	0	34
20	OJULLI, Apiew	c	4	8	0	0	0	1	3	3	6	1	8	0	1	0	0	26
04	MORSE, Arlesia	g	5	14	1	6	1	1	0	3	3	2	12	2	1	0	0	34
05	YOUNG, Katie	g	0	3	0	2	0	0	0	1	1	1	0	0	3	0	1	13
24	MINIX, Gabi	g	1	4	0	2	2	3	1	1	2	3	4	7	4	0	3	38
34	BUTLER, Chelsie	g	0	4	0	0	2	2	1	1	2	1	2	0	3	1	1	11
35	BIGICA, Cristina	g	0	1	0	0	4	4	1	2	3	2	4	0	1	0	1	22
42	SIMMONS, Sarina	g	3	9	0	2	3	3	0	2	4	2	9	0	3	1	1	22
TEAM																		
Totals.....		19	54	1	12	13	16	15	23	38	16	52	11	18	3	7	200	

TOTAL FG%	1st Half: 10-25	40.0%	2nd Half: 9-29	31.0%	Game: 35.2%	DEADBALL	
3-Pt. FG%	1st Half: 1-4	25.0%	2nd Half: 0-8	0.0%	Game: 8.3%	REBOUNDS	
F Throw %	1st Half: 3-3	100%	2nd Half: 10-13	76.9%	Game: 81.3%	1,1	

Officials: Barbara Jo Smith, Felicia Grinter, Bruce Morris. Technical fouls: CIN-None. Marquette-None. Attendance: 1352  
 Score by Periods  
 Cincinnati 29 35 64  
 Marquette 24 28 52

**Game 23: GEORGETOWN vs. CINCINNATI**

**FINAL STATISTICS ▶ 2/4/12 ▶ at Fifth Third Arena (Cincinnati, Ohio)**

- ▶ The University of Cincinnati women's basketball team erased seven double-digit deficits and came within six of No. 17/15 Georgetown in the final minute, but it wasn't enough as UC was defeated by the Hoyas, 65-54.
- ▶ Leading the way for the Bearcats was senior guard Bjonae Reeves, behind a career-high tying five 3-pointers, and Dayeesha Hollins with 17 points each. Kayla Cook pitched in 10 points.
- ▶ Cincinnati kept it close one for the first five minutes, knotting it at 9-9 with 14:52 left, but then Georgetown went on a 10-0 run for its first double-digit lead of the afternoon.
- ▶ The momentum shifted in UC's favor as it was able to close in on Georgetown via a 14-3 run to make it 29-25 at the half.
- ▶ The Bearcats came within four, 34-30, on a Reeves' 3-pointer with 17:30 left in the game, but Georgetown stepped up and made the next six to regain its double-digit lead, 40-30, at the 12:30 mark.
- ▶ GU built its advantage back up to 15, 53-43, while the Bearcats came within reach one more time, 60-54, but the Hoyas made all its remaining free-throws to settle the final score.

VISITORS: Georgetown 18-5 (7-3 BE)		tot-fg		3-pt		rebounds												
#	Player	fg	fga	fg	fga	ft	fta	of	de	tot	pf	tp	a	to	blk	s	min	
02	MAGEE, Tia	**	4	12	1	2	9	10	2	3	5	2	18	0	0	0	4	30
03	WRIGHT, Rubylee	**	4	7	2	2	0	0	0	7	7	4	10	2	3	0	2	30
05	CRAWFORD, Adria	**	0	3	0	0	2	4	5	3	8	2	2	1	1	2	0	28
13	WILSON, Sydney	**	0	1	0	0	0	2	0	0	0	2	0	0	2	0	0	7
14	RODGERS, Sugar	**	5	13	1	4	8	10	3	4	2	2	19	3	4	0	2	28
10	BROWN, Taylor	**	4	4	2	2	0	0	2	2	4	2	10	1	4	0	1	21
11	WHITE, Andrea	**	0	0	0	0	0	0	0	0	0	0	0	0	1	0	0	4
12	MCBRIDE, Tommacina	**	1	4	0	0	0	0	0	1	1	3	2	1	1	0	0	17
15	WILLIAMS, Morgan	**	1	2	0	1	0	0	0	1	1	0	2	1	1	0	1	10
24	REESE, Amanda	**	1	0	0	0	0	0	0	0	0	1	0	0	0	0	0	11
32	ROCHE, Alexa	**	1	3	0	0	0	0	0	1	0	1	2	0	1	0	1	9
42	MOORE, Vanessa	**	0	0	0	0	0	0	0	0	0	0	0	0	1	0	0	5
TEAM																		
Totals.....		20	50	6	11	19	26	13	25	38	19	65	9	20	2	11	200	

TOTAL FG%	1st Half: 11-27	40.7%	2nd Half: 9-23	39.1%	Game: 40.0%	DEADBALL	
3-Pt. FG%	1st Half: 4-6	66.7%	2nd Half: 2-5	40.0%	Game: 54.5%	REBOUNDS	
F Throw %	1st Half: 3-4	75.0%	2nd Half: 16-22	72.7%	Game: 73.1%	2	

HOME TEAM: Cincinnati 11-12 (2-8 BE)		tot-fg		3-pt		rebounds									
#	Player	fg	fga	fg	fga	ft	fta	of	de	tot					

**Game 25: PITTSBURGH vs. CINCINNATI**

**FINAL STATISTICS ▶ 2/11/12 ▶ at Fifth Third Arena (Cincinnati, Ohio)**

- ▶ The University of Cincinnati women's basketball team defeated Pittsburgh, 62-57, to improve to 13-12, giving UC its most wins under head coach Jamelle Elliott.
- ▶ It marked Cincinnati's first BIG EAST Conference home win of the season and first time it has beat Pitt since March 16, 2000.
- ▶ Bjonee Reaves, Chanel Chisholm and Dayeesha Hollins led the Bearcats in double-figures. Reaves had a game-high 19 points, while Chisholm recorded her second-straight double-digit game with 14 points. Hollins finished with 15 points and a team-high eight rebounds.
- ▶ Pittsburgh recorded 10 first-half fouls, as half of Cincinnati's first 14 points came from the free throw line. The visitors held the lead for the majority of the first half, but UC regained its lead off a Reaves 3-pointer to make it 26-25 with 2:42 remaining. It held the Panthers scoreless for the final 3:23 of the half, while going on a 6-0 run to hold the 28-25 lead at the break.
- ▶ Pitt knotted it up one more time, but UC pulled ahead by six, 57-51 with less than three minutes remaining. The Panthers cut it to a two possession game, but Hollins made a steal with 1:50 left to all but seal the victory.

**VISITORS: Pittsburgh 8-16 (0-11 BE)**

##	Player	tot-fg		3-pt		rebounds			pf	tp	a	to	blk	s	min			
		fg	fga	fg	fga	ft	fta	of de								tot		
33	DUNN, Kyra	f	1	2	0	0	2	2	3	3	6	5	4	1	3	1	0	26
42	BURDGESS, Leeza	c	5	10	0	0	0	0	7	9	16	1	10	1	3	2	0	36
03	KIESEL, Brianna	g	6	19	0	2	1	1	1	4	5	3	13	5	4	0	2	40
13	DAVIS, Marquel	g	6	12	0	0	1	1	0	1	1	5	13	2	3	2	0	27
23	ANDERSON, Ashlee	g	5	15	1	4	4	4	1	2	3	5	15	0	5	1	2	27
12	DOWD, Abby	0	3	0	0	3	0	0	0	1	1	1	0	0	0	0	1	27
31	PORTER, TiAnna	1	2	0	0	0	0	0	0	1	1	0	2	0	0	0	0	7
34	GOLDEN, Chyna	0	0	0	0	0	0	0	2	2	4	2	0	0	0	1	0	10
TEAM									4	2	6							
Totals.....			24	63	1	9	8	8	18	25	43	22	57	9	18	7	5	200

TOTAL FG%	1st Half: 11-32	34.4%	2nd Half: 13-31	41.9%	Game: 38.1%	DEADBALL
3-Pt. FG%	1st Half: 0-4	0.0%	2nd Half: 1-5	20.0%	Game: 11.1%	REBOUNDS
F Throw %	1st Half: 3-3	100%	2nd Half: 5-5	100%	Game: 100%	0,1

**HOME TEAM: Cincinnati 13-12 (4-8 BE)**

##	Player	tot-fg		3-pt		rebounds			pf	tp	a	to	blk	s	min			
		fg	fga	fg	fga	ft	fta	of de								tot		
11	TURNER, Tiffany	f	0	3	0	0	1	2	1	4	5	1	1	0	2	2	2	19
05	CHISHOLM, Chanel	g	3	6	1	1	7	10	2	1	3	2	14	0	3	1	2	32
10	COOK, Kayla	g	1	6	1	6	2	2	0	0	0	1	5	0	1	0	2	28
20	REAVES, Bjonee	g	6	15	3	8	4	6	0	2	2	2	19	2	1	0	2	40
31	HOLLINS, Dayeesha	g	5	13	0	4	5	6	4	4	8	3	15	3	1	1	4	39
12	LOVETT, Alysha	0	1	0	0	0	2	0	0	0	0	0	0	1	0	0	0	10
23	BANKS, Lashay	0	0	0	0	0	0	0	0	0	0	0	0	0	0	0	0	3
33	RANDOLPH, Jeanise	4	6	0	0	0	0	2	8	10	2	8	0	5	2	0	29	
TEAM									3	1	4							
Totals.....			19	50	5	19	19	28	12	20	32	11	62	6	13	6	12	200

TOTAL FG%	1st Half: 8-29	27.6%	2nd Half: 11-21	52.4%	Game: 38.0%	DEADBALL
3-Pt. FG%	1st Half: 2-11	18.2%	2nd Half: 3-8	37.5%	Game: 26.3%	REBOUNDS
F Throw %	1st Half: 10-12	83.3%	2nd Half: 9-16	56.3%	Game: 67.9%	2,1

Officials: Bryan Enterline, Rachelle Jones, Luis Gonzalez. Technical fouls: PITT-None. CIN-None. Attendance: 1325

Score by Periods	1st	2nd	Total
Pittsburgh	25	32	57
Cincinnati	28	34	62

SEASON BOX SCORE

OVERALL RECORD: 13-12 (Home: 6-6, Away: 4-6, Neutral: 3-0)  
 BIG EAST: 4-8 (Home: 1-5, Away: 3-3)

No.	Player	GP	GS	Min	TOTAL			3-PTS			REBOUNDS															
					Avg	FG	FGA	Pct	3FG	FGA	Pct	FT	FTA	Pct	Off	Def	Tot	Avg	PF	FO	A	TO	Blk	Stl	Pts	Avg
31	HOLLINS, Dayeesha	23	23	803	34.9	124	287	.432	20	63	.317	68	99	.687	33	59	92	4.0	51	1	82	76	2	47	336	14.6
20	REAVES, Bjonée	25	24	859	34.4	110	307	.358	62	184	.333	47	61	.770	17	72	89	3.6	55	2	67	77	3	45	329	13.2
05	CHISHOLM, Chanel	25	25	825	33.0	83	186	.446	6	18	.333	49	79	.620	58	86	144	5.8	56	1	49	72	23	41	221	8.8
11	TURNER, Tiffany	25	25	672	26.9	74	148	.500	0	0	.000	21	31	.677	52	99	151	6.0	53	1	16	37	29	27	169	6.8
10	COOK, Kayla	25	25	784	31.4	59	174	.339	40	129	.310	10	18	.556	20	64	84	3.4	46	1	42	35	4	24	168	6.7
33	RANDOLPH, Jeanise	14	1	289	20.6	36	67	.537	0	0	.000	6	22	.273	20	54	74	5.3	37	1	3	23	15	11	78	5.6
12	LOVETT, Alyesha	24	2	481	20.0	31	110	.282	10	44	.227	13	19	.684	13	25	38	1.6	27	0	20	36	4	26	85	3.5
04	DUNN, Leshia	13	0	69	5.3	10	23	.435	0	0	.000	3	9	.333	9	10	19	1.5	6	0	1	10	8	0	23	1.8
32	DANIEL, Else	4	0	28	7.0	1	4	.250	0	0	.000	2	2	1.000	2	4	6	1.5	2	0	0	4	0	0	4	1.0
40	HAMILTON, Talequia	13	0	60	4.6	3	9	.333	0	1	.000	0	2	.000	5	7	12	0.9	4	0	0	4	4	1	6	0.5
23	BANKS, Lashay	18	0	95	5.3	2	15	.133	0	3	.000	4	8	.500	7	11	18	1.0	9	0	1	13	0	3	8	0.4
25	JAMISON, Chelsea	8	0	35	4.4	1	2	.500	0	0	.000	1	2	.500	3	4	7	0.9	5	0	3	2	0	0	3	0.4
TM	TEAM.....														47	52	99	4.0	0			19			0	
	Total.....	25				534	1332	.401	138	442	.312	224	352	.636	286	547	833	33.3	351	7	284	408	92	225	1430	57.2
	Opponents.....	25				510	1355	.376	96	348	.276	286	369	.775	335	561	896	35.8	368	-	268	414	94	182	1402	56.1

SCORE BY PERIODS	1st	2nd	OT	Total
Cincinnati	675	755		1430
Opponents	617	785		1402

CONFERENCE ONLY BOX SCORE

No.	Player	GP	GS	Min	TOTAL			3-PTS			REBOUNDS															
					Avg	FG	FGA	Pct	3FG	FGA	Pct	FT	FTA	Pct	Off	Def	Tot	Avg	PF	FO	A	TO	Blk	Stl	Pts	Avg
31	HOLLINS, Dayeesha	12	12	432	36.0	67	170	.394	12	42	.286	32	46	.696	16	26	42	3.5	29	1	37	47	1	20	178	14.8
20	REAVES, Bjonée	12	11	432	36.0	49	140	.350	27	87	.310	26	34	.765	6	27	33	2.8	26	0	22	35	1	22	151	12.6
05	CHISHOLM, Chanel	12	12	405	33.8	33	73	.452	1	6	.167	25	43	.581	27	35	62	5.2	31	1	15	39	10	24	92	7.7
33	RANDOLPH, Jeanise	11	1	240	21.8	28	55	.509	0	0	.000	6	18	.333	17	43	60	5.5	29	1	3	19	10	7	62	5.6
10	COOK, Kayla	12	12	343	28.6	19	65	.292	15	51	.294	3	5	.600	13	31	44	3.7	19	0	19	17	0	13	56	4.7
11	TURNER, Tiffany	12	12	293	24.4	25	51	.490	0	0	.000	5	11	.455	16	36	52	4.3	22	0	6	20	8	10	55	4.6
12	LOVETT, Alyesha	12	0	222	18.5	11	48	.229	4	26	.154	6	12	.500	2	9	11	0.9	10	0	7	17	1	11	32	2.7
23	BANKS, Lashay	7	0	22	3.1	1	2	.500	0	0	.000	2	4	.500	2	3	5	0.7	1	0	1	2	0	0	4	0.6
40	HAMILTON, Talequia	4	0	5	1.3	0	1	.000	0	0	.000	0	0	.000	0	1	1	0.3	0	0	0	0	0	0	0	0.0
25	JAMISON, Chelsea	2	0	3	1.5	0	0	.000	0	0	.000	0	0	.000	0	0	0	0.0	1	0	0	0	0	0	0	0.0
04	DUNN, Leshia	1	0	3	3.0	0	0	.000	0	0	.000	0	0	.000	0	0	0	0.0	0	0	0	1	0	0	0	0.0
TM	TEAM.....														23	27	50	4.2	0			15			0	
	Total.....	12				233	605	.385	59	212	.278	105	173	.607	122	238	360	30.0	168	3	110	212	31	107	630	52.5
	Opponents.....	12				271	657	.412	48	157	.306	143	185	.773	166	281	447	37.2	186	-	143	194	47	98	733	61.1

SCORE BY PERIODS	1st	2nd	OT	Total
Cincinnati	274	356		630
Opponents	354	379		733

SEASON SUPERLATIVES

Individual

Category	Cincinnati High	Opponent High
Points Scored	26, Dayeesha Hollins, vs. Virginia Tech (12/28/11)	23, Courtney Osborn, Miami (12/17/11)
Field Goals Made	8, Chanel Chisholm, vs. IPFW (11/11/11) 8, Dayeesha Hollins, vs. IPFW (11/11/11) 8, Bjonee Reaves, vs. Dayton (11/16/11) 8, Dayeesha Hollins, vs. Chattanooga (11/25/11) 8, Bjonee Reaves, at Miami (12/17/11) 8, Chanel Chisholm, vs. Longwood (12/22/11) 8, Dayeesha Hollins, vs. USF (1/3/12) 8, Dayeesha Hollins, at Villanova (1/24/12) 8, Chanel Chisholm, at Providence (2/7/12)	8, Anne Boese, IPFW (11/11/11) 8, Tyeasha Moss, Xavier (12/4/11) 8, Devereaux Peters, Notre Dame (1/14/12)
Field Goals Attempted	23, Bjonee Reaves, at Miami (12/17/11)	19, Anne Boese, IPFW (11/11/11)
Field-Goal Pct. (min. 5 made)	.888, Chanel Chisholm, vs. IPFW (11/11/11)	.833, Monique Oliver, Rutgers (1/7/12)
3-Point Field Goals Made	6, Kayla Cook, vs. Morgan State (12/1/11)	4, Anne Boese, IPFW (11/11/11) 4, Shoni Shimmel, Louisville (12/14/11) 4, Lauren Burford, Villanova (1/24/12)
3-Point Field Goals Attempted	14, Bjonee Reaves, at Miami (12/17/11) 14, Bjonee Reaves, at Rutgers (1/7/12) 14, Bjonee Reaves, vs. Georgetown (2/4/12)	11, Shoni Shimmel, Louisville (12/14/11)
3-Point Field Goal Pct. (min. 2 made)	1.000 (3-3), Dayeesha Hollins, vs. Chattanooga (11/25/11) 1.000 (2-2), Dayeesha Hollins, vs. Virginia Tech (12/28/11)	.500 (3-6), Dekeisha Mathis, Morgan State (12/1/11) .500 (2-4), Bria Hartley, Connecticut (1/19/12)
Free Throws Made	10, Dayeesha Hollins, vs. Virginia Tech (12/28/11)	11, Shatyra Hawkes, Xavier (12/4/11)
Free Throws Attempted	11, Dayeesha Hollins, vs. Virginia Tech (12/28/11)	12, Shatyra Hawkes, Xavier (12/4/11)
Free Throw Pct. (min. 5 made)	1.000, eight times	1.000, five times
Total Rebounds	13, Chanel Chisholm, vs. IPFW (11/11/11)	16, Kirsten Olowinski, Miami (12/17/11) 16, Leeza Burdgress, Pittsburgh (2/11/12)
Assists	9, Bjonee Reaves, at Miami (12/17/11)	11, Skylar Diggins, Notre Dame (1/14/12)
Blocked Shots	4, Jeanise Randolph, vs. St. John's (1/21/12)	3, Akila McDonald, USF (01/03/12) 3, Natalie Achonwa, Notre Dame (1/14/12)
Steals	5, Dayeesha Hollins, vs. Dayton (11/16/11) 5, Dayeesha Hollins, vs. Georgetown (2/4/12)	5, Carmen Tyson-Thomas, Syracuse (1/28/12)
Minutes Played	40, eight times	40, Shatyra Hawkes, Xavier (12/4/11) 40, Brianna Kiesel, Pittsburgh (2/11/12)

Category	Cincinnati High	Cincinnati Low	Opponent High	Opponent Low
Points Scored	75, vs. Dayton (11/16/11)	34, vs. St. John's (1/21/12)	80, Connecticut (1/19/12)	22, South Dakota State (11/24/11)
FGs Made	30, vs. IPFW (11/11/11)	13, vs. St. John's (1/21/12)	33, Connecticut (1/19/12)	10, South Dakota State (11/24/11)
FGA	65, vs. Morgan State (12/1/11)	41, vs. St. John's (1/21/12)	64, Syracuse (1/28/12)	45, Rutgers (1/7/12)
FG Pct.	.537 (29-54), vs. Dayton (11/16/11)	.305 (18-59), vs. Indianapolis (12/19/11)	.524 (33-63), Connecticut (1/19/12)	.217 (10-46), South Dakota State (11/24/11)
3-Pt. FGs Made	10, at Miami (12/17/11)	2, vs. St. John's (1/21/12) 2, at Providence (2/7/12)	10, Villanova (1/24/12)	0, Syracuse (1/28/12)
3-Pt. FGA	31, at Rutgers (1/7/12)	4, at Marshall (12/10/11)	23, Villanova (1/24/12)	7, Marshall (12/10/11) 7, St. John's (1/21/12)
3-Pt. FG Pct.	.600 (9-15), vs. Evansville (11/18/11)	.182 (2-11), vs. St. John's (1/21/12) .182 (2-11), at Providence (2/7/12)	.545 (6-11), Georgetown (2/4/12)	.000 (0-9), Syracuse (1/28/12)
FT Made	19, at Virginia Tech (12/28/11) 19, vs. Pittsburgh (2/11/12)	3, vs. South Dakota State (11/24/11) 3, vs. Indianapolis (12/19/11)	28, Miami (12/17/11)	1, South Dakota State (11/24/11)
FTA	33, at Virginia Tech (12/28/11)	4, vs. Indianapolis (12/19/11)	31, Miami (12/17/11)	5, South Dakota State (11/24/11)
FT Pct.	1.000 (13-13), at Miami (12/17/11)	.400 (6-15), at Connecticut (1/19/12)	1.000 (6-6), Villanova (1/24/12) 1.000 (8-8), Pittsburgh (2/11/12)	.200 (1-5), South Dakota State (11/24/11)
Total Rebs.	51, vs. IPFW (11/11/11)	24, at Connecticut (1/19/12)	44, Miami (12/17/11) 44, Syracuse (1/28/12)	25, Dayton (11/16/11) 25, South Dakota State (11/24/11)
Fouls	24, at Miami (12/17/11)	8, vs. IPFW (11/11/11)	23, Virginia Tech (12/28/11)	6, Evansville (11/18/11) 6, Indianapolis (12/19/11)
Assists	20, vs. Dayton (11/16/11)	3, at Connecticut (1/19/12)	21, Notre Dame (1/14/12)	5, Evansville (11/18/11) 5, South Dakota State (11/24/11)
Turnovers	25, at Connecticut (1/19/12) 25, vs. St. John's (1/21/12)	7, at Xavier (12/4/11)	20, IPFW (11/11/11) 20, South Dakota State (11/24/11) 20, Marshall (12/10/11) 20, Georgetown (2/4/12)	8, Villanova (1/24/12)
Blocks	7, vs. IPFW (11/11/11)	0, at Connecticut (1/19/12) 0, at Marquette (2/1/12)	7, Pittsburgh (2/11/12)	1, Evansville (11/18/11) 1, Villanova (1/24/12)
Steals	16, at Marshall (12/10/11)	3, vs. Notre Dame (1/14/12)	13, IPFW (11/11/11) 13, Connecticut (1/19/12)	0, Evansville (11/18/11)
Pts./Half	45/1st, vs. Dayton (11/16/11)	14/1st, vs. St. John's (1/21/12)	49/2nd, Miami (12/17/11)	4/1st, South Dakota State (11/24/11)
FG Pct./Half	.571 (12-21)/2nd, at Marquette (2/1/12)	.217 (5-23)/1st, at Rutgers (1/7/12)	.600 (15-25)/2nd, Xavier (12/4/11)	.111/1st, South Dakota State (11/24/11)