

2019-20 SCHEDULE/RESULTS

DAY/DATE	OPPONENT	TV	TIME/RESULT
Thurs./Oct. 31	Thomas More (Exhibition)	Bearcats TV	W, 79-36
Wed./Nov. 6	at No. 18 Ohio State	FS1	L, 56-64
Mon./Nov. 11	Drake	FSO/ESPN3	W, 81-59
Thurs./Nov. 14	Alabama A&M	FSO/ESPN3	W, 85-53

PARADISE JAM (ST. THOMAS, U.S. VIRGIN ISLANDS)

Fri./Nov. 22	vs. Illinois State-1	FloHoops	W, 66-65
Sun./Nov. 24	vs. Bowling Green-1	FloHoops	[OT] L, 84-91
Mon./Nov. 25	vs. Valparaiso-1	FloHoops	[OT] W, 81-77

Sat./Nov. 30	UNLV	FSO/ESPN3	[OT] W, 72-65
Tues./Dec. 3	Vermont	CBS Sports Network	7 p.m.
Sat./Dec. 7	at Xavier-2	FS1	5 p.m.
Sat./Dec. 14	Colgate	FSO/ESPN3	7 p.m.
Wed./Dec. 18	Tennessee	ESPN2	7 p.m.

CHICAGO LEGENDS (CHICAGO, ILL.)

Sat./Dec. 21	vs. Iowa-3	Big Ten Network	9 p.m.
--------------	------------	-----------------	--------

Wed./Jan. 1	UConn •	CBS Sports Network	7 p.m.
Sat./Jan. 4	at Tulane •	CBS Sports Network	4 p.m.
Wed./Jan. 8	Tulsa •	ESPN2/ESPNU	7 p.m.
Sat./Jan. 11	at UCF •	ESPN2	Noon
Thurs./Jan. 16	at Memphis •	ESPN	7 p.m.
Sun./Jan. 19	ECU •	ESPNU	6 p.m.
Wed./Jan. 22	at Temple •	ESPNNews	7 p.m.
Tues./Jan. 28	SMU •	ESPNNews	7 p.m.
Sat./Feb. 1	Houston •	ESPN2	6 p.m.
Thurs./Feb. 6	at Wichita State •	ESPN/ESPN2	7 p.m.
Sun./Feb. 9	at UConn •	CBS Sports Network	Noon
Thurs./Feb. 13	Memphis •	ESPN/ESPN2	7 p.m.
Sun./Feb. 16	at ECU •	CBS Sports Network	Noon
Wed./Feb. 19	UCF •	ESPN2/ESPNU	7 p.m.
Sun./Feb. 23	Wichita State •	ESPN	1 p.m.
Sun./Mar. 1	at Houston •	ESPN	1 p.m.
Tues./Mar. 3	at USF •	ESPNU	7 p.m.
Sat./Mar. 7	Temple •	CBS Sports Network	8 p.m.

AMERICAN CHAMPIONSHIP (FORT WORTH, TEXAS)

Thurs.-Sun./ Mar. 12-15	TBA-4	ESPN Networks	TBA
----------------------------	-------	---------------	-----

NCAA CHAMPIONSHIP

Tues.-Wed./ Mar. 17-18	First Four-5	Turner	TBA
Thurs.-Sun./ Mar. 19-22	First & Second Rounds-6	CBS/Turner	TBA
Thurs.-Sun./ Mar. 26-29	Regional Semifinals & Finals-7	CBS/Turner	TBA
Sat.-Mon./ Apr. 4-6	Final Four & Championship-8	CBS/Turner	TBA

Notes: All times listed are Eastern and subject to change. Home games are in **boldface**. (*) - Denotes American Athletic Conference game.

Key: 1-Paradise Jam (University of the Virgin Islands' Sports and Fitness Center); 2-Skyline Chili Crosstown Shootout (Cintas Center); 3-Chicago Legends (United Center); 4-American Championship (Dickies Arena); 5-NCAA Championship First Four site: Dayton, Ohio (University of Dayton Arena); 6-NCAA Championship First and Second Round sites: Albany, N.Y. (Times Union Center); Spokane, Wash. (Spokane Veterans Memorial Arena); St. Louis, Mo. (Enterprise Center); Tampa, Fla. (Amalie Arena); Greensboro, N.C. (Greensboro Coliseum); Omaha, Neb. (CenturyLink Center Omaha); Sacramento, Calif. (Golden 1 Center); Cleveland (Quicken Loans Arena); 7-NCAA Championship Regional sites: Indianapolis (Lucas Oil Stadium); Los Angeles, Calif. (STAPLES Center); Houston (Toyota Center); 8-NCAA Championship Final Four site: Atlanta (Mercedes-Benz Superdome).



2 NATIONAL TITLES // 6 FINAL FOURS // 8 ELITE EIGHTS // 10 SWEET SIXTEENS

33 NCAA TOURNAMENTS // 40 CONFERENCE CHAMPIONSHIPS

VERMONT (6-3) AT CINCINNATI (5-2)

TUESDAY, DEC. 3 // 7 P.M. ET // FIFTH THIRD ARENA // CINCINNATI, OHIO

GAME AT A GLANCE

SERIES INFO: First Meeting

COACHES: John Brannen is in his first season at Cincinnati (5-2); sixth season overall (87-54)

John Becker is in his ninth season at Vermont (199-87); ninth season overall at Division I level (199-87)

AP/USA TODAY RANKINGS (DEC. 2): Cincinnati (-/-); Vermont (-/-)

RADIO: 700 WLW; **Dan Hoard** provides play-by-play with color analyst **Terry Nelson**

TV: CBS Sports Network; **Dave Ryan** provides play-by-play with color analyst **Steve Wolf**

JOIN THE CONVERSATION (TWITTER, FACEBOOK & INSTAGRAM): @GoBearcatsMBB or GoBearcatsMBB

CINCINNATI PROBABLE STARTERS

NO.	NAME	POS.	HT.	WT.	CL.-EXP.	HOMETOWN	GP-GS	PPG	RPG	APG	MIN
0	Chris McNeal	G	6-1	190	Gr.-TR	Jackson, Tenn.	7-7	7.1	3.1	2.4	27.9
34	Jarron Cumberland	G	6-5	210	Sr.-3L	Wilmington, Ohio	5-5	15.6	3.2	2.2	29.6
2	Keith Williams	G	6-5	215	Jr.-2L	Brooklyn, N.Y.	7-7	11.3	4.0	1.9	26.6
13	Trevon Scott	F	6-8	225	R-Sr.-3L	Townsend, Ga.	7-7	8.9	9.9	1.7	29.6
33	Chris Vogt	C	7-1	260	Jr.-TR	Mayfield, Ky.	7-7	13.1	7.0	1.3^	27.7

OFF THE BENCH

21	Jaevin Cumberland	G	6-3	185	Gr.-TR	Wilmington, Ohio	7-2	9.6	1.1	2.3	22.3
35	Jaume "Jay" Sorolla	C	7-0	260	Gr.-TR	Barcelona, Spain	3-0	6.3	5.0	1.7	17.7
3	Mika Adams-Woods	G	6-3	185	Fr.-HS	Syracuse, N.Y.	6-0	4.5	2.2	0.8	15.2
23	Zach Harvey	G	6-5	195	Fr.-HS	Topeka, Kan.	7-0	1.9	0.6	1.1	10.9
20	Mamoudou Diarra	F	6-9	220	R-So.-1L	Bamako, Mali	7-0	1.7	3.0	0.4	9.0
1	Jeremiah Davenport	G	6-7	205	Fr.-HS	Cincinnati, Ohio	7-0	2.9	2.1	0.4*	9.1
5	Trevor Moore	G	6-5	190	Jr.-2L	Houston, Texas	6-0	1.0	1.5	0.5	6.0
31	Sam Martin	G	5-10	170	Jr.-2L	Cincinnati, Ohio	2-0	0.0	0.0	0.0	1.0
32	John Koz	G	6-1	200	Sr.-3L	Cleveland, Ohio	2-0	0.0	0.0	0.0	1.0
45	Rob Banks	F	6-5	200	Fr.-HS	Bracknell, England	2-0	0.0	0.0	0.0	1.0
44	Adam Cook	F	6-6	180	Jr.-HS	Marysville, Ohio	-	-	-	-	-
24	Prince Toyambi	F	6-7	225	R-Fr. HS	Kinshasa, Congo	-	-	-	-	-

Starters listed based on last game; ^-Blocks; *-Steals

CINCINNATI STORYLINES

- » **Chris Vogt** was named to the AAC's Weekly Honor Roll Monday. He entered December ranked fifth in the nation and first in The American, shooting 71.2 percent (37 of 52) from the field. He has scored in double figures in six consecutive games, including a career-high 21 points on 9-of-11 shooting against Valparaiso (11/25) in the third-place game of the Paradise Jam.
- » **Jarron Cumberland** needs 11 points to move past Dwight Jones (1,451 points from 1980-83) for 17th place on UC's all-time scoring list. He is also 22 points shy of passing former teammate Gary Clark (2015-18) for 16th place on the list as well.
- » Cumberland has scored 20 or more points 22 times during his career. It's the most since Sean Kilpatrick (32 games from 2011-14).

- » **Trevon Scott** entered December ranked first in the American and 29th in the nation, averaging 9.9 rebounds this season. He has recorded 10 or more rebounds four times this season.
- » **Keith Williams** is averaging 15.5 points and 7.5 rebounds and 2.0 blocks in UC's last two games. He scored a season-high 17 points against Valparaiso (11/25) on 6-of-12 shooting and pulled down a season-best eight rebounds against UNLV (11/30).
- » Cincinnati has played three consecutive overtime games for the first time in school history. The NCAA record for consecutive overtime games is four set by Jacksonville (1982), Illinois State (1985) and Dayton (1988).
- » UC is one of six schools to make the NCAA Tournament each of the last nine years.

2019-20 CINCINNATI NUMERICAL ROSTER

NO.	NAME	POS.	HT.	WT.	CLASS-EXP.	HOMETOWN/HIGH SCHOOL/LAST SCHOOL
0	Chris McNeal	G	6-1	190	Gr.-TR	Jackson, Tenn./South Side HS/Tennessee Tech
1	Jeremiah Davenport	G	6-7	205	Fr.-HS	Cincinnati, Ohio/Moeller HS/Hargrave Military Academy
2	Keith Williams	G	6-5	215	Jr.-2L	Brooklyn, N.Y./Bishop Loughlin Memorial
3	Mika Adams-Woods	G	6-3	185	Fr.-HS	Syracuse, N.Y./Bishop Ludden HS/New Hampton School (N.H.)
5	Trevor Moore	G	6-5	190	Jr.-2L	Houston, Texas/Phillis Wheatley HS/South Kent Prep (Conn.)
13	Trevon Scott	F	6-8	225	R-Sr.-3L	Townsend, Ga./McIntosh County Academy
20	Mamoudou Diarra	F	6-9	220	R-Sr.-1L	Bamako, Mali/22 Feet Academy (S.C.)
21	Jaevin Cumberland	G	6-3	185	Gr.-TR	Wilmington, Ohio/Wilmington HS/Oakland
23	Zach Harvey	G	6-5	195	Fr.-HS	Topeka, Kan./Hayden HS/Prolific Prep Academy (Calif.)
24	Prince Toyambi	F	6-7	225	R-Fr. HS	Kinshasa, Congo/Fresno HS (Calif.)
31	Sam Martin #	G	5-10	170	Jr.-2L	Cincinnati, Ohio/Summit Country Day
32	John Koz #	G	6-1	200	Sr.-3L	Cleveland, Ohio/Bay HS
33	Chris Vogt	C	7-1	260	Jr.-TR	Mayfield, Ky./Graves County HS/Northern Kentucky
34	Jarron Cumberland	G	6-5	210	Sr.-3L	Wilmington, Ohio/Wilmington HS
35	Jaume "Jay" Sorolla	C	7-0	260	Gr.-TR	Barcelona, Spain/Sunrise Christian Academy (Kansas)/Valparaiso
44	Adam Cook #	F	6-6	180	Jr.-HS	Marysville, Ohio/Marysville HS
45	Rob Banks #	F	6-5	200	Fr.-HS	Bracknell, England/Gould Academy

2019-20 CINCINNATI ALPHABETICAL ROSTER

NO.	NAME	POS.	HT.	WT.	CLASS-EXP.	HOMETOWN/HIGH SCHOOL/LAST SCHOOL
3	Mika Adams-Woods	G	6-3	185	Fr.-HS	Syracuse, N.Y./Bishop Ludden HS/New Hampton School (N.H.)
45	Rob Banks #	F	6-5	200	Fr.-HS	Bracknell, England/Gould Academy
44	Adam Cook #	F	6-6	180	Jr.-HS	Marysville, Ohio/Marysville HS
21	Jaevin Cumberland	G	6-3	185	Gr.-TR	Wilmington, Ohio/Wilmington HS/Oakland
34	Jarron Cumberland	G	6-5	210	Sr.-3L	Wilmington, Ohio/Wilmington HS
1	Jeremiah Davenport	G	6-7	205	Fr.-HS	Cincinnati, Ohio/Moeller HS/Hargrave Military Academy
20	Mamoudou Diarra	F	6-9	220	R-Sr.-1L	Bamako, Mali/22 Feet Academy (S.C.)
23	Zach Harvey	G	6-5	195	Fr.-HS	Topeka, Kan./Hayden HS/Prolific Prep Academy (Calif.)
32	John Koz #	G	6-1	200	Sr.-3L	Cleveland, Ohio/Bay HS
0	Chris McNeal	G	6-1	190	Gr.-TR	Jackson, Tenn./South Side HS/Tennessee Tech
31	Sam Martin #	G	5-10	170	Jr.-2L	Cincinnati, Ohio/Summit Country Day
5	Trevor Moore	G	6-5	190	Jr.-2L	Houston, Texas/Phillis Wheatley HS/South Kent Prep (Conn.)
13	Trevon Scott	F	6-8	225	R-Sr.-3L	Townsend, Ga./McIntosh County Academy
35	Jaume "Jay" Sorolla	C	7-0	260	Gr.-TR	Barcelona, Spain/Sunrise Christian Academy (Kansas)/Valparaiso
24	Prince Toyambi	F	6-7	225	R-Fr. HS	Kinshasa, Congo/Fresno HS (Calif.)
33	Chris Vogt	C	7-1	260	Jr.-TR	Mayfield, Ky./Graves County HS/Northern Kentucky
2	Keith Williams	G	6-5	215	Jr.-2L	Brooklyn, N.Y./Bishop Loughlin Memorial

- Walk-on

COACHING & SUPPORT STAFF

Head Coach: John Brannen (First season at UC; Sixth season overall)
 Assistant Coaches: Jayson Gee, Sean Dwyer, Tim Morris
 Assistant to the Head Coach/Recruiting Coordinator: Jake Luhn
 Director of Basketball Operations: Craig Heatherly
 Director of Player Personnel: Rodney Crawford

Video Coordinator: George Neilson
 Graduate Assistant: Mike Bueter
 Senior Associate AD/Medical Services: Bob Mangine
 Director of Sports Performance: Mike Rehfeldt

PRONUNCIATION

MIKA Adams-Woods	MY-ka
JARRON Cumberland	JAIR-in
MAMOUDOU DIARRA	MAMA-doo DEE-are-uh
John KOZ	rhymes with nose
JAUME "Jay" Sorolla	JAW-may "Jay" Sorolla
Prince TOYAMBI	toy-YAHM-bee
Chris VOGT	Vote

ROSTER INFORMATION

By State/Country

Democratic Republic of Congo	(1) Prince Toyambi
England	(1) Rob Banks
Georgia	(1) Trevon Scott
Kansas	(1) Zach Harvey
Kentucky	(1) Chris Vogt
Mali	(1) Mamoudou Diarra
New York	(2) Mika Adams-Woods, Keith Williams
Ohio	(6) Adam Cook, Jaevin Cumberland, Jarron Cumberland, Jeremiah Davenport, John Koz, Sam Martin
Spain	(1) Jaume "Jay" Sorolla
Tennessee	(1) Chris McNeal
Texas	(1) Trevor Moore

By Class

True Freshmen	(4) Mike Adams-Woods, Robert Banks, Jeremiah Davenport, Zach Harvey
R-Freshmen	(1) Prince Toyambi
R-Sophomores	(1) Mamoudou Diarra
Juniors	(5) Adam Cook, Sam Martin, Trevor Moore, Chris Vogt, Keith Williams,
Seniors	(2) Jarron Cumberland, John Koz,
R-Seniors	(1) Trevon Scott
Graduate Transfers	(3) Jaevin Cumberland, Chris McNeal, Jamue "Jay" Sorolla

By Height

7-1	(1) Chris Vogt
7-0	(1) Jaume "Jay" Sorolla
6-9	(1) Mamoudou Diarra
6-8	(1) Trevon Scott
6-7	(2) Jeremiah Davenport, Prince Toyambi
6-6	(1) Adam Cook
6-5	(4) Jarron Cumberland, Zach Harvey, Trevor Moore, Keith Williams
6-4	(1) Robert Banks
6-3	(2) Mika Adams-Woods, Jaevin Cumberland
6-2	(1) David Sanford
6-1	(2) John Koz, Chris McNeal
5-10	(1) Sam Martin

CINCINNATI QUICK FACTS

GENERAL INFORMATION

Location	Cincinnati, OH 45221
Founded	1819
Enrollment	46,388
Nickname	Bearcats
Colors	Red (PMS: 186) and Black
Arena (Capacity)	Fifth Third Arena (12,012)
Affiliation	NCAA Division I
Conference	American Athletic Conference
President	Neville Pinto
Acting Director of Athletics	Ryan Hays
Faculty Representative	Brian Hatch
Department of Athletics Phone	(513) 556-4603
Athletics Ticket Office Phone	(877) CATS-TIX

ATHLETIC COMMUNICATIONS

Asst. AD/Primary Basketball Contact	Andre Foushee
Office/Cell Phone	(513) 556-5182/(859) 797-7871
Email Address	Andre.Foushee@uc.edu
Assoc. Director/Secondary Basketball Contact	Alex Ryan
Office/Cell Phone	513-556-0618/(513) 623-9992
Email Address	Alex.Ryan@uc.edu

BASKETBALL STAFF

Head Coach	John Brannen (Marshall, 1997)
Basketball Office Phone	(513) 556-5847
Assistant Coach	Jayson Gee (Charleston [W.Va.], 1988)
Assistant Coach	Sean Dwyer (Michigan State, 2009)
Assistant Coach	Tim Morris (Stanford, 2008)
Asst. to the Head Coach/Recruiting Coord.	Jake Luhn (UMass Boston, 2002)
Director of Operations	Craig Heatherly (UMass-Lowell, 2010)
Director of Player Personnel	Rodney Crawford (Cincinnati, 2002)
Video Coordinator	George Neilson (Alabama, 2011)
Senior Associate AD/Medical Services	Bob Mangine (Pittsburgh, 1977)
Director of Sports Performance	Mike Rehfeldt (St. Cloud State, 2005)
Graduate Assistant	Mike Bueter (Northern Kentucky, 2018)



HISTORY

First year of basketball/All-time record	1901-02/1,821-1,017 (.642)
NCAA appearances/last	33/2019
All-time record	46-32 (.590)
National Championships	2/1961, 1962
Final Four appearances/last	6/1992
Elite Eight appearances/last	8/1996
Sweet 16 appearances/last	10/2012
Conference Regular-Season Championships/last	28/2018
Conference Tournament Championships/last	12/2019
Postseason NIT appearances/last	10/2010
All-time record	8-10 (.444)

TEAM INFORMATION

2018-19 Record	28-7
American Athletic Conference Record (Finish)	14-4 (2nd)
Starters returning/lost	3/2
Letterwinners returning/lost	7/6
Newcomers	10
Percentage of points returning	58.2 percent (1,460 of 2,510)
Percentage of rebounds returning	76.7 percent (593 of 773)
Percentage of assists returning	52.4 percent (244 of 466)

GAME PREVIEW

- » The University of Cincinnati (5-2) men's basketball team welcomes Vermont (6-3) to Fifth Third Arena on Tuesday, Dec. 3.
- » The game tips at 7 p.m. ET and will be broadcast by CBS Sports Network and 700 WLW.
- » Tickets are available for purchase online at GoBears.com/tickets or by calling 1-877-CATS-TIX.
- » The Bearcats outlasted UNLV in overtime, 72-65, Saturday at Fifth Third Arena. Jarron Cumberland scored a team-high 20 points with six rebounds and a game-high five assists. Chris Vogt and Keith Williams posted 14 points each. Mika Adams-Woods scored 10 points for the second straight game.
- » Vermont suffered a 65-52 road loss at Yale on Sunday. The Catamounts were by Anthony Lamb's 18 points and seven rebounds.
- » Tuesday marks the first meeting in the Cincinnati-Vermont series.
- » **UP NEXT:** Cincinnati battles Xavier in the 87th edition of the Skyline Chili Crosstown Shootout on Saturday, Dec. 7 at Xavier's Cintas Center. Tip is set for 5 p.m. ET.

SCOUTING VERMONT

- » The 2019 American East Conference champions, Vermont started this season 4-0 but has lost three of its last five games after dropping a 65-52 decision at Yale on Sunday.
- » Prior to this week, Vermont had earned at least one vote in each of the previous four Associated Press weekly polls.
- » Returning league player of the year, Anthony Lamb leads the Catamounts this season, averaging 16.9 points, 7.9 rebounds and 1.0 blocks. The senior forward was tabbed to several national player of the year award preseason watch lists, was named a Preseason Mid-Major All-American by Stadium's Jeff Goodman, and selected as one of the top 40 players in the nation by NBC Sports and Sports Illustrated.
- » Junior guard Stef Smith also averages double figures in scoring at 12.0 points. He leads the squad in made threes (2.4 per game) and assists (3.1 per game).
- » Sophomore forward Ryan Davis averages 9.7 points and 5.2 rebounds.
- » Eighth-year Vermont head coach John Becker has been named the league's coach of the year each of the past three seasons. He is one victory shy of 200 Division I wins for his coaching career.
- » The Catamounts have won a school-record 89 games since the start of the 2016-17 season.

VERMONT SERIES HISTORY

- » Tuesday's contest marks the first game in series history.
- » **VS. THE AMERICAN EAST:** Cincinnati is 5-0 all-time against current members of the American East Conference: Albany (1-0), Binghamton (0-0), Hartford (0-0), Maine (1-0), UMBC (0-0), UMass-Lowell (1-0), New Hampshire (1-0), Stony Brook (1-0) and Vermont (0-0).
- » UC head coach John Brannen is 1-1 all-time against the league, having played UMBC twice.

UNLV GAME RECAP

- » **CINCINNATI (AP)** – Jarron Cumberland made 12-of-17 free throws to score 20 points and Cincinnati staged a second-half rally to beat UNLV 72-65 in overtime on Saturday.
- » The Rebels lead 33-24 at intermission before Cincinnati (5-2) got back in it and eventually led 58-48 with 70 seconds remaining in regulation. UNLV's Amauri Hardy and Elijah Mitrou-Long made back to 3-pointers to cut the deficit to four.
- » After Cumberland sank a pair of free throws to make it 60-54 with 31 seconds to go, Mike Adams-Woods fouled Mitrou-Long on his 3-point attempt with 23 seconds left. Mitrou-Long sank three foul shots to reduce the deficit to three. Following a Cincinnati timeout, Jaevin Cumberland turned it over to give the Rebels a chance.
- » Donnie Tillman missed a 3 with six seconds left, but Bryce Hamilton came up with the offensive rebound to set up Mitrou-Long, who buried a 3 with 1.3 seconds left to force overtime. The Rebels (3-6) led just once in the extra session.
- » Cincinnati set a school record playing in its third consecutive overtime game. The Bearcats saw their last two games go an extra period at the Paradise Jam in the U.S. Virgin Islands. UC lost a 91-84 overtime decision to Bowling Green in the semifinals before outlasting Valparaiso, 81-77, in an extra period that determined the winner of the third-place game.

PARADISE JAM NOTES

- » Cincinnati played in three exciting contests in St. Thomas, U.S. Virgin Islands last week. The Bearcats rallied past Illinois State in the opening round, coming back from 10 down inside the final eight minutes to post a 66-65 win on a layup by Jarron Cumberland with eight seconds left.
- » Cincinnati then played a pair of overtime thrillers, falling to Bowling Green 91-84 in the semifinals before outlasting Valparaiso 81-77 in the an extra period to claim the third-place game at the Paradise Jam.
- » Chris Vogt scored a team-high 44 points at the event, shooting 80.0 percent (16 of 20) from the floor. He averaged 14.7 points and 9.0 rebounds for the 6-3 tournament.
- » Trevon Scott nearly averaged a double-double as well with 11.3 points and a team-best 9.7 rebounds. He also had a team-high five steals.
- » Jarron Cumberland scored 23 points in UC's win over Illinois State in the first round. He suffered an ankle injury during the Bowling Green game and sat out the Valparaiso contest.
- » Keith Williams averaged 11.3 points and shot a team-best 80 percent (8 of 10) from the foul line.

TIP-INS

- » **EXTENDED PLAY III:** Cincinnati has played three consecutive overtime games for the first time in school history.
- » The Bearcats are 2-1 during the stretch, splitting a pair of overtime decisions at the Paradise Jam. UC fell to Bowling Green 91-84 in OT in the semifinals before outlasting Valparaiso 81-77 in OT in the third-place game. Saturday the Bearcats held off UNLV 71-65 in overtime at Fifth Third Arena.
- » The NCAA record for consecutive overtime games is four set by Jacksonville (1982), Illinois State (1985) and Dayton (1988).

- » Cincinnati saw its modest four-game win streak in overtime contests end when it suffered a 91-84 setback to Bowling Green (11/24). It ranked as the sixth longest active overtime win streak in the nation.
- » The Bearcats have won six of their last seven overtime games since dropping a 104-97 decision to UConn in four overtimes during the quarterfinals of the 2016 AAC Tournament.
- » **HOME SWEET HOME:** After playing four of its first six games away from home, Cincinnati is in the midst of playing four of five at home. The Bearcats outlasted UNLV 72-65 in overtime on Saturday at Fifth Third Arena. After Tuesday's home game against Vermont, UC plays at Xavier in the annual Skyline Chili Crosstown Shootout (12/7) before playing host to Colgate (12/14) and Tennessee (12/18).
- » **JARRON CUMBERLAND'S 20-POINT GAMES:** Senior guard Jarron Cumberland has scored 20 or more points in two of his last three games played, including a 20-point effort against UNLV on Saturday.
- » He scored a game-high 23 points in the Bearcats' win over Illinois State (11/22). He accounted for seven of UC's final 17 points during the Bearcats' rally from a 10-point deficit to Illinois State (11/22) with 7:48 remaining.
- » He scored five of UC's 12 points in the extra period against UNLV on Saturday.
- » Cumberland has scored 20 or more points 22 times in his career, the most by a Bearcat since Sean Kilpatrick (2011-14) registered 32 during his career.
- » Cumberland has scored in double figures in every game he has played this season and in 38 of his last 40 contests.
- » **FREE THROWS GALORE:** Cincinnati ranks 11th in the nation entering December with 196 free throw attempts this season. The Bearcats shot 55 free throws against Bowling Green (11/24). It tied for the third most attempts in a single game in school history. The Bearcats also attempted 55 free throws against UAB during the 1997-98 season. The single-game school record is 59 against Arkansas-Pine Bluff during 2015-16.
- » **JAEVIN FOR THREE:** Jaevin Cumberland made six 3-pointers in the loss to Bowling Green (11/24). It marked the most threes in a game since his cousin Jarron Cumberland made six against Wichita State on Feb. 17, 2019. Jaevin has made as many as seven threes in a game twice during his career, including a 27-point effort against NKU last season in the Horizon League tournament.

TOUGH NON-LEAGUE SCHEDULE

- » Cincinnati owns one of the nation's toughest nonconference schedule's according to CBSSports.com. The Bearcats' non-league slate ranks tied for third with Kansas and North Carolina.
- » UC's nonconference schedule includes road games at preseason No. 18 Ohio State and No. 19 Xavier.
- » Challenging home matchups include contests with 2019 NCAA Sweet 16 participant Tennessee (12/18); 2019 Missouri Valley co-champion Drake (11/11); last year's American East Conference champion Vermont (12/3); and 2019 Patriot League co-champion Colgate (12/14).
- » The Bearcats will battle 2019 NCAA tournament participant Iowa (12/21) in Chicago.
- » **NON-LEAGUE SCHEDULE HIGHLIGHTS:** Ten teams won 20 or more games ... Nine teams advanced to postseason play ... Seven teams finished first or second in their league ... Six teams participated in the NCAA Tournament ... Six teams finished in the Top 100 of the 2018-19 NET Rankings.

- SEASON NOTES -

COACHES PICK BEARCATS THIRD IN AAC;

CUMBERLAND TABBED PRESEASON

PLAYER OF THE YEAR

- » American Athletic Conference coaches predicted a third-place finish for Cincinnati at AAC Media Day on Oct. 14. The Bearcats received 94 points. Houston and Memphis tied for first, garnering 113 points each. The predicted order of finish for the remaining AAC teams follows: Wichita State (88 points), USF (79), UConn (75), Temple (72), SMU (47), UCF (40), Tulsa (36), ECU (20) and Tulane (15).
- » UC's Jarron Cumberland was tabbed the league's preseason player of the year. He also was a unanimous first-team selection for the second consecutive year.

UC RETURNING STATISTICAL LEADERS

CATEGORY	STAT	PLAYER
Scoring	18.8*	Jarron Cumberland
Field Goals	207*	Jarron Cumberland
Three-Pointers	80*	Jarron Cumberland
Free Throws	163*	Jarron Cumberland
Rebounding	6.9*	Trevon Scott
Assists	127*	Jarron Cumberland
Blocks	31	Keith Williams
Steals	40*	Jarron Cumberland
Minutes	32.5*	Jarron Cumberland

* - team leader in 2018-19

COACHES IN FIRST YEAR AT CINCINNATI

- » John Brannen was named the 27th head coach in Cincinnati men's basketball history on April 14, 2019.
- » Brannen is only the fourth coach to lead the Bearcats since 1989-90: Bob Huggins (1990-2005), Andy Kennedy (2006) and Mick Cronin (2007-2019).

FIRST SEASON RESULTS OF CINCINNATI COACHES (SINCE 1947)

COACH (FIRST YEAR)	W-L (WIN %)	RESULT
John Wiethe (1946-47)	17-9 (.654)	1st Place in MAC
George Smith (1952-53)	11-13 (.458)	2nd Place in MAC
Ed Jucker (1960-61)	27-3 (.900)	1st Place in MVC; NCAA Champions
Tay Baker (1965-66)	21-7 (.750)	1st Place in MVC; NCAA Appearance
Gale Catlett (1972-73)	17-9 (.654)	Independent
Ed Badger (1978-79)	13-14 (.481)	4th in Metro
Tony Yates (1983-84)	3-25 (.107)	8th in Metro
Bob Huggins (1989-90)	20-14 (.588)	2nd in Metro
Andy Kennedy (2005-06)	21-13 (.618)	8th in BIG EAST
Mick Cronin (2006-07)	11-19 (.367)	16th in BIG EAST

BEARCAT HEADLINERS

#34 JARRON CUMBERLAND, G

2019-20 PRESEASON HONORS/WATCH LISTS:

- AAC Preseason Player of the Year (coaches)
- Jerry West Shooting Guard of the Year Award (20 players)
- Citizen Naismith Men's Player of the Year (50 players)
- Wendy's Wooden Award (50 players)
- Lute Olsen Player of the Year (40 players)
- NABC Player of the Year (20 players)
- First-Team All-America (Lindy's Sports Magazine)
- Second Team All-America (Sporting News)
- Second Team All-America (The Athletic)
- Third-Team All-America (NBCSports.com)
- Ranked No. 8 among nation's Top 50 Players (SBNation.com)
- Ranked No. 10 among nation's Top 100 Players (CBS Sports)
- Ranked No. 13 among nation's Top 25 Players (ESPN.com)

2018-19 HONORS:

- Associated Press Honorable Mention All-America (2019)
- AAC Player of the Year (2019)
- AAC Championship Most Outstanding Player (2019)
- Unanimous First Team All-AAC selection (2019)
- Recognized by The American nine times for weekly awards, including AAC Player of the Week (five weeks) and AAC Weekly Honor Roll (four weeks) .
- Named one of 10 semifinalist for the Jerry West Shooting Guard of the Year Award (2019).
- Named to midseason watch lists for the Citizen Naismith and Lute Olsen Player of Year Awards (2019).
- » **2018-19 NOTES & STATS:** Started all 35 games in 2018-19, averaging 18.8 points, 4.4 rebounds, 3.6 assists and 1.1 steals in 32.5 minutes.
- » Averaged 23.3 points, 6.0 rebounds and 4.3 assists during the AAC Tournament. Set an AAC Tournament championship game record, scoring 33 points on 11-of-24 shooting with eight rebounds against No. 11 Houston (3/17).
- » Ranked among AAC leaders in eight categories in 2018-19: points (third at 18.8), three-point field goal percentage (seventh at .388), three-point field goals made, (seventh at 2.3), free throw percentage (10th at .773), assists (11th at 3.6), assist-to-turnover ratio (13th at 1.3), minutes played (14th at 32.5) and steals (15th at 1.1).
- » Scored 657 points during 2018-19, the 10th most points scored in a season at UC while becoming the 53rd member of UC's 1,000-point club. He enters 2019-20 ranked 20th on the all-time scoring list with 1,363 career points.
- » **2019-20 SEASON NOTES:** Cumberland is Cincinnati's first returning league player of the year since Steve Logan (Conference USA in 2001 and 2002).
- » Cumberland is the AAC's first returning player of the year winner since SMU's Nic Moore (2015 and 2016).
- » **CHART CHASING:** Cumberland needs 11 points to move past Dwight Jones (1,451 points from 1980-83) for 17th place on UC's all-time scoring list. He is 22 points shy of passing former teammate Gary Clark (2015-18) for 16th place on the list as well.
- » Cumberland also ranks tied for eighth in career 3-point field goal percentage at .358 (185 of 517).
- » **CAREER 20-POINT GAMES:** Cumberland enters the Vermont game with 22 career games scoring 20 or more points. It's the most since Sean Kilpatrick (2011-14) posted 32 career games with 20-plus points.

POINTS (CAREER - CINCINNATI HISTORY)

RK	NAME (YEARS)	POINTS
1.	Oscar Robertson (1958-60)	2,973
2.	Sean Kilpatrick (2011-14)	2,145
3.	Steve Logan (1999-2002)	1,985
--		
13.	Jason Maxiell (2002-05)	1,566
14.	Robert Miller (1975-78)	1,498
15.	Yancy Gates (2009-18)	1,485
16.	Gary Clark (2015-18)	1,462
17.	Dwight Jones (1980-83)	1,451
18.	Jarron Cumberland (2017-Present)	1,441

3-POINT FG PERCENTAGE (CAREER - CINCINNATI HISTORY)

RK	NAME (YEARS)	3FG% (ATT-M)
1.	Field Williams (2001-04)	.401 (262-654)
2.	Justin Jenifer (2016-19)	.398 (117-294)
3.	Darnell Burton (1994-1997)	.394 (306-777)
4.	LaZelle Durden (1993-95)	.385 (260-675)
5.	Steve Logan (1999-2002)	.378 (258-682)
6.	Jacob Evans III (2016-18)	.377 (174-462)
7.	Farad Cobb (2015-2016)	.366 (127-347)
T8.	Jarron Cumberland (2017-Present)	.358 (185-517)
T8.	Nick Van Exel (1992-93)	.358 (147-411)

#13 TREVON SCOTT, F

2018-19 HONORS:

- AAC All-Tournament Team
- » **2018-19 SEASON NOTES:** Trevon Scott was named to the AAC Championship All-Tournament Team (2019), averaging 13.7 points and a team-high 9.3 rebounds.
- » Started all 35 games during 2018-19, averaging 9.3 points, 6.9 rebounds and 1.5 assists in 30.6 minutes.
- » Ranked among AAC leaders in five categories in 2018-19: rebounds (seventh at 6.9), offensive rebounds (seventh at 2.3), defensive rebounds (ninth at 4.5), field goal percentage (14th at .472) and minutes played (19th at 30.6).
- » Registered five double-doubles in 2018-19, including 17 points and a career-high 12 rebounds against SMU in the quarterfinals of the AAC Championship.
- » Led the Bearcats in rebounding in 19 games in 2018-19.
- » **2019-20 SEASON:** Scott entered December ranked first in the AAC and 29th in the nation, averaging 9.9 rebounds this season. His 69 rebounds in UC's first seven games, marks the forward's highest six-game total of his career.
- » Scott's 6.86 defensive rebounds per game ranked 41st nationally entering December.
- » Scott has recorded 10 or more rebounds four times this season and earned his first double-double of the season against Valparaiso with 12 points and 11 rebounds.
- » He tied a career-high with 12 rebounds at then-No. 18 Ohio State (11/6).
- » Scott has led UC in rebounding in 24 times since the start of last season. He led the Bearcats, averaging 6.9 rebounds last season.
- » Scott also scored a season-high 18 points on 7-of-10 shooting from the floor against Alabama A&M (11/14).

#33 CHRIS VOGT, C

- » **AAC AWARD:** Chris Vogt was selected to the AAC Weekly Honor Roll on Monday after averaging 17.5 points, 6.0 rebounds and 2.0 blocks while shooting 71.4 percent (15 of 21) from the field in a pair of Cincinnati overtime wins last week.
- » Vogt entered December ranked fifth in the nation and first in the AAC, shooting 71.2 percent (37 of 52) from the field.
- » Leads the team with 92 points this season and ranks second on the team averaging 13.1 points and 7.0 rebounds.
- » Vogt has scored in double figures in six consecutive games, including a career-high 21 points on 9-of-11 shooting against Valparaiso (11/25) in the third-place game of the Paradise Jam.
- » Chris Vogt owns two double-doubles on the young season with 18 points and 10 rebounds against Alabama A&M (11/14) and 13 points and a season-high 13 rebounds against Illinois State (11/22).

#2 KEITH WILLIAMS, G

- » **2018-19 SEASON NOTES:** Played in 35 games with 32 starts, averaging 9.9 points, 3.2 rebounds, 1.1 assists and 1.1 steals in 25.9 minutes.
- » Listed among AAC leaders in blocks (11th at 0.9).
- » Scored in double figures in 19 games with eight multi-block games.
- » **2019-20 SEASON NOTES:** Has shot the ball well to start the season, connecting on 45.3 percent (29 of 64) from the field, 38.5 percent (5 of 13) from 3-point range and 80.0 percent (16 of 20) from the free-throw line.
- » Williams has scored in double figures in four of UC's last five games, averaging 11.6 points, 4.6 rebounds and team-high 1.6 blocks during the stretch.
- » Williams is averaging 15.5 points and 7.5 rebounds and 2.0 blocks in UC's last two games. He scored a season-high 17 points against Valparaiso (11/25) on 6-of-12 shooting and pulled down a season-best eight rebounds against UNLV (11/30).

#21 JAEVIN CUMBERLAND, G

- » **2018-19 NOTES:** Ranked among the nation's leaders in 3-pointers per game (22nd at 3.3), three attempted (28th at 273) and 3-point field goal percentage (50th at .399) at Oakland.
- » Averaged 17.2 points a year ago and was named to the Horizon League All-Tournament team.
- » Announced his decision to join the Bearcats as a graduate transfer in early June 2019.
- » **2019-20 NOTES:** Ranks third in The American, averaging 2.4 3-pointers through November.
- » Owned the nation's sixth longest streak of consecutive games with a 3-pointer at 36 before missing his only two 3-point attempts in eight minutes prior to being injury early in the Illinois State contest (11/22).
- » Scored a season-high 21 points with six 3-pointers against Bowling Green (11/24). Made five threes against Drake (11/11) in the season home opener.
- » Has made at least five 3-pointers in a game on nine occasions during his career. He made a career-high seven 3-pointers at Hartford (12/16/18) and again later that season against Coach John Brannen's NKU (3/11/19) squad in the Horizon League Tournament.

#0 CHRIS MCNEAL, G

- » **2018-19 SEASON NOTES:** Sat out the season at Tennessee Tech due to NCAA transfer rules. Announced his decision to join the Bearcats as a graduate transfer at the end of May 2019.
- » **2019-20 SEASON NOTES:** Starting point guard leads the Bearcats in assists (17) and steals (eight) through the first seven games of the season.
- » Tallied a season-high 17 points, seven rebounds and four assists against Bowling Green (11/24) in the semifinals of the Paradise Jam.
- » Posted 10 points and four steals at then-No. 18 Ohio State (11/6) and tallied a game-high 15 points, a trio of 3-pointers and three steals in the home opener vs. Drake (11/11).

LOOKING CLOSER AT BRANNEN'S SUCCESS AT NORTHERN KENTUCKY

- » John Brannen served as Northern Kentucky University's head coach for four seasons (2015-2016 to 2018-19), taking the Norse to unprecedented success as the school's athletics department underwent reclassification. The school gained Division I status prior to the start of the 2016-17 season and the men's basketball program preceded to compile a 72-30 overall record the following three seasons under Brannen, making three consecutive postseason appearances (NCAA Tournament [2017, 2019], NIT [2018]), winning back-to-back Horizon League regular-season championships (2018, 2019) and claiming a pair of conference tournament titles (2017, 2019). No other school in the nation has enjoyed NKU's amount of success in its first three years.
- » In all, Brannen registered an 81-51 ledger in four seasons at Northern Kentucky.
- » The 2017 Horizon League Coach of the Year, Brannen led the Norse to a 24-11 record in 2016-17, the Horizon League Tournament title and an appearance in the NCAA Tournament in the school's first season of active status eligibility. NKU's win total was an improvement of 15 victories from the previous season, marking the third-best turnaround in the nation behind only UCLA and Minnesota.
- » Brannen guided NKU to a 22-10 mark in 2017-18, the Horizon League regular-season championship and the NIT.
- » During the 2018-19 season, NKU posted a Division I-era record 26 wins with eight losses, claiming the league regular-season championship and tournament title and its second NCAA Tournament appearance in three years.
- » Brannen's players earned 10 Horizon League postseason accolades at NKU, highlighted by Drew McDonald receiving league player of the year honors a year ago.
- » NKU finished 2018-19 ranked 11th in the nation in both total assists (592) and assists per game (16.9). The Norse also ranked nationally in field goal shooting percentage (27th at .478), scoring margin (28th at +9.6), assist-to-turnover ratio (32nd at 1.34), three-point shooting defense (34th at .314), rebound margin (43rd at +4.5) and scoring offense (44th at 78.5 points).

FIFTH THIRD ARENA

- » Cincinnati has sold out season tickets for the second consecutive season since Fifth Third Arena (capacity 12,012) reopened after a 20-month, privately funded \$87-million renovation prior to the 2018-19 season.
- » UC averaged 11,256 fans per game last season, ranking 29th in the nation and the highest at Fifth Third Arena since 2003-04 (12,237).
- » The Bearcats have registered a 404-81 record (.833 win percentage) at the arena since its opening for the 1989-90 campaign. UC was 16-2 at home in 2018-19.
- » While Fifth Third Arena was undergoing renovation during the 2017-18 season, Cincinnati played its home schedule at BBGT Arena on the campus of Northern Kentucky University where current UC head coach John Brannen was mentoring the Norse.

BEARCAT POINTS OF PRIDE

- » Cincinnati is one of six schools in the nation to have appeared in the last nine NCAA Tournaments, joining Duke, Gonzaga, Kansas, Michigan State and North Carolina.
- » Cincinnati's 33 NCAA Tournament appearances are tied for 12th most in the nation.
- » UC ranks 13th in the nation for most wins (1,821).
- » Cincinnati's 2017-18 squad tied the school record for wins in a season with 31. The Bearcats posted 30 wins in back-to-back seasons (2016-17 and 2017-18) for the first time in school history. UC has won 26 or more games in five of the last eight seasons and has won at least 22 games in each of the last nine seasons.
- » Since the 2011-12 academic year, 24 of 27 UC men's basketball seniors have graduated including 15 straight. Redshirt senior Trevon Scott graduated in December 2018.

CINCINNATI TRADITION - BY THE NUMBERS

- » 2 National Titles (1961, 1962)
- » 6 Final Fours (1959-63, 1992)
- » 8 Elite Eights (Last: 1996)
- » 11 Sweet Sixteens (Last: 2012)
- » 33 NCAA Tournament Appearances
- » 23 NCAA Tournament Appearances since 1992
- » 10 NIT Appearances
- » 28 Conference Regular-Season Titles (Last: 2018)
- » 12 Conference Tournament Titles (Last: 2019)
- » 1,821 all-time wins (13th in nation)
- » 32 All-Americans (Last: Jarron Cumberland [2019])
- » 82 All-Conference Selections
(Last: Jarron Cumberland [2019])
- » 57 NBA Draft Picks (Last: Jacob Evans III [2018])
- » 53 members of 1,000-point club
- » Ranked as the No. 10 program in the nation by the Associated Press in a 2017 ranking of school's with the most appearance in the AP poll.
- » 431 weeks ranked in AP Top 25
- » 212 weeks ranked in AP Top 10
- » 45 weeks ranked as AP No. 1
- » 2 Members of National Basketball Hall of Fame
Jack Twyman & Oscar Robertson
- » 2 Olympic Gold Medalists
Robertson (1960) & George Wilson (1964)

OVER THE LAST NINE-PLUS SEASONS

- » Cincinnati is one of six schools in the nation to have appeared in the last nine NCAA Tournaments, joining Duke, Gonzaga, Kansas, Michigan State and North Carolina.
- » **UC'S ACHIEVEMENTS THE LAST NINE-PLUS SEASONS:**
- » 240-81 overall record (.748 win percentage)
- » 86 wins in AAC play (league best)
- » Won two AAC regular-season titles (2014, 2018) and two AAC tournament championships (2018, 2019).
- » 141-22 home record (.865 win percentage), including a 52-3 mark since the start of 2016-17.
- » Ranked in the AP Top 25 poll for 71 weeks.
- » 24 all-conference awards won by 10 different players.
- » Four former players signing with NBA teams (Troy Caupain, Gary Clark, Jacob Evans III and Sean Kilpatrick).

AAC LEAGUE WINS - SINCE FORMATION (2013-14)

Rk	Team (First season in league)	W-L
1.	Cincinnati (2013-14)	86-22
2.	Houston (2013-14)	64-42
3.	Memphis (2013-14)	60-48
4.	Temple (2013-14)	59-48
5.	SMU (2013-14)	*57-39
6.	UConn (2013-14)	55-52
7.	Tulsa (2014-15)	54-36
8.	UCF (2013-14)	46-60

* - Vacated 12 wins from 2013-14 season

NCAA DIVISION I WINS - TOP 20 (THRU NOV. 30)

RK	TEAM	WINS
1.	Kentucky	2,299
2.	Kansas	2,280
3.	North Carolina	2,267
4.	Duke	2,183
5.	Temple	1,931
6.	Syracuse	1,908
7.	UCLA	1,897
8.	Notre Dame	1,887
9.	St. John's	1,860
10.	Indiana	1,843
11.	BYU	1,835
12.	Utah	1,825
13.	Cincinnati	1,821
14.	Arizona	1,820
15.	Purdue	1,807
16.	Western Kentucky	1,801
17.	Washington	1,798
T18.	Texas	1,796
T18.	Illinois	1,796
20.	Penn	1,794

AMONG THE WINNINGEST PROGRAMS

OVER THE LAST THREE SEASONS

- » Cincinnati's 94 wins since the start of the 2016-17 season are tied for sixth most in the nation behind only Gonzaga (110), Villanova (98), Duke (96), Virginia (96) and Michigan (96) through Nov. 30.
- » The Bearcats recorded the program's first back-to-back 30-win seasons (2017-18 and 2018) before finishing 28-7 a year ago.

MOST WINS SINCE THE START OF 2016-17 (THRU NOV. 30)

Rk	Team	16-17	17-18	18-19	19-20	Record (%)
1.	Gonzaga	37-2	32-5	33-4	8-1	110-12 (.902)
2.	Villanova	32-4	36-4	26-10	4-2	98-20 (.831)
T3.	Duke	28-9	29-8	32-6	7-1	96-24 (.800)
T3.	Virginia	23-11	31-3	35-3	7-0	96-17 (.850)
T3.	Michigan	26-12	33-8	30-7	7-0	96-27 (.780)
T6. Cincinnati	30-6	31-5	28-7	5-2	94-20 (.825)	
T6.	Kentucky	32-6	26-11	30-7	6-1	94-25 (.790)
T6.	UNC	33-7	26-11	29-7	6-1	94-26 (.783)
T6.	Kansas	31-5	31-8	26-10	6-1	94-24 (.797)
10.	Nevada	28-7	29-8	29-5	5-3	91-23 (.798)

AMONG THE NATION'S BEST AT HOME

- » Cincinnati's .945 home win percentage since the start of the 2016-17 season ranks second in the nation behind only Gonzaga (.964) through Nov. 25.
- » The Bearcats are 52-3 (.945) at home overall since the start of 2016-17. Cincinnati was 18-0 at Fifth Third Arena in 2016-17; 15-1 at home during the 2017-18 campaign at BB&T Arena located on Northern Kentucky's campus; and 16-2 in newly renovated Fifth Third Arena a year ago.
- » The Bearcats are 3-0 at home in 2019-20.

BEST HOME WIN PERCENTAGE SINCE START OF 2016-17 (THRU NOV. 30)

Team	W-L	Win%
Gonzaga	53-2	.964
Cincinnati	52-3	.945
Florida State	49-3	.942
South Dakota State	45-3	.938
Purdue	49-4	.926
New Mexico State	48-4	.923
Michigan State	47-4	.922
Nevada	44-4	.917
Texas Tech	54-5	.915
Duke	49-5	.907

MOST HOME WINS SINCE START OF 2016-17 (THRU NOV. 30)

Team	Wins
Texas Tech	54
Gonzaga	53
Kentucky	53
Louisville	52
Cincinnati	52
Saint Mary's	52
Michigan	51
Oregon	51
Purdue	49
Duke	49
New Mexico State	48
Syracuse	48
Houston	48

-2018-19 SEASON REVIEW- TEAM ACCOMPLISHMENTS

- » Earned a 28-7 overall record, finishing second in the league at 14-4.
- » Cincinnati's 89 wins over the past three seasons are tied with Duke and Michigan for third most in the nation behind only Gonzaga (102) and Villanova (94).
- » Won the AAC Tournament for the second consecutive season, marking Cincinnati's first back-to-back conference tournament titles since 1995 (Great Midwest Conference) and 1996 (Conference USA).
- » Climbed into the AP Top 25 poll for five weeks during the season, marking the ninth time in the last 10 seasons the UC program has been ranked during the year.
- » Made ninth consecutive NCAA Tournament appearance - one of six schools along with Duke, Gonzaga, Kansas, Michigan State and North Carolina.
- » Recorded a 16-2 record in the first season back at Fifth Third Arena.
- » Finished the season ranked 29th in the nation in home attendance, averaging 11,256 fans.
- » Jumped to 13th in the nation with 1,816 wins.
- » Won the Emerald Coast Classic in November.
- » Posted an 11-2 record this season in games decided by five points or less.

NEW LOCATION IN 2019-20

- » Here's a look at where some of the members of the 2018-19 Bearcats are this season...
- » Former Head Coach Mick Cronin - UCLA
- » Former Associate Head Coach Darren Savino - UCLA
- » Former Assistant Coach Antwon Jackson - Virginia Tech
- » Nysier Brooks (Sr., C) - Miami (Fla.)
- » Rashawn Fredericks (Sr., G/F) - UAB
- » LaQuill Hardnett (R-Fr., F) - Buffalo
- » Logan Johnson (So., G) - Saint Mary's (Calif.)
- » Eliel Nsoseme (Jr., F) - Georgia State

-GOBEARCATS.COM-



THE BRANNEN FILE

- » **Hometown:** Alexandria, Ky.
- » **Alma Mater:** Marshall, 1997
- » **Family:** wife, Lisa;
twin daughters, Jaylee and Katelyn

COACHING EXPERIENCE

- » **1999-2000:**
Asst. Coach, Charleston (W.Va.)
- » **2001-2002 to 2002-03:**
Asst. Coach, Eastern Kentucky
- » **2003-04 to 2005-06:**
Asst. Coach, St. Bonaventure
- » **2006-07 to 2008-09:**
Asst. Coach, VCU
- » **2009-10 to 2012-13:**
Asst. Coach, Alabama
- » **2013-14 to 2014-15:**
Assoc. Head Coach, Alabama
- » **2015-16 to 2018-19:**
Head Coach, Northern Kentucky

PLAYING EXPERIENCE

- » **1993-1994 to 1994-95:**
Morehead State
- » **1995-96 to 1996-97:**
Marshall
 - First Team All-Southern Conference as a senior (1997)
 - Led the Southern Conference in scoring as a senior (20.9 points)
 - Scored 1,008 points in two seasons playing for Billy Donovan (1996) and Greg White (1997)

CINCINNATI HEAD COACH JOHN BRANNEN

John Brannen was named the 27th head coach in University of Cincinnati men's basketball history on April 14, 2019.

Brannen had served as Northern Kentucky University's head coach since the 2015-2016 season, taking the Norse to unprecedented success as the school's athletics department underwent reclassification. Since earning active Division I status eligibility prior to the start of the 2016-17 season, the Norse men's basketball program has compiled a 72-30 overall record, making three consecutive postseason appearances (NCAA Tournament [2017, 2019], NIT [2018]), winning back-to-back Horizon League regular-season championships (2018, 2019) and claiming a pair of conference tournament titles (2017, 2019). No other school in the nation has enjoyed NKU's amount of success in its first three years with active status at the Division I level.

Brannen, whose coaching career spans 20 seasons, owns an 87-54 career record as head coach, including a 5-2 mark at Cincinnati. He registered an 81-51 ledger in four seasons at NKU and a 1-1 mark as Alabama's interim head coach at the end of the 2014-15 campaign.

The 2017 Horizon League Coach of the Year, Brannen led the Norse to a 24-11 record in 2016-17, the Horizon League Tournament title and an appearance in the NCAA Tournament in the school's first season of active status eligibility. NKU's win total was an improvement of 15 victories from the previous season, marking the third-best turnaround in the nation behind only UCLA and Minnesota.

Brannen guided NKU to a 22-10 mark, the Horizon League regular-season championship and an NIT appearance in 2017-18. Last season, NKU posted a Division I-era record 26 wins with eight losses, claiming the league regular-season championship and tournament title and its second NCAA Tournament appearance in three years.

Brannen's players earned 10 Horizon League postseason accolades at NKU, highlighted by Drew McDonald receiving league player of the year honors a year ago. NKU finished 2018-19 ranked 11th in the nation in both total assists (592) and assists per game (16.9). The Norse also ranked nationally in field goal shooting percentage (27th at .478), scoring margin (28th at +9.6), assist-to-turnover ratio (32nd at 1.34), three-point shooting defense (34th at .314), rebound margin (43rd at +4.5) and scoring offense (44th at 78.5 points).

Brannen came to NKU after spending six seasons (2010-2015) at Alabama coaching under Anthony Grant, four as an assistant coach and two as the associate head coach. The Crimson Tide made four postseason appearances during his stay. Alabama finished as the runners up at the 2011 NIT, posting a 25-12 overall mark and winning the Southeastern Conference West Division title. The Crimson Tide made an NCAA Tournament appearance the following season and later advanced to the NIT quarterfinals in 2013 and the second round of the NIT in 2015. Brannen served as interim head coach for Alabama's two games in the 2015 NIT. While in Tuscaloosa, Brannen helped sign Alabama's 2011 recruiting class that ranked fifth in the nation according to Rivals.com.

Prior to Alabama, Brannen served as an assistant coach at VCU for three seasons (2007-09) under Anthony Grant, helping lead the Rams to three 20-win campaigns, two NCAA Tournament appearances (2007, 2009) and a showing in the NIT (2008). The 2007 squad posted a 28-7 mark, upsetting Duke in the first round of the NCAA Tournament. Brannen helped recruit Larry Sanders, who later was drafted by Milwaukee as the 15th pick in the 2010 NBA draft and also helped recruit four of VCU's five starters on its 2011 Final Four team.

Brannen also was an assistant coach at St. Bonaventure (2004-06) for three seasons, Eastern Kentucky (2001-2003) for three seasons and Charleston for the 2000 campaign.

A native of nearby Alexandria, Ky., Brannen attended Newport Central Catholic High School. He began his collegiate playing career at Morehead State before transferring to Marshall for his final two seasons, playing for head coaches Billy Donovan (1996) and Greg White (1997).

Brannen was a first team All-Southern Conference selection as a senior at Marshall in 1996-97 when he led the league in scoring, averaging 20.9 points. He scored 1,008 points in two seasons with the Thundering Herd and still ranks among the school's top 25 players in career free throw percentage (.777), career three-pointers made (14th at 135), career three-point shooting percentage (14th at .386), single-season scoring (12th with 605 points in 1996-97) and single-season scoring average (23rd with 20.9 points during 1996-97).

A Rhodes Scholar finalist, Brannen received scholarships from both the NCAA and Southern Conference. He earned a degree in business management from Marshall in 1997. He was inducted into the Marshall University Athletics Hall of Fame in September 2019.

Following his time at Marshall, Brannen played two seasons of professional basketball in Belgium's First Division before beginning his coaching career.

Brannen and his wife Lisa live in Northern Kentucky and are the proud parents of twin daughters, Jaylee and Katelyn.

BRANNEN'S YEARLY COACHING RECORD

SEASON	SCHOOL (CONF.)	POSITION	RECORD/LEAGUE (FINISH)	LEAGUE TOURNAMENT (RECORD)	POSTSEASON (RECORD)
2014-15	Alabama (SEC)	Interim Head Coach	1-1/--	--	NIT Second Round (1-1)
Alabama Totals			1 year	1-1/0-0	.500/.000
SEASON	SCHOOL (CONF.)	POSITION	RECORD/LEAGUE (FINISH)	LEAGUE TOURNAMENT (RECORD)	POSTSEASON (RECORD)
2015-16	Northern Kentucky (Horizon)	Head Coach	9-21/5-13 (8th)	First Round (0-1)	None
2016-17	Northern Kentucky (Horizon)	Head Coach	24-11/12-6 (T-3rd)	Champions (3-0)	NCAA First Round (0-1)
2017-18	Northern Kentucky (Horizon)	Head Coach	22-10/15-3 (1st)	First Round (0-1)	NIT First Round (0-1)
2018-19	Northern Kentucky (Horizon)	Head Coach	26-9/13-5 (T-1st)	Champions (3-0)	NCAA First Round (0-1)
Northern Kentucky Totals			4 years	81-51/45-27	.614/.625
SEASON	SCHOOL (CONF.)	POSITION	RECORD/LEAGUE (FINISH)	LEAGUE TOURNAMENT (RECORD)	POSTSEASON (RECORD)
2019-20	Cincinnati (AAC)	Head Coach	5-2/0-0		.714/.000
Cincinnati Totals			First Year	5-2/0-0	.714/.000
Head Coaching Totals		Sixth Year	87-54/45-27		.617/.625

BRANNEN'S RECORD AGAINST ALL OPPONENTS

SCHOOL	W-L	SCHOOL	W-L	SCHOOL	W-L	SCHOOL	W-L
Alabama A&M	1-0	Eastern Kentucky	1-1	Manhattan	1-0	Southeast Missouri State	2-0
Austin Peay	0-1	Eastern Washington	1-0	UMBC	1-1	SMU	0-0
Berea	1-0	East Tennessee State	1-1	Memphis	0-1	Temple	0-0
Bowling Green	0-1	Fordham	0-0	Miami	0-1	Tennessee	0-0
Brescia	1-0	Grand Canyon	0-0	Miami (Ohio)	2-0	Texas A&M	0-1
UCF	0-1	Green Bay	5-3	Michigan	0-1	Texas Tech	0-1
Cincinnati	0-1	Houston	0-0	Milwaukee	7-3	Tiffin	1-0
Cleveland State	5-4	Illinois	1-1	Morehead State	3-1	Toledo	0-1
Coastal Carolina	1-0	Illinois State	1-0	Nevada	0-0	Tulane	0-0
Colgate	0-0	IU-Kokomo	1-0	Norfolk State	2-0	Tulsa	0-0
Delaware	1-0	IUPUI	3-1	UNC Asheville	1-0	UConn	0-0
Detroit Mercy	8-1	Iona	1-0	North Carolina A&T	0-1	UIC	6-2
Drake	1-0	Iowa	0-0	North Carolina Central	0-1	UNLV	1-0
Earlham	1-0	James Madison	1-0	Northern Illinois	2-0	USF	0-0
East Carolina	0-0	Kentucky	0-1	Oakland	4-5	Valparaiso	2-3
Eastern Illinois	1-1	Louisville	0-1	Ohio State	0-1	Vermont	0-1

Possible 2019-20 opponents in boldface

THE LAST TIME...

TEAM

100 POINTS BY A TEAM

By UC	105 vs. Arkansas-Pine Bluff, 11/27/18
By Opponent	104 by UConn (40T), 3/11/16

90-99 POINTS BY A TEAM

By UC	93 vs. UCLA, 12/19/18
By Opponent	91 by Bowling Green, 11/24/19

30-PLUS POINT WIN

By UC	32 (85-53) vs. Alabama A&M, 11/14/19
By Opponent	38 (89-51) vs. Notre Dame, 3/10/11

60 PERCENT SHOOTING BY A TEAM

By UC	.641 vs. Arkansas-Pine Bluff, 11/27/18
By Opponent	.674 vs. Pittsburgh, 2/14/09

50 PERCENT SHOOTING BY A TEAM

By UC	.554 vs. Valparaiso, 11/25/19
By Opponent	.517 by SMU, 3/15/19

CINCINNATI PLAYED A RANKED OPPONENT

UC Win	69-57 vs. No. 11 Houston, 3/17/19
UC Loss	56-64 at No. 18 Ohio State, 11/6/19

SINGLE OVERTIME GAME

UC Win	72-65 (OT) vs. UNLV, 11/30/19
UC Loss	91-84 (OT) vs. Bowling Green, 11/24/19

DOUBLE OVERTIME GAME

UC Win	72-70 (2OT) vs. Georgetown, 3/8/12
UC Loss	104-97 (4OT) vs. UConn, 3/11/16

TRIPLE OVERTIME GAME

UC Win	75-73 (7OT*) vs. Bradley, 12/21/81
UC Loss	104-97 (4OT) vs. UConn, 3/11/16

* - NCAA record.

INDIVIDUAL

40 POINTS BY A PLAYER

By UC	41, Steve Logan vs. Southern Mississippi, 2/15/02
By Opponent	40, Trevon Bluiett, Xavier, 1/26/17

30 POINTS BY A PLAYER

By UC	33, Jarron Cumberland, vs. Houston, 3/17/19
By Opponent	31, Corey Davis Jr., vs. Houston, 3/10/19

20 REBOUNDS BY A PLAYER

By UC	20, Cedric McGowan vs. DePaul, 1/4/06
By Opponent	four times

15 REBOUNDS BY A PLAYER

By UC	15, Gary Clark, at UCF, 1/16/18
By Opponent	15, Greg Monroe, vs. Georgetown, 3/6/10

TWO PLAYERS WITH 20 OR MORE POINTS IN SAME GAME

By UC	Gary Clark (25), Jacob Evans (20) vs. UConn, 3/11/17
By Opponent	Daniel Hamilton (32), Jalen Adams (22) vs. UConn, 3/11/16

THREE PLAYERS WITH 10 OR MORE REBOUNDS IN SAME GAME

By UC	Gary Clark (10), Kyle Washington (10) & Troy Caupain (10) at Iowa State, 12/1/16
-------	---

TWO PLAYERS WITH 10 OR MORE REBOUNDS IN SAME GAME

By UC	Trevon Scott (10), Nysier Brooks (10) at Wichita State, 1/19/18
By Opponent	Ben Moore (11), Sterling Brown (11) vs. SMU, 1/12/17

10 ASSISTS BY A PLAYER

By UC	10, Troy Caupain, vs. USF, 2/4/16
By Opponent	10, Chris Howard, at USF, 2/14/09

FIVE STEALS BY A PLAYER

By UC	5, Jaevin Cumberland vs. Alabama A&M, 11/14/19
By Opponent	5, Galen Robinson, Jr., vs. Houston, 3/11/18

FIVE BLOCKED SHOTS BY A PLAYER

By UC	5, Nysier Brooks, vs. Wichita State, 2/17/19
By Opponent	5, Tacko Fall, vs. UCF, 2/21/19

DOUBLE-DOUBLE BY A UC PLAYER

UC Win	Trevon Scott (12 pts, 11 rebs) vs. Valparaiso, 11/25/19
UC Loss	Gary Clark (14 pts, 12 rebs) at Butler, 12/10/16

DOUBLE-DOUBLES BY TWO UC PLAYERS

By UC	Trevon Scott (15 pts, 10 rebs) & Nysier Brooks (12 pts, 10 rebs) vs. Milwaukee, 11/16/18
-------	--

DOUBLE-DOUBLES BY THREE UC PLAYERS

By UC	Troy Caupain (37 pts, 10 rebs), Octavius Ellis (13 pts, 10 rebs) & Gary Clark (12 pts, 12 rebs) vs. UConn, 3/11/16
-------	--

TRIPLE-DOUBLE BY A UC PLAYER

By UC	Eric Hicks (22 pts., 12 rebs., 10 blks.) vs. Marquette, 1/7/06
-------	---

UC PLAYER LED TEAM IN POINTS, REBOUNDS & ASSISTS

By UC	Jarron Cumberland (24 pts, 9 rebs, 57 assts) vs. SMU, 2/2/19
-------	---

A PLAYER WON A GAME IN THE FINAL SECONDS

By UC	Jacob Evans III hits 19-foot jumper with 0.4 left at Temple as UC wins 55-53, 1/4/18
By Opponent	Roosevelt Jones layup with 0.1 left Butler defeats UC 78-76, 12/2/15

FOUR PLAYERS SCORED IN DOUBLE FIGURES

By UC	Jarron Cumberland (20), Chris Vogt (14), Keith Williams (14), Mika Adams-Woods (10) vs. UNLV, 11/30/19
-------	--

FIVE PLAYERS SCORED IN DOUBLE FIGURES

By UC	Jarron Cumberland (34), Trevon Scott (12), Keith Williams (11), Nysier Brooks (10), Justin Jenifer (10) vs. USF, 1/15/19
-------	--

SIX PLAYERS SCORED IN DOUBLE FIGURES

By UC	Justin Jenifer (13), Keith Williams (12), Cane Broome (11) Trevon Scott (11), Jarron Cumberland (10), Rashawn Fredericks (10) vs. Arkansas-Pine Bluff, 11/27/18
-------	---

SEVEN PLAYERS SCORED IN DOUBLE FIGURES

By UC	Kevin Johnson (18), Jacob Evans (17), Justin Jenifer (13), Kyle Washington (12), Jarron Cumberland (11) Troy Caupain (10), Tre Scott (10) vs. Fairleigh Dickinson, 12/17/16
-------	--

EIGHT PLAYERS SCORED IN DOUBLE FIGURES

By UC	Farad Cobb (15), Shaq Thomas (14), Kevin Johnson (14), Coreontae DeBerry (12), Justin Jenifer (11), Quadri Moore (10), Jacob Evans (10), Octavius Ellis (10) vs. Robert Morris, 11/15/15
-------	---

THE POLLS

ASSOCIATED PRESS POLL (DEC. 2)

RK.	TEAM (FIRST PLACE VOTES)	
1	Louisville (48)	159
2	Kansas (3)	1497
3	Maryland	1446
4	Michigan (9)	1429
5	Virginia (5)	1424
6	Ohio State	1244
7	North Carolina	1162
8	Kentucky	1096
9	Gonzaga	1095
10	Duke	1083
11	Michigan State	964
12	Arizona	875
13	Oregon	785
14	Auburn	698
15	Memphis	652
16	Seton Hall	629
17	Florida State	562
18	Baylor	466
19	Dayton	386
20	Colorado	371
21	Tennessee	331
22	Washington	222
23	Villanova	192
24	Butler	165
25	Utah State	112

OTHERS RECEIVING VOTES:

Florida 111, Xavier 91, San Diego State 89, Saint Mary's 86, Oklahoma State 85, Texas Tech 43, West Virginia 28, Purdue 24, DePaul 18, Arkansas 17, Indiana 13, Penn State 9, Stephen F. Austin 7, Oklahoma 6, Liberty 5, VCU 2, Richmond 2, Notre Dame 2, Delaware 1, SMU 1.

USA TODAY COACHES POLL (DEC. 2)

RK.	TEAM (FIRST PLACE VOTES)	
1	Louisville (25)	790
2	Virginia (2)	720
3	Kansas (1)	719
4	Maryland (2)	693
5	Michigan (1)	647
6	Ohio St. (1)	641
7	North Carolina	567
8	Duke	548
9	Gonzaga	513
10	Kentucky	507
11	Arizona	484
12	Michigan State	481
13	Auburn	395
14	Oregon	312
15	Seton Hall	285
16	Baylor	269
17	Dayton	258
18	Memphis	231
19	Florida State	207
20	Tennessee	198
21	Colorado	149
22	Villanova	143
23	Washington	126
24	Butler	79
25	Oklahoma State	68

OTHERS RECEIVING VOTES:

Utah St. 62, Florida 60, Xavier 59, Texas Tech 30, St. Mary's 26, VCU 23, San Diego St. 19, Purdue 17, Oklahoma 16, West Virginia 12, DePaul 12, Kansas State 10, Arkansas 8, Wichita St. 4, Texas 3, Indiana 3, Stanford 2, Penn St. 2, Tulane 1, Stephen F. Austin 1.

CINCINNATI'S WEEKLY RANKINGS

ASSOCIATED PRESS	WEEK	USA TODAY
RV	Preseason	--
--	Nov. 11	No poll
--	Nov. 18	RV
RV	Nov. 25	RV
--	Dec. 2	--

2019-20 AMERICAN ATHLETIC CONFERENCE

2019-20 AMERICAN CONFERENCE STANDINGS (THRU NOV. 30)

TEAM	AAC	PCT.	OVERALL	PCT.
SMU	0-0	.000	7-0	1.000
Memphis	0-0	.000	6-1	.857
Wichita State	0-0	.000	6-1	.857
Tulsa	0-0	.000	6-1	.857
Tulane	0-0	.000	5-1	.833
Temple	0-0	.000	5-1	.833
Cincinnati	0-0	.000	5-2	.714
UConn	0-0	.000	4-2	.667
UCF	0-0	.000	4-2	.667
Houston	0-0	.000	3-2	.600
USF	0-0	.000	3-4	.429
East Carolina	0-0	.000	2-6	.250

2019-20 AAC COMPOSITE SCHEDULE

Sunday, Dec. 1
Maine at UConn 1 p.m. SNY/ESPN3
Southern at Tulane 2 p.m. ESPN3

Monday, Dec. 2m
Furman at USF 7 p.m. ESPN3

Tuesday, Dec. 3
Vermont at Cincinnati 7 p.m. CBSSN
Coppin State at ECU 7 p.m. ESPN3
Northwestern State at SMU 8 p.m. ESPN3
Bradley at Memphis 9 p.m. CBSSN

Wednesday, Dec. 4
Texas State at Houston 7 p.m. ESPN3
Iona at UConn 7 p.m. SNY/ESPN3
Arkansas-Pine Bluff at Tulsa 8 p.m. ESPN3
Tulane at Southern Miss 8 p.m.

Thursday, Dec. 5
Central Arkansas at Wichita State 8 p.m. Cox/ESPN3

Friday, Dec. 6
Dartmouth at USF 8 p.m. ESPN3

Saturday, Dec. 7
NJIT at UCF Noon ESPN3
Memphis at UAB 2 p.m.
Cincinnati at Xavier 5 p.m. FS1
Missouri at Temple 7:30 p.m. ESPN3
Georgetown at SMU 9:30 p.m. ESPN3
Arkansas State at Tulsa TBD

Sunday, Dec. 8
Houston at South Carolina Noon ESPN3
Tulane vs. Saint Louis (13) 1:30 p.m.
Wichita State at Oklahoma State 6 p.m. ESPN3

Tuesday, Dec. 10
Saint Joseph's at Temple 7 p.m. ESPN3
UConn vs. Indiana (14) 9 p.m. ESPN
Green Bay at USF 8 p.m. ESPN3

Wednesday, Dec. 11
UT Arlington at Houston 7 p.m. ESPN3
Boise State at Tulsa 8 p.m. ESPN3

Saturday, Dec. 14
Tulsa at Arkansas 1:30 p.m. ESPN3
Memphis at Tennessee 3 p.m. ESPN
Campbell at ECU 4 p.m. ESPN3
Oklahoma at Wichita State 6 p.m. ESPN2
Colgate at Cincinnati 7 p.m. ESPN3

CINCINNATI IN THE AMERICAN 2019-20 TEAM STATISTICS (THRU NOV. 30)

CATEGORY	[*NATIONAL] LEAGUE RANK (STAT)
Scoring.....	5th (75.0)
Scoring Defense.....	8th (67.7)
Scoring Margin.....	9th (+7.3)
Free Throw Pct.	11th (.643)
Field Goal Pct.	5th (.448)
Field Goal Pct. Defense.....	6th (.381)
3-Pt Field Goal Pct.	11th (.287)
3-Pt Field Goal Pct. Defense.....	4th (.295)
Rebounding Offense.....	4th (40.9)
Rebounding Defense.....	9th (36.1)
Rebounding Margin.....	5th (+4.7)
Blocked Shots.....	5th (4.0)
Assists.....	7th (14.3)
Steals.....	9th (6.1)
Turnover Margin.....	12th (-1.6)
Assist-to-Turnover Ratio.....	11th (0.9)
Offensive Rebounds.....	11th (10.4)
Defensive Rebounds.....	[17th] 1st (30.4)
3-Pt Field Goals Made.....	10th (5.9)

2019-20 INDIVIDUAL STATISTICS

PLAYER	[*NATIONAL] LEAGUE RANK (STAT)
Scoring	
Chris Vogt.....	16th (13.1)
Keith Williams.....	26th (11.3)
Rebounding	
Trevon Scott.....	[29th] 1st (9.9)
Chris Vogt.....	T12th (7.0)

Field Goal Percentage	[5th] 1st (.712)
Chris Vogt.....	

Free Throw Percentage	12th (.800)
Keith Williams.....	

Three-Point Field Goals Made	3rd (2.4)
Jaevin Cumberland.....	

Blocked Shots	T5th (1.3)
Chris Vogt.....	
Keith Williams.....	T8th (1.1)

Offensive Rebounds	T4th (3.0)
Trevon Scott.....	
Chris Vogt.....	T12th (2.3)

Defensive Rebounds	[41st] 3rd (6.9)
Trevon Scott.....	
Chris Vogt.....	T13th (4.7)

Minutes Played	T18th (29.6)
Trevon Scott.....	
Chris McNeal.....	25th (27.9)
Chris Vogt.....	26th (27.7)
Keith Williams.....	T30th (26.6)

*National rankings are in brackets. (Statistics through Nov. 30.)

UC'S RECORD WHEN

	19-20
Home games	3-0
Away games	0-1
Neutral site games	2-1
Conference games	0-0
vs. Top 25 teams	0-1
Overtime games	2-1
Lead at halftime	2-2
Trail at halftime	3-0
Tied at halftime	0-0
Lead with 10:00 left	4-1
Trail with 10:00 left	1-1
Tied with 10:00 left	0-0
Lead with 5:00 left	4-1
Trail with 5:00 left	1-1
Tied with 5:00 left	0-0
Lead with 2:00 left	4-1
Trail with 2:00 left	1-1
Tied with 2:00 left	0-0
Shoot better FG%	5-0
Shoot worse FG%	0-2
Shoot 50%-plus	3-0
Shoot below 50%	2-2
Opp. shoots 50%-plus	0-0
Opp. shoots below 50%	5-2
Opp. shoots below 40%	3-0
Make 7 or fewer 3FGs	4-1
Make 8 or more 3FGs	1-1
Shoot more FTs than opp.	4-1
Out-rebound opp.	3-0
Opp. out-rebounds UC	1-2
Same number of rebounds	1-0
Commit fewer TOs	1-1
Commit the same/more TOs	4-1
Commit 12 or less TOs	1-0
Outscore opp. bench	3-1
1-3 point games	1-0
4-5 point games	1-0
6-10 point games	1-2
11-19 point games	0-0
20-plus point games	2-0
Score 59 or fewer pts	0-1
Score 60-69 pts	1-0
Score 70 or more pts	2-1
Score 80 or more pts	2-1
Hold opp. to 50 or fewer pts	0-0
Hold opp. to 51-60 pts	2-1
Hold opp. to 61-70 pts	2-1
Opp. scores 70-plus pts	1-1
Opp. scores 80-plus pts	0-1
November	5-2
December	0-0
January	0-0
February	0-0
March	0-0
Monday	2-0
Tuesday	0-0
Wednesday	0-1
Thursday	1-0
Friday	1-0
Saturday	1-0
Sunday	0-1

BEARCATS STARTING LINEUPS

OPPONENT	UC STARTERS
Thomas More (EXH.)	McNeal, Jar. Cumberland, Williams, Scott, Vogt
at Ohio State	McNeal, Jar. Cumberland, Williams, Scott, Vogt
Drake	McNeal, Jar. Cumberland, Williams, Scott, Vogt
Alabama A&M	McNeal, Jae. Cumberland, Williams, Scott, Vogt
vs. Illinois State	McNeal, Jar. Cumberland, Williams, Scott, Vogt
vs. Bowling Green	McNeal, Jar. Cumberland, Williams, Scott, Vogt
vs. Valparaiso	McNeal, Jae. Cumberland, Williams, Scott, Vogt
UNLV	McNeal, Jar. Cumberland, Williams, Scott, Vogt
Vermont	
at Xavier	
Colgate	
Tennessee	
vs. Iowa	
UConn	
at Tulane	
Tulsa	
at UCF	
at Memphis	
ECU	
at Temple	
SMU	
Houston	
at Wichita State	
at UConn	
Memphis	
at ECU	
UCF	
Wichita State	
at Houston	
at USF	
Temple	

RECORD BY STARTING LINEUPS

UC STARTERS	RECORD
McNeal, Jar. Cumberland, Williams, Scott, Vogt	3-2
McNeal, Jae. Cumberland, Williams, Scott, Vogt	2-0

PLAYERS IN DOUBLE FIGURES

# OF PLAYERS	0	1	2	3	4	5	6	7
TIMES THIS SEASON	0	0	0	1	6	0	0	0

LEADS & DEFICITS

LARGEST LEAD OF SEASON -
33 pts (1:10, 2nd half vs. Alabama A&M [11/14/19])
LARGEST LEAD LOST IN DEFEAT -
13 pts (0:45, 1st half vs. Bowling Green [11/24/19])
LARGEST DEFICIT OF SEASON -
12 pts (18:18, 2nd half vs. UNLV [11/30/19])
LARGEST DEFICIT OVERCOME IN VICTORY -
12 pts (18:18, 2nd half vs. UNLV [11/30/19])

OVERTIME RECORDS

UC'S OVERALL RECORD	60-56
1 OT Games	51-45
2 OT Games	8-8
3 OT Games	0-1
4 OT Games	0-2
7 OT Games	1-0

RECORDS IN OVERTIME GAMES		
Home	30-17	.638
Schmidlapp Gym	3-4	.429
Schmidt Fieldhouse	0-1	.000
Music Hall	0-1	.000
Armory Fieldhouse	5-4	.556
Cincinnati Gardens	3-2	.600
U.S. Bank Arena	3-1	.750
Fifth Third Arena	16-4	.800
Away	18-30	.375
Neutral	12-9	.571

- Current Streak:** Won 2
- Longest Winning Streak:** 5 (Tay Baker - 1966-67)
- Longest Losing Streak:** 4 (Bob Ruess, 1943 - John Weithe, 1950)
- On Dec. 21, 1981 UC & Bradley played an NCAA-record 70T game (UC won, 75-73)
 - Cincinnati has been involved in two of the five NCAA tournament championship games to go into overtime. The Bearcats defeated Ohio State, 70-65, in 1961, but lost to Loyola (Ill.), 60-58, in 1963.
 - In 1966-67, Cincinnati played six overtime games, winning five.

UC COACHES IN OVERTIME GAMES			
COACH (YEARS)	NO.	RECORD	PCT.
John Brannen (2019-Present)	2	2-1	.667
Mick Cronin (2006-2019)	27	15-12	.556
Bob Huggins (1989-2005)	25	14-11	.560
Tay Baker (1965-72)	9	7-2	.778
Ed Jucker (1960-65)	9	4-5	.444
Ed Badger (1978-83)	8	3-5	.375
Tony Yates (1983-89)	7	2-5	.286
John Wiethe (1946-52)	5	1-4	.200
George Smith (1952-60)	4	3-1	.750
Gale Catlett (1972-78)	4	2-2	.500
Frank Rice (1928-32)	4	1-3	.250
Boyd Chambers (1918-28)	3	3-0	1.000
Clark Ballard (1939-42)	2	2-0	1.000
Andy Kennedy (2005-06)	2	1-1	.250
Tay Brown (1933-37)	2	0-2	.000
John Halliday (1932-33)	1	0-1	.000
Bob Ruess (1942-44)	1	0-1	.000
Walter Van Winkle (1937-39)	0	—	—
Ray Farnham (1944-46)	0	—	—

SPECIALTY STATISTICS

OPPONENT	RESULT	OFF TO	IN PAINT	2ND CHANCE	FAST BREAK	BENCH
at Ohio State		15	28	8	4	21
Cincinnati	L, 56-64	11	24	13	3	13
Drake		18	28	7	12	19
at Cincinnati	W, 81-59	20	38	10	12	33
Alabama A&M		12	24	8	12	17
at Cincinnati	W, 85-53	14	38	10	13	25
vs. Illinois State		19	30	9	8	32
Cincinnati	W, 66-65	18	40	13	8	2
vs. Bowling Green		11	40	12	4	19
Cincinnati	L, 84-91 [OT]	6	29	15	12	34
vs. Valparaiso		34	34	13	12	18
Cincinnati	W, 81-77 [OT]	22	46	11	4	18
UNLV		13	20	15	6	5
at Cincinnati	W, 72-65 [OT]	21	34	9	13	20
Vermont						
at Cincinnati						
at Xavier						
at Cincinnati						
Colgate						
at Cincinnati						
Tennessee						
at Cincinnati						
vs. Iowa						
Cincinnati						
UConn						
at Cincinnati						
at Tulane						
Cincinnati						
Tulsa						
at Cincinnati						
at UCF						
Cincinnati						
at Memphis						
Cincinnati						
ECU						
at Cincinnati						
at Temple						
Cincinnati						
SMU						
at Cincinnati						
Houston						
at Cincinnati						
at Wichita State						
Cincinnati						
at UConn						
Cincinnati						
Memphis						
at Cincinnati						
at ECU						
Cincinnati						
UCF						
at Cincinnati						
Wichita State						
at Cincinnati						
at Houston						
Cincinnati						
at USF						
at Cincinnati						
Temple						
at Cincinnati						
TOTALS		OFF TO	IN PAINT	2ND CHANCE	FAST BREAK	BENCH
CINCINNATI		112	249	81	65	145
AVERAGE		16.0	35.6	11.6	9.3	20.7
OPPONENTS		122	204	72	58	131
AVERAGE		17.4	29.1	10.3	8.3	18.7

CINCINNATI RADIO-TV CHART



0

CHRIS McNEAL
G • 6-1 • 190 • GR-TR
Jackson, Tenn.



1

JEREMIAH DAVENPORT
G • 6-7 • 205 • FR-HS
Cincinnati, Ohio




2

KEITH WILLIAMS
G • 6-5 • 215 • JR-2L
Brooklyn, N.Y.



3

MIKA ADAMS-WOODS
G • 6-3 • 185 • FR-HS
Syracuse, N.Y.



5

TREVOR MOORE
G • 6-5 • 190 • JR-2L
Houston, Texas



13

TREVON SCOTT
F • 6-8 • 225 • R-SR-3L
Townsend, Ga.



20

MAMOUDOU DIARRA
F • 6-9 • 220 • R-SO-1L
Bamako, Mali



21

JAEVIN CUMBERLAND
G • 6-3 • 185 • GR-TR
Wilmington, Ohio



23

ZACH HARVEY
G • 6-5 • 195 • FR-HS
Topeka, Kan.



24

PRINCE TOYAMBI
F • 6-7 • 225 • R-FR-HS
Kinshasa, Congo



31

SAM MARTIN
G • 5-10 • 170 • JR-2L
Cincinnati, Ohio



32

JOHN KOZ
G • 6-1 • 200 • SR-3L
Cleveland, Ohio



33

CHRIS VOGT
C • 7-1 • 260 • JR-TR
Mayfield, Ky.



34

JARRON CUMBERLAND
G • 6-5 • 210 • SR-3L
Wilmington, Ohio



35

JAUME "JAY" SOROLLA
C • 7-0 • 260 • GR-TR
Barcelona, Spain



44

ADAM COOK
F • 6-6 • 180 • JR-HS
Marysville, Ohio



45

ROB BANKS
F • 6-5 • 200 • FR-HS
Binfield, England



JOHN BRANNEN
HEAD COACH
First Season



JAYSON GEE
ASSISTANT COACH
First Season



SEAN DWYER
ASSISTANT COACH
First Season



TIM MORRIS
ASSISTANT COACH
First Season

CINCINNATI PLAYER SEASON & CAREER HIGHS

#0 - CHRIS McNEAL

2019-20 Season		Career
17 vs. Bowling Green, 11/24/19	Pts	29 vs. Tennessee Tech, 11/21/17#
12 at Ohio State, 11/6/19	FG Atts	16, 2x (last vs. TCU, 11/24/17)#
5 vs. Drake, 11/11/19	FG Made	8, 3x (last at Utah State, 1/31/18)#
6, 2x (last vs. Drake, 11/11/19)	3PT-FG Atts	11 vs. Tennessee Tech, 11/21/17#
1, 3x (last vs. Bowling Green, 11/24/19)	3PT-FG Made	7 vs. Tennessee Tech, 11/21/17#
21 vs. Bowling Green, 11/24/19	FT Atts	21 vs. Bowling Green, 11/24/19
10 vs. Bowling Green, 11/24/19	FT Made	10, 2x (last 10 vs. Bowling Green, 11/24/19)
7 vs. Bowling Green, 11/24/19	Rebs	7, 5x (last vs. Bowling Green, 11/24/19)
4, 3x (last vs. Bowling Green, 11/24/19)	Assts	10 vs. Northern New Mexico, 11/11/17#
4 at Ohio State, 11/6/19	Stls	4 at Ohio State, 11/6/19
1 vs. Bowling Green, 11/24/19	Blks	1, 2x (last vs. Bowling Green, 11/24/19)
38 vs. Bowling Green, 11/24/19	Mins	38 vs. Bowling Green, 11/24/19

- Statistics from playing career at New Mexico

#1 - JEREMIAH DAVENPORT

2019-20 Season		Career
7 vs. Bowling Green, 11/24/19	Pts	7 vs. Bowling Green, 11/24/19
4 vs. Alabama A&M, 11/14/19	FG Atts	4 vs. Alabama A&M, 11/14/19
2 vs. Alabama A&M, 11/14/19	FG Made	2 vs. Alabama A&M, 11/14/19
1, 3x (last vs. Illinois State, 11/22/19)	3PT-FG Atts	1, 3x (last vs. Illinois State, 11/22/19)
1 vs. Alabama A&M, 11/14/19	3PT-FG Made	1 vs. Alabama A&M, 11/14/19
6 vs. Bowling Green, 11/24/19	FT Atts	6 vs. Bowling Green, 11/24/19
5 vs. Bowling Green, 11/24/19	FT Made	5 vs. Bowling Green, 11/24/19
6 vs. Bowling Green, 11/24/19	Rebs	6 vs. Bowling Green, 11/24/19
1 vs. Valparaiso, 11/25/19	Assts	1 vs. Valparaiso, 11/25/19
1, 2x (last vs. Valparaiso, 11/25/19)	Stls	1, 2x (last vs. Valparaiso, 11/25/19)
0	Blks	0
16 vs. Bowling Green, 11/24/19	Mins	16 vs. Bowling Green, 11/24/19

#2 - KEITH WILLIAMS

2019-20 Season		Career
17 vs. Valparaiso, 11/25/19	Pts	19 vs. UCLA, 12/19/18
12 vs. Valparaiso, 11/25/19	FG Atts	14 vs. Xavier, 12/8/18
6 vs. Valparaiso, 11/25/19	FG Made	8 vs. UCLA, 12/19/18
3, 2x (last vs. Alabama A&M, 11/14)	3PT-FG Atts	5, 2x (last vs. Houston, 2/10/19)
2 at Ohio State, 11/6/19	3PT-FG Made	3 vs. UCLA, 12/19/18
6, 2x (last vs. Valparaiso, 11/25/19)	FT Atts	10 vs. Wichita State, 2/17/19
5, 2x (last vs. Valparaiso, 11/25/19)	FT Made	9 vs. Wichita State, 2/17/19
7 vs. Valparaiso, 11/25/19	Rebs	8 at UNLV, 12/1/18
3, 2x (last vs. Alabama A&M, 11/14)	Assts	5 vs. Tulsa, 1/24/19
1, 3x (last vs. Valparaiso, 11/25/19)	Stls	4, 2x (last vs. Houston, 2/10/19)
2, 2x (last vs. Valparaiso, 11/25/19)	Blks	3 vs. NC Central, 11/13/18
36 vs. Valparaiso, 11/25/19	Mins	37, 2x (last vs. Houston, 2/10/19)

#3 - MIKA ADAMS-WOODS

2019-20 Season		Career
10 vs. Valparaiso, 11/25/19	Pts	10 vs. Valparaiso, 11/25/19
6 vs. Valparaiso, 11/25/19	FG Atts	6 vs. Valparaiso, 11/25/19
4 vs. Valparaiso, 11/25/19	FG Made	4 vs. Valparaiso, 11/25/19
2, 2x (last vs. Valparaiso, 11/25/19)	3PT-FG Atts	2, 2x (last vs. Valparaiso, 11/25/19)
1, 2x (last vs. Valparaiso, 11/25/19)	3PT-FG Made	1, 2x (last vs. Valparaiso, 11/25/19)
2 vs. Alabama A&M, 11/14/19	FT Atts	2 vs. Alabama A&M, 11/14/19
2 vs. Alabama A&M, 11/14/19	FT Made	2 vs. Alabama A&M, 11/14/19
5 vs. Drake, 11/11/19	Rebs	5 vs. Drake, 11/11/19
3 vs. Drake, 11/11/19	Assts	3 vs. Drake, 11/11/19
1, 2x (last vs. Valparaiso, 11/25/19)	Stls	1, 2x (last vs. Valparaiso, 11/25/19)
0	Blks	0
18 vs. Valparaiso, 11/25/19	Mins	18 vs. Valparaiso, 11/25/19

#5 - TREVOR MOORE

2019-20 Season		Career
3 vs. Alabama A&M, 11/14/19	Pts	14 vs. UCF, 2/6/18
3 vs. Alabama A&M, 11/14/19	FG Atts	10 vs. SC State, 12/22/18
1 vs. Alabama A&M, 11/14/19	FG Made	4, 4x (last vs. SC State, 12/22/18)
3 vs. Alabama A&M, 11/14/19	3PT-FG Atts	8, 2x (last vs. SC State, 12/22/18)
1 vs. Alabama A&M, 11/14/19	3PT-FG Made	4 vs. UConn, 2/22/18
0	FT Atts	5, vs UCF, 2/6/18
0	FT Made	4 vs UCF, 2/6/18
3 vs. Alabama A&M, 11/14/19	Rebs	8 vs. Richmond, 11/21/17
1, 3x (last vs. Illinois State, 11/22/19)	Assts	4 vs. Arkansas-Pine Bluff, 11/27/18
1 vs. Alabama A&M, 11/14/19	Stls	3, 2x (last at Tulsa, 1/10/19)
0	Blks	1, 3x (last vs. Ark.-Pine Bluff, 11/27/18)
10 vs. Illinois State, 11/22/19	Mins	26, 2x (last at Tulsa, 1/10/19)

#13 - TREVON SCOTT

2019-20 Season		Career
16 vs. Alabama A&M, 11/14/19	Pts	22 vs. NKU, 12/4/18
11 vs. Illinois State, 11/22/19	FG Atts	17 vs. SMU, 3/15/19
7 vs. Alabama A&M, 11/14/19	FG Made	9 at UCF, 3/7/19
2, 3x (last vs. Alabama A&M, 11/14/19)	3PT-FG Atts	5 at Memphis, 2/7/19
2 at Ohio State, 11/6/19	3PT-FG Made	2, 4x (last at Ohio State, 11/6/19)
8 vs. Bowling Green, 11/24/19	FT Atts	13 vs. NKU, 12/4/18
6 vs. Bowling Green, 11/24/19	FT Made	12 vs. NKU, 12/4/18
12 at Ohio State, 11/6/19	Rebs	12, 2x (last at Ohio State, 11/6/19)
3 vs. Illinois State, 11/22/19	Assts	6 vs. Western Carolina, 11/13/17
3 vs. Valparaiso, 11/25/19	Stls	5 vs. USF, 1/29/17
2 vs. Illinois State, 11/22/19	Blks	5 vs. Lipscomb, 11/26/16
37 vs. Bowling Green, 11/24/19	Mins	39 at UCF, 3/7/19

#20 - MAMOUDOU DIARRA

2019-20 Season		Career
4 vs. Drake, 11/11/19	Pts	9, 2x (last vs. Ark.-Pine Bluff, 11/27/18)
3 vs. Drake, 11/11/19	FG Atts	6, 3x (last vs. SC State, 12/22/18)
2 vs. Drake, 11/11/19	FG Made	4 vs. Arkansas-Pine Bluff, 11/27/18
0	3PT-FG Atts	2 vs. Coppin State, 11/16/17
0	3PT-FG Made	1, 2x (last vs. Ark.-Pine Bluff, 11/27/18)
0	FT Atts	4, 2x (last vs. Western Michigan, 11/19/18)
0	FT Made	3, 2x (last vs. Houston, 3/10/19)
9 vs. Alabama A&M, 11/14/19	Rebs	9 vs. Alabama A&M, 11/14/19
1 vs. Bowling Green, 11/24/19	Assts	1, 7x (last vs. Bowling Green, 11/24/19)
1, 2x (last vs. Illinois State, 11/22/19)	Stls	2 at UCF, 3/7/19
1 vs. Drake, 11/11/19	Blks	2, 2x (last vs. Tulane, 1/2/19)
16 vs. Drake, 11/11/19	Mins	16 vs. Drake, 11/11/19

#21 - JAEVIN CUMBERLAND

2019-20 Season		Career
21 vs. Bowling Green, 11/24/19	Pts	31 vs. Oral Roberts, 11/24/18#
15 vs. Bowling Green, 11/24/19	FG Atts	21 vs. Youngstown State, 3/6/18#
6, 2x (last vs. Bowling Green, 11/24/19)	FG Made	8, 4x (last vs. NKU, 3/11/19)#
14 vs. Bowling Green, 11/24/19	3PT-FG Atts	15 vs. Youngstown State, 1/31/19#
6 vs. Bowling Green, 11/24/19	3PT-FG Made	7, 2x (last vs. NKU, 3/11/19)#
4 vs. Bowling Green, 11/24/19	FT Atts	15 vs. Oral Roberts, 11/24/18#
3 vs. Bowling Green, 11/24/19	FT Made	15 vs. Oral Roberts, 11/24/18#
3 vs. Alabama A&M, 11/14/19	Rebs	8 vs. Defiance, 11/19/18#
6 vs. Alabama A&M, 11/14/19	Assts	9 vs. Defiance, 11/19/18#
5 vs. Alabama A&M, 11/14/19	Stls	5 vs. Alabama A&M, 11/14/19
1 vs. Alabama A&M, 11/14/19	Blks	2 vs. Milwaukee, 1/10/19#
34 vs. Bowling Green, 11/24/19	Mins	40, 6x (last vs. NKU, 3/11/19)#

- Statistics from playing career at Oakland

#23 - ZACH HARVEY

2019-20 Season		Career
4 vs. Alabama A&M, 11/14/19	Pts	4 vs. Alabama A&M, 11/14/19
4 vs. Drake, 11/11/19	FG Atts	4 vs. Drake, 11/11/19
1, 3x (last vs. Bowling Green, 11/24/19)	FG Made	1, 3x (last vs. Bowling Green, 11/24/19)
1 vs. Drake, 11/11/19	3PT-FG Atts	1 vs. Drake, 11/11/19
0	3PT-FG Made	0
4 vs. Alabama A&M, 11/14/19	FT Atts	4 vs. Alabama A&M, 11/14/19
2 vs. Alabama A&M, 11/14/19	FT Made	2 vs. Alabama A&M, 11/14/19
2 vs. Alabama A&M, 11/14/19	Rebs	2 vs. Alabama A&M, 11/14/19
2 vs. Alabama A&M, 11/14/19	Assts	2 vs. Alabama A&M, 11/14/19
1 vs. Drake, 11/11/19	Stls	1 vs. Drake, 11/11/19
0	Blks	0
14 vs. Drake, 11/11/19	Mins	14 vs. Drake, 11/11/19

#33 - CHRIS VOGT

2019-20 Season		Career
18 vs. Alabama A&M, 11/14/19	Pts	20 vs. Green Bay, 1/24/19#
9 vs. Alabama A&M, 11/14/19	FG Atts	13 vs. Green Bay, 1/24/19#
7 vs. Alabama A&M, 11/14/19	FG Made	9 vs. Breen Bay, 1/24/19#
0	3PT-FG Atts	0
0	3PT-FG Made	0
8 vs. Bowling Green, 11/24/19	FT Atts	9 vs. Manhattan, 11/17/18#
5 vs. Illinois State, 11/22/19	FT Made	5 vs. Illinois State, 11/22/19
13 vs. Illinois State, 11/22/19	Rebs	14 vs. Green Bay, 1/24/19#
2 vs. Alabama A&M, 11/14/19	Assts	3 vs. Green Bay, 1/24/19#
1 vs. Bowling Green, 11/24/19	Stls	1, 14x (last vs. Bowling Green, 11/24/19)
2 vs. Drake, 11/11/19	Blks	4, 2x (last at Green Bay, 3/2/19)#
33, 2x (last vs. Bowling Green, 11/24/19)	Mins	33, 2x (last vs. Bowling Green, 11/24/19)

- Statistics from playing career at Northern Kentucky

#34 - JARRON CUMBERLAND

2019-20 Season		Career
23 vs. Illinois State, 11/22/19	Pts	34 vs. USF, 1/15/19
16 vs. Illinois State, 11/22/19	FG Atts	25 at Houston, 2/10/19
5 vs. Illinois State, 11/22/19	FG Made	11, 2x (last vs. Houston, 3/17/19)
8 vs. Illinois State, 11/22/19	3PT-FG Atts	11 vs. Georgia State, 3/16/18
3 vs. Drake, 11/11/19	3PT-FG Made	6, 2x (last vs. Wichita State, 2/17/19)
17 vs. Illinois State, 11/22/19	FT Atts	17, 2x (last vs. vs. Illinois State, 11/22/19)
12 vs. Illinois State, 11/22/19	FT Made	14 vs. USF, 1/15/19
4 vs. Bowling Green, 11/24/19	Rebs	11 vs. Georgia State, 3/16/18
3 at Ohio State, 11/6/19	Assts	8, 3x (last 8 vs. SMU, 3/15/19)
2 vs. Illinois State, 11/22/19	Stls	5 vs. SMU, 3/12/17
0	Blks	3 vs. ECU, 1/20/18
33, 2x (last vs. Illinois State, 11/22/19)	Mins	42 vs. UConn, 1/12/19

#35 - JAUME "JAY" SOROLLA

2019-20 Season		Career
8 vs. Drake, 11/11/19	Pts	17 vs. Southern Illinois, 1/6/18#
5, 2x (last vs. Alabama A&M, 11/14/19)	FG Atts	11, 3x (last vs. Purdue Northwest, 12/29/18)#
3, 2x (last vs. Drake, 11/11/19)	FG Made	6, 3x (last vs. Drake, 1/26/19)#
0	3PT-FG Atts	1, 4x (last vs. Loyola Chicago, 3/8/19)#
0	3PT-FG Made	1, 2x (last vs. Loyola Chicago, 3/8/19)#
2, 2x (last vs. Alabama A&M, 11/14/19)	FT Atts	8 vs. Southern Illinois, 1/6/18#
2 vs. Drake, 11/11/19	FT Made	7 vs. Southern Illinois, 1/6/18#
6 vs. Drake, 11/11/19	Rebs	12 vs. Indiana State, 12/17/16#
2, 2x (last vs. Drake, 11/11/19)	Assts	3 vs. Cleveland State, 2/9/17#
0	Stls	3, 2x (last at Texas A&M, 12/19/18)#
1 vs. Alabama A&M, 11/14/19	Blks	5 vs. Drake, 1/26/19#
23 at Ohio State, 11/6/19	Mins	33 vs. Santa Clara, 12/22/16#

- Statistics from playing career at Valparaiso



#0 CHRIS MCNEAL

GUARD • 6-1 • 190 • GRADUATE • TR • JACKSON, TENN. (SOUTH SIDE HS/TENNESSEE TECH)

MOMENTS

- » Scored a career-high 29 points against Tennessee Tech (11/21/17) with seven three-pointers while at New Mexico.
- » Posted a double-double with 24 points and 10 assists vs. Northern New Mexico (11/11/17) while at New Mexico.
- » Set the freshman record for assists (134) during 2015-16 season at Western Kentucky.

2019-20 Season (Grad Transfer): Tallied 17 points with seven rebounds and four assists against Bowling Green (11/24) ... posted 12 points, four assists and three steals vs. Drake (11/11) ... scored 10 points and recorded a career-high four steals at No. 18 Ohio State (11/6) ... tallied a game-high 15 points with a trio of threes and three steals against Thomas More (10/31).

Prior to Cincinnati: Graduate transfer who sat out the 2018-19 season at Tennessee Tech after transferring from New Mexico ... saw action in all 34 games with 19 starts for the Lobos during the 2017-18 season, averaging 9.5 points and 2.7 assists in 24.4 minutes ... finished second on the team in assists (93) and third in three-pointers (56) ... posted a trio of 20-point games, including a career-best 29 points with seven three-pointers against Tennessee Tech on Nov. 21, 2017 ... recorded a double-double with 24 points and 10 assists against Northern New Mexico on Nov. 11, 2017 ... averaged 13.1 points and 5.3 assists while making 83 three-pointers in 2016-17 at Indian Hills Community College in Ottumwa, Iowa ... named a junior college honorable mention All-American in 2016-17, helping guide the Warriors to a 29-5 record, Region XI regular season and postseason titles, a district title game appearance and appearance in the national tournament ... scored 30 points on 11-of-23 shooting against Southwestern Community College on Jan. 7, 2017 ... started college career started at Western Kentucky where he played in all 34 games during his freshman season, averaging 5.6 points, 4.0 rebounds and 3.9 assists in 28.0 minutes ... his 134 assists were the most by a freshman in school history ... tabbed a two-time all-state selection and finalist for the 2015 Tennessee Class AA Mr. Basketball award for while averaging 23 points, eight assists, seven rebounds and four steals as a senior at South Side High School ... helped lead his team to the 2014 state championship while finishing his career with more than 1,800 points, 500 assists, 300 rebounds and 200 steals.

Personal: Born May 16, 1997 in Fort Oglethorpe, Ga. ... son of Elverna Cain ... has one brother, Jauwon Cain ... right-handed.

SEASON & CAREER STATISTICS

2019-20 Season		Career
17 vs. Bowling Green, 11/24/19	Pts	29 vs. Tennessee Tech, 11/21/17#
12 at Ohio State, 11/6/19	FG Atts	16, 2x (last vs. TCU, 11/24/17)#
5 vs. Drake, 11/11/19	FG Made	8, 3x (last at Utah State, 1/31/18)#
6, 2x (last vs. Drake, 11/11/19)	3PT-FG Atts	11 vs. Tennessee Tech, 11/21/17#
1, 3x (last vs. Bowling Green, 11/24/19)	3PT-FG Made	7 vs. Tennessee Tech, 11/21/17#
21 vs. Bowling Green, 11/24/19	FT Atts	21 vs. Bowling Green, 11/24/19
10 vs. Bowling Green, 11/24/19	FT Made	10, 2x (last 10 vs. Bowling Green, 11/24/19)
7 vs. Bowling Green, 11/24/19	Rebs	7, 5x (last vs. Bowling Green, 11/24/19)
4, 3x (last vs. Bowling Green, 11/24/19)	Assts	10 vs. Northern New Mexico, 11/11/17#
4 at Ohio State, 11/6/19	Stls	4 at Ohio State, 11/6/19
1 vs. Bowling Green, 11/24/19	Blks	1, 2x (last vs. Bowling Green, 11/24/19)
38 vs. Bowling Green, 11/24/19	Mins	38 vs. Bowling Green, 11/24/19

- Statistics from playing career at New Mexico

MISCELLANEOUS STATISTICS

CATEGORY	2015-16	2017-18	2019-20	CAREER
Double-Figure Scoring Games	5	15	3	23
Double-Figure Rebounding Games	0	0	0	0
Double-Double Games	0	1	0	1
20-Point Scoring Games	0	3	0	3
Games Led Team in Scoring	1	3	0	4
Games Led Team in Rebounding	3	0	0	3
Games Led Team in Assists	21	7	2	30
Games With 3+ Assists	24	15	4	43
Games With 3+ Blocks	0	0	0	0
Games With 3+ Steals	2	1	2	5
Games With 3+ 3-Pointers	2	5	0	7

CAREER STATISTICS

Season	gp-gs	min/avg	Total		3-Point		F-Throws		Rebounds				Scoring							
			fg-fga	pct	fg-fga	pct	ft-fa	pct	off	def	tot	avg	pf	fo	ast	to	blk	stl	pts	avg
2015-16*	34-29	952/28.0	57-179	.318	34-120	.283	42-61	.689	21	114	135	4.0	61	0	134	67	1	19	190	5.6
2017-18*	34-19	832/24.5	102-274	.372	56-178	.315	63-83	.759	6	56	62	1.8	56	0	93	64	0	26	323	9.5
2019-20	7-7	195/27.9	15-50	.300	4-27	.148	16-35	.457	4	18	22	3.1	13	0	17	14	1	8	50	7.1
TOTAL	7-7	195/27.9	15-50	.300	4-27	.148	16-35	.457	4	18	22	3.1	13	0	17	14	1	8	50	7.1
All*	75-55	1979/26.4	174-503	.346	94-325	.289	121-179	.676	31	188	219	2.9	130	0	244	145	2	53	563	7.5

* Statistics from prior team/school



#0 CHRIS MCNEAL

GUARD • 6-1 • 190 • GRADUATE • TR • JACKSON, TENN. (SOUTH SIDE HS/TENNESSEE TECH)

GAME-BY-GAME STATISTICS

2019-20 (GRAD TRANSFER SEASON - CINCINNATI)

Opponent	Date	Total				3-Pointers		Free throws		Rebounds				pf	a	t/o	blk	stl	pts	avg	
		gs	min	fg-fga	pct	3fg-fga	pct	ft-fa	pct	off	def	tot	avg								
at Ohio St.	11/06/19	*	34	4-12	.333	1-6	.167	1-1	1.000	1	3	4	4.0	3	1	2	0	4	10	10.0	
DRAKE	11/11/19	*	26	5-11	.455	1-6	.167	1-3	.333	0	2	2	3.0	1	4	0	0	3	12	11.0	
ALABAMA A&M	11/14/19	*	26	0-5	.000	0-4	.000	2-4	.500	0	4	4	3.3	1	4	3	0	1	2	8.0	
vs Illinois State	11/22/19	*	31	1-3	.333	0-2	.000	0-2	.000	1	2	3	3.3	3	0	1	0	0	2	6.5	
vs Bowling Green	11/24/19	*	38	3-11	.273	1-5	.200	10-21	.476	2	5	7	4.0	4	4	3	1	0	17	8.6	
vs Valparaiso	11/25/19	*	27	2-5	.400	1-2	.500	2-2	1.000	0	2	2	3.7	1	1	4	0	0	7	8.3	
UNLV	11/30/19	*	13	0-3	.000	0-2	.000	0-2	.000	0	0	0	3.1	0	3	1	0	0	0	7.1	
Totals			7	195	15-50	.300	4-27	.148	16-35	.457	4	18	22	3.1	13	17	14	1	8	50	7.1

2017-18 (JUNIOR SEASON - NEW MEXICO)

Opponent	Date	gs	min	Total		3-Pointers		Free throws		Rebounds				pf	a	t/o	blk	stl	pts	avg	
				fg	fga	pct	3fg	3fga	pct	ft	ftr	pct	off								def
NORTHERN NEW MEXIC	11/11/17	*	23	8-14	571	6-10	600	2-3	667	0	1	1	1.0	1	10	3	0	1	24	24.0	
NEBRASKA-OMAHA	11/14/17	*	27	3-7	429	2-6	333	1-5	200	0	2	2	1.5	0	3	2	0	2	9	16.5	
at New Mexico State	11/17/17	*	29	3-8	375	1-4	250	3-3	1,000	1	3	4	2.3	2	1	3	0	0	10	14.3	
TENNESSEE TECH	11/21/17	*	34	8-16	500	7-11	636	6-8	750	1	3	4	2.8	3	6	4	0	1	29	18.0	
vs TCU	11/24/17	*	28	5-16	313	2-10	200	0-0	.000	1	3	4	3.0	3	2	2	0	1	12	16.8	
vs Maryland	11/25/17	*	29	6-14	429	2-6	333	5-5	1,000	0	0	0	2.5	3	2	2	0	1	19	17.2	
EVANSVILLE	11/29/17	*	29	5-8	625	2-4	500	1-1	1,000	0	2	2	2.4	2	1	1	0	2	13	16.6	
at UTEP	12/2/17	*	34	1-5	200	1-4	250	6-6	1,000	0	3	3	2.5	1	3	0	0	1	9	15.6	
at Colorado	12/6/17	*	25	1-6	167	0-3	000	2-3	667	0	2	2	2.4	1	3	2	0	0	4	14.3	
NEW MEXICO STATE	12/9/17		28	1-6	167	0-4	000	2-3	667	0	3	3	2.5	1	2	4	0	0	4	13.3	
ARIZONA	12/16/17		28	2-9	222	2-8	250	0-0	.000	1	3	4	2.6	3	2	3	0	1	6	12.6	
RICE	12/19/17		26	4-8	500	4-8	500	1-2	500	0	2	2	2.6	0	2	0	0	1	13	12.7	
PRAIRIE VIEW A&M	12/22/17		23	2-7	286	1-5	200	0-0	.000	0	0	0	2.4	2	1	3	0	0	5	12.1	
AIR FORCE	12/27/17	*	22	3-8	375	1-6	167	0-0	.000	0	4	4	2.5	4	1	0	0	0	7	11.7	
at Nevada	12/30/17		20	3-8	375	1-6	167	0-0	.000	0	2	2	2.5	0	2	1	0	0	7	11.4	
at Boise State	01/03/18		24	1-10	100	0-5	000	0-0	.000	0	3	3	2.5	1	7	0	0	0	2	10.8	
SAN JOSE STATE	1/6/18		32	4-11	364	2-8	250	2-4	500	0	1	1	2.4	0	4	2	0	0	12	10.9	
WYOMING	1/10/18		21	1-4	250	1-3	333	2-2	1,000	0	0	0	2.3	2	1	6	0	0	5	10.6	
at Fresno State	01/13/18		25	4-9	444	1-5	200	7-8	875	0	0	0	2.2	4	2	0	0	1	16	10.8	
at UNLV	01/17/18		18	0-4	000	0-2	000	1-2	500	0	3	3	2.2	0	0	2	0	0	1	10.4	
SAN DIEGO STATE	1/20/18		17	2-6	333	2-3	667	0-1	.000	0	1	1	2.1	3	3	1	0	0	6	10.1	
COLORADO STATE	1/27/18		15	1-5	200	1-4	250	0-0	.000	0	1	1	2.1	0	1	0	0	1	3	9.8	
at Utah State	01/31/18	*	36	8-15	533	3-6	500	2-2	1,000	0	2	2	2.1	2	3	1	0	0	21	10.3	
at San Jose State	02/03/18	*	24	2-7	286	1-6	167	1-2	500	0	2	2	2.1	2	3	1	0	2	6	10.1	
BOISE STATE	2/6/18	*	21	2-6	333	2-5	400	0-0	.000	0	2	2	2.1	0	5	0	0	1	6	10.0	
at Air Force	2/10/18	*	26	4-10	400	1-5	200	1-2	500	0	1	1	2.0	2	1	2	0	1	10	10.0	
UTAH STATE	2/14/18		21	4-10	400	1-5	200	1-1	1,000	0	1	1	2.0	2	3	1	0	2	10	10.0	
at Wyoming	02/20/18	*	26	3-8	375	1-5	200	10-12	833	0	0	0	1.9	4	6	5	0	3	17	10.2	
UNLV	2/25/18	*	23	1-5	200	0-3	.000	2-2	1,000	0	2	2	1.9	2	2	2	0	0	4	10.0	
at Colorado State	2/28/18	*	22	3-6	500	3-6	500	1-2	500	1	1	2	1.9	2	1	4	0	2	10	10.0	
FRESNO STATE	3/3/18	*	18	1-2	500	1-1	1,000	2-2	1,000	0	0	0	1.9	3	1	2	0	0	5	9.8	
vs Wyoming	03/08/18		18	2-6	333	2-5	400	2-2	1,000	0	0	0	1.8	1	3	1	0	1	8	9.8	
vs Utah State	03/09/18		21	4-8	500	2-5	400	0-0	.000	0	3	3	1.8	2	2	2	0	1	10	9.8	
vs San Diego State	03/10/18	*	19	0-2	000	0-1	.000	0-0	.000	1	0	1	1.8	1	1	1	0	0	0	9.5	
Totals			19	832	102-274	.372	56-178	.315	63-83	.759	6	56	62	1.8	56	93	64	0	26	323	9.5

2015-16 (FRESHMAN SEASON - WESTERN KENTUCKY)

Opponent	Date	gs	min	Total		3-Pointers		Free throws		Rebounds				pf	a	t/o	blk	stl	pts	avg	
				fg	fga	pct	3fg	3fga	pct	ft	fta	pct	off								def
CAMPBELLVILLE (KY.)	11/14/15	*	18	0-1	.000	0-1	.000	0-0	.000	0	3	3	3.0	3	3	1	0	0	0	0.0	
at Belmont	11/18/15	*	32	3-8	.375	2-4	.500	0-0	.000	2	3	5	4.0	4	4	1	0	0	8	4.0	
STONY BROOK	11/21/15	*	28	2-6	.333	1-3	.333	0-1	.000	0	3	3	3.7	1	6	0	0	0	5	4.3	
vs Drake	11/23/15	*	36	3-9	.333	2-6	.333	2-2	1.000	2	2	4	3.8	2	5	1	0	1	10	5.8	
vs Central Michigan	11/24/15	*	24	0-2	.000	0-1	.000	4-4	1.000	1	3	4	3.8	2	6	1	0	1	4	5.4	
vs Duquesne	11/25/15	*	18	0-5	.000	0-3	.000	0-0	.000	0	3	3	3.7	1	3	2	0	0	0	4.5	
EASTERN KENTUCKY	12/01/15	*	35	3-5	.600	3-5	.600	0-0	.000	0	5	5	3.9	2	6	3	0	0	9	5.1	
at Xavier	12/05/15	*	29	1-5	.200	0-2	.000	1-2	.500	1	5	6	4.1	2	5	5	0	0	3	4.9	
INDIANA STATE	12/13/15	*	27	1-3	.333	1-1	1.000	0-0	.000	1	2	3	4.0	1	6	0	0	2	3	4.7	
ALABAMA A&M	12/16/15	*	25	3-5	.600	2-4	.500	4-4	1.000	0	1	1	3.7	4	4	0	0	0	12	5.4	
at Louisville	12/19/15	*	27	0-4	.000	0-3	.000	2-4	.500	2	5	7	4.0	0	4	4	0	0	2	5.1	
DETROIT	12/22/15	*	35	2-7	.286	0-3	.000	6-7	.857	0	5	5	4.1	2	7	3	0	0	10	5.5	
BRESCIA (KY.)	12/28/15	*	26	2-9	.222	0-4	.000	0-1	.000	1	4	5	4.2	2	5	2	1	3	4	5.4	
at Marshall	01/03/16	*	34	3-9	.333	0-5	.000	1-4	.250	2	5	7	4.4	3	4	2	0	1	7	5.5	
FIU	01/07/16	*	30	2-6	.333	2-5	.400	0-0	.000	1	6	7	4.5	1	6	2	0	1	6	5.5	
FLORIDA ATLANTIC	01/09/16	*	25	1-2	.500	1-1	1.000	1-2	.500	0	4	4	4.5	1	1	2	0	0	4	5.4	
at Rice	01/14/16	*	35	3-6	.500	1-3	.333	0-0	.000	0	6	6	4.6	3	5	4	0	2	7	5.5	
at North Texas	01/16/16	*	9	0-3	.000	0-1	.000	0-0	.000	0	3	3	4.5	2	1	2	0	0	0	5.2	
at Old Dominion	01/21/16	*	20	0-4	.000	0-3	.000	0-0	.000	0	1	1	4.3	0	2	2	0	1	0	4.9	
at Charlotte	01/23/16	*	32	0-5	.000	0-4	.000	3-4	.750	1	4	5	4.4	1	1	1	0	0	3	4.9	
UAB	01/28/16	*	30	3-6	.500	2-5	.400	2-5	.400	1	5	6	4.4	2	5	3	0	1	10	5.1	
MIDDLE TENNESSEE	01/30/16	*	34	6-11	.545	4-8	.500	2-3	.667	0	3	3	4.4	3	2	3	0	0	18	5.7	
at UTSA	02/04/16	*	21	2-5	.400	2-5	.400	2-4	.500	0	2	2	4.3	2	2	2	0	1	8	5.8	
MARSHALL	02/13/16		20	0-3	.000	0-3	.000	0-0	.000	0	0	0	4.1	2	3	2	0	1	0	5.5	
OLD DOMINION	02/18/16	*	34	1-3	.333	1-3	.333	2-2	1.000	0	2	2	4.0	0	3	0	0	1	5	5.5	
CHARLOTTE	02/20/16	*	34	3-10	.300	1-5	.200	0-0	.000	1	4	5	4.0	2	1	2	0	0	7	5.6	
at Middle Tennessee	02/25/16	*	32	2-3	.667	2-3	.667	2-3	.667	2	4	6	4.1	2	6	0	0	0	8	5.7	
at UAB	02/27/16	*	25	1-2	.500	1-2	.500	0-1	.000	0	1	1	4.0	2	1	2	0	0	3	5.6	
SOUTH MISS	03/03/16	*	28	1-7	.143	1-5	.200	2-2	1.000	0	4	4	4.0	2	5	2	0	0	5	5.6	
LA TECH	03/05/16	*	37	2-6	.333	1-5	.200	2-2	1.000	2	5	7	4.1	1	7	6	0	0	7	5.6	
vs North Texas	03/09/16	*	34	3-5	.600	1-3	.333	2-2	1.000	0	6	6	4.2	1	9	4	0	0	9	5.7	
vs UAB	03/10/16	*	34	2-7	.286	1-5	.200	2-2	1.000	0	5	5	4.2	2	4	1	0	0	7	5.8	
vs Old Dominion	03/11/16	*	33	2-6	.333	2-5	.400	0-0	.000	1	1	0	4.1	3	1	0	0	0	6	5.8	
Totals			29	941	57-178	320	34-119	286	42-61	689	21	114	135	4.1	61	133	6.5	1	19	190	5.8



#1 JEREMIAH DAVENPORT

CINCINNATI, OHIO (MOELLER HS/HARGRAVE MILITARY ACADEMY)

2019-20 Season (Freshman): Registered seven points and six rebounds against Bowling Green (11/25) ... posted six points with three rebounds in 12 minutes vs. Alabama A&M (11/14) ... scored first collegiate points making all three free throws after being fouled on a 3-point attempt at Ohio State (11/6).

Prior to Cincinnati: Averaged 16.5 points, 7.4 rebounds and 2.1 steals while shooting 42 percent from three-point range at Hargrave Military Academy (Chatham, Va.) ... helped guide the Tigers to a 35-3 overall mark last season while earning most valuable player honors at the Legacy Nissan Classic and National Prep Showcase ... averaged 15.7 points, 6.2 rebounds and 2.1 assists and shooting 59 percent from the field as a senior at Moeller in 2017-18 ... earned Greater Cincinnati Boys Basketball Player of the Year accolades, Greater Catholic League South Co-Player of the Year honors and was named an Ohio Division I Boys Basketball Third-Team selection by the Ohio Prep Sportswriters Association ... helped lead the Crusaders to consecutive state championship game appearances as a junior and senior, winning the title in 2017-18 ... Moeller posted a 55-4 mark with Davenport playing varsity as a junior and senior, including a 27-3 record in 2017-18.

Personal: Born Sept. 24, 1999 in Cincinnati, Ohio ... son of Sheila and Darren Davenport ... has two brothers, Michael and Joshua, and three sisters Gabrielle, Naomi and Deborah ... comes from a basketball family, mother (Morehead State) and father (Alcorn State), along with brothers, Michael (St. Bonaventure, 2008-12) and Joshua (Winthrop, 2013-17) and sister, Naomi (West Virginia, 2017-19) all played NCAA Division I basketball ... right-handed.

SEASON & CAREER STATISTICS

2019-20 Season

	Pts	Career
7 vs. Bowling Green, 11/24/19	7 vs. Bowling Green, 11/24/19	
4 vs. Alabama A&M, 11/14/19	FG Atts	4 vs. Alabama A&M, 11/14/19
2 vs. Alabama A&M, 11/14/19	FG Made	2 vs. Alabama A&M, 11/14/19
1, 3x (last vs. Illinois State, 11/22/19)	3PT-FG Atts	1, 3x (last vs. Illinois State, 11/22/19)
1 vs. Alabama A&M, 11/14/19	3PT-FG Made	1 vs. Alabama A&M, 11/14/19
6 vs. Bowling Green, 11/24/19	FT Atts	6 vs. Bowling Green, 11/24/19
5 vs. Bowling Green, 11/24/19	FT Made	5 vs. Bowling Green, 11/24/19
6 vs. Bowling Green, 11/24/19	Rebs	6 vs. Bowling Green, 11/24/19
1 vs. Valparaiso, 11/25/19	Assts	1 vs. Valparaiso, 11/25/19
1, 3x (last vs. UNLV, 11/30/19)	Stls	1, 3x (last vs. UNLV, 11/30/19)
0	Blks	0
16 vs. Bowling Green, 11/24/19	Mins	16 vs. Bowling Green, 11/24/19

MISCELLANEOUS STATISTICS

CATEGORY	2019-20	CAREER
Double-Figure Scoring Games	0	0
Double-Figure Rebounding Games	0	0
Double-Double Games	0	0
20-Point Scoring Games	0	0
Games Led Team in Scoring	0	0
Games Led Team in Rebounding	0	0
Games Led Team in Assists	0	0
Games With 3+ Assists	0	0
Games With 3+ Blocks	0	0
Games With 3+ Steals	0	0
Games With 3+ 3-Pointers	0	0

GAME-BY-GAME STATISTICS

2019-20 (FRESHMAN SEASON)

Opponent	Date	gs	min	Total	fg-fga	pct	3pt-fga	pct	Free throws	ft-fa	pct	Rebounds	off	def	tot	avg	pf	a	to	blk	stl	pts	avg
at Ohio St.	11/06/19	5	0-0	.000	0-0	.000	3-3	1.000	1	1	2	2.0	4	0	0	0	3	3.0					
DRAKE	11/11/19	7	0-2	.000	0-1	.000	0-0	.000	0	2	2	2.0	0	0	0	0	0	0	0	0	0	1.5	
ALABAMA A&M	11/14/19	12	2-4	.500	1-1	1.000	1-3	.333	2	1	3	2.3	0	0	1	0	1	6	3.0				
vs Illinois State	11/22/19	7	0-1	.000	0-1	.000	0-0	.000	0	1	1	2.0	0	0	1	0	0	0	0	0	0	2.3	
vs Bowling Green	11/24/19	16	1-3	.333	0-0	.000	5-6	.833	3	3	6	2.8	4	0	2	0	0	7	3.2				
vs Valparaiso	11/25/19	10	1-2	.500	0-0	.000	0-0	.000	0	1	1	2.5	2	1	0	0	1	2	3.0				
UNLV	11/30/19	7	1-1	1.000	0-0	.000	0-0	.000	0	0	0	2.1	0	0	0	0	1	2	2.9				
Totals		64	5-13	.385	1-3	.333	9-12	.750	6	9	15	2.1	10	1	4	0	3	20	2.9				

CAREER STATISTICS

Season	gp-gs	min/avg	Total	fg-fga	pct	3-Point	fg-fga	pct	F-Throws	ft-fa	pct	Rebounds	off	def	tot	avg	pf	fo	ast	to	blk	stl	Scoring	pts	avg
2019-20	7-0	64/9.1	5-13	.385	1-3	.333	9-12	.750	6	9	15	2.1	10	0	1	4	0	3	20	2.9					
TOTAL	7-0	64/9.1	5-13	.385	1-3	.333	9-12	.750	6	9	15	2.1	10	0	1	4	0	3	20	2.9					



#2 KEITH WILLIAMS

GUARD • 6-5 • 215 • JUNIOR • 2L • BROOKLYN, N.Y. (BISHOP LOUGHLIN MEMORIAL)

MOMENTS

- » Scored a career-high 19 points on 8-of-13 shooting with a trio of three vs. UCLA (12/19/18).
- » Posted 15 points with a career-high eight rebounds at UNLV (12/1/18).

2019-20 Season (Junior): Posted 14 points and tied a career-high with eight rebounds to go with a pair of blocks against UNLV (11/30) ... scored 17 points on 6-of-12 shooting with seven rebounds and two blocks against Valparaiso (11/25) ... contributed 11 points, three assists, two steals and two blocks vs. Alabama A&M (11/14) ... scored a team-high 13 points on 5-of-10 shooting with a pair of threes at No. 18 Ohio State (11/6) ... produced eight points, four rebounds and three assists against Thomas More (10/31).

2018-19 Season (Sophomore): Played in 35 games with 32 starts, averaging 9.9 points, 3.2 rebounds, 1.1 assists and 1.1 steals in 25.9 minutes ... ranked among AAC leaders in blocks (11th at 0.9) ... scored a career-high 19 points on 8-of-13 shooting with a trio of three-pointers and four assists against UCLA (12/19) ... posted 16 points on 7-of-14 shooting with four rebounds and two blocks against Xavier (12/8) ... scored 15 points on 5-of-10 shooting with a pair of threes to go with a career-high eight rebounds in 29 minutes at UNLV (12/1) ... tallied a team-high 12 points with six rebounds and three assists, including a pair a game-clinching free throws with four seconds left at UConn (2/24) ... scored 15 points with three blocks and three assists against North Carolina Central (11/13) in his first collegiate start ... scored 10 or more points in 19 games.

2017-18 Season (Freshman): Played in 33 games as a reserve, averaging 3.1 points and 1.2 rebounds in 9.8 minutes ... scored in double figures in each of his first two collegiate games, netting 10 points on 5-of-12 shooting with five rebounds in the season opener with Savannah State (11/10) and 10 points on 5-of-7 shooting against Western Carolina (11/13) ... grabbed a season-high five rebounds against Savannah State (11/10) and Tulane (3/1) ... scored nine points on 4-of-7 shooting in 14 minutes against Arkansas-Pine Bluff (12/19) ... hit a three-pointer at No. 19 Wichita State (3/4) in the regular-season finale ... knocked in a three-pointer just prior to the halftime buzzer at UConn (3/3).

Prior to Cincinnati: Named the 2017 All-New York City Player of the Year and Catholic High School Athletic Association (CHSAA) Class AA Most Valuable Player, helping Bishop Loughlin to the Brooklyn/Queens championship game and intersectional semifinals ... averaged 24.2 points and 12.6 rebounds as a senior and 15 points and 4.3 rebounds as a junior ... netted 37 points in a CHSAA Brooklyn/Queens diocesan semifinal double overtime win against Christ the King ... tallied 25 points on 12-of-17 shooting from the field in the 2017 Jordan Brand Classic Regional Boys Game at the Barclays Center ... averaged 15.0 points and 4.3 rebounds while shooting 47.8 percent (96 of 201) from the field and 40.6 percent (28 of 69) from three-point range in 17 games for New Heights, an AAU squad on the 2016 Under Armour Association's 17U summer circuit ... tabbed a four-star prospect by Rivals.com and 247Sports.

Personal: Born July 25, 1998 in Brooklyn, New York ... son of Yvette and Keith Williams Sr. ... has two brothers, Cleyon Carryl and Courtney Tyrell, and a sister, Tuanieha Williams ... right-handed.

SEASON & CAREER STATISTICS

2019-20 Season		Career
17 vs. Valparaiso, 11/25/19	Pts	19 vs. UCLA, 12/19/18
15 vs. UNLV, 11/30/19	FG Atts	15 vs. UNLV, 11/30/19
6, 2x (last vs. UNLV, 11/30/19)	FG Made	8 vs. UCLA, 12/19/18
3, 2x (last vs. Alabama A&M, 11/14)	3PT-FG Atts	5, 2x (last vs. Houston, 2/10/19)
2 at Ohio State, 11/6/19	3PT-FG Made	3 vs. UCLA, 12/19/18
6, 2x (last vs. Valparaiso, 11/25/19)	FT Atts	10 vs. Wichita State, 2/17/19
5, 2x (last vs. Valparaiso, 11/25/19)	FT Made	9 vs. Wichita State, 2/17/19
8 vs. UNLV, 11/30/19	Rebs	8, 2x (last vs. UNLV, 11/30/19)
3, 3x (last vs. UNLV, 11/30/19)	Assts	5 vs. Tulsa, 1/24/19
3 vs. UNLV, 11/30/19	Stls	4, 2x (last vs. Houston, 2/10/19)
2, 3x (last vs. UNLV, 11/30/19)	Blks	3 vs. NC Central, 11/13/18
36 vs. Valparaiso, 11/25/19	Mins	37, 2x (last vs. Houston, 2/10/19)

MISCELLANEOUS STATISTICS

CATEGORY	2017-18	2018-19	2019-20	CAREER
Double-Figure Scoring Games	2	18	3	23
Double-Figure Rebounding Games	0	0	0	0
Double-Double Games	0	0	0	0
20-Point Scoring Games	0	0	0	0
Games Led UC in Scoring	0	3	1	4
Games Led UC in Rebounding	0	1	0	1
Games Led UC in Assists	0	2	0	2
Games With 3+ Assists	0	4	2	6
Games With 3+ Blocks	0	2	0	2
Games With 3+ Steals	0	5	0	5
Games With 3+ 3-Pointers	0	1	0	1

CAREER STATISTICS

			Total		3-Point		F-Throws		Rebounds										Scoring	
Season	gp-gs	min/avg	fg-fga	pct	fg-fga	pct	ft-fa	pct	off	def	tot	avg	pf	fo	ast	to	blk	stl	pts	avg
2017-18	33-0	325/9.8	40-104	.385	4-27	.148	17-32	.531	15	25	40	1.2	23	0	14	27	5	15	101	3.1
2018-19	35-32	908/25.9	130-288	.451	21-76	.276	65-92	.707	46	65	111	3.2	84	1	38	50	31	39	346	9.9
2019-20	7-7	186/26.6	29-64	.453	5-13	.385	16-20	.800	7	21	28	4.0	17	1	13	11	8	6	79	11.3
TOTAL	75-39	1419/18.9	199-456	.436	30-116	.259	98-144	.681	68	111	179	2.4	124	2	65	88	44	60	526	7.0



#2 KEITH WILLIAMS

GUARD • 6-5 • 215 • JUNIOR • 2L • BROOKLYN, N.Y. (BISHOP LOUGHLIN MEMORIAL)

GAME-BY-GAME STATISTICS

2019-20 (JUNIOR SEASON)

Opponent	Date	gs	min	Total		3-Pointers		Free throws		Rebounds				pf	a	t/o	blk	stl	pts	avg	
				fg-fga	pct	3fg-fga	pct	ft-fa	pct	off	def	tot	avg								
at Ohio St.	11/06/19	*	28	5-10	.500	2-3	.667	1-2	.500	2	0	2	2.0	2	0	3	0	1	13	13.0	
DRAKE	11/11/19	*	19	1-2	.500	1-1	1.000	5-6	.833	0	3	3	2.5	1	3	1	0	0	8	10.5	
ALABAMA A&M	11/14/19	*	25	4-9	.444	1-3	.333	2-2	1.000	1	3	4	3.0	1	3	2	2	0	11	10.7	
vs Illinois State	11/22/19	*	22	5-8	.625	0-1	.000	2-2	1.000	0	2	2	2.8	3	1	1	1	0	12	11.0	
vs Bowling Green	11/24/19	*	22	2-8	.250	0-1	.000	0-0	.000	0	2	2	2.6	5	1	2	1	1	4	9.6	
vs Valparaiso	11/25/19	*	36	6-12	.500	0-2	.000	5-6	.833	1	6	7	3.3	4	2	2	2	1	17	10.8	
UNLV	11/30/19	*	34	6-15	.400	1-2	.500	1-2	.500	3	5	8	4.0	1	3	0	2	3	14	11.3	
Totals			7	186	29-64	.453	5-13	.385	16-20	.800	7	21	28	4.0	17	13	11	8	6	79	11.3

2018-19 (SOPHOMORE SEASON)

Opponent	Date	gs	min	Total		3-Pointers		Free throws		Rebounds				pf	a	t/o	blk	stl	pts	avg	
				fg-fga	pct	3fg-fga	pct	ft-fa	pct	off	def	tot	avg								
OHIO ST.	11/07/18		13	1-6	.167	0-2	.000	2-2	1.000	1	2	3	3.0	1	0	1	1	1	4	4.0	
N.C. CENTRAL	11/13/18	*	26	7-12	.583	1-2	.500	0-1	.000	3	1	4	3.5	2	3	1	3	2	15	9.5	
MILWAUKEE	11/16/18	*	23	3-7	.429	0-2	.000	6-8	.750	1	1	2	3.0	1	1	2	0	1	12	10.3	
WESTERN MICH.	11/19/18	*	21	4-6	.667	0-0	.000	0-0	.000	3	2	5	3.5	0	0	3	1	4	8	9.8	
vs George Mason	11/23/18	*	17	3-5	.600	0-1	.000	0-0	.000	1	2	3	3.4	3	0	1	0	2	6	9.0	
vs Ole Miss	11/24/18	*	24	2-6	.333	2-2	1.000	3-6	.500	2	3	5	3.7	4	0	0	0	0	9	9.0	
ARK-PINE BLUFF	11/27/18	*	26	6-9	.667	0-1	.000	0-0	.000	1	1	2	3.4	0	2	1	0	1	12	9.4	
at UNLV	12/01/18	*	29	5-10	.500	2-2	1.000	3-4	.750	4	4	8	4.0	3	0	2	0	0	15	10.1	
NORTHERN KY.	12/04/18	*	23	3-9	.333	0-3	.000	4-8	.500	2	2	4	4.0	3	0	2	1	1	10	10.1	
XAVIER	12/08/18	*	31	7-14	.500	0-3	.000	2-2	1.000	1	3	4	4.0	1	0	1	2	0	16	10.7	
at Mississippi State	12/15/18	*	37	6-13	.462	1-4	.250	2-6	.333	1	1	2	3.8	4	2	1	2	1	15	11.1	
UCLA	12/19/18	*	25	8-13	.615	3-4	.750	0-1	.000	0	3	3	3.8	3	4	0	0	0	19	11.8	
SOUTH CAROLINA ST.	12/22/18	*	11	0-1	.000	0-1	.000	1-2	.500	0	1	1	3.5	3	0	1	0	0	1	10.9	
TULANE	01/02/19		20	4-10	.400	0-2	.000	2-2	1.000	0	0	0	3.3	2	2	1	3	3	10	10.9	
at ECU	01/05/19	*	34	6-12	.500	0-3	.000	1-2	.500	1	2	3	3.3	3	0	2	1	2	13	11.0	
at Tulsa	01/10/19	*	32	6-11	.545	2-5	.400	0-0	.000	1	3	4	3.3	5	0	2	0	3	14	11.2	
UCONN	01/12/19	*	32	5-7	.714	1-2	.500	1-2	.500	1	1	2	3.2	4	1	0	1	2	12	11.2	
SOUTH FLA.	01/15/19	*	29	4-7	.571	2-2	1.000	1-1	1.000	2	0	2	3.2	3	0	1	2	1	11	11.2	
at Wichita St.	01/19/19	*	32	5-9	.556	1-2	.500	3-5	.600	1	0	1	3.1	2	0	4	2	0	14	11.4	
TULSA	01/24/19	*	22	1-4	.250	0-1	.000	1-2	.500	1	3	4	3.1	2	5	0	0	0	3	11.0	
at Temple	01/27/19	*	21	2-6	.333	1-2	.500	4-4	1.000	3	2	5	3.2	4	0	2	0	1	9	10.9	
SMU	02/02/19	*	28	4-7	.571	1-3	.333	4-6	.667	0	3	3	3.2	1	1	2	0	1	13	11.0	
at Memphis	02/07/19	*	24	3-8	.375	1-2	.500	2-2	1.000	2	1	3	3.2	2	1	1	0	0	9	10.9	
at Houston	02/10/19	*	37	4-13	.308	0-5	.000	0-0	.000	2	2	4	3.2	2	1	1	1	4	8	10.8	
WICHITA ST.	02/17/19	*	26	3-6	.500	0-2	.000	9-10	.900	0	3	3	3.2	1	0	1	1	0	15	10.9	
UCF	02/21/19	*	30	4-12	.333	2-3	.667	2-2	1.000	0	0	0	3.1	1	1	1	1	0	12	11.0	
at UConn	02/24/19	*	25	4-9	.444	0-2	.000	4-4	1.000	2	4	6	3.2	4	3	3	1	0	12	11.0	
at SMU	02/27/19	*	29	2-11	.182	0-4	.000	4-4	1.000	2	3	5	3.3	2	2	0	1	1	8	10.9	
MEMPHIS	03/02/19	*	34	4-11	.364	0-1	.000	2-4	.500	1	2	3	3.2	2	3	5	1	3	10	10.9	
at UCF	03/07/19	*	27	2-8	.250	0-2	.000	0-0	.000	2	1	3	3.2	3	1	1	0	1	4	10.6	
HOUSTON	03/10/19		21	4-6	.667	1-2	.500	0-0	.000	0	1	1	3.2	4	2	2	0	0	9	10.6	
vs SMU	03/15/19	*	26	1-5	.200	0-1	.000	2-2	1.000	1	0	1	3.1	3	0	1	1	0	4	10.4	
vs Wichita St.	03/16/19	*	27	3-6	.500	0-1	.000	0-0	.000	1	3	4	3.1	0	2	1	3	2	6	10.2	
vs Houston	03/17/19	*	19	2-4	.500	0-0	.000	0-0	.000	1	1	2	3.1	3	0	2	2	1	4	10.1	
vs Iowa	03/22/19	*	27	2-5	.400	0-2	.000	0-0	.000	2	4	6	3.2	3	1	1	0	1	4	9.9	
Totals			32	908	130-288	.451	21-76	.276	65-92	.707	46	65	111	3.2	84	38	50	31	39	346	9.9

2017-18 (FRESHMAN SEASON)

Opponent	Date	gs	min	Total		3-Pointers		Free throws		Rebounds				pf	a	t/o	blk	stl	pts	avg
				fg/fga	pct	3fg/3fga	pct	ft/fta	pct	off	def	tot	avg							
SAVANNAH STATE	11/10/17	15	5-12	.417	0-4	.000	0-0	.000	3	2	5	5.0	0	1	1	0	0	10	10.0	
WESTERN CAROLINA	11/13/17	19	5-7	.714	0-2	.000	0-2	.000	0	1	1	3.0	0	1	0	0	1	10	10.0	
COPPIN STATE	11/16/17	18	2-6	.333	0-2	.000	0-3	.000	0	2	2	2.7	0	2	0	2	0	4	8.0	
vs Buffalo	11/20/17	13	2-5	.400	0-0	.000	0-1	.000	0	1	1	2.3	2	0	2	0	1	4	7.0	
vs Richmond	11/21/17	15	0-2	.000	0-0	.000	1-2	.500	0	1	1	2.0	2	1	3	0	1	1	5.5	
vs Wyoming	11/22/17	11	1-3	.333	1-2	.500	1-2	.500	0	0	0	1.7	0	0	0	0	0	1	4.5	
ALABAMA STATE	11/27/17	20	3-5	.600	0-1	.000	2-3	.667	2	0	2	1.7	0	2	0	0	0	8	5.9	
at Xavier	12/02/17	2	0-0	.000	0-0	.000	0-0	.000	0	1	1	1.6	1	0	0	0	0	0	5.1	
vs Florida	12/09/17	2	0-0	.000	0-0	.000	0-0	.000	0	1	1	1.6	0	0	1	0	0	0	4.6	
MISSISSIPPI ST.	12/12/17	13	2-4	.500	0-2	.000	0-0	.000	0	1	1	1.5	1	0	2	1	1	4	4.5	
at UCLA	12/16/17	11	2-6	.333	0-1	.000	0-0	.000	2	1	3	1.6	1	1	1	0	0	4	4.5	
UA-PINE BLUFF	12/19/17	14	4-7	.571	0-1	.000	1-1	1.000	0	2	2	1.7	1	1	1	0	1	9	4.8	
CLEVELAND STATE	12/21/17	9	2-4	.500	1-1	1.000	0-0	.000	1	1	2	1.7	1	0	0	0	0	5	4.8	
MEMPHIS	12/31/17	17	1-3	.333	0-1	.000	1-2	.500	0	0	0	1.6	1	1	2	0	0	3	4.7	
at Temple	01/04/18	6	0-2	.000	0-0	.000	0-0	.000	0	0	0	1.5	0	0	0	0	0	1	4.4	
SMU	01/07/18	5	0-0	.000	0-0	.000	2-2	1.000	0	1	1	1.4	0	0	0	0	1	2	4.3	
at USF	1/13/18	5	0-1	.000	0-0	.000	0-0	.000	0	0	0	1.4	0	1	1	0	0	0	4.0	
ECU	01/20/18	12	0-5	.000	0-1	.000	0-0	.000	0	3	3	1.4	0	0	0	0	0	0	3.8	
TEMPLE	01/24/18	9	1-3	.333	0-0	.000	4-4	1.000	0	1	1	1.4	2	0	1	0	2	6	3.9	
at Memphis	1/27/18	2	0-0	.000	0-0	.000	0-0	.000	0	0	0	1.4	0	0	0	0	0	0	3.7	
HOUSTON	01/31/18	1	0-0	.000	0-0	.000	0-0	.000	0	0	0	1.3	0	0	0	0	0	0	3.5	
at UCONN	2/3/18	2	1-1	1.000	1-1	1.000	0-0	.000	0	0	0	1.2	0	0	0	0	0	0	3.5	
UCF	02/06/18	14	1-5	.200	0-2	.000	0-0	.000	1	1	2	1.3	2	0	2	0	1	2	3.4	
at SMU	02/11/18	12	3-5	.600	0-1	.000	2-2	1.000	0	0	0	1.2	1	1	2	0	1	8	3.6	
WICHITA STATE	02/18/18	6	0-0	.000	0-0	.000	1-2	.500	1	0	1	1.2	0	0	0	0	0	0	3.5	
UCONN	02/22/18	11	1-5	.200	0-2	.000	0-0	.000	1	0	1	1.2	2	1	1	0	0	2	3.5	
TULSA	02/25/18	7	1-2	.500	0-0	.000	0-1	.000	1	0	1	1.2	0	0	1	1	0	2	3.4	
at Tulane	03/01/18	27	2-6	.333	0-0	.000	2-4	.500	3	2	5	1.3	1	1	3	2	1	6	3.5	
at Wichita State	03/04/18	9	1-1	1.000	1-1	1.000	0-0	.000	0	1	1	1.3	1	0	0	0	0	3	3.5	
vs SMU	03/09/18	8	0-2	.000	0-1	.000	0-1	.000	0	1	1	1.3	1	0	1	0	0	0	3.4	
vs Memphis	3-10-18	9	0-1	.000	0-1	.000	0-0	.000	0	1	1	1.3	2	0	0	0	0	1	3.3	
vs Houston	3-11-18	0	0-0	.000	0-0	.000	0-0	.000	0	0	0	1.3	1	0	0	0	0	0	3.2	
vs Georgia State	03/16/18	1	0-1	.000	0-0	.000	0-0	.000	0	0	0	1.2	0	0	0	0	0	0	3.1	
Totals		0	325	40-104	.385	4-27	.148	17-32	531	15	25	40	1.2	23	14	27	5	15	101	3.1



#3 MIKA ADAMS-WOODS

SYRACUSE, N.Y. (BISHOP LUDDEN HS/NEW HAMPTON SCHOOL [N.H.])

2019-20 Season (Freshman): Posted 10 points with a pair of threes to go with five rebounds in 28 minutes against UNLV (11/30) ... scored 10 points 4-of-6 shooting in 18 minutes vs. Valparaiso (11/25) ... contributed a basket, five rebounds and three assists in his collegiate debut vs. Drake (11/11) ... handed out a game-high four assists to go with five points and three rebounds in 16 minutes in the exhibition win over Thomas More (10/31).

Prior to Cincinnati: Averaged 19.0 points, 6.2 rebounds, 4.5 assists and 1.9 steals while shooting 52.5 percent from three-point range during the 2018-19 season, his second year at New Hampton School (N.H.) ... helped lead the prep school to a runner-up finish at the 2018 NEPSAC AAA Championship while averaging 16.1 points, 5.1 rebounds, 4.2 assists and 1.9 steals ... earned New England Preparatory School Athletic Council (NEPSAC) Class AAA first-team honors each of the past two seasons at the New Hampton School ... rated as the No. 10 prospect in New England by the New England Recruiting Report and the No. 2 player in the state. He was also the No. 34 point guard nationally according to Rivals.com ... spent three seasons at Bishop Ludden High School in Syracuse, N.Y., where he scored over 1,200 points. He averaged 19.8 points as a junior in 2016-17 while earning first-team All-Central New York honors.

Personal: Born Feb. 23, 2000 in Syracuse, N.Y. ... son of Porsche and Carzel ... Guardian is Victoria Woods ... has one brother, Joesph and one sister, Myeisha ... left-handed.

SEASON & CAREER STATISTICS

2019-20 Season		Career
10, 2x (last vs. UNLV, 11/30/19)	Pts	10, 2x (last vs. UNLV, 11/30/19)
6, 2x (last vs. UNLV, 11/30/19)	FG Atts	6, 2x (last vs. UNLV, 11/30/19)
4, 2x (last vs. UNLV, 11/30/19)	FG Made	4, 2x (last vs. UNLV, 11/30/19)
4 vs. UNLV, 11/30/19	3PT-FG Atts	4 vs. UNLV, 11/30/19
2 vs. UNLV, 11/30/19	3PT-FG Made	2 vs. UNLV, 11/30/19
2 vs. Alabama A&M, 11/14/19	FT Atts	2 vs. Alabama A&M, 11/14/19
2 vs. Alabama A&M, 11/14/19	FT Made	2 vs. Alabama A&M, 11/14/19
5, 2x (last vs. UNLV, 11/30/19)	Rebs	5, 2x (last vs. UNLV, 11/30/19)
3 vs. Drake, 11/11/19	Assts	3 vs. Drake, 11/11/19
1, 2x (last vs. Valparaiso, 11/25/19)	Stls	1, 2x (last vs. Valparaiso, 11/25/19)
1 vs. UNLV, 11/30/19	Blks	1 vs. UNLV, 11/30/19
28 vs. UNLV, 11/30/19	Mins	28 vs. UNLV, 11/30/19

MISCELLANEOUS STATISTICS

CATEGORY	2019-20	CAREER
Double-Figure Scoring Games	2	2
Double-Figure Rebounding Games	0	0
Double-Double Games	0	0
20-Point Scoring Games	0	0
Games Led Team in Scoring	0	0
Games Led Team in Rebounding	0	0
Games Led Team in Assists	0	0
Games With 3+ Assists	1	1
Games With 3+ Blocks	0	0
Games With 3+ Steals	0	0
Games With 3+ 3-Pointers	0	0


GAME-BY-GAME STATISTICS

2019-20 (FRESHMAN SEASON)

Opponent	Date	Total				3-Pointers		Free throws		Rebounds											
		gs	min	fg-fga	pct	3fg-fga	pct	ft-fa	pct	off	def	tot	avg	pf	a	to	blk	stl	pts	avg	
DRAKE	11/11/19	14	1-3	.333	0-0	.000	0-0	.000	0	5	5	5.0	2	3	0	0	1	2	2.0		
ALABAMA A&M	11/14/19	13	1-3	.333	1-2	.500	2-2	1.000	0	1	1	3.0	1	4	0	0	0	5	3.5		
vs Illinois State	11/22/19	13	0-0	.000	0-0	.000	0-1	.000	0	1	1	2.3	1	0	3	0	0	0	2.3		
vs Bowling Green	11/24/19	4	0-1	.000	0-0	.000	0-0	.000	0	0	0	1.8	0	0	0	0	0	0	1.8		
vs Valparaiso	11/25/19	18	4-6	.667	1-2	.500	1-1	1.000	0	1	1	1.6	2	0	2	0	1	10	3.4		
UNLV	11/30/19	29	4-6	.667	2-4	.500	0-1	.000	0	5	5	2.2	4	1	1	1	0	10	4.5		
Totals		0	91	10-19	.526	4-8	.500	3-5	.600	0	13	13	2.2	10	5	10	1	2	27	4.5	

CAREER STATISTICS

Season	gp-gs	min/avg	Total fg-fga	pct	3-Point fg-fga	pct	F-Throws ft-fa	pct	Rebounds off def tot	avg	pf	fo	ast	to	blk	stl	Scoring pts	avg
2019-20	6-0	91/15.2	10-19	.526	4-8	.500	3-5	.600	0	13	13	2.2	10	0	5	10	27	4.5
TOTAL	6-0	91/15.2	10-19	.526	4-8	.500	3-5	.600	0	13	13	2.2	10	0	5	10	27	4.5



#5 TREVOR MOORE

GUARD • 6-5 • 190 • JUNIOR • 2L • HOUSTON, TEXAS (PHILLIS WHEATLEY HS/SOUTH KENT PREP [CONN.]

MOMENTS

- » Tallied a career-high 14 points against UCF (2/6/18).
- » Hit a career-high four threes against UConn (2/22/18).
- » Pulled down a career-high eight rebounds against Richmond (11/2/17).

2018-19 Season (Sophomore): Played in 34 games as a reserve, averaging 2.3 points and 1.4 rebounds in 11.8 minutes ... scored a season-high 10 points with a pair of threes against South Carolina State (12/22) ... hit a trio of three-pointers for nine points vs. SMU (2/2) and at Tulsa (1/10) ... contributed five points with four assists and three steals in 22 minutes against Arkansas Pine-Bluff (11/27) ... grabbed a season-high five rebounds at Temple (1/27) ... named to the Bearcats Academic Honor Roll during the 2018 fall semester.

2017-18 Season (Freshman): Played in 35 games as a reserve, averaging 3.4 points and 1.7 rebounds in 11.9 minutes ... posted a season-high 14 points on 4-of-7 shooting with a pair of threes in 13 minutes against UCF (2/6) ... scored 12 points with a season-best four three-pointers in 19 minutes against UConn (2/22) ... tallied 12 points with three threes in 16 minutes against Memphis (12/31) ... scored 11 points with a pair of steals against Alabama State (11/27) ... produced nine points and grabbed a season-high eight rebounds against Richmond (11/21).

Prior to Cincinnati: Averaged 13 points, 6.5 rebounds and three assists during the 2016-17 season at South Kent Prep in Connecticut ... ranked as the seventh-best prospect in Connecticut for 2017 according to the New England Recruiting Report ... averaged 14.3 points while shooting 37.6 percent (56 of 149) from three-point range and 39.0 percent (67 of 172) from the field during 16 games for the 2016 Houston Defenders, an AAU squad on the Under Armour Association's 17U summer circuit ... made 35 three-pointers during the circuit's April-May schedule, ranking second among all guards ... three-time all-district selection at Phillis Wheatley High School, led the Greater Houston area in three-pointers made as a junior ... advanced to the 2017 NEPSAC Class AAA semifinals and the 2017 National Prep School Championship quarterfinals.

Personal: Born July 3, 1999 in Houston, Texas ... son of Renell and Ray Moore ... has two brothers, D'Ion and KJ, and two sisters, Alteria and Kenetra.

SEASON & CAREER STATISTICS

2019-20 Season		Career
3 vs. Alabama A&M, 11/14/19	Pts	14 vs. UCF, 2/6/18
3 vs. Alabama A&M, 11/14/19	FG Atts	10 vs. SC State, 12/22/18
1 vs. Alabama A&M, 11/14/19	FG Made	4, 4x (last vs. SC State, 12/22/18)
3 vs. Alabama A&M, 11/14/19	3PT-FG Atts	8, 2x (last vs. SC State, 12/22/18)
1 vs. Alabama A&M, 11/14/19	3PT-FG Made	4 vs. UConn, 2/22/18
0	FT Atts	5, vs UCF, 2/6/18
0	FT Made	4 vs UCF, 2/6/18
3 vs. Alabama A&M, 11/14/19	Rebs	8 vs. Richmond, 11/21/17
1, 3x (last vs. Illinois State, 11/22/19)	Assts	4 vs. Arkansas-Pine Bluff, 11/27/18
1 vs. Alabama A&M, 11/14/19	Stls	3, 2x (last at Tulsa, 1/10/19)
0	Blks	1, 3x (last vs. Ark.-Pine Bluff, 11/27/18)
10 vs. Illinois State, 11/22/19	Mins	26, 2x (last at Tulsa, 1/10/19)

MISCELLANEOUS STATISTICS

CATEGORY	2017-18	2018-19	2019-20	CAREER
Double-Figure Scoring Games	4	1	0	5
Double-Figure Rebounding Games	0	0	0	0
Double-Double Games	0	0	0	0
20-Point Scoring Games	0	0	0	0
Games Led Team in Scoring	1	0	0	1
Games Led Team in Rebounding	1	0	0	1
Games Led Team in Assists	0	0	0	0
Games With 3+ Assists	1	1	0	2
Games With 3+ Blocks	0	0	0	0
Games With 3+ Steals	0	2	0	2
Games With 3+ 3-Pointers	3	2	0	5

CAREER STATISTICS

			Total		3-Point		F-Throws		Rebounds										Scoring	
Season	gp-gs	min/avg	fg-fga	pct	fg-fga	pct	ft-fta	pct	off	def	tot	avg	pf	fo	ast	to	blk	stl	pts	avg
2016-17	35-0	356/10.2	45-90	.500	1-3	.333	16-32	.500	24	64	88	2.5	25	0	20	16	15	17	107	3.1
2017-18	36-0	449/12.5	41-74	.554	0-1	.000	28-47	.596	50	78	128	3.6	38	0	32	22	7	15	110	3.1
2018-19	35-35	1071/30.6	125-265	.472	12-39	.308	64-96	.667	82	158	240	6.9	60	1	52	39	19	29	326	9.3
2019-20	7-7	207/29.6	24-49	.490	1-10	.100	13-16	.813	21	48	69	9.9	15	0	12	17	5	7	62	8.9
TOTAL	113-42	2083/18.4	235-478	.492	14-53	.264	121-191	.634	177	348	525	4.6	138	1	116	94	46	68	605	5.4



#5 TREVOR MOORE

GUARD • 6-5 • 190 • JUNIOR • 2L • HOUSTON, TEXAS (PHILLIS WHEATLEY HS/SOUTH KENT PREP [CONN.])

GAME-BY-GAME STATISTICS

2019-20 (JUNIOR SEASON)

Opponent	Date	gs	min	Total		3-Pointers		Free throws		Rebounds				pf	a	t/o	blk	stl	pts	avg
				fg-fga	pct	3fg-fga	pct	ft-fa	pct	off	def	tot	avg							
DRAKE	11/11/19	9	0-1	.000	0-1	.000	0-0	.000	0	0	0	0.0	0	1	1	0	0	0	0	0.0
ALABAMA A&M	11/14/19	8	1-3	.333	1-3	.333	0-0	.000	0	3	3	1.5	1	1	1	0	1	3	1.5	
vs Illinois State	11/22/19	10	0-1	.000	0-1	.000	0-0	.000	0	3	3	2.0	2	1	2	0	0	0	1.0	
vs Bowling Green	11/24/19	4	1-2	.500	1-1	1.000	0-0	.000	0	1	1	1.8	2	0	1	0	0	3	1.5	
vs Valparaiso	11/25/19	2	0-0	.000	0-0	.000	0-0	.000	0	0	0	1.4	1	0	0	0	0	0	1.2	
UNLV	11/30/19	3	0-1	.000	0-1	.000	0-0	.000	0	2	2	1.5	1	0	0	0	0	0	1.0	
Totals		0	36	2-8	.250	2-7	.286	0-0	.000	0	9	9	1.5	7	3	5	0	1	6	1.0

2018-19 (SOPHOMORE SEASON)

Opponent	Date	gs	min	Total		3-Pointers		Free throws		Rebounds				pf	a	t/o	blk	stl	pts	avg
				fg-fga	pct	3fg-fga	pct	ft-fa	pct	off	def	tot	avg							
OHIO ST.	11/07/18	18	1-5	.200	0-3	.000	0-0	.000	0	2	2	2.0	1	0	0	0	1	2	2.0	
N.C. CENTRAL	11/13/18	16	1-3	.333	0-1	.000	1-1	1.000	0	0	0	1.0	2	1	0	0	0	3	2.5	
MILWAUKEE	11/16/18	10	0-1	.000	0-1	.000	0-0	.000	0	0	0	0.7	0	1	0	0	0	0	1.7	
WESTERN MICH.	11/19/18	10	0-0	.000	0-0	.000	2-2	1.000	1	1	2	1.0	0	1	0	0	0	2	1.8	
vs George Mason	11/23/18	5	0-0	.000	0-0	.000	0-0	.000	0	1	1	1.0	0	0	3	0	2	0	1.4	
ARK.-PINE BLUFF	11/27/18	22	2-4	.500	1-3	.333	0-0	.000	0	2	2	1.2	3	4	0	1	3	5	2.0	
at UNLV	12/01/18	7	1-2	.500	1-2	.500	0-0	.000	1	2	3	1.4	0	1	0	0	0	3	2.1	
NORTHERN KY.	12/04/18	12	0-1	.000	0-1	.000	0-0	.000	0	2	2	1.5	1	1	0	0	0	0	1.9	
XAVIER	12/08/18	7	1-1	1.000	1-1	1.000	0-0	.000	0	1	1	1.4	1	0	0	0	1	3	2.0	
at Mississippi State	12/15/18	4	0-1	.000	0-1	.000	0-0	.000	0	0	0	1.3	0	0	0	0	0	0	1.8	
UCLA	12/19/18	19	1-4	.250	1-3	.333	0-0	.000	0	3	3	1.5	2	0	0	0	2	3	1.9	
SOUTH CAROLINA ST.	12/22/18	22	4-10	.400	2-8	.250	0-0	.000	0	3	3	1.6	1	1	2	0	0	10	2.6	
TULANE	01/02/19	5	0-1	.000	0-1	.000	0-0	.000	0	0	0	1.5	0	0	0	0	0	0	2.4	
at ECU	01/05/19	6	2-4	.500	0-2	.000	0-0	.000	1	0	1	1.4	2	0	0	0	1	4	2.5	
at Tulsa	01/10/19	26	3-7	.429	3-7	.429	0-0	.000	1	2	3	1.5	2	0	0	0	3	9	2.9	
UCONN	01/12/19	10	0-1	.000	0-1	.000	0-0	.000	0	0	0	1.4	0	0	0	0	0	0	2.8	
SOUTH FLA.	01/15/19	10	0-2	.000	0-2	.000	0-0	.000	1	1	2	1.5	1	2	0	0	0	0	2.6	
at Wichita St.	01/19/19	8	0-1	.000	0-1	.000	0-0	.000	0	1	1	1.4	4	0	0	0	0	0	2.4	
TULSA	01/24/19	7	1-3	.333	1-3	.333	0-0	.000	0	1	1	1.4	1	0	1	0	0	3	2.5	
at Temple	01/27/19	17	1-2	.500	0-1	.000	0-0	.000	2	3	5	1.6	1	0	0	0	0	2	2.5	
SMU	02/02/19	17	3-6	.500	3-6	.500	0-0	.000	1	0	1	1.6	0	1	0	0	0	9	2.8	
at Memphis	02/07/19	12	1-2	.500	1-2	.500	0-0	.000	0	0	0	1.5	1	1	0	0	0	3	2.8	
at Houston	02/10/19	15	1-4	.250	1-3	.333	0-0	.000	1	0	1	1.5	1	1	0	0	1	3	2.8	
WICHITA ST.	02/17/19	11	0-1	.000	0-1	.000	0-0	.000	0	0	0	1.4	2	1	0	0	0	0	2.7	
UCF	02/21/19	13	0-1	.000	0-1	.000	0-0	.000	0	2	2	1.4	1	0	2	0	0	0	2.6	
at UConn	02/24/19	14	1-2	.500	1-2	.500	0-0	.000	1	0	1	1.4	2	0	0	0	0	3	2.6	
at SMU	02/27/19	11	1-4	.250	1-3	.333	0-0	.000	0	1	1	1.4	0	0	0	0	0	3	2.6	
MEMPHIS	03/02/19	15	0-2	.000	0-1	.000	0-2	.000	1	0	1	1.4	1	1	0	0	0	0	2.5	
at UCF	03/07/19	11	1-2	.500	1-2	.500	2-2	1.000	0	1	1	1.4	1	0	0	0	0	5	2.6	
HOUSTON	03/10/19	8	0-0	.000	0-0	.000	0-0	.000	0	1	1	1.4	2	0	0	0	0	0	2.5	
vs SMU	03/15/19	13	1-3	.333	0-1	.000	0-0	.000	2	2	4	1.5	1	0	1	0	0	2	2.5	
vs Wichita St.	03/16/19	8	0-2	.000	0-1	.000	0-0	.000	1	0	1	1.4	1	0	0	0	0	0	2.4	
vs Houston	03/17/19	4	0-0	.000	0-0	.000	0-0	.000	0	0	0	1.4	0	0	0	0	0	0	2.3	
vs Iowa	03/22/19	9	0-3	.000	0-3	.000	2-2	1.000	0	1	1	1.4	4	1	0	0	0	2	2.3	
Totals		0	402	27-85	.318	18-68	.265	7-9	.778	14	33	47	1.4	39	18	10	1	14	79	2.3

2017-18 (FRESHMAN SEASON)

Opponent	Date	gs	min	Total		3-Pointers		Free throws		Rebounds				pf	a	t/o	blk	stl	pts	avg
				fg-fga	pct	3fg-3ga	pct	ft-fa	pct	off	def	tot	avg							
SAVANNAH STATE	11/10/17	14	3-5	600	2-4	.500	0-0	.000	1	1	2	2.0	1	0	1	0	0	8	8.0	
WESTERN CAROLINA	11/13/17	13	1-3	333	1-3	.333	2-2	1.000	0	3	3	2.5	1	1	0	0	1	5	6.5	
COPPIN STATE	11/16/17	14	1-3	333	1-3	.333	2-4	.500	1	1	2	2.3	1	0	1	0	2	5	6.0	
vs Buffalo	11/20/17	9	1-1	1,000	1-1	1,000	0-0	.000	0	1	1	2.0	2	0	0	0	0	3	5.3	
vs Richmond	11/21/17	24	3-6	500	3-6	.500	0-0	.000	1	7	8	3.2	2	3	1	0	1	9	6.0	
vs Wyoming	11/22/17	15	1-3	333	1-2	.500	0-0	.000	0	3	3	3.2	1	0	0	0	0	3	5.5	
ALABAMA STATE	11/27/17	15	3-7	429	2-6	.333	3-4	.750	0	3	3	3.1	3	0	1	0	2	11	6.3	
at Xavier	12/02/17	9	0-3	.000	0-3	.000	0-0	.000	0	2	2	3.0	2	0	0	0	1	0	5.5	
MISSISSIPPI ST.	12/12/17	3	0-1	.000	0-1	.000	0-0	.000	0	0	0	2.7	1	0	0	0	0	0	4.9	
at UCLA	12/16/17	0	0-0	.000	0-0	.000	0-0	.000	0	0	0	2.4	0	0	0	0	0	0	4.4	
UA-PINE BLUFF	12/19/17	22	2-5	400	1-3	.333	1-2	.500	1	3	4	2.5	1	2	1	0	2	6	4.5	
CLEVELAND STATE	12/21/17	9	1-3	333	1-3	.333	0-0	.000	0	0	0	2.3	0	1	0	0	0	3	4.4	
MEMPHIS	12/31/17	16	4-7	571	3-6	.500	1-2	.500	2	0	2	2.3	2	1	0	0	1	12	5.0	
at Temple	01/04/18	11	0-1	.000	0-1	.000	0-0	.000	2	1	3	2.4	1	0	1	0	2	0	4.6	
SMU	01/07/18	6	0-2	.000	0-1	.000	1-2	.500	1	0	1	2.3	1	0	1	0	0	1	4.4	
at USF	1/13/18	16	0-2	.000	0-0	.000	1-2	.500	0	1	1	2.2	1	0	0	0	1	1	4.2	
at UCF	1/16/18	14	1-3	333	0-1	.000	1-2	.500	0	3	3	2.2	2	0	0	0	1	3	4.1	
ECU	01/20/18	10	0-2	.000	0-1	.000	2-2	1.000	0	0	0	2.1	0	0	0	0	1	2	4.0	
TEMPLE	01/24/18	13	2-6	333	1-4	.250	0-1	.000	0	2	2	2.1	2	1	1	0	0	5	4.1	
at Memphis	1/27/18	26	2-4	500	2-4	.500	2-2	1.000	0	3	3	2.2	2	1	0	0	0	8	4.3	
HOUSTON	01/31/18	7	0-2	.000	0-1	.000	1-2	.500	1	0	1	2.1	1	0	0	0	0	1	4.1	
at UCONN	2/3/18	10	0-1	.000	0-1	.000	0-0	.000	0	0	0	2.0	0	0	0	0	1	0	3.9	
UCF	02/06/18	13	4-7	571	2-4	.500	4-5	.800	0	1	1	2.0	0	0	1	0	0	14	4.3	
at SMU	02/11/18	15	0-4	.000	0-4	.000	0-0	.000	0	1	1	1.9	1	0	2	1	0	0	4.2	
at Houston	2/15/18	10	0-1	.000	0-1	.000	0-0	.000	0	1	1	1.9	0	0	0	0	0	0	4.0	
WICHITA STATE	02/18/18	6	0-2	.000	0-1	.000	0-0	.000	1	0	1	1.8	0	0	0	0	0	0	3.8	
UCONN	02/22/18	19	4-8	500	4-8	.500	0-0	.000	1	2	3	1	1.9	1	2	0	0	1	12	4.1
TULSA	02/25/18	14	1-3	333	0-2	.000	0-0	.000	1	0	1	1.9	0	0	2	0	0	2	4.1	
at Tulane	03/01/18	16	0-1	.000	0-1	.000	2-2	1.000	0	1	1	1.8	3	0	1	1	1	2	4.0	
at Wichita State	03/04/18	2	0-0	.000	0-0	.000	0-0	.000	0	1	1	1.8	0	0	0	0	0	0	3.9	
vs SMU	03/09/18	6	0-1	.000	0-0	.000	0-0	.000	1	2	3	1.8	1	1	0	0	0	0	3.7	
vs Memphis	3-10-18	7	0-0	.000	0-0	.000	0-0	.000	0	0	0	1.8	1	0	0	0	0	0	3.6	
vs Houston	3-11-18	7	0-2	.000	0-1	.000	0-0	.000	0	0	0	1.7	2	0	0	0	0	0	3.5	
vs Georgia State	03/16/18	11	0-4	.000	0-3	.000	0-0	.000	0	3	3	1.8	3	1	1	0	0	0	3.4	
vs Nevada	03/18/18	16	1-2	500	1-2	.500	0-0	.000	0	1	1	1.7	1	0	0	0	0	3	3.4	
Totals		0	418	35-105	333	26-82	.317	23-34	.676	14	47	61	1.7	40	14	15	2	18	119	3.4



#13 TREVON SCOTT

FORWARD • 6-8 • 225 • R-SENIOR • 3L • TOWNSEND, GA. (McINTOSH COUNTY ACADEMY)

CONFERENCE AWARDS

» All-Tournament Team (2019)

MOMENTS

» Notched 17 points and 12 rebounds against SMU (3/15/19) in the AAC Tournament Quarterfinals.
» Posted a career-high 22 points with 10 rebounds, making 12 of 13 free throws vs. Northern Kentucky (12/4/18).
» Recorded his first career double-double with 15 points and 10 rebounds against Milwaukee (11/16/18).

2019-20 Season (R-Senior): Posted a double-double with 12 points and 11 rebounds against Valparaiso (11/25) ... scored 16 points on 7-of-10 shooting with eight rebounds against Alabama A&M (11/14) ... tied a career-high, grabbing 12 rebounds at No. 18 Ohio State (11/6) ... pulled down 11 rebounds with five points against Drake (11/11).

2018-19 Season (R-Junior): Started all 35 games, averaging 9.3 points, 6.9 rebounds and 1.5 assists in 30.6 minutes ... named to American Championship All-Tournament Team, averaging 13.7 points and a team-high 9.3 rebounds ... finished the season ranked among AAC leaders in rebounds (seventh at 6.9), offensive rebounds (seventh at 2.3), defensive rebounds (ninth at 4.5), field goal percentage (14th at .472) and minutes played (19th at 30.6) ... registered five double-doubles on the season, including 17 points and a career-high 12 rebounds against SMU (3/15) in the quarterfinals of the AAC Tournament ... poured in a team-high 20 points on 9-of-15 shooting with a pair of threes and nine rebounds at UCF (3/7) ... achieved a career-high 22 points with 10 rebounds while making 12 of 13 free throws vs. Northern Kentucky (12/4) ... scored in double figures in 16 games ... led the Bearcats in rebounding in 19 games ... named to the Bearcats Academic Honor Roll and Dean's List during the 2019 spring semester.

2017-18 Season (R-Sophomore): Played in all 36 games as a reserve, averaging 3.1 points, 3.6 rebounds, and 0.9 assists in 12.5 minutes ... shot 55.4 percent (41 of 74) from the field ... scored a season-high 10 points on 3-of-7 shooting with six rebounds in 17 minutes at Tulane (3/1) ... posted nine points on 4-of-5 shooting with a season-high nine rebounds in 19 minutes against UConn (2/22) ... grabbed at least one rebound in 30 of 36 games ... named to the Bearcats Academic Honor Roll and Dean's List during the fall 2017 semester ... earned Legion of Excellence Award for team's highest grade-point average ... received 2018 Academic All-AAC honors.

2016-17 Season (R-Freshman): Played in 35 games as a reserve, averaging 3.1 points and 2.5 rebounds in 10.2 minutes ... shot 50 percent (45 of 90) from the field on the season ... scored a season-high 11 points on 5-of-10 shooting with seven rebounds and three assists in 18 minutes against Texas Southern (12/13) ... recorded 10 points on 5-of-5 shooting against Fairleigh Dickinson (12/17) ... registered 10 points on 5-of-6 shooting against Penn State (11/20) ... tallied nine points and nine rebounds with a season-best five assists and five blocks in a season-high 29 minutes against Lipscomb (11/26) ... recorded nine points, seven rebounds and a season-high five steals against USF (1/29) ... grabbed at least one rebound in 28 of 35 games played.

2015-16 Season (Redshirt): Did not see action.

Prior to Cincinnati: Named the Georgia Region 2A Player of the Year as a junior and senior ... tabbed first team all-region as a freshman and sophomore ... set the school scoring mark with 1,824 points while averaging 13.3 rebounds during his career at McIntosh County Academy in Darien, Georgia (population 1,880) ... averaged 21.6 points, 14.1 rebounds, 6.5 assists and 3.5 blocks as a senior ... posted 22.3 points, 13.7 rebounds, 6.7 assists and 3.7 blocks as a junior ... tabbed a three-star prospect by ESPN, Rivals.com and Scout.com and 247 Sports.

Personal: Born Nov. 25, 1996 in Brunswick, Georgia ... son of Anita and Eddie Scott ... has two sisters, Jada and Jadyn, who signed NLI's to play for Cincinnati beginning in 2019-2020... right-handed ... first named pronounced "TREY-vaughn."

SEASON & CAREER STATISTICS

2019-20 SEASON

16 vs. Alabama A&M, 11/14/19	Pts	22 vs. NKU, 12/4/18
11 vs. Illinois State, 11/22/19	FG Atts	17 vs. SMU, 3/15/19
7 vs. Alabama A&M, 11/14/19	FG Made	9 at UCF, 3/7/19
2, 3x (last vs. Alabama A&M, 11/14/19)	3PT-FG Atts	5 at Memphis, 2/7/19
2 at Ohio State, 11/6/19	3PT-FG Made	2, 4x (last at Ohio State, 11/6/19)
8 vs. Bowling Green, 11/24/19	FT Atts	13 vs. NKU, 12/4/18
6 vs. Bowling Green, 11/24/19	FT Made	12 vs. NKU, 12/4/18
12 at Ohio State, 11/6/19	Rebs	12, 2x (last at Ohio State, 11/6/19)
4 vs. UNLV, 11/30/19	Assts	6 vs. Western Carolina, 11/13/17
3 vs. Valparaiso, 11/25/19	Stls	5 vs. USF, 1/29/17
2 vs. Illinois State, 11/22/19	Blks	5 vs. Lipscomb, 11/26/16
38 vs. UNLV, 11/30/19	Mins	39 at UCF, 3/7/19

MISCELLANEOUS STATISTICS

CATEGORY	2016-17	2017-18	2018-19	2019-20	CAREER
Double-Figure Scoring Games	3	1	16	3	23
Double-Figure Rebounding Games	1	0	7	4	12
Double-Double Games	0	0	5	0	5
20-Point Scoring Games	0	0	2	0	2
Games Led UC in Scoring	0	0	2	0	2
Games Led UC in Rebounding	2	5	19	4	30
Games Led UC in Assists	1	2	0	1	4
Games With 3+ Assists	2	6	8	2	18
Games With 3+ Blocks	1	0	0	0	1
Games With 3+ Steals	1	0	0	1	2
Games With 3+ 3-Pointers	0	0	0	0	0

CAREER STATISTICS

			Total		3-Point		F-Throws		Rebounds											Scoring	
Season	gp-gs	min/avg	fg-fga	pct	fg-fga	pct	ft-fa	pct	off	def	tot	avg	pf	fo	ast	to	blk	stl	pts	avg	
2016-17	35-0	356/10.2	45-90	.500	1-3	.333	16-32	.500	24	64	88	2.5	25	0	20	16	15	17	107	3.1	
2017-18	36-0	449/12.5	41-74	.554	0-1	.000	28-47	.596	50	78	128	3.6	38	0	32	22	7	15	110	3.1	
2018-19	35-35	1071/30.6	125-265	.472	12-39	.308	64-96	.667	82	158	240	6.9	60	1	52	39	19	29	326	9.3	
2019-20	7-7	207/29.6	24-49	.490	1-10	.100	13-16	.813	21	48	69	9.9	15	0	12	17	5	7	62	8.9	
TOTAL	113-42	2083/18.4	235-478	.492	14-53	.264	121-191	.634	177	348	525	4.6	138	1	116	94	46	68	605	5.4	



#13 TREVON SCOTT

FORWARD • 6-8 • 225 • R-SENIOR • 3L • TOWNSEND, GA. (McINTOSH COUNTY ACADEMY)

GAME-BY-GAME STATISTICS

2019-20 (R-SENIOR SEASON)

Opponent	Date	gs	min	Total		3-Pointers		Free throws		Rebounds				pf	a	t/o	blk	stl	pts	avg	
				fg-fga	pct	3fg-fga	pct	ft-fa	pct	off	def	tot	avg								
at Ohio St.	11/06/19	*	32	0-7	.000	0-2	.000	3-4	.750	6	6	12	12.0	3	2	2	0	0	3	3.0	
DRAKE	11/11/19	*	19	2-4	.500	1-2	.500	0-0	.000	4	7	11	11.5	3	2	1	1	0	5	4.0	
ALABAMA A&M	11/14/19	*	21	7-10	.700	0-2	.000	2-2	1.000	1	7	8	10.3	2	0	1	1	0	16	8.0	
vs Illinois State	11/22/19	*	33	6-11	.545	0-1	.000	2-2	1.000	3	4	7	9.5	2	3	4	2	1	14	9.5	
vs Bowling Green	11/24/19	*	27	1-2	.500	0-1	.000	6-8	.750	1	10	11	9.8	4	1	2	1	1	8	9.2	
vs Valparaiso	11/25/19	*	37	6-10	.600	0-1	.000	0-0	.000	3	8	11	10.0	0	0	4	0	3	12	9.7	
UNLV	11/30/19	*	38	2-5	.400	0-1	.000	0-0	.000	3	6	9	9.9	1	4	3	0	2	4	8.9	
Totals			7	207	24-49	.490	1-10	.100	13-16	.813	21	48	69	9.9	15	12	17	5	7	62	8.9

2017-18 (R-SOPHOMORE SEASON)

Opponent	Date	gs	min	Total		3-Pointers		Free throws		Rebounds				pf	a	t/o	blk	stl	pts	avg
				fg-fga	pct	3fg-fga	pct	ft-fa	pct	off	def	tot	avg							
SAVANNAH STATE	11/10/17	12	1-2	.500	0-0	.000	2-2	1.000	1	2	3	3.0	2	3	1	0	1	4	4.0	
WESTERN CAROLINA	11/13/17	18	2-2	1.000	0-0	.000	2-3	.667	1	5	6	4.5	3	6	3	1	2	6	5.0	
COPPIN STATE	11/16/17	12	2-2	1.000	0-0	.000	2-2	1.000	2	3	5	4.7	0	3	0	0	1	6	5.3	
vs Buffalo	11/20/17	6	0-0	.000	0-0	.000	0-0	.000	0	0	0	3.5	1	0	2	0	1	0	4.0	
vs Richmond	11/21/17	20	1-1	1.000	0-0	.000	2-4	.500	0	3	3	3.4	2	0	1	0	1	4	4.0	
vs Wyoming	11/22/17	12	1-2	.500	0-0	.000	0-0	.000	0	4	4	3.5	0	0	1	0	0	2	3.7	
ALABAMA STATE	11/27/17	15	2-3	.667	0-0	.000	1-2	.500	3	4	7	4.0	0	1	1	0	0	5	3.9	
at Xavier	12/02/17	18	2-2	1.000	0-0	.000	0-0	.000	4	3	7	4.4	3	1	1	1	1	4	3.9	
vs Florida	12/09/17	19	0-1	.000	0-0	.000	0-0	.000	1	1	2	4.1	1	0	1	0	0	0	3.4	
MISSISSIPPI ST.	12/12/17	6	0-0	.000	0-0	.000	0-0	.000	0	0	0	3.7	1	1	0	0	0	0	3.1	
at UCLA	12/16/17	5	0-0	.000	0-0	.000	0-0	.000	1	0	1	3.5	1	0	0	0	0	0	2.8	
UA-PINE BLUFF	12/19/17	14	1-3	.333	0-0	.000	4-6	.667	4	1	5	3.6	0	3	0	0	0	2	6	3.1
CLEVELAND STATE	12/21/17	10	1-1	1.000	0-0	.000	0-0	.000	0	0	0	3.3	0	0	0	0	1	0	2	3.0
MEMPHIS	12/31/17	13	0-0	.000	0-0	.000	1-2	.500	2	1	3	3.3	0	3	0	0	0	1	1	2.9
at Temple	01/04/18	4	0-0	.000	0-0	.000	2-2	1.000	1	1	2	3.2	0	0	4	0	0	0	2	2.8
SMU	01/07/18	17	2-2	1.000	0-0	.000	0-2	.000	0	4	4	3.3	0	1	0	1	1	4	2.9	
at USF	1/13/18	8	0-0	.000	0-0	.000	1-2	.500	0	1	1	3.1	2	0	0	0	0	1	1	2.8
at UCF	1/16/18	10	1-1	1.000	0-0	.000	0-0	.000	2	0	2	3.1	0	0	0	0	0	0	2	2.7
ECU	01/20/18	14	1-2	.500	0-0	.000	3-6	.500	1	6	7	3.3	2	0	0	0	0	0	5	2.8
TEMPLE	01/24/18	13	1-3	.333	0-0	.000	0-0	.000	4	2	6	3.4	2	0	1	1	1	2	2.8	
at Memphis	1/27/18	4	1-1	1.000	0-0	.000	0-0	.000	0	0	0	3.2	0	1	1	0	0	0	2	2.8
HOUSTON	01/31/18	13	0-2	.000	0-0	.000	0-1	.000	2	2	4	3.3	1	0	0	0	0	0	0	2.6
at UCONN	2/3/18	7	0-0	.000	0-0	.000	2-2	1.000	0	2	2	3.2	0	0	0	0	0	0	2	2.6
UCF	02/06/18	14	2-4	.500	0-0	.000	0-1	.000	3	5	8	3.4	1	2	0	0	0	0	4	2.7
at SMU	02/11/18	18	1-5	.200	0-1	.000	0-0	.000	3	2	5	3.5	2	4	0	0	0	1	2	2.6
at Houston	2/15/18	6	1-1	1.000	0-0	.000	0-0	.000	0	0	0	3.3	0	0	0	0	0	0	2	2.6
WICHITA STATE	02/18/18	4	1-1	1.000	0-0	.000	0-0	.000	0	0	0	3.2	1	0	0	0	0	0	2	2.6
UCONN	02/22/18	19	4-5	.800	0-0	.000	1-4	.250	2	7	9	3.4	2	2	2	0	0	9	2.8	
TULSA	02/25/18	21	0-3	.000	0-0	.000	0-0	.000	3	4	7	3.6	3	0	1	1	0	0	0	2.7
at Tulane	03/01/18	17	3-7	.429	0-0	.000	4-4	1.000	2	4	6	3.6	1	0	1	0	1	10	3.0	
at Wichita State	03/04/18	7	1-2	.500	0-0	.000	0-0	.000	2	1	3	3.6	0	0	0	0	0	0	2	2.9
vs SMU	03/09/18	12	3-5	.600	0-0	.000	1-2	.500	2	1	3	3.6	0	0	0	0	0	0	7	3.1
vs Memphis	3-10-18	18	3-6	.500	0-0	.000	0-0	.000	1	3	4	3.6	2	1	0	0	0	0	6	3.2
vs Houston	3-11-18	16	0-2	.000	0-0	.000	0-0	.000	0	1	1	3.5	2	0	0	0	0	0	0	3.1
vs Georgia State	03/16/18	10	1-1	1.000	0-0	.000	0-0	.000	1	2	3	3.5	0	0	0	0	0	0	2	3.0
vs Nevada	03/18/18	17	2-2	1.000	0-0	.000	0-0	.000	2	3	5	3.6	3	0	0	0	0	0	4	3.1
Totals		0	449	41-74	.554	0-1	.000	28-47	.596	50	78	128	3.6	38	32	22	7	15	110	3.1

2018-19 (R-JUNIOR SEASON)

Opponent	Date	gs	min	Total		3-Pointers		Free throws		Rebounds				pf	a	t/o	blk	stl	pts	avg
				fg-fga	pct	3fg-fga	pct	ft-fa	pct	off	def	tot	avg							
OHIO ST.	11/07/18	*	29	2-5	.400	1-3	.333	3-4	.750	2	4	6.0	2	2	2	2	0	8	8.0	
N.C. CENTRAL	11/13/18	*	29	6-6	1.000	0-0	.000	0-0	.000	1	2	3	4.5	0	2	1	1	1	12	10.0
MILWAUKEE	11/16/18	*	38	6-13	.462	1-3	.333	2-4	.500	2	8	10	6.3	1	2	1	0	2	15	11.7
WESTERN MICH.	11/19/18	*	30	2-7	.286	0-0	.000	0-0	.000	1	2	3	5.5	3	2	0	0	1	4	9.8
vs George Mason	11/23/18	*	37	7-9	.778	0-0	.000	0-1	.000	2	6	8	6.0	2	1	1	1	0	14	10.6
vs Ole Miss	11/24/18	*	33	3-6	.500	0-0	.000	3-6	.500	2	7	9	6.5	3	0	1	2	1	9	10.3
ARK-PINE BLUFF	11/27/18	*	16	4-7	.571	0-0	.000	3-4	.750	2	5	7	6.6	3	1	4	0	1	11	10.4
at UNLV	12/01/18	*	31	2-6	.333	0-0	.000	0-0	.000	0	2	2	6.0	5	0	3	0	1	4	9.6
NORTHERN KY.	12/04/18	*	28	5-8	.625	0-0	.000	12-13	.923	3	7	10	6.4	0	3	1	1	0	22	11.0
XAVIER	12/08/18	*	34	5-11	.455	0-0	.000	0-0	.000	2	8	10	6.8	2	0	0	1	1	10	10.9
at Mississippi State	12/15/18	*	27	2-9	.222	0-0	.000	1-2	.500	1	3	4	6.5	4	0	1	1	1	5	10.4
UCLA	12/19/18	*	21	2-5	.400	0-2	.000	3-4	.750	2	3	5	6.4	0	4	0	1	1	7	10.1
SOUTH CAROLINA ST.	12/22/18	*	20	3-5	.600	0-0	.000	0-0	.000	4	1	5	6.3	0	2	1	0	0	6	9.8
TULANE	01/02/19	*	24	3-11	.273	0-2	.000	1-2	.500	2	1	3	6.1	2	1	0	1	1	7	9.6
at ECU	01/05/19	*	28	5-9	.556	0-1	.000	2-4	.500	3	6	9	6.3	3	3	2	0	1	12	9.7
at Tulsa	01/10/19	*	31	5-7	.714	0-0	.000	2-2	1.000	2	7	9	6.4	1	1	2	0	2	12	9.9
UCONN	01/12/19	*	34	1-7	.143	0-0	.000	0-0	.000	0	1	1	6.1	2	3	1	0	0	2	9.4
SOUTH FLA.	01/15/19	*	31	4-5	.800	0-0	.000	4-4	1.000	1	3	4	6.2	1	0	0	1	2	12	9.6
at Wichita St.	01/19/19	*	36	1-4	.250	0-0	.000	3-4	.750	4	6	10	6.2	1	1	2	1	0	5	9.3
TULSA	01/24/19	*	28	6-7	.857	1-1	1.000	0-1	.000	2	9	11	6.5	1	1	0	0	1	13	9.5
at Temple	01/27/19	*	29	5-8	.625	0-1	.000	3-5	.600	1	5	6	6.4	3	1	2	0	0	13	9.7
SMU	02/02/19	*	27	1-1	1.000	0-0	.000	0-0	.000	3	0	3	6.3	3	2	1	0	0	2	9.3
at Memphis	02/07/19	*	34	4-9	.444	2-5	.400	3-7	.429	3	6	9	6.4	1	3	0	0	1	13	9.5
at Houston	02/10/19	*	35	1-4	.250	1-2	.500	0-0	.000	0	3	3	6.3	0	1	0	0	1	3	9.2
WICHITA ST.	02/17/19	*	32	1-7	.143	0-0	.000	1-2	.500	3	5	8	6.3	1	4	0	1	1	3	9.0
UCF	02/21/19	*	29	3-7	.429	1-2	.500	0-0	.000	3	2	5	6.3	1	2	2	1	1	7	8.9
at UConn	02/24/19	*	27	2-6	.286	0-1	.000	1-2	.500	4	4	8	6.3	4	0	3	1	1	5	8.7
at SMU	02/27/19	*	22	2-8	.250	0-2	.000	0-0	.000	4	6	10	6.5	0	2	2	0	0	4	8.6
MEMPHIS	03/02/19	*	32	3-6	.500	0-1	.000	2-4	.500	3	4	7	6.5	0	1	2	1	2	8	8.6
at UCF	03/07/19	*	39	9-15	.600	2-3	.667	0-1	.000	6	3	9	6.6	1	3	1	0	1	20	8.9
HOUSTON	03/10/19	*	33	1-5	.200	0-2	.000	5-6	.833	3	5	8	6.6	3	0	1	0	0	7	8.9
vs SMU	03/15/19	*	35	8-17	.471	0-2	.000	1-2	.500	5	7	12	6.8	0	1	1	0	2	17	9.1
vs Wichita St.	03/16/19	*	39	4-11	.364	2-3	.667	2-4	.500	5	2	6	6.8	2	1	0	1	1	12	9.2
vs Houston	03/17/19	*	34	3-5	.600	1-2	.500	5-6	.833	1	7	8	6.9	1	2	0	0	0	12	9.3
vs Iowa	03/22/19	*	37	4-8	.500	0-1	.000	2-2	1.000	3	4	7	6.9	2	0	1	1	1	10	9.3
Totals		35	1071	125-265	.472	12-39	.308	64-96	.667	82	158	240	6.9	60	52	39	19	29	326	9.3



#20 MAMOUDOU DIARRA

FORWARD • 6-9 • 220 • R-SOPHOMORE • 1L • BAMAKO, MALI (22 FEET ACADEMY [S.C.])

2019-20 Season (R-Sophomore): Grabbed a career-high nine rebounds against Alabama A&M (11/14) ... tallied four points, five rebounds and a block in a career-high 16 minutes against Drake (11/11).

2018-19 Season (R-Freshman): Played in 20 games as a reserve, averaging 2.3 points and 1.9 rebounds in 6.9 minutes ... scored a season-high nine points on 4-of-6 shooting with a pair of rebounds and a block in 13 minutes against Arkansas-Pine Bluff (11/27) ... tallied eight points and five rebounds in 12 minutes against South Carolina State (12/22) ... scored six points and grabbed six rebounds in a season-high 15 minutes at UConn (2/24).

2017-18 Season (Redshirt): Played in seven games as a reserve, averaging 2.9 points, 1.9 rebounds and 0.7 blocks in 6.6 minutes ... scored a season-high nine points with six rebounds and a block in a season-high 12 minutes against Western Carolina (11/13) ... netted five points and a three-pointer with three rebounds in nine minutes against Coppin State (11/16) ... recorded a pair of blocks against Alabama State (11/27) ... scored in five of his seven games ... named to the Bearcat Honor Roll during the fall 2017 semester.

Prior to Cincinnati: Helped 22 Feet Academy to a 29-9 record in 2016-17 while earning First Team All-Grind Session accolades and averaging 18.5 points, 10.2 rebounds and 3.2 blocks ... honored as one of 30 campers from 23 countries invited to participate in the NBA's Basketball Without Borders Camp surrounding the 2015 NBA All-Star Game.

Personal: Born Oct. 4, 1997 in Bamako, Mali ... son of Mastan Baha and Salifou Diarra ... has one sister, Kadidia ... his aunt Marietou Diarra played professional basketball in France ... right-handed.

SEASON & CAREER STATISTICS

2019-20 SEASON

4 vs. Drake, 11/11/19	Pts	9, 2x (last vs. Ark.-Pine Bluff, 11/27/18)
3, 2x (last vs. Valparaiso, 11/25/19)	FG Atts	6, 3x (last vs. SC State, 12/22/18)
2 vs. Drake, 11/11/19	FG Made	4 vs. Arkansas-Pine Bluff, 11/27/18
0	3PT-FG Atts	2 vs. Coppin State, 11/16/17
0	3PT-FG Made	1, 2x (last vs. Ark.-Pine Bluff, 11/27/18)
2 vs. Valparaiso, 11/25/19	FT Atts	4, 2x (last vs. Western Michigan, 11/19/18)
1 vs. Valparaiso, 11/25/19	FT Made	3, 2x (last vs. Houston, 3/10/19)
9 vs. Alabama A&M, 11/14/19	Rebs	9 vs. Alabama A&M, 11/14/19
1, 2x (last vs. Valparaiso, 11/25/19)	Assts	1, 8x (last vs. Valparaiso, 11/25/19)
1, 3x (last vs. Bowling Green, 11/24/19)	Stls	2 at UCF, 3/7/19
1, 2x (last vs. UNLV, 11/30/19)	Blks	2, 2x (last vs. Tulane, 1/2/19)
16 vs. Drake, 11/11/19	Mins	16 vs. Drake, 11/11/19

CAREER

MISCELLANEOUS STATISTICS

CATEGORY

	2017-18	2018-19	2019-20	CAREER
Double-Figure Scoring Games	0	0	0	0
Double-Figure Rebounding Games	0	0	0	0
Double-Double Games	0	0	0	0
20-Point Scoring Games	0	0	0	0
Games Led Team in Scoring	0	0	0	0
Games Led Team in Rebounding	0	0	0	0
Games Led Team in Assists	0	0	0	0
Games With 3+ Assists	0	0	0	0
Games With 3+ Blocks	0	0	0	0
Games With 3+ Steals	0	0	0	0
Games With 3+ Three-Pointers	0	0	0	0

GAME-BY-GAME STATISTICS

2019-20 (R-SOPHOMORE SEASON)

Opponent	Date	gs	min	Total		3-Pointers		Free throws		Rebounds				pf	a	t/o	blk	stl	pts	avg
				fg-fga	pct	3fg-fga	pct	ft-fa	pct	off	def	tot	avg							
at Ohio St.	11/06/19	3	0-0	.000	0-0	.000	0-0	.000	0	0	0	0.0	1	0	0	0	1	0	0	0.0
DRAKE	11/11/19	16	2-3	.667	0-0	.000	0-0	.000	2	3	5	2.5	4	0	2	1	0	4	2.0	2.0
ALABAMA A&M	11/14/19	13	1-2	.500	0-0	.000	0-0	.000	1	8	9	4.7	0	1	0	0	0	2	2.0	2.0
vs Illinois State	11/22/19	7	0-1	.000	0-0	.000	0-0	.000	0	1	1	3.8	2	0	1	0	1	0	1.5	1.5
vs Bowling Green	11/24/19	10	0-1	.000	0-0	.000	0-0	.000	1	2	3	3.6	1	1	0	0	1	0	1.2	1.2
vs Valparaiso	11/25/19	8	1-3	.333	0-0	.000	1-2	.500	1	1	2	3.3	0	1	0	0	0	3	1.5	1.5
UNLV	11/30/19	6	1-1	1.000	0-0	.000	1-1	1.000	0	1	1	3.0	2	0	0	1	0	3	1.7	1.7
Totals		0	63	5-11	.455	0-0	.000	2-3	.667	5	16	21	3.0	10	3	3	2	3	12	1.7

2018-19 (R-FRESHMAN SEASON)

Opponent	Date	gs	min	Total		3-Pointers		Free throws		Rebounds				pf	a	t/o	blk	stl	pts	avg
				fg-fga	pct	3fg-fga	pct	ft-fa	pct	off	def	tot	avg							
N.C. CENTRAL	11/13/18	4	1-1	1.000	0-0	.000	0-0	.000	0	2	2	2.0	1	0	0	0	0	0	2	2.0
WESTERN MICH.	11/19/18	12	0-2	.000	0-0	.000	2-4	.500	2	4	6	4.0	2	1	0	0	1	2	2.0	2.0
vs Ole Miss	11/24/18	2	0-0	.000	0-0	.000	0-0	.000	0	1	1	3.0	0	0	0	0	0	0	1.3	1.3
ARK.-PINE BLUFF	11/27/18	14	4-6	.667	1-1	1.000	0-0	.000	0	2	2	2.8	2	0	0	1	0	9	3.3	3.3
UCLA	12/19/18	5	0-2	.000	0-0	.000	0-0	.000	0	1	1	2.4	0	1	0	0	0	0	2.6	2.6
SOUTH CAROLINA ST.	12/22/18	12	3-6	.500	0-1	.000	2-3	.667	1	4	5	2.8	1	0	0	0	0	8	3.5	3.5
TULANE	01/02/19	12	2-4	.500	0-0	.000	0-0	.000	2	4	6	3.3	1	1	0	2	1	4	3.6	3.6
at Tulsa	01/10/19	0	0-0	.000	0-0	.000	0-0	.000	0	0	0	2.9	0	0	0	0	0	0	3.1	3.1
SOUTH FLA.	01/15/19	3	0-1	.000	0-0	.000	0-0	.000	0	0	0	2.6	0	0	0	0	0	0	2.8	2.8
at Wichita St.	01/19/19	1	0-0	.000	0-0	.000	0-0	.000	0	0	0	2.3	0	0	0	0	0	0	2.5	2.5
TULSA	01/24/19	10	2-5	.400	0-0	.000	0-0	.000	1	0	1	2.2	3	0	0	1	0	4	2.6	2.6
at Temple	01/27/19	2	0-0	.000	0-0	.000	0-0	.000	0	0	0	2.0	1	0	0	0	0	0	2.4	2.4
at Memphis	02/07/19	3	0-1	.000	0-0	.000	0-0	.000	0	2	2	2.0	0	0	0	0	0	0	2.2	2.2
at UConn	02/24/19	15	2-5	.400	0-0	.000	2-2	1.000	2	4	6	2.3	2	1	2	1	0	6	2.5	2.5
at SMU	02/27/19	5	0-0	.000	0-0	.000	0-0	.000	0	1	1	2.2	0	0	0	0	1	0	2.3	2.3
at UCF	03/07/19	14	1-3	.333	0-0	.000	1-2	.500	2	1	3	2.3	0	1	0	1	2	3	2.4	2.4
HOUSTON	03/10/19	8	1-3	.333	0-0	.000	3-3	1.000	0	1	1	2.2	1	0	1	0	1	5	2.5	2.5
vs SMU	03/15/19	8	0-1	.000	0-0	.000	0-0	.000	1	0	1	2.1	0	1	1	0	0	0	2.4	2.4
vs Wichita St.	03/16/19	5	1-1	1.000	0-0	.000	0-0	.000	0	0	0	2.0	0	0	1	1	0	2	2.4	2.4
vs Iowa	03/22/19	3	0-1	.000	0-0	.000	0-0	.000	0	0	0	1.9	1	0	0	0	0	0	2.3	2.3
Totals		0	138	17-42	.405	1-2	.500	10-14	.714	11	27	38	1.9	15	6	4	8	5	45	2.3

2017-18 (FRESHMAN SEASON)

Opponent	Date	gs	min	Total		3-Pointers		Free throws		Rebounds				pf	a	t/o	blk	stl	pts	avg
				fg-fga	pct	3fg-fga	pct	ft-fa	pct	off	def	tot	avg							
SAVANNAH STATE	11/10/17	0	0-0	.000	0-0	.000	0-0	.000	0	0	0	0.0	0	0	1	0	0	0	0.0	0.0
WESTERN CAROLINA	11/13/17	12	3-6	.500	0-0	.000	3-4	.750	2	4	6	3.0	1	0	1	0	1	0	9	4.5
COPPIN STATE	11/16/17	9	1-5	.200	1-2	.500	2-2	1.000	1	2	3	3.0	0	1	1	1	0	5	4.7	4.7
ALABAMA STATE	11/27/17	8	1-4	.250	0-0	.000	0-0	.000	1	1	2	2.8	1	0	0	2	1	2	4.0	4.0
MISSISSIPPI ST.	12/12/17	1	0-0	.000	0-0	.000	0-0	.000	0	0	0	2.2	0	0	0	0	0	0	3.2	3.2
UA-PINE BLUFF	12/19/17	12	1-3	.333	0-0	.000	0-0	.000	1	0	1	2.0	1	1	2	1	0	2	3.0	3.0
MEMPHIS	12/31/17	4	1-2	.500	0-0	.000	0-0	.000	0	1	1	1.9	0	0	0	0	0	2	2.9	2.9
Totals		0	46	7-20	.350	1-2	.500	5-6	.833	5	8	13	1.9	3	2	4	5	1	20	2.9

CAREER STATISTICS

			Total		3-Point		F-Throws		Rebounds											Scoring	
Season	gp-gs	min/avg	fg-fga	pct	fg-fga	pct	ft-fa	pct	off	def	tot	avg	pf	fo	ast	to	blk	stl	pts	avg	
2017-18	7-0	46/6.6	7-20	.350	1-2	.500	5-6	.833	5	8	13	1.9	3	0	2	4	5	1	20	2.9	
2018-19	20-0	138/6.9	17-42	.405	1-2	.500	10-14	.714	11	27	38	1.9	15	0	6	4	8	5	45	2.3	
2019-20	7-0	63/9.0	5-11	.455	0-0	.000	2-3	.667	5	16	21	3.0	10	0	3	3	2	3	12	1.7	
TOTAL	34-0	247/7.3	29-73	.397	2-4	.500	17-23	.739	21	51	72	2.1	28	0	11	11	15	9	77	2.3	



#21 JAEVIN CUMBERLAND

GUARD • 6-3 • 185 • GRADUATE • TR • WILMINGTON, OHIO (WILMINGTON HS/OAKLAND)

CONFERENCE AWARDS

- » All-Tournament Team (2019)
- » Player of the Week (1x: 1/21/19)

MOMENTS

- » Scored a career-high 31 points against Oral Roberts (11/24/18), going 15 of 15 from the free throw line.
- » Hit seven three-pointers as part of 27-point effort vs. Northern Kentucky in the Motor City Madness Tournament (3/11/19).

2019-20 Season (Grad Transfer): Scored a team-high 21 points with six threes against Bowling Green (11/24) ... tallied 13 points, a trio of threes, a game-high six assists and five steals against Alabama A&M (11/14) ... posted a game-high 17 points with five 3-pointers in 18 minutes against Drake (11/11).

Prior to Cincinnati: Graduate transfer who averaged 17.2 points and 3.5 assists while shooting 39.9 percent (109 of 273) from three-point range as a redshirt junior with Oakland ... ranked among the nation's leaders in minutes played (22nd at 37.1), three-pointers per game (22nd at 3.3), three-pointers attempted (28th at 27.3), three-point field goal percentage (50th at 39.9) and free throw percentage (51st at 85.4 percent) during the 2018-19 season ... completed the season having made at least one three-pointer in 33 consecutive games, the 13th longest streak in the nation ... ranked among Horizon League leaders in minutes played (second at 37.1), assist-to-turnover ratio (third at 1.9), free throw percentage (tied for fourth at .854), three-point percentage (sixth at .399), points (tied for sixth at 17.2) and assists (ninth at 3.5) ... named to the Horizon League's 2019 Motor City Madness All-Tournament Team after averaging 25 points and shooting 52.3 percent (11 of 21) from beyond the arc ... scored a career-high 31 points, including 15 of 15 free throws, against Oral Roberts ... tallied a game-high 27 points with seven threes against Brannen's Northern Kentucky squad in the league tournament semifinals ... made 26 consecutive free throws from Nov. 23 to Dec. 6 during 2018-19 season ... appeared in eight games during 2017-18 (junior season) before sitting out the remainder of the year due to injury ... saw action in eight games as a reserve, averaging 1.1 points, 1.3 rebounds and 0.8 assists in 9.3 minutes during 2017-18 ... played in 25 games as a reserve, averaging 2.7 points, 0.4 rebounds and 0.3 assists in 6.8 minutes in 2016-17 (sophomore season) ... played in 30 games as a reserve, averaging 1.3 points, 0.4 rebounds and 0.3 assists in 5.4 minutes in 2015-16 (freshman season) ... tabbed an Associated Press All-Ohio Division I First Team selection in 2014-15, he averaged 22.5 points at Wilmington High School, helping the Hurricane to a sectional championship as a senior ... finished his career with 1,846 points, most in school history.

Personal: Born March 10, 1996 in Wilmington, Ohio ... son of Shannon and Dwaine Cumberland ... cousin of Cincinnati senior guard Jarron Cumberland ... right-handed.

SEASON & CAREER STATISTICS

2019-20 Season

		Career
21 vs. Bowling Green, 11/24/19	Pts	31 vs. Oral Roberts, 11/24/18#
15 vs. Bowling Green, 11/24/19	FG Atts	21 vs. Youngstown State, 3/6/18#
6, 2x (last vs. Bowling Green, 11/24/19)	FG Made	8, 4x (last vs. NKU, 3/11/19)#
14 vs. Bowling Green, 11/24/19	3PT-FG Atts	15 vs. Youngstown State, 1/31/19#
6 vs. Bowling Green, 11/24/19	3PT-FG Made	7, 2x (last vs. NKU, 3/11/19)#
4, 2x (last vs. UNLV, 11/30/19)	FT Atts	15 vs. Oral Roberts, 11/24/18#
3, 2x (last vs. UNLV, 11/30/19)	FT Made	15 vs. Oral Roberts, 11/24/18#
3 vs. Alabama A&M, 11/14/19	Rebs	8 vs. Defiance, 11/19/18#
6 vs. Alabama A&M, 11/14/19	Assts	9 vs. Defiance, 11/19/18#
5 vs. Alabama A&M, 11/14/19	Stls	5 vs. Alabama A&M, 11/14/19
1 vs. Alabama A&M, 11/14/19	Blks	2 vs. Milwaukee, 1/10/19#
34 vs. Bowling Green, 11/24/19	Mins	40, 6x (last vs. NKU, 3/11/19)#

- Statistics from playing career at Oakland

MISCELLANEOUS STATISTICS

CATEGORY	15-16	16-17	17-18	18-19	19-20	CAREER
Double-Figure Scoring Games	0	2	0	28	1	32
Double-Figure Rebounding Games	0	0	0	0	0	0
Double-Double Games	0	0	0	0	0	0
20-Point Scoring Games	0	0	0	10	1	11
Games Led Team in Scoring	0	0	0	11	1	12
Games Led Team in Rebounding	0	0	0	1	0	1
Games Led Team in Assists	0	0	0	9	1	10
Games With 3+ Assists	0	0	1	23	1	25
Games With 3+ Blocks	0	0	0	0	0	0
Games With 3+ Steals	0	0	0	5	1	6
Games With 3+ 3-Pointers	0	1	0	19	3	23

CAREER STATISTICS

			Total		3-Point		F-Throws		Rebounds											Scoring	
Season	gp-gs	min/avg	fg-fga	pct	fg-fga	pct	ft-fita	pct	off	def	tot	avg	pf	fo	ast	to	blk	stl	pts	avg	
2015-16*	30-0	162/5.4	12-28	.429	6-16	.375	10-13	.769	5	8	13	0.4	22	0	9	7	0	3	40	1.3	
2016-17*	25-0	170/6.8	17-45	.378	13-31	.419	21-27	.778	2	9	11	0.4	14	0	7	7	1	5	68	2.7	
2017-18*	8-0	74/9.3	2-14	.143	1-7	.143	4-7	.571	4	6	10	1.3	7	0	6	6	0	2	9	1.1	
2018-19*	33-33	1223/37.1	173-407	.425	109-273	.399	111-130	.854	14	82	96	2.9	69	0	114	60	6	37	566	17.2	
2019-20	7-2	156/22.3	21-57	.368	17-47	.362	8-10	.800	1	7	8	1.1	9	0	16	14	1	6	67	9.6	
TOTAL	7-2	156/22.3	21-57	.368	17-47	.362	8-10	.800	1	7	8	1.1	9	0	16	14	1	6	67	9.6	
All*	103-35	1785/17.3	225-551	.408	146-374	.390	154-187	.824	26	112	138	1.3	121	0	152	94	8	53	750	7.3	

* Statistics from prior team/school



#21 JAEVIN CUMBERLAND

GUARD • 6-3 • 185 • GRADUATE • TR • WILMINGTON, OHIO (WILMINGTON HS/OAKLAND)

GAME-BY-GAME STATISTICS

2019-20 (GRAD TRANSFER SEASON - CINCINNATI)

Opponent	Date	gs	min	Total		3-Pointers		Free throws		Rebounds				pf	a	t/o	blk	stl	pts	avg
				fg-fga	pct	3fg-fga	pct	ft-fa	pct	off	def	tot	avg							
at Ohio St.	11/06/19	27	1-6	.167	1-5	.200	0-0	.000	1	0	1	1.0	4	1	2	0	0	3	3.0	
DRAKE	11/11/19	19	6-11	.545	5-10	.500	0-0	.000	0	0	0	0.5	0	2	1	0	1	17	10.0	
ALABAMA A&M	11/14/19	* 29	4-9	.444	3-7	.429	2-2	1.000	0	3	3	1.3	1	6	3	1	5	13	11.0	
vs Illinois State	11/22/19	8	1-4	.250	0-2	.000	0-0	.000	0	0	0	1.0	0	0	1	0	0	2	8.8	
vs Bowling Green	11/24/19	34	6-15	.400	6-14	.429	3-4	.750	0	2	2	1.2	2	2	2	0	0	21	11.2	
vs Valparaiso	11/25/19	* 27	2-7	.286	2-6	.333	0-0	.000	0	1	1	1.2	1	4	4	0	0	6	10.3	
UNLV	11/30/19	12	1-5	.200	0-3	.000	3-4	.750	0	1	1	1.1	1	1	1	0	0	5	9.6	
Totals		2	156	21-57	.368	17-47	.362	8-10	.800	1	7	8	1.1	9	16	14	1	6	67	9.6

2017-18 (JUNIOR SEASON - OAKLAND)

Opponent	Date	gs	min	Total		3-Pointers		Free throws		Rebounds				pf	a	t/o	blk	stl	pts	avg
				fg-fga	pct	3fg-fga	pct	ft-fa	pct	off	def	tot	avg							
FORT WAYNE	11/10/17	10	0-2	.000	0-1	.000	0-0	.000	0	0	0	0.0	1	0	0	0	0	0	0	0.0
NEW ORLEANS	11/13/17	11	0-1	.000	0-1	.000	1-3	.333	1	2	3	1.5	1	1	1	0	1	1	1	0.5
at TOLEDO	11/18/17	7	0-2	.000	0-0	.000	0-0	.000	0	1	1	1.3	0	0	0	0	0	0	0	0.3
at Kansas	11/20/17	9	0-1	.000	0-1	.000	0-0	.000	0	0	0	1.0	3	1	2	0	0	0	0	0.3
at Syracuse	11/24/17	3	0-1	.000	0-1	.000	0-0	.000	0	0	0	0.8	0	0	0	0	0	0	0	0.2
at ORU	11/27/17	15	1-4	.250	1-2	.500	3-4	.750	1	0	1	0.8	1	1	3	0	0	6	1.2	
TEXAS SOUTHERN	11/29/17	13	1-3	.333	0-1	.000	0-0	.000	0	3	3	1.1	1	3	0	0	1	2	1.3	
CHICAGO STATE	12/09/17	6	0-0	.000	0-0	.000	0-0	.000	2	0	2	1.3	0	0	0	0	0	0	1.1	
Totals		0	74	2-14	.143	1-7	.143	4-7	.571	4	6	10	1.3	7	6	6	0	2	9	1.1

2016-17 (SOPHOMORE SEASON - OAKLAND)

Opponent	Date	gs	min	Total		3-Pointers		Free throws		Rebounds				pf	a	t/o	blk	stl	pts	avg
				fg-fga	pct	3fg-fga	pct	ft-fa	pct	off	def	tot	avg							
BOWLING GREEN	11/11/16	4	0-0	.000	0-0	.000	0-0	.000	0	0	0	0.0	1	1	0	0	0	0	0	0.0
WESTERN MICHIGAN	11/14/16	2	0-1	.000	0-1	.000	0-0	.000	0	0	0	0.0	0	0	0	0	0	0	0	0.0
GOSHEN	11/18/16	15	5-8	.625	4-5	.800	2-4	.500	1	0	1	0.3	0	0	0	0	1	1	16	5.3
CHICAGO STATE	11/19/16	7	1-2	.500	0-1	.000	2-2	1.000	0	3	3	1.0	0	0	0	0	0	0	4	5.0
vs Nevada	11/23/16	6	1-3	.333	0-2	.000	2-2	1.000	0	0	0	0.8	0	0	0	0	0	0	4	4.8
at Alaska Anchorage	11/25/16	3	0-0	.000	0-0	.000	0-0	.000	0	0	0	0.7	2	0	1	0	0	0	0	4.0
vs UC Davis	11/26/16	dnp	-	-	-	-	-	-	-	-	-	-	-	-	-	-	-	-	-	-
ORAL ROBERTS	12/1/16	16	1-2	.500	1-2	.500	1-2	.500	0	2	2	0.9	2	0	1	0	1	4	4.0	
SOUTHERN UTAH	12/3/16	9	1-5	.200	0-2	.000	3-4	.750	0	0	0	0.8	0	1	0	0	0	5	4.1	
at Robert Morris	12/10/16	4	0-1	.000	0-0	.000	0-0	.000	0	0	0	0.7	0	0	1	0	0	0	3.7	
NORTHEASTERN	12/20/16	dnp	-	-	-	-	-	-	-	-	-	-	-	-	-	-	-	-	-	-
at Michigan State	12/21/16	2	0-0	.000	0-0	.000	0-0	.000	0	0	0	0.6	0	0	1	0	0	0	3.3	
GEORGIA	12/23/16	dnp	-	-	-	-	-	-	-	-	-	-	-	-	-	-	-	-	-	-
WRIGHT STATE	12/29/16	dnp	-	-	-	-	-	-	-	-	-	-	-	-	-	-	-	-	-	-
NORTHERN KENTUCKY	12/31/16	dnp	-	-	-	-	-	-	-	-	-	-	-	-	-	-	-	-	-	-
at Valparaiso	01/06/17	dnp	-	-	-	-	-	-	-	-	-	-	-	-	-	-	-	-	-	-
at UIC	01/08/17	dnp	-	-	-	-	-	-	-	-	-	-	-	-	-	-	-	-	-	-
DETROIT MERCY	1/13/17	3	0-0	.000	0-0	.000	0-0	.000	0	0	0	0.5	0	1	1	0	0	0	3.0	
CLEVELAND STATE	1/16/17	7	0-1	.000	0-1	.000	2-2	1.000	1	1	2	0.7	4	1	0	0	1	2	2.9	
at Northern Kentucky	1/20/17	9	0-2	.000	0-1	.000	0-0	.000	0	0	0	0.6	1	0	0	0	0	0	2.7	
at Wright State	1/22/17	12	2-4	.500	2-3	.667	2-2	1.000	0	0	0	0.6	1	0	1	0	0	8	3.1	
GREEN BAY	1/27/17	5	0-1	.000	0-1	.000	0-2	.000	0	0	0	0.5	0	0	1	0	0	0	2.9	
MILWAUKEE	1/29/17	3	0-0	.000	0-0	.000	0-0	.000	0	0	0	0.5	0	0	0	0	0	0	2.7	
at Youngstown State	02/02/17	8	0-3	.000	0-2	.000	0-0	.000	0	0	0	0.5	0	1	0	0	0	0	2.5	
at Cleveland State	2/4/17	3	0-0	.000	0-0	.000	0-0	.000	0	0	0	0.4	0	0	0	0	0	0	2.4	
at Detroit Mercy	02/10/17	dnp	-	-	-	-	-	-	-	-	-	-	-	-	-	-	-	-	-	-
VALPARAISO	2/17/17	4	1-1	1.000	1-1	1.000	0-0	.000	0	1	1	0.5	0	1	0	0	0	3	2.4	
UIC	02/19/17	4	1-2	.500	1-2	.500	0-0	.000	0	0	0	0.5	0	0	0	0	0	3	2.5	
YOUNGSTOWN STATE	2/21/17	7	1-4	.250	1-2	.500	0-0	.000	0	1	1	0.5	0	0	0	0	2	3	2.5	
at Green Bay	2/24/17	4	0-1	.000	0-1	.000	0-0	.000	0	1	1	0.5	0	0	0	0	0	0	2.4	
at Milwaukee	02/26/17	7	1-2	.500	1-2	.500	0-0	.000	0	0	0	0.5	2	0	0	0	0	3	2.4	
vs Youngstown State	03/04/17	dnp	-	-	-	-	-	-	-	-	-	-	-	-	-	-	-	-	-	-
at Clemson	3/14/17	4	0-0	.000	0-0	.000	0-0	.000	0	0	0	0.5	0	0	0	0	0	0	2.3	
at Richmond	3/19/17	22	2-2	1.000	2-2	1.000	7-7	1.000	0	0	0	0.4	1	1	0	0	0	13	2.7	
Totals		0	170	17-45	.378	13-31	.419	21-27	.778	2	9	11	0.4	14	7	7	1	5	68	2.7

2018-19 (R-JUNIOR SEASON - OAKLAND)

Opponent	Date	gs	min	Total		3-Pointers		Free throws		Rebounds				pf	a	t/o	blk	stl	pts	avg
				fg/fga	pct	3fg/3ga	pct	ft/fta	pct	off	def	tot	avg							
TOLEDO	11/9/18	* 39	5-10	500	4-9	444	0-0	1.000	0	0	0	0	3	6	1	0	2	14	14.0	
WESTERN MICHIGAN	11/13/18	* 40	2-9	222	2-7	286	2-2	1.000	0	1	0.5	2	4	1	0	0	8	11.0		
at UNLV	11/16/18	* 36	4-8	500	1-2	500	3-3	1.000	1	2	3	1.3	1	3	1	0	0	12	11.3	
DEFIANCE	11/19/18	* 34	6-13	462	4-10	400	0-2	.000	2	6	8	3.0	2	9	0	1	0	16	12.5	
JAMES MADISON	11/23/18	* 35	3-11	273	1-5	200	2-2	1.000	0	0	0	2.4	0	4	0	0	0	9	11.8	
ORAL ROBERTS	11/24/18	* 37	7-12	583	2-6	333	15-15	1.000	0	2	2	2.3	1	3	1	3	31	15.0		
NORTHERN ILLINOIS	11/25/18	* 36	6-13	462	3-5	600	4-4	1.000	0	1	1	2.1	2	0	4	0	1	19	15.6	
at Xavier	12/01/18	* 37	3-11	273	2-7	286	0-0	.000	0	0	0	1.9	1	4	3	0	0	8	14.6	
at Fairfield	12/06/18	* 40	4-10	400	4-8	500	5-5	1.000	1	1	2	1.9	1	5	2	0	1	17	14.9	
at Northeastern	12/08/18	* 37	7-14	500	5-9	556	2-5	.400	1	1	2	1.9	4	3	1	0	3	21	15.5	
at HARTFORD	12/16/18	* 39	8-15	533	7-12	583	3-4	.750	0	2	2	1.9	2	6	2	0	0	26	16.5	
at Georgia	12/18/18	* 38	5-12	417	4-9	444	0-0	.000	1	1	1.8	2	2	4	0	2	14	16.3		
at Michigan St.	12/21/18	* 31	4-9	444	4-6	667	1-2	.500	1	4	5	2.1	2	1	3	0	0	13	16.0	
at Cleveland State	12/28/18	* 39	8-15	533	4-10	400	7-8	.875	2	5	7	2.4	1	2	2	0	1	27	16.8	
at Youngstown State	12/30/18	* 36	4-11	364	3-7	429	2-2	1.000	0	0	0	2.3	2	3	3	0	0	13	16.5	
NORTHERN KENTUCKY	01/03/19	* 38	5-14	357	1-9	111	4-4	1.000	3	3	3	2.3	2	6	3	0	1	15	16.4	
WRIGHT STATE	01/05/19	* 36	8-14	571	6-10	600	4-4	1.000	3	3	2	2.4	3	2	2	0	1	26	17.0	
MILWAUKEE	01/10/19	* 40	7-18	389	5-14	357	0-0	.000	3	3	3	2.4	2	3	2	2	0	19	17.1	
GREEN BAY	01/12/19	* 38	4-11	364	3-8	375	9-10	.900	1	2	3	2.4	3	6	2	0	2	20	17.3	
at Detroit Mercy	01/19/19	* 40	7-15	467	6-13	462	4-5	.800	0	2	2	2.4	0	2	2	0	2	24	17.6	
at IUPUI	01/24/19	* 38	7-20	350	4-13	308	0-0	.000	4	4	2	2.5	4	1	0	0	0	18	17.6	
at UIC	01/26/19	* 34	4-7	571	3-6	500	2-2	1.000	0	5	5	2.6	3	5	1	1	1	13	17.4	
YOUNGSTOWN STATE	01/31/19	* 37	6-21	286	2-15	133	5-5	1.000	3	2	5	2	7	2	3	0	0	19	17.5	
CLEVELAND STATE	02/02/19	* 34	5-12	417	2-5	400	8-8	1.000	1	3	4	2.8	1	4	1	1	0	20	17.6	
at Wright State	2/7/19	* 38	7-11	636	5-7	714	0-0	.000	3	3	3	2.8	0	4	3	0	1	19	17.6	
at Northern Ky.	02/09/19	* 37	6-13	462	2-6	333	2-2	1.000	0	1	1	2.7	4	0	1	0	3	16	17.6	
at Green Bay	2/14/19	* 34	3-12	250	2-7	286	0-0	.000	0	2	2	2.7	4	3	1	0	1	8	17.2	
at Milwaukee	02/16/19	* 37	3-10	300	2-8	250	1-2	.500	0	3	3	2.7	3	2	0	0	1	9	16.9	
DETROIT MERCY	02/23/19	* 37	3-9	333	2-8	250	6-6	1.000	1	1	2	2.7	4	3	0	0	0	14	16.8	
UIC	02/28/19	* 35	4-8	500	1-4	250	7-9	.778	0	6	2	2.8	3	6	7	1	3	16	16.8	
IUPUI	03/02/19	* 36	4-10	400	2-7	286	2-2	1.000	3	3	2	2.8	0	4	1	0	2	12	16.6	
YOUNGSTOWN STATE	03/06/19	* 40	6-13	462	4-7	571	7-11	.636	0	5	5	2.8	3	2	2	0	1	23	16.8	
vs Northern Kentucky	03/11/19	* 40	8-16	500	7-14	500	4-6	.667	0	5	5	2.9	2	3	4	0	3	27	17.2	
Totals		33	1223	173-407	425	109-273	399	111-130	854	14	82	96	29	69	114	60	6	37	566	17.2



#23 ZACH HARVEY

GUARD • 6-5 • 195 • FRESHMAN • HS • TOPEKA, KAN. (HAYDEN HS/PROLIFIC PREP ACADEMY)

2019-20 Season (Freshman): Handed out a team-high four assists vs. Valparaiso (11/25) ... recorded his first collegiate basket against Drake (11/11).

Prior to Cincinnati: Originally reclassified to the 2020 class in September 2018 before reverting to the 2019 class ... as a 2020 prospect, tabbed a four-star prospect by 247Sports.com (No. 48) and Rivals.com (No. 50) ... was listed as the ninth-best shooting guard in the nation for the 2020 class by 247Sports.com ... attended Prolific Prep Academy in Napa, Calif., during the 2018-19 season, averaging 16.5 points, 4.9 assists and 4.8 rebounds through 11 games before an ankle injury sidelined him for the remainder of the year ... his squad posted a 29-7 record, advancing to the semifinals of the Grind Session National Championship ... played on the Under Armour Circuit for KC Run GMC during the 2018 summer, averaging 16.3 points and 3.6 rebounds while shooting 45.7 percent from the floor and 36.7 percent from three-point range ... earned class 4A-II all-state honors from both the Topeka Capital-Journal and Wichita Eagle as a junior after helping lead Hayden High School in Topeka to the state championship in 2017-18 ... averaged 23.1 points and scored a game-high 34 points with six three-pointers in the state championship game ... participated in the 2016 USA Basketball Junior National Team October minicamp and 2017 USA Basketball Men's U16 National Team training camp.

Personal: Born Feb. 23, 2001 in Kansas City, Kan. ... son of Jennifer Dieterich and DeCorey Harvey ... has one brother, Noah Jacobson ... mother played basketball at Kansas ... uncle, Jeff Dieterich, was a member of track and field team (threw the javelin) at Kansas ... right-handed.

SEASON & CAREER STATISTICS

2019-20 Season		Career
4 vs. Alabama A&M, 11/14/19	Pts	4 vs. Alabama A&M, 11/14/19
4 vs. Drake, 11/11/19	FG Atts	4 vs. Drake, 11/11/19
1, 3x (last vs. Bowling Green, 11/24/19)	FG Made	1, 3x (last vs. Bowling Green, 11/24/19)
1 vs. Drake, 11/11/19	3PT-FG Atts	1 vs. Drake, 11/11/19
0	3PT-FG Made	0
4, 2x (last vs. Valparaiso, 11/25/19)	FT Atts	4, 2x (last vs. Valparaiso, 11/25/19)
3 vs. Valparaiso, 11/25/19	FT Made	3 vs. Valparaiso, 11/25/19
2 vs. Alabama A&M, 11/14/19	Rebs	2 vs. Alabama A&M, 11/14/19
4 vs. Valparaiso, 11/25/19	Assts	4 vs. Valparaiso, 11/25/19
1 vs. Drake, 11/11/19	Stls	1 vs. Drake, 11/11/19
0	Blks	0
27 vs. Valparaiso, 11/25/19	Mins	27 vs. Valparaiso, 11/25/19

MISCELLANEOUS STATISTICS

CATEGORY	2019-20	CAREER
Double-Figure Scoring Games	0	0
Double-Figure Rebounding Games	0	0
Double-Double Games	0	0
20-Point Scoring Games	0	0
Games Led Team in Scoring	0	0
Games Led Team in Rebounding	0	0
Games Led Team in Assists	1	1
Games With 3+ Assists	1	1
Games With 3+ Blocks	0	0
Games With 3+ Steals	0	0
Games With 3+ 3-Pointers	0	0

GAME-BY-GAME STATISTICS

2019-20 (FRESHMAN SEASON)

Opponent	Date	gs	min	Total		3-Pointers		Free throws		Rebounds			pf	a	t/o	blk	stl	pts	avg	
				fg-fga	pct	3fg-fga	pct	ft-fa	pct	off	def	tot								avg
at Ohio St.	11/06/19	2	0-1	.000	0-0	.000	1-2	.500	1	0	1	1.0	0	0	0	0	0	1	1.0	
DRAKE	11/11/19	14	1-4	.250	0-1	.000	0-1	.000	0	0	0	0.5	1	1	0	0	1	2	1.5	
ALABAMA A&M	11/14/19	12	1-1	1.000	0-0	.000	2-4	.500	0	2	2	1.0	1	2	0	0	0	4	2.3	
vs Illinois State	11/22/19	3	0-0	.000	0-0	.000	0-0	.000	0	0	0	0.8	1	0	0	0	0	0	1.8	
vs Bowling Green	11/24/19	10	1-2	.500	0-0	.000	1-2	.500	0	0	0	0.6	0	0	1	0	0	3	2.0	
vs Valparaiso	11/25/19	27	0-0	.000	0-0	.000	3-4	.750	0	1	1	0.7	3	4	2	0	0	3	2.2	
UNLV	11/30/19	8	0-2	.000	0-0	.000	0-0	.000	0	0	0	0.6	1	1	1	0	0	0	1.9	
Totals		0	76	3-10	.300	0-1	.000	7-13	.538	1	3	4	0.6	7	8	4	0	1	13	1.9

CAREER STATISTICS

			Total		3-Point		F-Throws		Rebounds											Scoring	
Season	gp-gs	min/avg	fg-fga	pct	fg-fga	pct	ft-fa	pct	off	def	tot	avg	pf	fo	ast	to	blk	stl	pts	avg	
2019-20	7-0	76/10.9	3-10	.300	0-1	.000	7-13	.538	1	3	4	0.6	7	0	8	4	0	1	13	1.9	
TOTAL	7-0	76/10.9	3-10	.300	0-1	.000	7-13	.538	1	3	4	0.6	7	0	8	4	0	1	13	1.9	



#24 PRINCE TOYAMBI

FORWARD • 6-7 • 225 • R-FRESHMAN • HS • KINSHASA, CONGO (FRESNO HS [CALIF.]

2019-20 Season (Redshirt): Underwent a successful procedure on Monday, Oct. 14, to correct a cardiac issue discovered during the preseason ... A timetable for his return is not yet determined.

2018-19 Season (Redshirt): Did not see action ... named to the Bearcats Academic Honor Roll and Dean's List during the 2019 spring semester ... tabbed to The American's All-Academic Team.

Prior to Cincinnati: Averaged 17.4 points, 9.7 rebounds and 1.3 steals while shooting 58.7 percent (88 of 150) from the floor during 12 games for team "The Truth" at the NIKE EBYL and Peach Jam Invitational during the summer 2018 ... attended Fresno High School in Fresno, Calif. ... reclassified from the 2019 class to the 2018 class and signed with the Bearcats in early September.

Personal: Born Dec. 2, 2000 in Kinshasa, Congo ... has one sister: Magali Toyambi ... right-handed ... last name pronounced "toy-YAHM-bee."

SEASON & CAREER STATISTICS

2019-20		CAREER
0	Pts	0
0	FG Atts	0
0	FG Made	0
0	3PT-FG Atts	0
0	3PT-FG Made	0
0	FT Atts	0
0	FT Made	0
0	Rebs	0
0	Assts	0
0	Stls	0
0	Blks	0
0	Mins	0

MISCELLANEOUS STATISTICS

CATEGORY	2019-20	CAREER
Double-Figure Scoring Games	0	0
Double-Figure Rebounding Games	0	0
Double-Double Games	0	0
20-Point Scoring Games	0	0
Games Led UC in Scoring	0	0
Games Led UC in Rebounding	0	0
Games Led UC in Assists	0	0
Games With 3+ Assists	0	0
Games With 3+ Blocks	0	0
Games With 3+ Steals	0	0
Games With 3+ 3-Pointers	0	0

GAME-BY-GAME STATISTICS

2019-20 (R-FRESHMAN SEASON)

CAREER STATISTICS



#31 SAM MARTIN

GUARD • 5-10 • 170 • JUNIOR • 2L • CINCINNATI, OHIO (SUMMIT COUNTRY DAY)

2018-19 Season (Sophomore): Played in six games as a walk-on reserve, averaging 0.8 points and 0.5 assists in 2.2 minutes ... scored a career-high five points with an assist in five minutes against UAPB (11/27) ... named to the Bearcats Academic Honor Roll and Dean's List during the 2018 fall semester and the Bearcats Academic Honor Roll during the 2019 spring semester ... tabbed to The American's All-Academic Team.

2017-18 Season (Freshman): Played in 10 games as a walk-on reserve, averaging 0.2 points, 0.2 assists and 0.1 rebounds in 1.9 minutes ... collected his first collegiate points with a pair of free throws in two minutes against Richmond (11/21) ... handed out two assists in two minutes of play against Memphis (12/31) ... took two shots without a basket and grabbed a rebound in four minutes against Temple (1/24) ... named to the Bearcats Academic Honor Roll and Dean's List during the 2017 fall semester.

Prior to Cincinnati: Averaged 15.4 points, 3.0 rebounds, 2.8 assists and 2.4 steals as a senior at Summit Country Day ... helped guide the Silver Knights to a 26-1 record and regional championship appearance in 2016-17 ... named an Associated Press Division III second team all-state selection as a senior ... chosen Miami Valley Conference Player of the Year and earned league first team accolades as a junior and senior ... helped lead Summit Country Day to a pair of soccer state titles as a junior and senior, combining for a 42-4-1 record ... tallied 38 goals, 24 assists and 100 points as a senior ... named all-midwest region, all-state first team and all-southwest Ohio first team selection as a senior ... set records during 2016 for most goals in a state championship game, most goals in a state semifinal game and most goals and most points in the city ... played basketball for his father, Scott, at St. Xavier High School as a freshman and sophomore.

Personal: Born Nov. 16, 1998 in Cincinnati, Ohio ... son of Carrie and Scott Martin ... has two sisters, Rachel and Lily ... his father, Scott, played basketball at Rollins College (1988-91) ... right-handed.

SEASON & CAREER STATISTICS

2019-20 SEASON

		CAREER
0	Pts	5 vs. Arkansas-Pine Bluff, 11/27/18
0	FG Atts	2, 2x (last vs. Ark.-Pine Bluff, 11/27/18)
0	FG Made	2 vs. Arkansas-Pine Bluff, 11/27/18
0	3PT-FG Atts	1, 2x (last vs. UCF, 2/6/18)
0	3PT-FG Made	0
0	FT Atts	2 vs. Richmond, 11/21/17
0	FT Made	2 vs. Richmond, 11/21/17
0	Rebs	1 vs. Temple, 1/24/18
0	Assts	2 vs. Memphis, 12/31/17
0	Stls	0
0	Blks	0
0	Mins	5 vs. Arkansas-Pine Bluff, 11/27/18

MISCELLANEOUS STATISTICS

CATEGORY	2017-18	2018-19	2019-20	CAREER
Double-Figure Scoring Games	0	0	0	0
Double-Figure Rebounding Games	0	0	0	0
Double-Double Games	0	0	0	0
20-Point Scoring Games	0	0	0	0
Games Led UC in Scoring	0	0	0	0
Games Led UC in Rebounding	0	0	0	0
Games Led UC in Assists	0	0	0	0
Games With 3+ Assists	0	0	0	0
Games With 3+ Blocks	0	0	0	0
Games With 3+ Steals	0	0	0	0
Games With 3+ 3-Pointers	0	0	0	0

GAME-BY-GAME STATISTICS

2019-20 (JUNIOR SEASON)

Opponent	Date	gs	min	Total	3-Pointers	Free throws	Rebounds												
				fg-fga	pct	3fg-fga	pct	ft-fga	pct	off	def	tot	avg	pf	a	t/o	blk	stl	pts
DRAKE	11/11/19	1	0-0	.000	0-0	.000	0-0	.000	0	0	0	0.0	0	0	0	0	0	0	0.0
ALABAMA A&M	11/14/19	1	0-0	.000	0-0	.000	0-0	.000	0	0	0	0.0	0	0	0	0	0	0	0.0
Totals		0	2	0-0	.000	0-0	.000	0-0	.000	0	0	0	0.0	0	0	0	0	0	0.0

2018-19 (SOPHOMORE SEASON)


Opponent	Date	gs	min	Total		3-Pointers		Free throws		Rebounds					pf	a	t/o	blk	stl	pts	avg
				fg-fga	pct	3fg-fga	pct	ft-fga	pct	off	def	tot	avg								
ARK.-PINE BLUFF	11/27/18	5	2-2	1.000	0-0	.000	1-1	1.000	0	0	0	0.0	0	1	0	0	0	0	5	5.0	
NORTHERN KY.	12/04/18	1	0-0	.000	0-0	.000	0-0	.000	0	0	0	0.0	0	0	0	0	0	0	2.5	0.5	
XAVIER	12/08/18	1	0-0	.000	0-0	.000	0-0	.000	0	0	0	0.0	0	0	0	0	0	0	1.7	0.5	
UCLA	12/19/18	3	0-0	.000	0-0	.000	0-0	.000	0	0	0	0.0	2	1	0	0	0	0	1.3	0.7	
TULANE	01/02/19	2	0-0	.000	0-0	.000	0-0	.000	0	0	0	0.0	0	1	0	0	0	0	1.0	0.5	
TULSA	01/24/19	1	0-0	.000	0-0	.000	0-0	.000	0	0	0	0.0	0	0	0	0	0	0	0.8	0.3	
Totals		0	13	2-2	1.000	0-0	.000	1-1	1.000	0	0	0	0.0	2	3	0	0	0	5	0.8	

2017-18 (FRESHMAN SEASON)

Opponent	Date	gs	min	Total		3-Pointers		Free throws		Rebounds				pf	a	t/o	blk	stl	pts	avg
				fg-fga	pct	3fg-fga	pct	ft-fga	pct	off	def	tot	avg							
SAVANNAH STATE	11/10/17	1	0	0-0	.000	0-0	.000	0-0	.000	0	0	0	0.0	0	0	0	0	0	0.0	
WESTERN CAROLINA	11/13/17	1	0	0-1	.000	0-0	.000	0-0	.000	0	0	0	0.0	0	0	0	0	0	0.0	
COPPIN STATE	11/16/17	1	0	0-0	.000	0-0	.000	0-0	.000	0	0	0	0.0	0	0	0	0	0	0.0	
vs Richmond	11/21/17	2	0	0-0	.000	0-0	.000	2-2	1.000	0	0	0	0.0	2	0	0	0	0	2.5	
vs Wyoming	11/22/17	1	0	0-0	.000	0-0	.000	0-0	.000	0	0	0	0.0	1	0	1	0	0	0.4	
ALABAMA STATE	11/27/17	1	0	0-0	.000	0-0	.000	0-0	.000	0	0	0	0.0	0	0	0	0	0	0.3	
UA-PINE BLUFF	12/19/17	2	0	0-1	.000	0-1	.000	0-0	.000	0	0	0	0.0	0	0	0	1	0	0.3	
MEMPHIS	12/31/17	2	0	0-0	.000	0-0	.000	0-0	.000	0	0	0	0.0	1	2	0	0	0	0.3	
TEMPLE	01/24/18	4	0	0-2	.000	0-0	.000	0-0	.000	0	1	1	0.1	1	0	0	0	0	0.2	
UCF	02/06/18	4	0	0-1	.000	0-1	.000	0-0	.000	0	0	0	0.1	0	0	0	0	0	0.2	
Totals		0	19	0-5	.000	0-2	.000	2-2	1.000	0	1	1	0.1	5	2	2	0	2	0.2	

CAREER STATISTICS

			Total		3-Point		F-Throws		Rebounds										Scoring	
Season	gp-gs	min/avg	fg-fga	pct	fg-fga	pct	ft-fga	pct	off	def	tot	avg	pf	fo	ast	to	blk	stl	pts	avg
2017-18	10-0	19/1.9	0-5	.000	0-2	.000	2-2	1.000	0	1	1	0.1	5	0	2	2	0	0	2	0.2
2018-19	6-0	13/2.2	2-2	1.000	0-0	.000	1-1	1.000	0	0	0	0.0	2	0	3	0	0	0	5	0.8
2019-20	2-0	2/1.0	0-0	.000	0-0	.000	0-0	.000	0	0	0	0.0	0	0	0	0	0	0	0	0.0
TOTAL	18-0	34/1.9	2-7	.286	0-2	.000	3-3	1.000	0	1	1	0.1	7	0	5	2	0	0	7	0.4



#32 JOHN KOZ

GUARD • 6-1 • 200 • SENIOR • 3L • CLEVELAND, OHIO (BAY HS)

2018-19 Season (Junior): Played in five games as a walk-on reserve, averaging 0.4 points and 0.4 rebounds in 1.8 minutes ... scored on a layup in two minute of play against Tulane (1/2) ... grabbed a rebound in two minutes against Arkansas-Pine Bluff (11/27) ... named to the Bearcats Academic Honor Roll during the fall 2018 semester.

2017-18 Season (Sophomore): Played in eight games as a walk-on reserve, averaging 0.3 points, 0.3 rebounds and 0.1 assists in 1.3 minutes ... scored his first collegiate basketball in two minutes against Temple (1/24) ... grabbed two rebounds in two minutes against UCF (2/6) ... handed out an assist in one minute against Alabama State (11/27) ... named to the Bearcats Academic Honor Roll during the 2017 fall semester.

2016-17 Season (Freshman): Played in six games as a walk-on reserve, averaging 0.0 points, 0.3 rebounds and 0.3 assists in 1.7 minutes ... grabbed one rebound and handed out one assist against both Bowling Green (12/4) and USF (1/29) ... attempted one shot against Texas Southern (12/13) and USF (1/29) ... played a season-high three minutes against USF (1/29) ... named to Bearcats Academic Honor Roll during 2016 fall and 2017 spring semesters.

Prior to Cincinnati: Averaged 21.6 points, 4.8 rebounds and 2.4 assists as a senior at Bay High School, helping lead the Rockets to a 25-4 record and the school's first appearance in the Division II state semifinals ... set the school record for career points (1,279) and points in a season (604 as a senior) ... named the Great Lakes Conference Most Valuable Player in 2015-16 ... named all-state twice and all-conference three times ... helped lead Bay High School to two conference championships ... three-year starting quarterback on football team, missed most of senior campaign due to injury but still helped the Rockets to a 10-win season ... guided the team to the school's first playoff wins as a junior ... coached in basketball by Jared Shetzer and football by Ron Rutt.

Personal: Born December 19, 1997 in Cleveland, Ohio ... son of Courtney and John Koz ... has three sisters: Chloe, Claudia and Kayla ... his cousin, Matt Koz, wrestled at Chattanooga ... his dad played football at Baldwin Wallace ... right-handed ... pronunciation of last name rhymes with nose.

SEASON & CAREER STATISTICS

2019-20 SEASON

	Pts	CAREER
0	2, 2x (last vs. Tulane, 1/2/19)	
0	FG Atts	2 vs. Tulane, 1/2/19
0	FG Made	1, 2x (last vs. Tulane, 1/2/19)
0	3PT-FG Atts	1, 2x (last vs. USF, 1/29/17)
0	3PT-FG Made	0
0	FT Atts	0
0	FT Made	0
0	Rebs	2 vs. UCF, 2/6/18
0	Assts	1, 3x (last vs. Alabama State, 11/27/17)
0	Stls	0
0	Blks	0
0	Mins	3 vs. USF, 1/29/17

MISCELLANEOUS STATISTICS

CATEGORY	2016-17	2017-18	2018-19	2019-20	CAREER
Double-Figure Scoring Games	0	0	0	0	0
Double-Figure Rebounding Games	0	0	0	0	0
Double-Double Games	0	0	0	0	0
20-Point Scoring Games	0	0	0	0	0
Games Led UC in Scoring	0	0	0	0	0
Games Led UC in Rebounding	0	0	0	0	0
Games Led UC in Assists	0	0	0	0	0
Games With 3+ Assists	0	0	0	0	0
Games With 3+ Blocks	0	0	0	0	0
Games With 3+ Steals	0	0	0	0	0
Games With 3+ 3-Pointers	0	0	0	0	0

GAME-BY-GAME STATISTICS

2019-20 (SENIOR SEASON)

Opponent	Date	gs	min	Total	3-Pointers	Free throws	Rebounds	pf	a	tio	blk	stl	pts	avg
DRAKE	11/11/19	1	0-0	.000	0-0	.000	0-0	0-0	0-0	0-0	0-0	0-0	0-0	0.0
ALABAMA A&M	11/14/19	1	0-0	.000	0-0	.000	0-0	0-0	0-0	0-0	0-0	0-0	0-0	0.0
Totals		0	2	0-0	.000	0-0	.000	0-0	0-0	0-0	0-0	0-0	0-0	0.0

2018-19 (JUNIOR SEASON)

Opponent	Date	gs	min	Total	3-Pointers	Free throws	Rebounds	pf	a	tio	blk	stl	pts	avg
vs George Mason	11/23/18	2	0-0	.000	0-0	.000	0-0	0-0	0-0	0-0	0-0	0-0	0-0	0.0
ARK-PINE BLUFF	11/27/18	2	0-0	.000	0-0	.000	0-0	0-0	0-0	0-0	0-0	0-0	0-0	0.0
UCLA	12/19/18	2	0-0	.000	0-0	.000	0-0	0-0	0-0	0-0	0-0	0-0	0-0	0.0
TULANE	01/02/19	2	1-2	.500	0-0	.000	0-0	0-0	0-0	0-0	0-0	0-0	2-0.5	0.0
TULSA	01/24/19	1	0-0	.000	0-0	.000	0-0	0-0	0-0	0-0	0-0	0-0	0-0	0.0
Totals		0	9	1-2	.500	0-0	.000	0-0	0-0	0-0	0-0	0-0	2-0.4	0.0

2017-18 (SOPHOMORE SEASON)

Opponent	Date	gs	min	Total	3-Pointers	Free throws	Rebounds	pf	a	tio	blk	stl	pts	avg
SAVANNAH STATE	11/10/17	1	0-0	.000	0-0	.000	0-0	0-0	0-0	0-0	0-0	0-0	0-0	0.0
WESTERN CAROLINA	11/13/17	1	0-0	.000	0-0	.000	0-0	0-0	0-0	0-0	0-0	0-0	0-0	0.0
COPPIN STATE	11/16/17	1	0-0	.000	0-0	.000	0-0	0-0	0-0	0-0	0-0	0-0	0-0	0.0
ALABAMA STATE	11/27/17	1	0-0	.000	0-0	.000	0-0	0-0	0-0	0-0	0-0	0-0	0-0	0.0
UA-PINE BLUFF	12/19/17	1	0-0	.000	0-0	.000	0-0	0-0	0-0	0-0	0-0	0-0	0-0	0.0
MEMPHIS	12/31/17	1	0-0	.000	0-0	.000	0-0	0-0	0-0	0-0	0-0	0-0	0-0	0.0
TEMPLE	01/24/18	2	1-1	1.000	0-0	.000	0-0	0-0	0-0	0-0	0-0	0-0	2-0.3	0.0
UCF	02/06/18	2	0-0	.000	0-0	.000	0-0	0-0	0-0	0-0	0-0	0-0	0-0	0.0
Totals		0	10	1-1	1.000	0-0	.000	0-0	0-0	0-0	0-0	0-0	2-0.3	0.0

2016-17 (FRESHMAN SEASON)

Opponent	Date	gs	min	Total	3-Pointers	Free throws	Rebounds	pf	a	tio	blk	stl	pts	avg
ALBANY	11/14/16	1	0-0	.000	0-0	.000	0-0	0-0	0-0	0-0	0-0	0-0	0-0	0.0
BOWLING GREEN	12/04/16	1	0-0	.000	0-0	.000	0-0	0-0	0-0	0-0	0-0	0-0	0-0	0.0
TEXAS SOUTHERN	12/13/16	1	0-1	.000	0-1	.000	0-0	0-0	0-0	0-0	0-0	0-0	0-0	0.0
FAIRLEIGH DICKINSON	12/17/16	2	0-0	.000	0-0	.000	0-0	0-0	0-0	0-0	0-0	0-0	0-0	0.0
TULANE	01/01/17	2	0-0	.000	0-0	.000	0-0	0-0	0-0	0-0	0-0	0-0	0-0	0.0
USF	01/29/17	3	0-1	.000	0-1	.000	0-0	0-0	0-0	0-0	0-0	0-0	0-0	0.0
Totals		0	10	0-2	.000	0-2	.000	0-0	0-0	0-0	0-0	0-0	0-0	0.0

CAREER STATISTICS

			Total		3-Point		F-Throws		Rebounds										Scoring	
Season	gp-gs	min/avg	fg-fga	pct	fg-fga	pct	ft-fga	pct	off	def	tot	avg	pf	fo	ast	to	blk	stl	pts	avg
2016-17	6-0	10/1.7	0-2	.000	0-2	.000	0-0	.000	0	2	2	0.3	0	0	2	0	0	0	0	0.0
2017-18	8-0	10/1.3	1-1	1.000	0-0	.000	0-0	.000	1	1	2	0.3	0	0	1	1	0	0	2	0.3
2018-19	5-0	9/1.8	1-2	.500	0-0	.000	0-0	.000	0	2	2	0.4	0	0	0	1	0	0	2	0.4
2019-20	2-0	2/1.0	0-0	.000	0-0	.000	0-0	.000	0	0	0	0.0	0	0	0	0	0	0	0	0.0
TOTAL	21-0	31/1.5	2-5	.400	0-2	.000	0-0	.000	1	5	6	0.3	0	0	3	2	0	0	4	0.2



#33 CHRIS VOGT

CENTER • 7-1 • 260 • JUNIOR • TR • MAYFIELD, KY. (GRAVES COUNTY HS/NORTHERN KENTUCKY)

MOMENTS

- » Posted a double-double with 20 points and 14 rebounds vs. Green Bay (1/24/19).
- » Tallied 16 points on 7-of-10 shooting with seven rebounds against Detroit Mercy (3/6/19).

2019-20 Season (Junior): Played a career-high 38 minutes, scoring 14 points on 6-of-10 shooting in the overtime win vs. UNLV (11/30) ... scored a team-high 21 points on 9-of-11 shooting with seven rebounds against Valparaiso (11/25) ... registered a double-double with 13 points and 13 rebounds against Illinois State (11/22) ... posted a double-double with 18 points and 10 rebounds against Alabama A&M (11/14) ... tallied 12 points on 6-of-8 shooting with a pair of blocks against Drake (11/11) ... Transfer from Northern Kentucky who received a waiver from the NCAA and is eligible for the 2019-20 campaign.

Prior to Cincinnati: Saw action in all 35 games, averaging 4.5 points, 3.7 rebounds and 1.2 blocks while shooting 57.7 percent from the floor in 12.8 minutes as a reserve during his sophomore season at Northern Kentucky in 2018-19 ... tallied a career-high 20 points and 14 rebounds against Green Bay (1/24/19) ... posted 16 points on 8-of-12 shooting at Milwaukee (2/28/19) ... tallied 16 points on 7-of-10 shooting with eight rebounds against Detroit Mercy (3/6/19) ... played in 13 games as a reserve, averaging 1.1 points and 0.7 rebounds in 3.2 minutes as a freshman in 2017-18 ... averaged 16.5 points, 9.2 rebounds and 5.1 blocks as a senior at Graves County High School, helping the Eagles to a 27-8 mark, a ninth region championship and appearance at the 2017 KHSAA Sweet Sixteen tournament ... a dominating shot blocker in high school, his 488 career blocks rank second most in state history ... his 190 blocks as a junior rank as the third most in a season in state history ... tied the state high mark for blocks in a game with 17 while registering a triple-double with 16 rebounds and 12 points against Webster County on Jan. 16, 2016 ... also rejected 16 shots against Caldwell County later that same season ... finished with 1,441 career points, fourth most in school history, while helping the Eagles to a 96-35 career record.

Personal: Born Feb. 8, 1999 in Mayfield, Ky. ... son of Allyson and Jim Vogt ... has two brothers, Ryan and Eric ... right-handed.

SEASON & CAREER STATISTICS

2019-20 Season		Career
21 vs. Valparaiso, 11/25/19	Pts	21 vs. Valparaiso, 11/25/19
11 vs. Valparaiso, 11/25/19	FG Atts	13 vs. Green Bay, 1/24/19#
9 vs. Valparaiso, 11/25/19	FG Made	9, 2x (last vs. Valparaiso, 11/25/19)
0	3PT-FG Atts	0
0	3PT-FG Made	0
8 vs. Bowling Green, 11/24/19	FT Atts	9 vs. Manhattan, 11/17/18#
5 vs. Illinois State, 11/22/19	FT Made	5 vs. Illinois State, 11/22/19
13 vs. Illinois State, 11/22/19	Rebs	14 vs. Green Bay, 1/24/19#
2 vs. Alabama A&M, 11/14/19	Assts	3 vs. Green Bay, 1/24/19#
1 vs. Bowling Green, 11/24/19	Stls	1, 14x (last vs. Bowling Green, 11/24/19)
3 vs. UNLV, 11/30/19	Blks	4, 2x (last at Green Bay, 3/2/19)#
38 vs. UNLV, 11/30/19	Mins	38 vs. UNLV, 11/30/19
#- Statistics from playing career at Northern Kentucky		

MISCELLANEOUS STATISTICS

CATEGORY	2017-18	2018-19	2019-20	CAREER
Double-Figure Scoring Games	0	3	6	9
Double-Figure Rebounding Games	0	2	2	4
Double-Double Games	0	1	2	3
20-Point Scoring Games	0	1	1	2
Games Led Team in Scoring	0	1	2	3
Games Led Team in Rebounding	0	5	2	7
Games Led UC in Assists	0	0	0	0
Games With 3+ Assists	0	1	0	1
Games With 3+ Blocks	0	7	1	8
Games With 3+ Steals	0	0	0	0
Games With 3+ 3-Pointers	0	0	0	0

CAREER STATISTICS

			Total		3-Point		F-Throws		Rebounds										Scoring	
Season	gp-gs	min/avg	fg-fga	pct	fg-fga	pct	ft-fa	pct	off	def	tot	avg	pf	fo	ast	to	blk	stl	pts	avg
2017-18*	13-0	42/3.2	6-10	.600	0-0	.000	2-6	.333	0	9	9	0.7	8	0	3	2	4	2	14	1.1
2018-19*	35-2	448/12.8	64-111	.577	0-0	.000	30-78	.385	47	82	129	3.7	87	2	20	36	42	10	158	4.5
2019-20	7-7	194/27.7	37-52	.712	0-0	.000	18-29	.621	16	33	49	7.0	19	1	6	11	9	1	92	13.1
TOTAL	7-7	194/27.7	37-52	.712	0-0	.000	18-29	.621	16	33	49	7.0	19	1	6	11	9	1	92	13.1
All*	55-9	684/12.4	107-173	.618	0-0	.000	50-113	.442	63	124	187	3.4	114	3	29	49	55	13	264	4.8

* Statistics from prior team/school



#33 CHRIS VOGT

CENTER • 7-1 • 260 • JUNIOR • TR • MAYFIELD, KY. (GRAVES COUNTY HS/NORTHERN KENTUCKY)

GAME-BY-GAME STATISTICS

2019-20 (JUNIOR SEASON - CINCINNATI)

Opponent	Date	gs	min	Total		3-Pointers		Free throws		Rebounds				pf	a	t/o	blk	stl	pts	avg	
				fg-fga	pct	3fg-fga	pct	ft-fa	pct	off	def	tot	avg								
at Ohio St.	11/06/19	*	13	2-5	.400	0-0	.000	0-2	.000	1	3	4	4.0	5	0	1	1	0	4	4.0	
DRAKE	11/11/19	*	19	6-8	.750	0-0	.000	0-0	.000	1	2	3	3.5	3	1	3	2	0	12	8.0	
ALABAMA A&M	11/14/19	*	25	7-9	.778	0-0	.000	4-6	.667	5	5	10	5.7	2	2	1	0	0	18	11.3	
vs Illinois State	11/22/19	*	33	4-4	1.000	0-0	.000	5-6	.833	7	6	13	7.5	0	1	0	1	0	13	11.8	
vs Bowling Green	11/24/19	*	33	3-5	.600	0-0	.000	4-8	.500	0	7	7	7.4	4	1	1	1	1	10	11.4	
vs Valparaiso	11/25/19	*	33	9-11	.818	0-0	.000	3-5	.600	1	6	7	7.3	3	1	4	1	0	21	13.0	
UNLV	11/30/19	*	38	6-10	.600	0-0	.000	2-2	1.000	1	4	5	7.0	2	0	1	3	0	14	13.1	
Totals			7	194	37-52	.712	0-0	.000	18-29	.621	16	33	49	7.0	19	6	11	9	1	92	13.1

2018-19 (SOPHOMORE SEASON - NORTHERN KENTUCKY)

Opponent	Date	gs	min	Total		3-Pointers		Free throws		Rebounds				pf	a	t/o	blk	stl	pts	avg
				fg	fga	3fg	3fga	ft	fta	off	def	tot								
WILMINGTON	11/06/18	15	2-3	.667	0-0	.000	2-4	.500	3	2	5	5.0	3	2	0	3	0	6	6.0	
at Northern Ill.	11/09/18	14	2-2	1.000	0-0	.000	1-2	.500	2	2	4	4.5	4	0	1	1	1	5	5.5	
WABASH	11/11/18	17	1-2	.500	0-0	.000	0-0	.000	0	2	2	3.7	3	1	2	0	0	2	4.3	
UNC ASHEVILLE	11/16/18	14	2-2	1.000	0-0	.000	4-7	.571	1	0	1	3.0	2	1	1	2	1	8	5.3	
MANHATTAN	11/17/18	17	2-4	.500	0-0	.000	3-9	.333	5	3	8	4.0	1	0	1	4	1	7	5.6	
COASTAL CARO.	11/18/18	8	1-2	.500	0-0	.000	1-2	.500	2	1	3	3.8	4	0	0	1	0	3	5.2	
at UCF	11/24/18	8	1-1	1.000	0-0	.000	0-2	.000	0	2	2	3.6	5	0	0	1	0	2	4.7	
at Morehead State	11/27/18	17	2-3	.667	0-0	.000	0-0	.000	0	3	3	3.5	3	1	1	1	1	4	4.6	
UMBC	11/30/18	10	0-1	.000	0-0	.000	1-2	.500	0	2	2	3.3	5	0	1	0	0	1	4.2	
at Cincinnati	12/04/18	21	2-4	.500	0-0	.000	1-6	.167	1	1	2	3.2	2	1	1	0	0	5	4.3	
at Eastern Kentucky	12/08/18	14	3-3	1.000	0-0	.000	0-1	.000	5	7	12	4.0	2	0	1	1	0	6	4.5	
MIAMI (OH)	12/16/18	10	1-3	.333	0-0	.000	1-2	.500	0	3	3	3.9	3	0	1	0	0	3	4.3	
NORTHERN ILL.	12/20/18	9	1-1	1.000	0-0	.000	0-3	.000	0	3	3	3.8	2	0	0	1	0	2	4.2	
IUPUI	12/28/18	11	1-3	.333	0-0	.000	0-0	.000	0	2	2	3.7	2	0	2	2	0	2	4.0	
UIC	12/30/18	8	1-1	1.000	0-0	.000	0-2	.000	2	1	3	3.7	2	1	0	0	0	2	3.9	
at OAKLAND	01/03/19	9	1-2	.500	0-0	.000	0-0	.000	0	0	0	3.4	4	0	0	2	0	2	3.8	
at Detroit Mercy	01/05/19	11	1-3	.333	0-0	.000	0-0	.000	0	3	3	3.4	2	1	0	0	0	2	3.6	
WRIGHT ST.	01/11/19	7	0-1	.000	0-0	.000	0-0	.000	0	4	4	3.4	4	0	2	0	0	0	3.4	
at Cleveland State	1/17/19	6	1-3	.333	0-0	.000	0-0	.000	1	0	1	3.3	2	0	1	0	0	2	3.4	
at Youngstown State	1/19/19	10	2-3	.667	0-0	.000	0-1	.000	1	2	3	3.3	0	0	1	0	1	4	3.4	
GREEN BAY	01/24/19	26	9-13	.692	0-0	.000	2-5	.400	7	7	14	3.8	1	3	3	3	1	20	4.2	
MILWAUKEE	01/26/19	16	0-3	.000	0-0	.000	2-7	.286	2	1	3	3.8	0	1	1	3	0	2	4.1	
at IUPUI	02/01/19	17	2-4	.500	0-0	.000	2-3	.667	0	2	2	3.7	3	1	1	3	0	6	4.2	
at UIC	02/03/19	13	0-1	.000	0-0	.000	1-4	.250	0	2	2	3.6	2	0	1	2	0	1	4.0	
DETROIT MERCY	02/07/19	14	2-3	.667	0-0	.000	4-5	.800	4	5	9	3.8	2	1	0	0	0	8	4.2	
OAKLAND	02/09/19	7	0-1	.000	0-0	.000	0-0	.000	1	2	3	3.8	2	0	0	0	1	0	4.0	
at Wright St.	2/15/19	5	0-3	.000	0-0	.000	0-0	.000	0	2	2	3.7	1	0	2	0	0	0	3.9	
YOUNGSTOWN STATE	02/21/19	11	3-3	1.000	0-0	.000	0-2	.000	1	1	2	3.7	0	0	0	2	0	6	4.0	
CLEVELAND STATE	02/23/19	10	2-3	.667	0-0	.000	0-0	.000	1	1	2	3.6	3	1	1	1	0	4	4.0	
at Milwaukee	02/28/19	* 28	8-12	.667	0-0	.000	0-2	.000	2	2	4	3.6	2	1	1	0	1	16	4.4	
at Green Bay	3/2/19	* 21	0-1	.000	0-0	.000	3-4	.750	0	5	5	3.7	4	0	2	4	1	3	4.3	
DETROIT MERCY	03/06/19	20	7-10	.700	0-0	.000	2-3	.667	3	5	8	3.8	2	2	1	1	1	16	4.7	
vs OAKLAND	03/11/19	15	4-6	.667	0-0	.000	0-0	.000	3	4	7	3.9	4	1	4	3	0	8	4.8	
vs Wright St.	03/12/19	5	0-0	.000	0-0	.000	0-0	.000	0	0	0	3.8	4	1	1	0	0	0	4.6	
vs Texas Tech	03/22/19	4	0-1	.000	0-0	.000	0-0	.000	0	0	0	3.7	2	0	2	1	0	0	4.5	
Totals		2	448	64-111	.577	0-0	.000	30-78	.385	47	82	129	3.7	87	20	36	42	10	158	4.5

2017-18 (FRESHMAN SEASON - NORTHERN KENTUCKY)

Opponent	Date	gs	min	Total		3-Pointers		Free throws		Rebounds				pf	a	t/o	blk	stl	pts	avg
				fg	fga	pct	3fg	3fga	pct	ft	ftr	pct	off							
EAST TENNESSEE STATE	11/10/17		dnp	-	-	-	-	-	-	-	-	-	-	-	-	-	-	-	-	-
WILMINGTON	11/12/17		11	3-5	.600	0-0	.000	2-3	.667	0	0	0	0.0	3	1	0	0	1	8	8.0
vs James Madison	11/17/17		dnp	-	-	-	-	-	-	-	-	-	-	-	-	-	-	-	-	-
vs IONA	11/18/17		dnp	-	-	-	-	-	-	-	-	-	-	-	-	-	-	-	-	-
vs Vermont	11/19/17		dnp	-	-	-	-	-	-	-	-	-	-	-	-	-	-	-	-	-
at Memphis	11/25/17		dnp	-	-	-	-	-	-	-	-	-	-	-	-	-	-	-	-	-
BEREA	11/29/17		15	2-2	1.000	0-0	.000	0-1	.000	0	5	5	2.5	3	1	0	1	1	4	6.0
MOREHEAD STATE	12/02/17		3	0-0	.000	0-0	.000	0-2	.000	0	1	1	2.0	0	0	1	0	0	0	4.0
at EAST TENNESSEE STATE	12/06/17		1	0-0	.000	0-0	.000	0-0	.000	0	0	0	1.5	0	0	0	0	0	0	3.0
EASTERN KENTUCKY	12/10/17		0	0-0	.000	0-0	.000	0-0	.000	0	0	0	1.2	0	0	0	0	0	0	2.4
at UMBC Retrievers	12/17/17		dnp	-	-	-	-	-	-	-	-	-	-	-	-	-	-	-	-	-
at Texas A&M	12/19/17		dnp	-	-	-	-	-	-	-	-	-	-	-	-	-	-	-	-	-
IUPUI	12/28/17		dnp	-	-	-	-	-	-	-	-	-	-	-	-	-	-	-	-	-
UIC	12/30/17		3	0-0	.000	0-0	.000	0-0	.000	0	0	0	1.0	0	1	0	1	0	0	2.0
at Oakland	01/05/18		dnp	-	-	-	-	-	-	-	-	-	-	-	-	-	-	-	-	-
at Detroit Mercy	01/07/18		dnp	-	-	-	-	-	-	-	-	-	-	-	-	-	-	-	-	-
WRIGHT STATE	01/11/18		dnp	-	-	-	-	-	-	-	-	-	-	-	-	-	-	-	-	-
CLEVELAND STATE	01/15/18		0	0-0	.000	0-0	.000	0-0	.000	0	0	0	0.9	0	0	0	0	0	0	1.7
at Milwaukee	01/18/18		2	0-0	.000	0-0	.000	0-0	.000	0	0	0	0.8	1	0	0	0	0	0	1.5
at Green Bay	01/20/18		dnp	-	-	-	-	-	-	-	-	-	-	-	-	-	-	-	-	-
OAKLAND	01/26/18		dnp	-	-	-	-	-	-	-	-	-	-	-	-	-	-	-	-	-
DETROIT MERCY	01/28/18		3	1-1	1.000	0-0	.000	0-0	.000	0	1	1	0.8	1	0	0	1	0	2	1.6
at Youngstown State	02/01/18		dnp	-	-	-	-	-	-	-	-	-	-	-	-	-	-	-	-	-
at Cleveland State	02/03/18		2	0-0	.000	0-0	.000	0-0	.000	0	1	1	0.8	0	0	1	1	0	0	1.4
MILWAUKEE	02/08/18		dnp	-	-	-	-	-	-	-	-	-	-	-	-	-	-	-	-	-
GREEN BAY	02/10/18		dnp	-	-	-	-	-	-	-	-	-	-	-	-	-	-	-	-	-
at Wright State	02/16/18		dnp	-	-	-	-	-	-	-	-	-	-	-	-	-	-	-	-	-
YOUNGSTOWN STATE	02/19/18		1	0-0	.000	0-0	.000	0-0	.000	0	0	0	0.7	0	0	0	0	0	0	1.3
at UIC	02/23/18		dnp	-	-	-	-	-	-	-	-	-	-	-	-	-	-	-	-	-
at IUPUI	02/25/18		0	0-0	.000	0-0	.000	0-0	.000	0	0	0	0.7	0	0	0	0	0	0	1.2
vs Cleveland State	03/03/18		dnp	-	-	-	-	-	-	-	-	-	-	-	-	-	-	-	-	-
at LOUISVILLE	3/13/18		1	0-2	.000	0-0	.000	0-0	.000	0	1	1	0.7	0	0	0	0	0	0	1.1
Totals		0	42	6-10	.600	0-0	.000	2-6	.333	0	9	9	0.7	8	3	2	4	2	14	1.1



#34 JARRON CUMBERLAND

GUARD • 6-5 • 210 • SENIOR • 3L • WILMINGTON, OHIO (WILMINGTON HS)

CONFERENCE AWARDS

- » Tournament MVP (2019)
- » Player of the Year (2018-19)
- » First Team (2018-19) Unanimous pick
- » Player of the Week (5x: 12/24/18; 11/26/18; 1/30/17; 1/21/19; 1/28/19)
- » Weekly Honor Roll (4x: 2/18/19, 2/11/19, 2/4/19 & 1/14/19)
- » All-Rookie Team (2016-17)
- » Co-Sixth Man of the Year (2016-17)
- » Rookie of the Week (3x: 3/6/16; 1/2/17 & 12/19/16)

OTHER HONORS

- » Tabbed an AP honorable mention All-American (2018-19)
- » Named one of 10 semifinalists for the 2019 Jerry West Shooting Guard of the Year Award.
- » Named to 2019 Citizen Naismith Midseason Team
- » Named to the 2019 Lute Olson Mid-Season Watch List

MOMENTS

- » Scored 33 points on 11-of-24 shooting against No. 11 Houston (3/17/19), marking the most points scored in AAC Tournament championship game history.

2019-20 Season (Senior): Scored a team-high 20 points with a game-high five assists against UNLV (11/30) ... netted 23 points with 12 of 17 shooting from the foul line vs. Illinois State (11/22).

2019-20 PRESEASON HONORS: AAC Preseason Player of the Year (coaches) ... Jerry West Shooting Guard of the Year Award Watch List (20 players) ... Citizen Naismith Men's Player of the Year Watch List (50 players) ... Wendy's Wooden Award Watch List (50 players) ... Lute Olsen Player of the Year Watch List (40 players) ... NABC Player of the Year Watch List (20 players) ... First-Team All-America (Lindy's Sports Magazine) ... Second Team All-America (Sporting News) ... Second Team All-America (The Athletic) ... Third-Team All-America (NBCSports.com) ... Ranked No. 10 among nation's Top 100 Players (CBS Sports) ... Ranked No. 13 among nation's Top 25 Players (ESPN).

2018-19 Season (Junior): Started all 35 games, averaging 18.8 points, 4.4 rebounds, 3.6 assists and 1.1 steals in 32.5 minutes ... named Associated Press Honorable Mention All-America, American Athletic Conference Player of the Year, the American Championship Tournament Most Outstanding Player and a unanimous first-team all-conference selection ... earned NABC All-District 25 First Team honors ... named one of 10 semifinalists for the 2019 Jerry West Shooting Guard of the Year Award Watch List, selected to the Citizen Naismith Midseason Team and the Lute Olson Midseason Watch List ... named the 2018 Emerald Coast Classic Tournament Most Valuable Player ... recognized by The American nine times for weekly awards (AAC Player of the Week [five weeks] and AAC Weekly Honor Roll [four weeks]) ... set an AAC Tournament championship game record, scoring 33 points on 11-of-24 shooting with eight rebounds against No. 11 Houston (3/17) ... earned AAC Tournament Most Outstanding Player accolades, averaging 23.3 points, 6.0 rebounds and 4.3 assists during the three-game event ... scored 657 points during 2018-19, the 10th most points scored in a season in school history and the most since Sean Kilpatrick (701 points in 2013-14) ... became the 53rd member of Cincinnati's 1,000-point club, finishing the season 20th on the list with 1,363 career points ... ranked among the league leaders in eight categories: points (third at 18.8), three-point field goal percentage (seventh at .388), three-point field goals made (seventh at 2.3), free throw percentage (10th at .773), assists (11th at 3.6), assist-to-turnover ratio (13th at 1.3), minutes played (14th at 32.5) and steals (15th at 1.1) ... scored a career-high 34 points on 9-of-20 shooting, going 14 of 15 from the free throw line with four steals against USF (1/15) ... scored 20 or more points 17 times, most 20-points games in a season since Sean Kilpatrick (19 in 2013-14) ... scored in double figures in 33 of 35 games, leading the Bearcats in scoring 22 times.

2017-18 Season (Sophomore): Started all 36 games, averaging 11.5 points, 4.0 rebounds, 2.9 assists, 1.0 steals in 28.9 minutes ... named to The American's Weekly Honor Roll three times (11/20, 1/2, 1/15) ... ranked second on the team, averaging 14.0 points during five postseason games ... registered his first collegiate double-double, scoring a career-high 27 points on 8-of-17 shooting with four three-pointers to go with a career-high 11 rebounds against Georgia State (3/16). It marked the most points scored by a Bearcat in an NCAA Tournament game during the Mick Cronin coaching era (since 2006-07) ... finished the season ranked 24th in the league in scoring (11.5) ... ranked among the league leaders during conference play in assists (12th at 2.9), free throw percentage (15th at .736) and scoring (26th at 11.4) ... tied teammate Jacob Evans III with a team-high 60 three-pointers ... made as many as four three-pointers in six games ... scored 20 points on 6-of-9 shooting with four threes against Western Carolina (11/13) ... scored 18 points with four threes and five assists against Memphis (3/10) in the semifinals of the American Championship ... scored in double figures in 22 games ... made at least one three-pointer in 28 of 36 games, including 15 of 18 conference contests.

SEASON & CAREER STATISTICS

2019-20 Season

23 vs. Illinois State, 11/22/19	Pts	34 vs. USF, 1/15/19
16 vs. Illinois State, 11/22/19	FG Atts	25 at Houston, 2/10/19
5 vs. Illinois State, 11/22/19	FG Made	11, 2x (last vs. Houston, 3/17/19)
8 vs. Illinois State, 11/22/19	3PT-FG Atts	11 vs. Georgia State, 3/16/18
3 vs. Drake, 11/11/19	3PT-FG Made	6, 2x (last vs. Wichita State, 2/17/19)
17, 2x (last vs. UNLV, 11/30/19)	FT Atts	17, 3x (last vs. UNLV, 11/30/19)
12, 2x (last vs. UNLV, 11/30/19)	FT Made	14 vs. USF, 1/15/19
6 vs. UNLV, 11/30/19	Rebs	11 vs. Georgia State, 3/16/18
5 vs. UNLV, 11/30/19	Assts	8, 3x (last 8 vs. SMU, 3/15/19)
2 vs. Illinois State, 11/22/19	Stls	5 vs. SMU, 3/12/17
0	Blks	3 vs. ECU, 1/20/18
36 vs. UNLV, 11/30/19	Mins	42 vs. UConn, 1/12/19

MISCELLANEOUS STATISTICS

CATEGORY	2016-17	2017-18	2018-19	2019-20	CAREER
Double-Figure Scoring Games	14	22	33	5	74
Double-Figure Rebounding Games	0	1	0	0	1
Double-Double Games	0	1	0	0	1
20-Point Scoring Games	1	2	17	2	22
Games Led UC in Scoring	6	8	22	3	39
Games Led UC in Rebounding	1	1	6	0	8
Games Led UC in Assists	2	11	20	2	35
Games With 3+ Assists	5	19	24	2	50
Games With 3+ Blocks	0	0	0	0	0
Games With 3+ Steals	4	2	3	0	9
Games With 3+ 3-Pointers	5	8	13	0	26

2016-17 Season (Freshman): Played in 35 games as a reserve, averaging 8.3 points, 2.4 rebounds, 1.5 assists and 1.0 steals in 19.1 minutes ... named to The American's All-Rookie Team and selected as The American's Co-Sixth Man of the Year with SMU's Ben Emelogo ... named league's player of the week after a pair of strong performances: scoring a season-high 26 points on 8-of-11 shooting with a season-best six three-pointers against USF (1/29) and tallying 15 points, including 13 in the second half, against No. 24 Xavier (1/26) ... named league's player of the week three times ... shot 52.6 percent (22 of 42) from the field while averaging 11.6 points in five postseason games ... scored in double figures in 14 games ... led the team in scoring in six games.

Prior to Cincinnati: Averaged 29.6 points, 7.4 rebounds, 3.6 steals and 3.2 assists while shooting 57.4 percent (303 of 528) from the field as a senior at Wilmington High School ... helped lead the Hurricane to a 27-2 record and the semifinals of the OHSAA Division I playoffs ... finished as the school's all-time leading scorer with 2,383 points ... named a finalist for the Ohio Mr. Basketball Award and a McDonald's All-American nominee ... scored a team-high 15 points and was named most valuable player of the 2016 Ohio-Kentucky All-Star game ... averaged 24.5 points, 7.5 rebounds and 3.3 assists as a junior ... averaged 17.8 points, 5.4 rebounds, 2.0 assists and 1.8 steals during AAU action with King James (Ohio) during the 2015 summer, later earning Third Team All-Peach Jam honors during Nike EYBL action ... earned First Team Associate Press Division I All-Ohio honors as a junior and senior ... ranked at No. 55 on ESPN's Top 100 prospects list ... tabbed as a four-star prospect by Rivals.com, Scout.com and 247 Sports.

Personal: Born Sept. 22, 1997 in Wilmington, Ohio ... son of Cheryl and Scott Cumberland ... has two sisters, Ebony and Chastity ... cousin of current Bearcat Jaevin Cumberland ... right-handed ... first name is pronounced "JAIR-in."

CAREER STATISTICS

			Total		3-Point		F-Throws		Rebounds										Scoring	
Season	gp-gs	min/avg	fg-fga	pct	fg-fga	pct	ft-fga	pct	off	def	tot	avg	pf	fo	ast	to	blk	stl	pts	avg
2016-17	35-0	669/19.1	99-201	.493	38-107	.355	56-87	.644	36	48	84	2.4	63	0	52	35	9	34	292	8.3
2017-18	36-36	1041/28.9	138-337	.409	60-177	.339	78-115	.678	45	98	143	4.0	76	1	103	64	13	37	414	11.5
2018-19	35-35	1136/32.5	207-512	.404	80-206	.388	163-211	.773	40	115	155	4.4	80	1	127	96	14	40	657	18.8
2019-20	5-5	148/29.6	20-56	.357	7-27	.259	31-49	.633	2	14	16	3.2	9	0	11	13	0	5	78	15.6
TOTAL	111-76	2994/27.0	464-1106	.420	185-517	.358	328-462	.710	123	275	398	3.6	228	2	293	208	36	116	1441	13.0



#34 JARRON CUMBERLAND

GUARD • 6-5 • 210 • SENIOR • 3L • WILMINGTON, OHIO (WILMINGTON HS)

GAME-BY-GAME STATISTICS

2019-20 (SENIOR SEASON)

Opponent	Date	Total					3-Pointers		Free throws		Rebounds					Other					
		gs	min	fg-fga	pct	3fg-fga	pct	ft-fa	pct	off	def	tot	avg	pf	a	t/o	blk	stl	pts	avg	
at Ohio St.	11/06/19	*	33	4-13	.308	0-5	.000	5-9	.556	0	3	3	3.0	2	3	1	0	0	13	13.0	
DRAKE	11/11/19	*	18	4-6	.667	3-4	.750	0-0	.000	0	1	1	2.0	1	1	2	0	1	11	12.0	
vs Illinois State	11/22/19	*	33	5-16	.313	1-8	.125	12-17	.706	1	1	2	2.0	3	1	3	0	2	23	15.7	
vs Bowling Green	11/24/19	*	27	4-9	.444	1-4	.250	2-6	.333	1	3	4	2.5	2	1	4	0	1	11	14.5	
UNLV	11/30/19	*	37	3-12	.250	2-6	.333	12-17	.706	0	6	6	3.2	1	5	3	0	1	20	15.6	
Totals			5	148	20-56	.357	7-27	.259	31-49	.633	2	14	16	3.2	9	11	13	0	5	78	15.6

2017-18 (SOPHOMORE SEASON)

Opponent	Date	gs	min	Total		3-Pointers		Free throws		Rebounds				pf	a	t/o	blk	stl	pts	avg	
				fg-fga	pct	3fg-fga	pct	ft-fa	pct	off	def	tot	avg								
SAVANNAH STATE	11/10/17	*	24	4-11	.364	1-5	.200	1-2	.500	4	3	7	7.0	0	5	0	0	1	10	10.0	
WESTERN CAROLINA	11/13/17	*	23	6-9	.667	4-6	.667	4-4	1.000	0	2	2	4.5	1	2	3	0	0	20	15.0	
COPPIN STATE	11/16/17	*	25	7-14	.500	4-10	.400	1-4	.250	1	8	9	6.0	0	3	0	1	0	19	16.3	
vs Buffalo	11/20/17	*	33	5-11	.455	0-1	.000	4-7	.571	3	3	6	6.0	4	2	7	1	1	14	15.8	
vs Richmond	11/21/17	*	18	2-7	.286	2-5	.400	0-0	.000	2	3	5	5.8	0	0	1	1	2	6	13.8	
vs Wyoming	11/22/17	*	25	2-6	.333	1-2	.500	1-2	.500	0	2	2	5.2	2	1	0	1	1	6	12.5	
ALABAMA STATE	11/27/17	*	23	1-5	.200	0-3	.000	0-0	.000	0	0	0	4.4	1	4	2	0	0	2	11.0	
at Xavier	12/02/17	*	26	5-12	.417	2-5	.400	3-4	.750	0	0	0	3.9	4	0	2	1	1	15	11.5	
vs Florida	12/09/17	*	29	4-12	.333	2-6	.333	0-1	.000	1	1	2	3.7	4	2	2	2	1	10	11.3	
MISSISSIPPI ST.	12/12/17	*	30	1-8	.125	1-4	.250	4-6	.667	1	4	5	3.8	0	3	2	1	0	7	10.9	
at UCLA	12/16/17	*	31	4-8	.500	2-3	.667	0-5	.000	0	4	4	3.8	3	5	1	0	1	10	10.8	
UA-PINE BLUFF	12/19/17	*	14	2-4	.500	0-2	.000	0-0	.000	0	3	3	3.8	1	1	3	0	1	4	10.3	
CLEVELAND STATE	12/21/17	*	29	5-14	.357	2-6	.333	4-4	1.000	2	2	4	3.8	3	4	2	0	3	16	10.7	
MEMPHIS	12/31/17	*	29	6-9	.667	2-3	.667	1-1	1.000	2	6	8	4.1	2	4	1	1	2	15	11.0	
at Temple	01/04/18	*	36	0-6	.000	0-4	.000	0-2	.000	0	6	6	4.2	2	1	3	0	0	0	10.3	
SMU	01/07/18	*	33	4-13	.308	2-8	.250	4-4	1.000	0	4	4	4.2	1	4	4	0	2	14	10.5	
at USF	1/13/18	*	21	7-11	.636	4-7	.571	0-0	.000	0	3	3	4.1	1	1	0	0	8	10.9		
at UCF	1/16/18	*	34	1-4	.250	1-3	.333	2-4	.500	1	1	2	4.0	1	4	3	0	1	5	10.6	
ECU	01/20/18	*	28	4-9	.444	1-4	.250	5-6	.833	2	2	4	4.0	3	2	1	0	3	14	10.8	
TEMPLE	01/24/18	*	25	5-13	.385	1-6	.167	2-2	1.000	1	0	1	3.9	1	0	1	0	1	13	10.9	
at Memphis	1/27/18	*	36	3-7	.429	1-3	.333	0-0	.000	2	3	5	3.9	4	2	2	0	1	7	10.7	
HOUSTON	01/31/18	*	31	4-10	.400	0-2	.000	7-10	.700	2	2	4	3.9	3	4	4	1	1	15	10.9	
at UCONN	2/3/18	*	29	2-8	.250	2-8	.250	2-5	.400	0	4	4	3.9	2	1	1	0	0	8	10.8	
UCF	02/06/18	*	26	3-6	.500	2-3	.667	1-2	.500	1	5	6	4.0	3	4	1	0	0	9	10.7	
at SMU	02/11/18	*	25	4-7	.571	1-4	.250	3-4	.750	1	2	3	4.0	0	4	0	0	2	12	10.8	
at Houston	2/15/18	*	37	3-9	.333	2-6	.333	6-7	.857	3	1	4	4.0	2	1	1	0	1	14	10.9	
WICHITA STATE	02/18/18	*	34	7-17	.412	3-10	.300	1-1	1.000	0	2	2	3.9	3	3	0	2	8	11.1		
UConn	02/22/18	*	30	3-10	.300	1-7	.143	0-0	.000	0	4	4	3.9	2	3	0	1	1	7	11.0	
TULSA	02/25/18	*	34	6-10	.600	4-7	.571	1-1	1.000	1	4	5	3.9	1	8	3	0	2	17	11.2	
at Tulane	03/01/18	*	22	2-5	.400	0-2	.000	4-4	1.000	0	1	1	3.8	2	5	3	0	1	8	11.1	
at Wichita State	03/04/18	*	37	5-10	.500	1-3	.333	0-0	.000	1	2	3	3.8	2	1	0	1	1	11	11.1	
vs SMU	03/09/18	*	34	0-4	.000	0-2	.000	0-1	.000	2	3	5	3.8	1	8	1	1	1	0	10.8	
vs Memphis	3-10-18	*	32	5-9	.556	4-6	.667	4-8	.500	1	2	3	3.8	4	5	1	0	0	18	11.0	
vs Houston	3-11-18	*	31	3-5	.600	0-1	.000	2-2	1.000	0	1	1	3.7	4	1	4	0	0	8	10.9	
vs Georgia State	03-16-18	*	40	8-17	.471	4-11	.364	7-8	.875	8	3	11	3.9	1	2	1	0	2	27	11.3	
vs Nevada	03-18-18	*	27	5-17	.294	3-9	.333	4-4	1.000	3	2	5	4.0	5	3	0	0	1	17	11.5	
Totals			36	1041	138-337	.409	60-177	.339	78-115	.678	45	98	143	4.0	76	103	64	13	37	414	11.5

2018-19 (JUNIOR SEASON)

Opponent	Date	gs	min	Total		3-Pointers		Free throws		Rebounds										
				fg/fga	pct	3fg/3ga	pct	ft/fta	pct	off	def	tot	avg	pf	a	t/o	blk	stl	pts	avg
OHIO ST.	11/07/18	*	23	7-17	.412	3-7	.429	5-7	.714	0	2	2	2.0	2	4	0	1	22	22.0	
N.C. CENTRAL	11/13/18	*	24	4-9	.444	2-5	.400	0-1	.000	0	2	2	2.0	1	3	3	1	2	10	16.0
MILWAUKEE	11/16/18	*	26	5-13	.385	2-6	.333	2-2	1.000	1	4	5	3.0	3	1	3	0	0	14	15.3
WESTERN MICH.	11/19/18	*	32	11-19	.579	4-7	.571	1-1	1.000	0	0	0	2.3	2	6	2	0	2	27	18.3
vs George Mason	11/23/18	*	31	2-11	.182	1-2	.500	6-8	.750	0	6	6	3.0	1	1	2	3	1	11	16.8
vs Ole Miss	11/24/18	*	33	5-17	.294	2-8	.250	13-14	.929	1	2	3	3.0	1	2	0	2	0	25	18.2
ARK.-PINE BLUFF	11/27/18	*	14	4-6	.667	2-3	.667	0-0	.000	0	2	2	2.9	0	6	2	0	1	10	17.0
at UNLV	12/01/18	*	25	1-5	.200	1-2	.500	0-0	.000	0	2	2	2.8	5	2	1	0	2	3	15.3
NORTHERN KY.	12/04/18	*	30	4-9	.444	2-4	.500	2-4	.500	0	1	1	2.6	1	5	3	0	0	12	14.9
XAVIER	12/08/18	*	36	7-15	.467	3-6	.500	2-3	.667	2	2	4	2.7	3	4	1	1	2	19	15.3
at Mississippi State	12/15/18	*	37	7-16	.438	2-5	.400	5-5	1.000	2	2	4	2.8	2	0	5	0	2	21	15.8
UCLA	12/19/18	*	27	9-17	.529	4-5	.800	3-4	.750	3	2	5	3.0	3	2	2	0	2	25	16.6
SOUTH CAROLINA ST.	12/22/18	*	25	4-8	.500	4-8	.500	0-0	.000	0	2	2	2.9	2	4	3	1	3	12	16.2
TULANE	01/02/19	*	31	6-10	.600	3-5	.600	7-8	.875	1	6	7	3.2	2	5	0	1	0	22	16.6
at ECU	01/05/19	*	33	7-15	.467	2-6	.333	2-3	.667	3	2	5	3.3	3	4	3	0	0	18	16.7
at Tulsa	01/10/19	*	35	5-16	.313	2-8	.250	2-3	.667	0	2	2	3.3	4	4	4	0	0	14	16.6
UConn	01/12/19	*	42	5-14	.357	1-4	.250	11-12	.917	1	5	6	3.4	2	7	2	0	2	22	16.9
SOUTH FLA.	01/15/19	*	39	9-20	.450	2-7	.286	14-16	.875	0	2	2	3.3	2	3	4	0	4	34	17.8
at Wichita St.	01/19/19	*	38	5-17	.294	2-5	.400	6-10	.600	1	6	7	3.5	2	2	3	0	1	18	17.8
TULSA	01/24/19	*	33	8-14	.571	5-10	.500	2-5	.400	2	2	4	3.6	2	5	2	0	0	23	18.1
at Temple	01/27/19	*	38	6-17	.353	1-7	.143	12-17	.706	2	6	8	3.8	3	3	2	0	1	25	18.4
SMU	02/02/19	*	34	9-18	.500	5-10	.500	1-2	.500	2	7	9	4.0	2	5	0	0	0	24	18.7
at Memphis	02/07/19	*	35	4-11	.364	2-6	.333	7-10	.700	2	4	6	4.1	2	6	3	1	1	17	18.6
at Houston	02/10/19	*	29	9-25	.360	4-8	.500	5-6	.833	1	3	4	4.1	3	0	2	0	2	27	19.0
WICHITA ST.	02/17/19	*	37	8-20	.400	6-10	.600	5-5	1.000	1	5	6	4.2	2	5	3	0	1	27	19.3
UCF	02/21/19	*	38	3-13	.231	1-1	1.000	4-4	1.000	3	4	7	4.3	2	6	4	2	1	11	19.0
at UConn	02/24/19	*	35	3-9	.333	0-4	.000	2-2	1.000	2	3	5	4.3	2	4	3	0	2	8	18.6
at SMU	02/27/19	*	35	4-13	.308	0-4	.000	4-5	.800	2	5	7	4.4	4	4	2	0	0	12	18.3
MEMPHIS	03/02/19	*	34	6-12	.500	1-5	.200	13-16	.813	1	5	6	4.4	3	3	3	1	1	26	18.6
at UCF	03/07/19	*	36	5-18	.278	0-3	.000	0-1	.000	0	4	4	4.4	2	5	5	0	0	10	18.3
HOUSTON	03/10/19	*	29	4-11	.364	3-7	.429	9-12	.750	0	3	3	4.4	3	1	3	1	0	20	18.4
vs SMU	03/15/19	*	40	10-20	.500	3-8	.375	3-4	.750	1	3	4	4.4	1	8	2	1	1	26	18.6
vs Wichita St.	03/16/19	*	28	3-16	.188	1-4	.250	4-6	.667	4	2	6	4.4	4	4	5	0	1	11	18.4
vs Houston	03/17/19	*	35	11-24	.458	1-7	.143	10-13	.769	2	6	8	4.5	3	1	2	0	1	33	18.8
vs Iowa	03/22/19	*	39	7-17	.412	3-9	.333	1-2	.500	0	1	1	4.4	1	4	2	0	1	18	18.8
Totals			35	1136	207-512	40.4	80-206	388	163-211	.773	40	115	155	4.4	80	127	96	140	657	18.8



#35 JAUME "JAY" SOROLLA

CENTER • 7-0 • 260 • GRADUATE • TR • BARCELONA, SPAIN (SUNRISE CHRISTIAN ACADEMY/VALPARAISO)

MOMENTS

- » Scored a career-high 17 points against Southern Illinois (1/6/18).
- » Posted a double-double with 11 points and 10 rebounds vs. Oakland (1/6/17).
- » Grabbed a game-high nine rebounds at No. 5 Kentucky (12/7/16).

2019-20 Season (Grad Transfer): Tallied eight points and six rebounds in 17 minutes vs. Drake (11/11) ... posted six points, four rebounds and a pair of assists in 23 minutes at No. 18 Ohio State (11/6) ... tallied six points, three rebounds and a block in 13 minutes in exhibition win over Thomas More (10/31).

Prior to Cincinnati: Graduate transfer who played mostly as reserve at Valparaiso in 2018-19, averaging 4.1 points, 3.1 rebounds and 1.2 blocks while shooting 51.1 percent from the floor in 17.5 minutes ... saw action in 27 games with seven starts ... tallied a season-best 13 points on 6-of-7 shooting with five blocks and four rebounds against Drake on Jan. 26, 2019 ... played in 30 games with 14 starts, averaging 4.9 points, 3.4 rebounds and 1.1 blocks in 16.3 minutes as a sophomore in 2017-18 ... scored a career-high 17 points on 5-of-6 shooting from the field and 7-of-8 shooting from the foul line against Southern Illinois (1/6/18) ... grabbed a team-best 10 rebounds at No. 21 Purdue (12/9/17) ... tallied 16 points with eight rebounds and two blocks against Utah State (11/28/17) ... played in 32 games with nine starts, averaging 5.2 points, 4.4 rebounds and 0.9 blocks in 15.8 minutes as a freshman in 2016-17 ... grabbed a game-high nine rebounds off the bench at No. 5 Kentucky (12/7/16) ... pulled down 11 points and 10 rebounds against Oakland (1/6/17) ... played one season at Sunrise Christian Academy in Wichita, Kan., prior to his three seasons at Valparaiso ... represented Spain in several FIBA competitions, most recently at the 2016 U20 European Championship, helping his squad win the title while averaging 4.7 points and 2.1 rebounds ... also played for Spain at the U16 and U18 European Championships and was a member of Spain's team at the 2014 U17 World Championships where he averaged 7.3 points and 4.6 rebounds.

Personal: Born Feb. 18, 1997 in Tortosa, Spain ... son of Ada and Paco Sorolla ... has one brothers, Joan ... father and brother played professional basketball in Spain ... right-handed.

SEASON & CAREER STATISTICS

2019-20 Season			Career		
8 vs. Drake, 11/11/19	Pts	17 vs. Southern Illinois, 1/6/18#			
5, 2x (last vs. Alabama A&M, 11/14/19)	FG Atts	11, 3x (last vs. Purdue Northwest, 12/29/18)#			
3, 2x (last vs. Drake, 11/11/19)	FG Made	6, 3x (last vs. Drake, 1/26/19)#			
0	3PT-FG Atts	1, 4x (last vs. Loyola Chicago, 3/8/19)#			
0	3PT-FG Made	1, 2x (last vs. Loyola Chicago, 3/8/19)#			
2, 2x (last vs. Alabama A&M, 11/14/19)	FT Atts	8 vs. Southern Illinois, 1/6/18#			
2 vs. Drake, 11/11/19	FT Made	7 vs. Southern Illinois, 1/6/18#			
6 vs. Drake, 11/11/19	Rebs	12 vs. Indiana State, 12/17/16#			
2, 2x (last vs. Drake, 11/11/19)	Assts	3 vs. Cleveland State, 2/9/17#			
0	Stls	3, 2x (last at Texas A&M, 12/19/18)#			
1 vs. Alabama A&M, 11/14/19	Blks	5 vs. Drake, 1/26/19#			
23 at Ohio State, 11/6/19	Mins	33 vs. Santa Clara, 12/22/16#			
# - Statistics from playing career at Valparaiso					

MISCELLANEOUS STATISTICS

CATEGORY	2016-17	2017-18	2018-19	2019-20	CAREER
Double-Figure Scoring Games	5	3	2	0	10
Double-Figure Rebounding Games	2	1	0	0	3
Double-Double Games	1	0	0	0	1
20-Point Scoring Games	0	0	0	0	0
Games Led Team in Scoring	0	1	0	0	1
Games Led Team in Rebounding	3	2	3	0	8
Games Led Team in Assists	1	0	1	0	2
Games With 3+ Assists	1	0	0	0	1
Games With 3+ Blocks	3	4	6	0	13
Games With 3+ Steals	0	1	1	0	2
Games With 3+ 3-Pointers	0	0	0	0	0

CAREER STATISTICS

			Total		3-Point		F-Throws		Rebounds											Scoring	
Season	gp-gs	min/avg	fg-fga	pct	fg-fga	pct	ft-fa	pct	off	def	tot	avg	pf	fo	ast	to	blk	stl	pts	avg	
2016-17*	32-9	611/19.1	65-136	.478	0-1	.000	35-50	.700	51	89	140	4.4	63	1	21	26	30	5	165	5.2	
2017-18*	30-14	488/16.3	55-101	.545	0-1	.000	37-48	.771	44	59	103	3.4	74	7	7	25	32	11	147	4.9	
2018-19*	27-7	472/17.5	47-92	.511	2-2	1.000	16-26	.615	26	59	85	3.1	65	2	14	28	33	10	112	4.1	
2019-20	3-0	53/17.7	8-11	.727	0-0	.000	3-4	.750	5	10	15	5.0	6	0	5	2	1	0	19	6.3	
TOTAL	3-0	53/17.7	8-11	.727	0-0	.000	3-4	.750	5	10	15	5.0	6	0	5	2	1	0	19	6.3	
All*	92-30	1624/17.7	175-340	.515	2-4	.500	91-128	.711	126	217	343	3.7	208	10	47	81	96	26	443	4.8	

* Statistics from prior team/school



GAME-BY-GAME STATISTICS



#44 ADAM COOK

FORWARD • 6-6 • 180 • FRESHMAN • HS • MARYSVILLE, OHIO (MARYSVILLE HS)

Prior to Cincinnati: Earned varsity letters in basketball and track as a junior and senior at Marysville High School ... helped the Monarchs boys basketball team to a 15-7 mark as a senior during the 2015-16 season ... advanced to Ohio regionals in track as a member 4x800m relay team ... owns the triple jump record at Marysville High School.

Personal: Born May 22, 1997 in Bellefaine, Ohio ... son of Carrie and Ty Cook ... has one sister, Haley, and one brother, Ryan mother played basketball at the University of Findlay ... father ran track at the University of Findlay ... uncle, Eric Hanna, played basketball at Ohio State ... right-handed.

SEASON & CAREER STATISTICS

2019-20 SEASON		CAREER
0	Pts	0
0	FG Atts	0
0	FG Made	0
0	3PT-FG Atts	0
0	3PT-FG Made	0
0	FT Atts	0
0	FT Made	0
0	Rebs	0
0	Assts	0
0	Stls	0
0	Blks	0
0	Mins	0

MISCELLANEOUS STATISTICS

CATEGORY	2019-20	CAREER
Double-Figure Scoring Games	0	0
Double-Figure Rebounding Games	0	0
Double-Double Games	0	0
20-Point Scoring Games	0	0
Games Led Team in Scoring	0	0
Games Led Team in Rebounding	0	0
Games Led Team in Assists	0	0
Games With 3+ Assists	0	0
Games With 3+ Blocks	0	0
Games With 3+ Steals	0	0
Games With 3+ Three-Pointers	0	0

GAME-BY-GAME STATISTICS

2019-20 (JUNIOR SEASON)

CAREER STATISTICS



#45 ROB BANKS

FORWARD • 6-5 • 200 • FRESHMAN • HS • BRACKNELL, ENGLAND (GOULD ACADEMY [MAINE])

Prior to Cincinnati: Averaged 13.5 points, 6.0 rebounds during the 2018-19 season at Gould Academy, a prep school in Bethel, Maine ... played three seasons of club basketball for the Thames Valley Cavaliers in London, England, averaging 19.5 points, 3.9 rebound and 2.9 assists in the final season (2017-18) ... Played Great Britain U16 and U17 and was selected to play on the U18 squad but was held out due to injury.

Personal: Born Jan. 5, 2000 in Sydney, Australia ... son of Moirah Van Niekerk and Robert Banks ... has two sisters, Aaliyah and Chloe, and two brothers, Ruben and Ryan ... has two uncles that previous played Rugby for the Zimbabwe national team in the 1990s ... right-handed.

SEASON & CAREER STATISTICS

2019-20 SEASON		CAREER
0	Pts	0
0	FG Atts	0
0	FG Made	0
0	3PT-FG Atts	0
0	3PT-FG Made	0
0	FT Atts	0
0	FT Made	0
0	Rebs	0
0	Assts	0
0	Stls	0
0	Blks	0
0	Mins	0

MISCELLANEOUS STATISTICS

CATEGORY	2019-20	CAREER
Double-Figure Scoring Games	0	0
Double-Figure Rebounding Games	0	0
Double-Double Games	0	0
20-Point Scoring Games	0	0
Games Led Team in Scoring	0	0
Games Led Team in Rebounding	0	0
Games Led Team in Assists	0	0
Games With 3+ Assists	0	0
Games With 3+ Blocks	0	0
Games With 3+ Steals	0	0
Games With 3+ Three-Pointers	0	0

GAME-BY-GAME STATISTICS

2019-20 (JUNIOR SEASON)

Opponent	Date	gs	min	Total	3-Pointers	Free throws	Rebounds													
				fg-fga	pct	3fg-fga	pct	ft-fa	pct	off	def	tot	avg	pf	a	t/o	blk	stl	pts	avg
DRAKE	11/11/19	1		0-0	.000	0-0	.000	0-0	.000	0	0	0	0.0	0	0	0	0	0	0	0.0
ALABAMA A&M	11/14/19	1		0-0	.000	0-0	.000	0-0	.000	0	0	0	0.0	0	0	0	0	0	0	0.0
Totals		0	2	0-0	.000	0-0	.000	0-0	.000	0	0	0	0.0	0	0	0	0	0	0	0.0

CAREER STATISTICS

Season	gp-gs	min/avg	Total	3-Point	F-Throws	Rebounds														Scoring
			fg-fga	pct	fg-fga	pct	ft-fa	pct	off	def	tot	avg	pf	fo	ast	to	blk	stl	pts	avg
2019-20	2-0	2/1.0	0-0	.000	0-0	.000	0-0	.000	0	0	0	0.0	0	0	0	0	0	0	0	0.0
TOTAL	2-0	2/1.0	0-0	.000	0-0	.000	0-0	.000	0	0	0	0.0	0	0	0	0	0	0	0	0.0

2019-20 BOX SCORES

GAME 1 • NOV. 6, 2019 RV/-- CINCINNATI (56) AT 18/16 OHIO STATE (64) VALUE CITY ARENA (COLUMBUS, OHIO)

Cincinnati 56 • 0-1,0-0 AAC

#	Player		Total		3-Ptr	Rebounds			PF	TP	A	TO	Blk	Stl	Min			
			FG-FGA	FG-FGA	FT-FTA	Off	Def	Tot										
13	SCOTT, Tre	f	0-7	0-2	3-4	6	6	12	3	3	2	2	0	0	32			
33	VOGT, Chris	c	2-5	0-0	0-2	1	3	4	5	4	0	1	1	0	13			
00	McNEAL, Chris	g	4-12	1-6	1-1	1	3	4	3	10	1	2	0	4	34			
02	WILLIAMS, Keith	g	5-10	2-3	1-2	2	0	2	2	13	0	3	0	1	28			
34	CUMBERLAND, Jarron	g	4-13	0-5	5-9	0	3	3	2	13	3	1	0	0	33			
01	DAVENPORT, Jeremiah		0-0	0-0	3-3	1	1	2	4	3	0	0	0	0	5			
20	DIARRA, Mamoudou		0-0	0-0	0-0	0	0	0	1	0	0	0	0	1	3			
21	CUMBERLAND, Jaevin		1-6	1-5	0-0	1	0	1	4	3	1	2	0	0	27			
23	HARVEY, Zach		0-1	0-0	1-2	1	0	1	0	1	0	0	0	0	2			
35	SOROLLA, Jaume		3-3	0-0	0-0	1	3	4	3	6	2	1	0	0	23			
Team						2	2	4			2							
Totals						19-57	4-21	14-23	16	21	37	27	56	9	14	1	6	200
FG % 1st Half: 10-34 29.4%			2nd half: 9-23 39.1%			Game: 19-57 33.3%												Deadball Rebounds 4
3FG % 1st Half: 3-12 25.0%			2nd half: 1-9 11.1%			Game: 4-21 19.0%												
FT % 1st Half: 3-8 37.5%			2nd half: 11-15 73.3%			Game: 14-23 60.9%												

Ohio St. 64 • 1-0,0-0 Big Ten

#	Player		Total		3-Ptr		Rebounds			PF	TP	A	TO	Blk	Stl	Min
			FG-FGA	FG-FGA	FT-FTA	Off	Def	Tot								
24	Andre Wesson	f	2-9	1-4	2-2	1	1	2	2	7	0	1	0	0	32	
25	Kyle Young	f	6-7	0-0	2-4	7	6	13	2	14	0	0	1	1	30	
04	Kaleb Wesson	f	3-7	2-3	0-3	4	7	11	4	8	2	1	1	0	35	
01	Luther Muhammad	g	2-5	1-3	1-3	1	2	3	2	6	2	1	0	1	23	
13	CJ Walker	g	1-6	0-1	6-6	0	2	2	2	8	2	4	0	0	21	
03	D.J. Carton	g	3-5	1-2	2-3	0	5	5	2	9	2	4	0	0	25	
04	Duane Washington Jr.	g	2-6	0-1	3-4	0	2	2	2	7	1	0	0	0	16	
10	Justin Ahrens	g	0-1	0-1	0-0	0	0	0	0	0	1	0	0	0	7	
32	E.J. Liddell	g	1-3	0-1	3-4	0	1	1	2	5	0	2	0	0	11	
Team						1	1	2			1					
Totals			20-49	5-16	19-29	14	27	41	18	64	9	15	2	2	200	
FG % 1st Half: 9-29 31.0% 2nd half: 11-20 55.0% Game: 20-49 40.8% Deadball Rebounds 4																
3FG % 1st Half: 1-9 11.1% 2nd half: 4-7 57.1% Game: 5-16 31.3%																
FT % 1st Half: 0-5 0.0% 2nd half: 19-24 79.2% Game: 19-29 65.5%																

Officials: Keith Kimble,Terry Oglesby,Don Dailly
Technical fouls: Cincinnati-None. Ohio St.-None.
Attendance: 13845

Score by periods	1st	2nd	Total
Cincinnati	26	30	56
Ohio St.	19	45	64

Last FG - CIN 2nd-00:52, OSU 2nd-03:39.

Largest lead - CIN by 8 1st-01:05, OSU by 9 2nd-07:12.

Score tied - 2 times.

Lead changed - 3 times.

GAME 2 • NOV. 11, 2019 DRAKE (59) AT CINCINNATI (81) FIFTH THIRD ARENA (CINCINNATI, OHIO)

Drake 59 • 1-1,0-0 MVC

#	Player		Total		3-Ptr		Rebounds			PF	TP	A	TO	Blk	Stl	Min
			FG-FGA	FG-FGA	FG-FGA	Off	Def	Tot								
21	Liam Robbins	f	6-12	0-1	0-2	3	4	7	1	12	0	0	2	1	25	
00	D.J. Wilkins	g	1-5	1-3	1-2	2	2	4	2	4	2	1	0	0	25	
03	Garrett Sturtz	g	2-6	0-0	0-2	1	2	3	2	4	2	0	0	0	24	
04	Anthony Murphy	g	4-9	0-3	5-5	1	2	3	3	13	1	1	0	0	24	
12	Roman Penn	g	3-6	1-2	0-0	0	4	4	2	7	6	2	0	3	28	
01	Samm Jones		0-2	0-1	0-0	1	0	1	1	0	0	0	0	1	5	
11	Antonio Pilipovic		0-4	0-2	0-0	1	2	3	2	0	1	1	0	1	15	
14	Noah Thomas		3-9	1-3	2-2	0	2	2	2	9	1	2	0	1	20	
20	Jonah Jackson		1-4	1-4	0-0	0	1	1	0	3	1	0	0	0	18	
23	Joseph Yesufu		2-5	0-0	3-4	1	1	2	2	7	1	4	0	2	16	
Team						0	1	1				1				
Totals			22-62	4-19	11-17	10	21	31	17	59	15	12	3	7	200	
FG % 1st Half: 10-25 40.0%			2nd half: 12-37 32.4%			Game: 22-62 35.5%						Deadball Rebounds 6				
3FG % 1st Half: 3-11 27.3%			2nd half: 1-8 12.5%			Game: 4-19 21.1%										
FT % 1st Half: 2-5 40.0%			2nd half: 9-12 75.0%			Game: 11-17 64.7%										

Cincinnati 81 • 1-1,0-0 AAC

#	Player		Total		3-Ptr	Rebounds			PF	TP	A	TO	Blk	Stl	Min	
			FG	FGA	FG	FGA	FT	FTA								Off
13	SCOTT, Tre	f	2-4	1-2	0-0		4	7	11	3	5	2	1	1	0	19
33	VOGT, Chris	c	6-8	0-0	0-0		1	2	3	3	12	1	3	2	0	19
00	McNEAL, Chris	g	5-11	1-6	1-3		0	2	2	1	12	4	0	0	3	26
02	WILLIAMS, Keith	g	1-2	1-1	5-6		0	3	3	1	8	3	1	0	0	19
34	CUMBERLAND, Jarron	g	4-6	3-4	0-0		0	1	1	1	11	1	2	0	1	18
01	DAVENPORT, Jeremiah		0-2	0-1	0-0		0	2	2	0	0	0	0	0	0	7
03	ADAMS-WOODS, Mika		1-3	0-0	0-0		0	5	5	2	2	3	0	0	1	14
05	MOORE, Trevor		0-1	0-1	0-0		0	0	0	0	0	0	1	0	0	9
20	DIARRA, Mamoudou		2-3	0-0	0-0		0	3	5	4	4	0	1	0	0	16
21	CUMBERLAND, Jaevin		6-11	5-10	0-0		0	0	0	0	17	2	1	0	1	19
23	HARVEY, Zach		1-4	0-1	0-1	0	0	0	0	1	2	1	0	0	1	14
21	MARTIN, Sam		0-0	0-0	0-0	0	0	0	0	0	0	0	0	0	0	1
32	KOZ, John		0-0	0-0	0-0	0	0	0	0	0	0	0	0	0	0	1
35	SOROLLA, Jaume		3-5	0-0	2-2	3	3	6	2	8	2	1	0	0	0	17
45	BANKS, Rob		0-0	0-0	0-0	0	0	0	0	0	0	0	0	0	0	1
Team							0	2	2			1				
Totals			31-60	11-26	8-12	10	30	40	18	81	20	13	4	7	200	

Officials: Courtney Green,Sean Casady,Joe Lindsay
Technical fouls: Drake-None. Cincinnati-None.
Attendance: 10133

Score by periods	1st	2nd	Total
Drake	25	34	59
Cincinnati	44	37	81

Last FG - DRA 2nd-01:37, CIN 2nd-03:44.

Largest lead - DRA by 3 1st-18:54, CIN by 27 2nd-11:33.

Score tied - 1 time.

Lead changed - 5 times.

GAME 3 • NOV. 14, 2019 ALABAMA A&M (53) AT CINCINNATI (85) FIFTH THIRD ARENA (CINCINNATI, OHIO)

Alabama A&M 53 • 0-3,0-0 SWAC

#	Player	Total			3-Ptr	Rebounds			PF	TP	A	TO	Blk	Stl	Min	
		FG	FGA	FG%		FT	FTA	Off								Def
00	TJ Parham	f	1-8	1-4	0-0	0	3	3	4	3	1	1	0	2	23	
20	EJ Williams	c	2-5	0-0	2-2	1	1	2	4	6	0	1	1	1	20	
03	Cameron Tucker	g	3-8	1-3	1-2	0	1	1	3	8	4	5	0	0	26	
10	Garrett Hicks	g	4-11	1-5	0-0	1	2	3	1	9	2	0	0	0	32	
13	Cameron Alford	g	4-10	1-3	1-2	1	3	4	1	10	2	2	0	0	28	
02	Brandon Miller	g	3-7	1-4	1-1	1	3	4	3	8	0	2	0	4	26	
04	Daniel Sanders	g	0-1	0-1	0-0	0	0	0	0	0	0	0	0	0	3	
05	Jalen Johnson	g	2-7	0-0	0-1	0	2	2	3	4	0	0	0	3	12	
12	Brandon Powell	g	0-0	0-0	0-0	0	0	0	0	0	0	0	0	0	3	
24	Evan Wiley	g	1-4	1-3	0-0	0	0	0	1	3	1	1	0	1	14	
30	Brandon Houston	g	1-5	0-0	0-0	1	2	3	2	2	0	1	0	0	10	
34	Walter Jones Jr.	g	0-1	0-1	0-0	0	0	0	1	0	0	0	0	0	3	
Team						1	4	5				1				
Totals		21-67			6-24	5-8	6	21	27	23	53	10	14	1	11	200

FG % 1st Half: 8-32 25.0%
3FG % 1st Half: 3-12 25.0%
FT % 1st Half: 4-5 80.0%

2nd half: 13-35 37.1%
2nd half: 3-12 25.0%
2nd half: 1-3 33.3%

Game: 21-67 31.3%
Game: 6-24 25.0%
Game: 5-8 62.5%

Deadball Rebounds
1

Cincinnati 85 • 2-1,0-0 AAC

#	Player	Total				Rebounds			PF	TP	A	TO	Blk	Stl	Min
		FG-FGA	FG-FGA	FT-FTA	Off Def Tot										
13	SCOTT, Tre	f	7-10	0-2	2-2	1	7	8	2	16	0	1	1	0	21
33	VOGT, Chris	c	7-9	0-0	4-6	5	5	10	2	18	2	1	0	0	25
00	McNEAL, Chris	g	0-5	0-4	2-4	0	4	4	1	2	4	3	0	1	26
02	WILLIAMS, Keith	g	4-9	1-3	2-2	1	3	4	1	11	3	2	2	0	25
21	CUMBERLAND, Jaevin	g	4-9	3-7	2-2	0	3	3	1	13	6	3	1	5	29
01	DAMENPORT, Jeremiah		2-4	1-1	1-3	2	1	3	0	6	0	1	0	1	12
03	ADAMS-WOODS, Mika		1-3	1-2	2-2	0	1	1	1	5	1	4	0	0	13
05	MOORE, Trevor		1-3	1-3	0-0	0	3	3	1	3	1	1	0	1	8
20	DIARRA, Mamoudou		1-2	0-0	0-0	1	8	9	0	2	1	0	0	0	13
23	HARVEY, Zach		1-1	0-0	2-4	0	2	2	1	4	2	0	0	0	12
31	MARTIN, Sam		0-0	0-0	0-0	0	0	0	0	0	0	0	0	0	1
32	KOZ, John		0-0	0-0	0-0	0	0	0	0	0	0	0	0	0	1
30	SORRELLA, Jaume		2-3	0-0	1-2	1	4	5	1	5	1	0	1	0	13
45	BANKS, Rob		0-0	0-0	0-0	0	0	0	0	0	0	0	0	0	1
Team							0	1	1			2			
Totals			30-58	7-22	18-27	11	42	53	11	85	21	18	5	8	200
FG 1st Half: 14-31 45.2% 2nd half: 16-27 59.3% Game: 30-58 51.7% Deadball															
3FG 1st Half: 2-13 15.4% 2nd half: 5-9 55.6% Game: 7-22 31.8% Rebounds															
FT 1st Half: 5-11 45.5% 2nd half: 13-16 81.3% Game: 18-27 66.7% 5															

2019-20 BOX SCORES

GAME 5 • NOV. 24, 2019 • PARADISE JAM • SEMIFINALS --/RV CINCINNATI (84) VS. BOWLING GREEN (91) OT SPORTS AND FITNESS CENTER (ST. THOMAS, VIRGIN ISLANDS)

Cincinnati 84 • 3-2

#	Player	Total		3-Ptr	FT-FTA	Rebounds			PF	TP	A	TO	Blk	Stl	Min
		FG-FGA	FG-FGA			Off	Def	Tot							
34	CUMBERLAND, Jarron	f	4-9	1-4	2-6	1	3	4	2	11	1	4	0	1	27
33	VOGT, Chris	c	3-5	0-0	4-8	0	7	7	4	10	1	1	1	1	33
00	McNEAL, Chris	g	3-11	1-5	10-21	2	5	7	4	17	4	3	1	0	38
02	WILLIAMS, Keith	g	2-8	0-1	0-0	0	2	2	5	4	1	2	1	1	22
13	SCOTT, Tre	g	1-2	0-1	6-8	1	10	11	4	8	1	2	1	1	27
01	DAVENPORT, Jeremiah		1-3	0-0	5-6	3	3	6	4	7	0	2	0	0	16
03	ADAMS-WOODS, Mika		0-1	0-0	0-0	0	0	0	0	0	0	0	0	0	4
05	MOORE, Trevor		1-2	1-1	0-0	0	1	1	2	3	0	1	0	0	4
20	DIARRA, Mamoudou		0-1	0-0	0-0	1	2	3	1	0	1	0	0	1	10
21	CUMBERLAND, Jaevin		6-15	6-14	3-4	0	2	2	2	21	2	2	0	0	34
23	HARVEY, Zach		1-2	0-0	1-2	0	0	0	0	3	0	1	0	0	10
Team						1	0	1							
Totals			22-59	9-26	31-55	9	35	44	28	84	11	18	4	5	225

FG % 1st Half: 12-26 46.2% 2nd half: 8-29 27.6% OT: 2-4 50.0% Game: 22-59 37.3% Deadball Rebounds 12
3FG % 1st Half: 6-12 50.0% 2nd half: 2-11 18.2% OT: 1-3 33.3% Game: 9-26 34.6%
FT % 1st Half: 11-19 57.9% 2nd half: 13-22 59.1% OT: 7-14 50.0% Game: 31-55 56.4%

Bowling Green 91 • 5-1

#	Player	Total		3-Ptr	FT-FTA	Rebounds			PF	TP	A	TO	Blk	Stl	Min
		FG-FGA	FG-FGA			Off	Def	Tot							
25	PLOWDEN, Daegwon	f	6-12	1-4	5-5	2	3	5	4	18	0	1	1	1	38
01	TURNER, Justin	g	3-11	0-5	4-5	0	2	2	1	10	3	1	0	2	20
02	MATTOOS, Taylor	g	3-5	0-0	0-1	2	3	5	5	6	0	1	1	0	14
03	FIELDS, Caleb	g	4-10	1-3	1-3	2	1	3	5	10	1	1	0	0	29
05	FRYE, Dylan	g	8-21	3-9	9-10	0	9	9	3	28	6	3	0	1	36
00	LASTER, Michael		0-2	0-0	2-4	0	10	10	3	2	4	4	0	2	25
04	ZEIGLER, Davin		0-0	0-0	0-0	0	3	3	2	0	0	0	0	0	8
11	DIGGS, Trey		3-6	2-5	2-2	1	1	2	1	10	1	1	0	0	22
21	KULACKOVSKIS, Matiss		0-0	0-0	0-0	0	0	0	1	0	0	0	1	1	8
22	SIERRA, Marlon		2-4	1-2	0-0	1	2	3	5	0	0	0	0	0	18
35	SWINGLE, Dylan		1-1	0-0	0-0	0	1	1	5	2	0	0	0	0	7
Team						2	2	4							
Totals			30-72	8-28	23-30	10	37	47	35	91	15	12	3	7	225

FG % 1st Half: 10-33 30.3% 2nd half: 15-32 46.9% OT: 5-7 71.4% Game: 30-72 41.7% Deadball Rebounds 4,3
3FG % 1st Half: 4-16 25.0% 2nd half: 3-10 30.0% OT: 1-2 50.0% Game: 8-28 28.6%
FT % 1st Half: 5-8 62.5% 2nd half: 10-12 83.3% OT: 8-10 80.0% Game: 23-30 76.7%

Officials: Justin Porterfield, Trey Styons, JW Lucas
Technical fouls: Cincinnati-None. Bowling Green-SIERRA, Marlon.
Attendance: 1525
2019 U.S. Virgin Islands Paradise Jam Men's Basketball Tournament
PRESENTED BY BASKETBALL TRAVELERS

Score by periods	1st	2nd	OT	Total
Cincinnati	41	31	12	84
Bowling Green	29	43	19	91

Points	In Paint	Off T/O	2nd Chance	Fast Break	Bench
CIN	29	6	15	12	34
BG	40	11	12	4	19

Last FG - CIN OT-02:09, BG OT-00:29.
Largest lead - CIN by 13 1st-00:45, BG by 7 OT-00:29.

Score tied - 5 times.
Lead changed - 3 times.

GAME 6 • NOV. 25, 2019 • PARADISE JAM • THIRD PLACE VALPARAISO (77) VS. RV/RV CINCINNATI (81) OT SPORTS AND FITNESS CENTER (ST. THOMAS, VIRGIN ISLANDS)

Valparaiso 77 • 4-3

#	Player	Total		3-Ptr	FT-FTA	Rebounds			PF	TP	A	TO	Blk	Stl	Min
		FG-FGA	FG-FGA			Off	Def	Tot							
05	CLAY, Donovan	f	1-3	0-2	0-0	1	0	1	1	2	0	2	0	0	18
22	McMILLAN, Mileek	f	2-3	0-0	3-3	0	2	2	4	7	0	5	0	0	15
00	FREEMAN-LIBERTY, J.	g	13-25	3-6	3-3	4	5	9	4	32	4	3	1	4	40
04	SACKEY, Daniel	g	1-12	0-4	4-5	1	3	4	2	6	5	3	0	2	37
25	ROBINSON, Nick	g	5-11	2-6	0-0	1	2	3	2	12	0	0	3	2	39
02	MORGAN, Zion		0-1	0-0	0-0	1	0	1	1	0	1	1	0	0	12
10	GORDON, Eron		3-3	1-1	2-2	0	2	2	1	9	0	2	0	3	21
11	FRESE-VILLEN, Emil		1-3	0-1	0-0	0	2	2	1	2	1	0	0	1	13
33	KISER, John		2-5	1-2	2-2	1	1	2	4	7	0	2	0	0	30
Team						1	2	3							
Totals			28-66	7-22	14-15	10	19	29	20	77	11	18	4	12	225

FG % 1st Half: 12-28 42.9% 2nd half: 13-30 43.3% OT: 3-8 37.5% Game: 28-66 42.4% Deadball Rebounds 1
3FG % 1st Half: 4-9 44.4% 2nd half: 3-10 30.0% OT: 0-3 0.0% Game: 7-22 31.8%
FT % 1st Half: 6-6 100.0 2nd half: 7-8 87.5% OT: 1-1 100.0 Game: 14-15 93.3%

Cincinnati 81 • 4-2

#	Player		Total			Rebounds			PF	TP	A	TO	Blk	Stl	Min
			FG-FGA	3-Ptr	FT-FTA	Off	Def	Tot							
13	SCOTT, Tre	f	6-10	0-1	0-0	3	8	11	0	12	0	4	0	3	37
33	VOGT, Chris	c	9-11	0-0	3-5	1	6	7	3	21	1	4	1	0	33
00	McNEAL, Chris	g	2-5	1-2	2-2	0	2	2	1	7	1	4	0	0	27
02	WILLIAMS, Keith	g	6-12	0-2	5-6	1	6	7	4	17	2	2	2	1	36
21	CUMBERLAND, Jaevin	g	2-7	2-6	0-0	0	1	1	1	6	4	4	0	0	27
01	DAVENPORT, Jeremiah		1-2	0-0	0-0	0	1	1	2	2	1	0	0	1	10
03	ADAMS-WOODS, Mika		4-6	1-2	1-1	0	1	1	2	10	0	2	0	1	18
05	MOORE, Trevor		0-0	0-0	0-0	0	0	0	1	0	0	0	0	0	2
20	DIARRA, Mamoudou		1-3	0-0	1-2	1	1	2	0	3	1	0	0	0	8
23	HARVEY, Zach		0-0	0-0	3-4	0	1	1	3	3	4	2	0	0	27
Team						2	1	3							
Totals			31-56	4-13	15-20	8	28	36	17	81	14	23	3	6	225

FG % 1st Half: 13-23 56.5% 2nd half: 15-27 55.6% OT: 3-6 50.0% Game: 31-56 55.4% Deadball Rebounds 3
3FG % 1st Half: 3-7 42.9% 2nd half: 1-4 25.0% OT: 0-2 0.0% Game: 4-13 30.8%
FT % 1st Half: 1-2 50.0% 2nd half: 9-12 75.0% OT: 5-6 83.3% Game: 15-20 75.0%

Officials: Trey Styons, JW Lucas, Scott Arbogast
Technical fouls: Valparaiso-None. Cincinnati-None.
Attendance:
2019 U.S. Virgin Islands Paradise Jam Men's Basketball Tournament
PRESENTED BY BASKETBALL TRAVELERS

Score by periods	1st	2nd	OT	Total
Valparaiso	34	36	7	77
Cincinnati	30	40	11	81

Points	In Paint	Off T/O	2nd Chance	Fast Break	Bench
VAL	34	34	13	12	18
CIN	46	22	11	4	18

Last FG - VAL OT-01:36, CIN OT-00:52.
Largest lead - VAL by 8 1st-03:45, CIN by 12 2nd-10:12.

Score tied - 6 times.
Lead changed - 11 times.

GAME 7 • NOV. 30, 2019 UNLV (65) AT RV/RV CINCINNATI (72) OT FIFTH THIRD ARENA (CINCINNATI, OHIO)

UNLV 65 • 3-6,0-0 Mountain

#	Player	Total		3-Ptr	FT-FTA	Rebounds			PF	TP	A	TO	Blk	Stl	Min
		FG-FGA	FG-FGA			Off	Def	Tot							
22	Vitaliy Shibel	f	1-1	1-1	1-2	2	2	4	3	4	0	1	0	0	19
34	Cheikh Mbacke Diong	f	3-4	0-0	1-2	2	7	9	1	7	1	3	0	0	36
03	Amauri Hardy	g	4-24	4-17	1-2	1	6	7	4	13	4	4	0	1	41
13	Bryce Hamilton	g	2-9	0-1	3-4	1	4	5	3	7	1	3	0	0	36
55	Elijah Mitrou-Long	g	9-19	5-9	6-6	0	4	4	3	29	3	1	1	1	44
02	Donnie Tillman		0-5	0-4	2-2	2	5	7	4	2	2	3	0	0	22
15	Cheickna Dembele		0-0	0-0	0-0	0	3	3	2	0	0	0	0	0	7
20	Nick Blair		1-1	0-0	1-2	1	0	1	1	3	0	0	0	1	19
31	Marvin Coleman		0-0	0-0	0-0	0	0	0	1	0	0	0	0	0	1
Team						1	2	3							
Totals			20-63	10-32	15-20	10	33	43	22	65	11	17	1	3	225

FG % 1st Half: 11-30 36.7% 2nd half: 7-25 28.0% OT: 2-8 25.0% Game: 20-63 31.7% Deadball Rebounds 3
3FG % 1st Half: 6-16 37.5% 2nd half: 4-13 30.8% OT: 0-3 0.0% Game: 10-32 31.3%
FT % 1st Half: 5-7 71.4% 2nd half: 9-11 81.8% OT: 1-2 50.0% Game: 15-20 75.0%

Cincinnati 72 • 5-2,0-0 AAC

#	Player		Total		3-Ptr	Rebounds			PF	TP	A	TO	Blk	Stl	Min
			FG-FGA	FG-FGA		FT-FTA	Off	Def							
13	SCOTT, Tre	f	2-5	0-1	0-0	3	6	9	1	4	3	0	2	38	
33	VOGT, Chris	c	6-10	0-0	2-2	1	4	5	2	14	0	1	3	0	38
00	McNEAL, Chris	g	0-3	0-2	0-0	0	0	0	0	0	3	1	0	0	13
02	WILLIAMS, Keith	c	6-15	1-2	1-2	3	5	8	1	14	3	0	2	3	34
34	CUMBERLAND, Jarron	g	3-12	2-6	12-17	0	6	6	1	20	5	3	0	1	37
01	DAVENPORT, Jeremiah		1-1	0-0	0-0	0	0	0	0	2	0	0	0	1	7
03	ADAMS-WOODS, Mika		4-6	2-4	0-1	0	5	5	4	10	1	1	0	0	29
05	MOORE, Trevor		0-1	0-1	0-0	0	2	2	1	0	0	0	0	0	3
20	DARSA, Maoudou		0-1	0-0	1-1	1	1	2	5	1	3	1	0	0	10
21	CUMBERLAND, Jaevin		1-5	0-3	3-4	0	0	0	1	2	1	1	0	0	12
23	HARVEY, Zach		0-2	0-0	0-0	0	0	0	1	0	1	1	0	0	8
	Team					0	4	4				1			
	Totals		24-61	5-19	19-29	7	34	41	14	72	18	12	7	7	225



2019-20 Cincinnati Basketball
Cincinnati Combined Team Statistics (as of Nov 30, 2019)
All games



RECORD:	OVERALL	HOME	AWAY	NEUTRAL
ALL GAMES	5-2	3-0	0-1	2-1
CONFERENCE	0-0	0-0	0-0	0-0
NON-CONFERENCE	5-2	3-0	0-1	2-1

#	Player	gp-gs	min	avg	Total		3-Point		F-Throw		Rebounds						a	to	blk	stl	pts	avg
					fg-fga	fg%	3fg-fga	3fg%	ft-fa	ft%	off	def	tot	avg	pf	dq						
34	CUMBERLAND, Jarron	5-5	148	29.6	20-56	.357	7-27	.259	31-49	.633	2	14	16	3.2	9	0	11	13	0	5	78	15.6
33	VOGT, Chris	7-7	194	27.7	37-52	.712	0-0	.000	18-29	.621	16	33	49	7.0	19	1	6	11	9	1	92	13.1
02	WILLIAMS, Keith	7-7	186	26.6	29-64	.453	5-13	.385	16-20	.800	7	21	28	4.0	17	1	13	11	8	6	79	11.3
21	CUMBERLAND, Jaevi	7-2	156	22.3	21-57	.368	17-47	.362	8-10	.800	1	7	8	1.1	9	0	16	14	1	6	67	9.6
13	SCOTT, Tre	7-7	207	29.6	24-49	.490	1-10	.100	13-16	.813	21	48	69	9.9	15	0	12	17	5	7	62	8.9
00	McNEAL, Chris	7-7	195	27.9	15-50	.300	4-27	.148	16-35	.457	4	18	22	3.1	13	0	17	14	1	8	50	7.1
35	SOROLLA, Jaume	3-0	53	17.7	8-11	.727	0-0	.000	3-4	.750	5	10	15	5.0	6	0	5	2	1	0	19	6.3
03	ADAMS-WOODS, Mik	6-0	91	15.2	10-19	.526	4-8	.500	3-5	.600	0	13	13	2.2	10	0	5	10	1	2	27	4.5
01	DAVENPORT, Jeremia	7-0	64	9.1	5-13	.385	1-3	.333	9-12	.750	6	9	15	2.1	10	0	1	4	0	3	20	2.9
23	HARVEY, Zach	7-0	76	10.9	3-10	.300	0-1	.000	7-13	.538	1	3	4	0.6	7	0	8	4	0	1	13	1.9
20	DIARRA, Mamoudou	7-0	63	9.0	5-11	.455	0-0	.000	2-3	.667	5	16	21	3.0	10	0	3	3	2	3	12	1.7
05	MOORE, Trevor	6-0	36	6.0	2-8	.250	2-7	.286	0-0	.000	0	9	9	1.5	7	0	3	5	0	1	6	1.0
32	KOZ, John	2-0	2	1.0	0-0	.000	0-0	.000	0-0	.000	0	0	0	0.0	0	0	0	0	0	0	0	0.0
31	MARTIN, Sam	2-0	2	1.0	0-0	.000	0-0	.000	0-0	.000	0	0	0	0.0	0	0	0	0	0	0	0	0.0
45	BANKS, Rob	2-0	2	1.0	0-0	.000	0-0	.000	0-0	.000	0	0	0	0.0	0	0	0	0	0	0	0	0.0
Team											5	12	17					7				
Total.....		7	1475		179-400	.448	41-143	.287	126-196	.643	73	213	286	40.9	132	2	100	115	28	43	525	75.0
Opponents.....		7	1475		168-441	.381	46-156	.295	92-128	.719	75	178	253	36.1	157	-	80	104	15	46	474	67.7

TEAM STATISTICS	CIN	OPP
SCORING	525	474
Points per game	75.0	67.7
Scoring margin	+7.3	-
FIELD GOALS-ATT	179-400	168-441
Field goal pct	.448	.381
3 POINT FG-ATT	41-143	46-156
3-point FG pct	.287	.295
3-pt FG made per game	5.9	6.6
FREE THROWS-ATT	126-196	92-128
Free throw pct	.643	.719
F-Throws made per game	18.0	13.1
REBOUNDS	286	253
Rebounds per game	40.9	36.1
Rebounding margin	+4.7	-
ASSISTS	100	80
Assists per game	14.3	11.4
TURNOVERS	115	104
Turnovers per game	16.4	14.9
Turnover margin	-1.6	-
Assist/turnover ratio	0.9	0.8
STEALS	43	46
Steals per game	6.1	6.6
BLOCKS	28	15
Blocks per game	4.0	2.1
ATTENDANCE	30746	19218
Home games-Avg/Game	3-10249	1-13845
Neutral site-Avg/Game	-	3-1791

Date	Opponent		Score	Att.
11/06/19	at Ohio St.	L	56-64	13845
11/11/19	DRAKE	W	81-59	10133
11/14/19	ALABAMA A&M	W	85-53	9830
11/22/19	vs Illinois State	W	66-65	1924
11/24/19	vs Bowling Green	Lot	84-91	1525
N 11/25/19	vs Valparaiso	Wot	81-77	1924
11/30/19	UNLV	Wot	72-65	10783

* = Conference game

Score by Periods	1st	2nd	OT	Totals
Cincinnati	230	260	35	525
Opponents	196	247	31	474



2019-20 Cincinnati Basketball
Cincinnati Team Game-by-Game Comparison (as of Nov 30, 2019)
All games



Opponent	1st	2nd	Score	Mar	Total FG	FG Pct	3-Pointers	3FG Pct	Free Throws	FT Pct	Rebounds	Assist	T/Over	Block	Steal	Fouls
Ohio St.	26/19	30/45	56-64	(8)	19-57/20-49	.333/.408	4-21/5-16	.190/.313	14-23/19-29	.609/.655	37/41 (4)	9/9	14/15	1/2	6/2	27/18
DRAKE	44/25	37/34	81-59	+22	31-60/22-62	.517/.355	11-26/4-19	.423/.211	8-12/11-17	.667/.647	40/31 +9	20/15	13/12	4/3	7/7	18/17
ALABAMA A&M	35/23	50/30	85-53	+32	30-58/21-67	.517/.313	7-22/6-24	.318/.250	18-27/5-8	.667/.625	53/27 +26	21/10	18/14	5/1	8/11	11/23
Illinois State	30/33	36/32	66-65	+1	22-49/27-62	.449/.435	1-16/6-15	.063/.400	21-30/5-9	.700/.556	35/35 -	7/9	17/16	4/1	4/4	17/22
Bowling Green	41/29	31/43	84-91	(7)	22-59/30-72	.373/.417	9-26/8-28	.346/.286	31-55/23-30	.564/.767	44/47 (3)	11/15	18/12	4/3	5/7	28/35
Valparaiso	30/34	40/36	81-77	+4	31-56/28-66	.554/.424	4-13/7-22	.308/.318	15-20/14-15	.750/.933	36/29 +7	14/11	23/18	3/4	6/12	17/20
UNLV	24/33	36/27	72-65	+7	24-61/20-63	.393/.317	5-19/10-32	.263/.313	19-29/15-20	.655/.750	41/43 (2)	18/11	12/17	7/1	7/3	14/22

Note: Game totals are displayed in the format TEAM/OPPONENT for each category



2019-20 Cincinnati Basketball
Cincinnati Game-by-Game Highs (as of Nov 30, 2019)
All games



Opponent	Date	Score	Points	Rebounds	Assists	Steals	Blocked shots
at Ohio St.	11/06/19	56-64	13-CUMBERLAND, Ja WILLIAMS, Keith	12-SCOTT, Tre	3-CUMBERLAND, Ja	4-McNEAL, Chris	1-VOGT, Chris
DRAKE	11/11/19	81-59	17-CUMBERLAND, Ja	11-SCOTT, Tre	4-McNEAL, Chris	3-McNEAL, Chris	2-VOGT, Chris
ALABAMA A&M	11/14/19	85-53	18-VOGT, Chris	10-VOGT, Chris	6-CUMBERLAND, Ja	5-CUMBERLAND, Ja	2-WILLIAMS, Keith
vs Illinois State	11/22/19	66-65	23-CUMBERLAND, Ja	13-VOGT, Chris	3-SCOTT, Tre	2-CUMBERLAND, Ja	2-SCOTT, Tre
vs Bowling Green	11/24/19	84-91	21-CUMBERLAND, Ja	11-SCOTT, Tre	4-McNEAL, Chris	1-CUMBERLAND, Ja SCOTT, Tre WILLIAMS, Keith VOGT, Chris DIARRA, Mamoudo	1-WILLIAMS, Keith McNEAL, Chris SCOTT, Tre VOGT, Chris
vs Valparaiso	11/25/19	81-77	21-VOGT, Chris	11-SCOTT, Tre	4-CUMBERLAND, Ja HARVEY, Zach	3-SCOTT, Tre	2-WILLIAMS, Keith
UNLV	11/30/19	72-65	20-CUMBERLAND, Ja	9-SCOTT, Tre	5-CUMBERLAND, Ja	3-WILLIAMS, Keith	3-VOGT, Chris



2019-20 Cincinnati Basketball
Cincinnati Points-Rebounds-Assists (as of Nov 30, 2019)
All games



Opponent	Date	Score		00 MCNEAL,CHR	01 DAVENPORT,	02 WILLIAMS,K	03 ADAMS-WOOD	05 MOORE,TREV	13 SCOTT,TRE	20 DIARRA,MAM
at Ohio St.	11/06/19	56-64	L	10-4-1	3-2-0	13-2-0	DNP	DNP	3-12-2	0-0-0
DRAKE	11/11/19	81-59	w	12-2-4	0-2-0	8-3-3	2-5-3	0-0-1	5-11-2	4-5-0
ALABAMA A&M	11/14/19	85-53	w	2-4-4	6-3-0	11-4-3	5-1-1	3-3-1	16-8-0	2-9-1
vs Illinois State	11/22/19	66-65	w	2-3-0	0-1-0	12-2-1	0-1-0	0-3-1	14-7-3	0-1-0
vs Bowling Green	11/24/19	84-91	L	17-7-4	7-6-0	4-2-1	0-0-0	3-1-0	8-11-1	0-3-1
vs Valparaiso	11/25/19	81-77	w	7-2-1	2-1-1	17-7-2	10-1-0	0-0-0	12-11-0	3-2-1
UNLV	11/30/19	72-65	w	0-0-3	2-0-0	14-8-3	10-5-1	0-2-0	4-9-4	3-1-0

Opponent	Date	Score		21 CUMBERLAND	23 HARVEY,ZAC	31 MARTIN,SAM	32 KOZ,JOHN	33 VOGT,CHRIS	34 CUMBERLAND	35 SOROLLA,JA
at Ohio St.	11/06/19	56-64	L	3-1-1	1-1-0	DNP	DNP	4-4-0	13-3-3	6-4-2
DRAKE	11/11/19	81-59	w	17-0-2	2-0-1	0-0-0	0-0-0	12-3-1	11-1-1	8-6-2
ALABAMA A&M	11/14/19	85-53	w	13-3-6	4-2-2	0-0-0	0-0-0	18-10-2	DNP	5-5-1
vs Illinois State	11/22/19	66-65	w	2-0-0	0-0-0	DNP	DNP	13-13-1	23-2-1	DNP
vs Bowling Green	11/24/19	84-91	L	21-2-2	3-0-0	DNP	DNP	10-7-1	11-4-1	DNP
vs Valparaiso	11/25/19	81-77	w	6-1-4	3-1-4	DNP	DNP	21-7-1	DNP	DNP
UNLV	11/30/19	72-65	w	5-1-1	0-0-1	DNP	DNP	14-5-0	20-6-5	DNP

Opponent	Date	Score		45 BANKS,ROB
at Ohio St.	11/06/19	56-64	L	DNP
DRAKE	11/11/19	81-59	w	0-0-0
ALABAMA A&M	11/14/19	85-53	w	0-0-0
vs Illinois State	11/22/19	66-65	w	DNP
vs Bowling Green	11/24/19	84-91	L	DNP
vs Valparaiso	11/25/19	81-77	w	DNP
UNLV	11/30/19	72-65	w	DNP



2019-20 Cincinnati Basketball
Cincinnati Team High/Low Analysis (as of Nov 30, 2019)
All games



Cincinnati - TEAM GAME HIGHS

POINTS	85	ALABAMA A&M (11/14/19)
	84	vs Bowling Green (11/24/19)
	81	vs Valparaiso (11/25/19)
	81	DRAKE (11/11/19)
	72	UNLV (11/30/19)
FIELD GOALS MADE	31	vs Valparaiso (11/25/19)
	31	DRAKE (11/11/19)
FIELD GOAL ATTEMPTS	61	UNLV (11/30/19)
	60	DRAKE (11/11/19)
FIELD GOAL PERCENTAGE	.554 (31-56)	vs Valparaiso (11/25/19)
	.517 (30-58)	ALABAMA A&M (11/14/19)
3 PT FIELD GOALS MADE	11	DRAKE (11/11/19)
	9	vs Bowling Green (11/24/19)
3 PT FG ATTEMPTS	26	vs Bowling Green (11/24/19)
	26	DRAKE (11/11/19)
3 PT FG PERCENTAGE	.423 (11-26)	DRAKE (11/11/19)
	.346 (9-26)	vs Bowling Green (11/24/19)
FREE THROWS MADE	31	vs Bowling Green (11/24/19)
	21	vs Illinois State (11/22/19)
FREE THROW ATTEMPTS	55	vs Bowling Green (11/24/19)
	30	vs Illinois State (11/22/19)
FREE THROW PERCENTAGE	.750 (15-20)	vs Valparaiso (11/25/19)
	.700 (21-30)	vs Illinois State (11/22/19)
REBOUNDS	53	ALABAMA A&M (11/14/19)
	44	vs Bowling Green (11/24/19)
ASSISTS	21	ALABAMA A&M (11/14/19)
	20	DRAKE (11/11/19)
STEALS	8	ALABAMA A&M (11/14/19)
	7	UNLV (11/30/19)
	7	DRAKE (11/11/19)
BLOCKED SHOTS	7	UNLV (11/30/19)
	5	ALABAMA A&M (11/14/19)
TURNOVERS	23	vs Valparaiso (11/25/19)
	18	vs Bowling Green (11/24/19)
	18	ALABAMA A&M (11/14/19)
FOULS	28	vs Bowling Green (11/24/19)
	27	at Ohio St. (11/06/19)



2019-20 Cincinnati Basketball
Cincinnati High/Low Analysis (as of Nov 30, 2019)
All games



Opponent - GAME HIGHS

POINTS	91	vs Bowling Green (11/24/19)
	77	vs Valparaiso (11/25/19)
	65	UNLV (11/30/19)
	65	vs Illinois State (11/22/19)
	64	at Ohio St. (11/06/19)
FIELD GOALS MADE	30	vs Bowling Green (11/24/19)
	28	vs Valparaiso (11/25/19)
FIELD GOAL ATTEMPTS	72	vs Bowling Green (11/24/19)
	67	ALABAMA A&M (11/14/19)
FIELD GOAL PERCENTAGE	.435 (27-62)	vs Illinois State (11/22/19)
	.424 (28-66)	vs Valparaiso (11/25/19)
3 PT FIELD GOALS MADE	10	UNLV (11/30/19)
	8	vs Bowling Green (11/24/19)
3 PT FG ATTEMPTS	32	UNLV (11/30/19)
	28	vs Bowling Green (11/24/19)
3 PT FG PERCENTAGE	.400 (6-15)	vs Illinois State (11/22/19)
	.318 (7-22)	vs Valparaiso (11/25/19)
FREE THROWS MADE	23	vs Bowling Green (11/24/19)
	19	at Ohio St. (11/06/19)
FREE THROW ATTEMPTS	30	vs Bowling Green (11/24/19)
	29	at Ohio St. (11/06/19)
FREE THROW PERCENTAGE	.933 (14-15)	vs Valparaiso (11/25/19)
	.767 (23-30)	vs Bowling Green (11/24/19)
REBOUNDS	47	vs Bowling Green (11/24/19)
	43	UNLV (11/30/19)
ASSISTS	15	vs Bowling Green (11/24/19)
	15	DRAKE (11/11/19)
STEALS	12	vs Valparaiso (11/25/19)
	11	ALABAMA A&M (11/14/19)
BLOCKED SHOTS	4	vs Valparaiso (11/25/19)
	3	vs Bowling Green (11/24/19)
	3	DRAKE (11/11/19)
TURNOVERS	18	vs Valparaiso (11/25/19)
	17	UNLV (11/30/19)
FOULS	35	vs Bowling Green (11/24/19)
	23	ALABAMA A&M (11/14/19)



2019-20 Cincinnati Basketball
Cincinnati High/Low Analysis (as of Nov 30, 2019)
All games



Cincinnati - GAME LOWS

POINTS	56	at Ohio St. (11/06/19)
	66	vs Illinois State (11/22/19)
	72	UNLV (11/30/19)
	81	DRAKE (11/11/19)
	81	vs Valparaiso (11/25/19)
FIELD GOALS MADE	19	at Ohio St. (11/06/19)
	22	vs Illinois State (11/22/19)
	22	vs Bowling Green (11/24/19)
FIELD GOAL ATTEMPTS	49	vs Illinois State (11/22/19)
	56	vs Valparaiso (11/25/19)
FIELD GOAL PERCENTAGE	.333 (19-57)	at Ohio St. (11/06/19)
	.373 (22-59)	vs Bowling Green (11/24/19)
3 PT FIELD GOALS MADE	1	vs Illinois State (11/22/19)
	4	at Ohio St. (11/06/19)
	4	vs Valparaiso (11/25/19)
3 PT FG ATTEMPTS	13	vs Valparaiso (11/25/19)
	16	vs Illinois State (11/22/19)
3 PT FG PERCENTAGE	.063 (1-16)	vs Illinois State (11/22/19)
	.190 (4-21)	at Ohio St. (11/06/19)
FREE THROWS MADE	8	DRAKE (11/11/19)
	14	at Ohio St. (11/06/19)
FREE THROW ATTEMPTS	12	DRAKE (11/11/19)
	20	vs Valparaiso (11/25/19)
FREE THROW PERCENTAGE	.564 (31-55)	vs Bowling Green (11/24/19)
	.609 (14-23)	at Ohio St. (11/06/19)
REBOUNDS	35	vs Illinois State (11/22/19)
	36	vs Valparaiso (11/25/19)
ASSISTS	7	vs Illinois State (11/22/19)
	9	at Ohio St. (11/06/19)
STEALS	4	vs Illinois State (11/22/19)
	5	vs Bowling Green (11/24/19)
BLOCKED SHOTS	1	at Ohio St. (11/06/19)
	3	vs Valparaiso (11/25/19)
TURNOVERS	12	UNLV (11/30/19)
	13	DRAKE (11/11/19)
FOULS	11	ALABAMA A&M (11/14/19)
	14	UNLV (11/30/19)



2019-20 Cincinnati Basketball
Cincinnati High/Low Analysis (as of Nov 30, 2019)
All games



Opponent - GAME LOWS

POINTS	53	ALABAMA A&M (11/14/19)
	59	DRAKE (11/11/19)
	64	at Ohio St. (11/06/19)
	65	vs Illinois State (11/22/19)
	65	UNLV (11/30/19)
FIELD GOALS MADE	20	at Ohio St. (11/06/19)
	20	UNLV (11/30/19)
FIELD GOAL ATTEMPTS	49	at Ohio St. (11/06/19)
	62	DRAKE (11/11/19)
	62	vs Illinois State (11/22/19)
FIELD GOAL PERCENTAGE	.313 (21-67)	ALABAMA A&M (11/14/19)
	.317 (20-63)	UNLV (11/30/19)
3 PT FIELD GOALS MADE	4	DRAKE (11/11/19)
	5	at Ohio St. (11/06/19)
3 PT FG ATTEMPTS	15	vs Illinois State (11/22/19)
	16	at Ohio St. (11/06/19)
3 PT FG PERCENTAGE	.211 (4-19)	DRAKE (11/11/19)
	.250 (6-24)	ALABAMA A&M (11/14/19)
FREE THROWS MADE	5	ALABAMA A&M (11/14/19)
	5	vs Illinois State (11/22/19)
FREE THROW ATTEMPTS	8	ALABAMA A&M (11/14/19)
	9	vs Illinois State (11/22/19)
FREE THROW PERCENTAGE	.556 (5-9)	vs Illinois State (11/22/19)
	.625 (5-8)	ALABAMA A&M (11/14/19)
REBOUNDS	27	ALABAMA A&M (11/14/19)
	29	vs Valparaiso (11/25/19)
ASSISTS	9	at Ohio St. (11/06/19)
	9	vs Illinois State (11/22/19)
STEALS	2	at Ohio St. (11/06/19)
	3	UNLV (11/30/19)
BLOCKED SHOTS	1	ALABAMA A&M (11/14/19)
	1	vs Illinois State (11/22/19)
	1	UNLV (11/30/19)
TURNOVERS	12	DRAKE (11/11/19)
	12	vs Bowling Green (11/24/19)
FOULS	17	DRAKE (11/11/19)
	18	at Ohio St. (11/06/19)



2019-20 Cincinnati Basketball
 Cincinnati Player High/Low Analysis (as of Nov 30, 2019)
All games



Cincinnati - INDIVIDUAL GAME HIGHS

Points	23	CUMBERLAND, Jarron vs Illinois State (11/22/19)
	21	VOGT, Chris vs Valparaiso (11/25/19)
	21	CUMBERLAND, Jaevin vs Bowling Green (11/24/19)
	20	CUMBERLAND, Jarron vs UNLV (11/30/19)
	18	VOGT, Chris vs Alabama A&M (11/14/19)
Field Goals Made	9	VOGT, Chris vs Valparaiso (11/25/19)
	7	VOGT, Chris vs Alabama A&M (11/14/19)
	7	SCOTT, Tre vs Alabama A&M (11/14/19)
Field Goal Att.	16	CUMBERLAND, Jarron vs Illinois State (11/22/19)
	15	WILLIAMS, Keith vs UNLV (11/30/19)
	15	CUMBERLAND, Jaevin vs Bowling Green (11/24/19)
FG Pct (min 5 made)	.818 (9-11)	VOGT, Chris vs Valparaiso (11/25/19)
	.778 (7-9)	VOGT, Chris vs Alabama A&M (11/14/19)
3-Point FG Made	6	CUMBERLAND, Jaevin vs Bowling Green (11/24/19)
	5	CUMBERLAND, Jaevin vs Drake (11/11/19)
3-Point FG Att.	14	CUMBERLAND, Jaevin vs Bowling Green (11/24/19)
	10	CUMBERLAND, Jaevin vs Drake (11/11/19)
3-Pt FG Pct (min 2 made)	.750 (3-4)	CUMBERLAND, Jarron vs Drake (11/11/19)
	.667 (2-3)	WILLIAMS, Keith at Ohio St. (11/06/19)
Free Throws Made	12	CUMBERLAND, Jarron vs UNLV (11/30/19)
	12	CUMBERLAND, Jarron vs Illinois State (11/22/19)
Free Throw Att.	21	McNEAL, Chris vs Bowling Green (11/24/19)
	17	CUMBERLAND, Jarron vs UNLV (11/30/19)
	17	CUMBERLAND, Jarron vs Illinois State (11/22/19)
FT Pct (min 3 made)	1.000 (3-3)	DAVENPORT, Jeremiah at Ohio St. (11/06/19)
	.833 (5-6)	WILLIAMS, Keith vs Valparaiso (11/25/19)
	.833 (5-6)	DAVENPORT, Jeremiah vs Bowling Green (11/24/19)
	.833 (5-6)	VOGT, Chris vs Illinois State (11/22/19)
	.833 (5-6)	WILLIAMS, Keith vs Drake (11/11/19)
Rebounds	13	VOGT, Chris vs Illinois State (11/22/19)
	12	SCOTT, Tre at Ohio St. (11/06/19)
Assists	6	CUMBERLAND, Jaevin vs Alabama A&M (11/14/19)
	5	CUMBERLAND, Jarron vs UNLV (11/30/19)
Steals	5	CUMBERLAND, Jaevin vs Alabama A&M (11/14/19)
	4	McNEAL, Chris at Ohio St. (11/06/19)
Blocked Shots	3	VOGT, Chris vs UNLV (11/30/19)
	2	WILLIAMS, Keith vs UNLV (11/30/19)
	2	WILLIAMS, Keith vs Valparaiso (11/25/19)
	2	SCOTT, Tre vs Illinois State (11/22/19)
	2	WILLIAMS, Keith vs Alabama A&M (11/14/19)
	2	VOGT, Chris vs Drake (11/11/19)
Turnovers	4	VOGT, Chris vs Valparaiso (11/25/19)
	4	SCOTT, Tre vs Valparaiso (11/25/19)
	4	McNEAL, Chris vs Valparaiso (11/25/19)
	4	CUMBERLAND, Jaevin vs Valparaiso (11/25/19)
	4	CUMBERLAND, Jarron vs Bowling Green (11/24/19)
	4	SCOTT, Tre vs Illinois State (11/22/19)
	4	ADAMS-WOODS, Mika vs Alabama A&M (11/14/19)
Fouls	5	WILLIAMS, Keith vs Bowling Green (11/24/19)
	5	VOGT, Chris at Ohio St. (11/06/19)



2019-20 Cincinnati Basketball
 Cincinnati Opponent High/Low Analysis (as of Nov 30, 2019)
All games



OPPONENT INDIVIDUAL GAME HIGHS

Points	32	FREEMAN-LIBERTY, J. vs Valparaiso (11/25/19)
	29	Elijah Mitrou-Long vs UNLV (11/30/19)
	28	FRYE, Dylan vs Bowling Green (11/24/19)
	19	BOYD, Dedric vs Illinois State (11/22/19)
	18	PLOWDEN, Daeqwon vs Bowling Green (11/24/19)
Field Goals Made	13	FREEMAN-LIBERTY, J. vs Valparaiso (11/25/19)
	9	Elijah Mitrou-Long vs UNLV (11/30/19)
Field Goal Att.	25	FREEMAN-LIBERTY, J. vs Valparaiso (11/25/19)
	24	Amauri Hardy vs UNLV (11/30/19)
FG Pct (min 5 made)	.857 (6-7)	Kyle Young at Ohio St. (11/06/19)
	.520 (13-25)	FREEMAN-LIBERTY, J. vs Valparaiso (11/25/19)
3-Point FG Made	5	Elijah Mitrou-Long vs UNLV (11/30/19)
	4	Amauri Hardy vs UNLV (11/30/19)
3-Point FG Att.	17	Amauri Hardy vs UNLV (11/30/19)
	9	Elijah Mitrou-Long vs UNLV (11/30/19)
	9	FRYE, Dylan vs Bowling Green (11/24/19)
3-Pt FG Pct (min 2 made)	.667 (2-3)	Kaleb Wesson at Ohio St. (11/06/19)
	.556 (5-9)	Elijah Mitrou-Long vs UNLV (11/30/19)
Free Throws Made	9	FRYE, Dylan vs Bowling Green (11/24/19)
	6	Elijah Mitrou-Long vs UNLV (11/30/19)
	6	CJ Walker at Ohio St. (11/06/19)
Free Throw Att.	10	FRYE, Dylan vs Bowling Green (11/24/19)
	6	Elijah Mitrou-Long vs UNLV (11/30/19)
	6	CJ Walker at Ohio St. (11/06/19)
FT Pct (min 3 made)	1.000 (6-6)	Elijah Mitrou-Long vs UNLV (11/30/19)
	1.000 (6-6)	CJ Walker at Ohio St. (11/06/19)
	1.000 (5-5)	PLOWDEN, Daeqwon vs Bowling Green (11/24/19)
	1.000 (5-5)	Anthony Murphy vs Drake (11/11/19)
	1.000 (3-3)	FREEMAN-LIBERTY, J. vs Valparaiso (11/25/19)
	1.000 (3-3)	McMILLAN, Mileek vs Valparaiso (11/25/19)
Rebounds	13	Kyle Young at Ohio St. (11/06/19)
	11	NDIAYE, Abdou vs Illinois State (11/22/19)
	11	Kaleb Wesson at Ohio St. (11/06/19)
Assists	6	FRYE, Dylan vs Bowling Green (11/24/19)
	6	TORRES, Ricky vs Illinois State (11/22/19)
	6	Roman Penn vs Drake (11/11/19)
Steals	4	FREEMAN-LIBERTY, J. vs Valparaiso (11/25/19)
	4	Brandon Miller vs Alabama A&M (11/14/19)
Blocked Shots	3	ROBINSON, Nick vs Valparaiso (11/25/19)
	2	Liam Robbins vs Drake (11/11/19)
Turnovers	5	McMILLAN, Mileek vs Valparaiso (11/25/19)
	5	Cameron Tucker vs Alabama A&M (11/14/19)
Fouls	5	SWINGLE, Dylan vs Bowling Green (11/24/19)
	5	SIERRA, Marlon vs Bowling Green (11/24/19)
	5	MATTOS, Taylor vs Bowling Green (11/24/19)
	5	FIELDS, Caleb vs Bowling Green (11/24/19)