

2013-14 SCHEDULE/RESULTS

Day/Date	Opponent	TV	Time/Result
Sat./Oct. 26	Carleton (EXH.)	BearcatsTV	W, 77-63
Sat./Nov. 2	Bellarmine (EXH.)	BearcatsTV	W, 84-72
Fri./Nov. 8	1-N.C. Central	ESPN3	W, 74-61
Tues./Nov. 12	1-NC State	ESPN	W, 68-57
Sat./Nov. 16	1-Appalachian State	FSO	W, 77-49
Wed./Nov. 20	1-Campbell	ESPN3	W, 81-62
Tues./Nov. 26	UMass Lowell	FSO	W, 79-49
Fri./Nov. 29	Kennesaw State	FSO	W, 95-67
Tues./Dec. 3	USC Upstate	ESPN3	W, 86-50
Sat./Dec. 7	at New Mexico	CBSSN	L, 54-63
Sat./Dec. 14	2-vs. Xavier	FOX Sports 1	L, 47-64
Tues./Dec. 17	3-vs. Pittsburgh	ESPN	W, 44-43
Sat./Dec. 21	Middle Tennessee	FSO	W, 69-48
Mon./Dec. 23	Chicago State	ESPN3	W, 102-62
Sat./Dec. 28	Nebraska	ESPN2	W, 74-59
Wed./Jan. 1	SMU	ESPNU	W, 65-57
Sat./Jan. 4	at No. 18 Memphis	ESPN2	W, 69-53
Tues./Jan. 7	at Houston	CBSSN	W, 61-60
Sat./Jan. 11	Rutgers	CBSSN	W, 71-51
Tues./Jan. 14	Temple	CBSSN	W, 69-58
Sat./Jan. 18	at USF	ESPNU	W, 61-54
Thurs./Jan. 23	UCF	CBSSN	W, 69-51
Sun./Jan. 26	at Temple	CBSSN	W, 80-76
Thurs./Jan. 30	at No. 12 Louisville	ESPN	W, 69-66
Sun./Feb. 2	USF	CBSSN	W, 50-45
Thurs./Feb. 6	No. 22 UConn	ESPN	W, 63-58
Sat./Feb. 8	at SMU	ESPNU	L, 55-76
Sat./Feb. 15	Houston	ESPNU	W, 73-62
Wed./Feb. 19	at UCF	ESPNU	W, 77-49
Sat./Feb. 22	No. 11 Louisville	CBS	L, 57-58
Sat./Mar. 1	at UConn	ESPN	L, 45-51
Thu./Mar. 6	Memphis	ESPN	7 p.m.
Sat./Mar. 8	at Rutgers	ESPNNews	12 p.m.
AMERICAN CONFERENCE CHAMPIONSHIP			
Mar. 12-15	4-TBA	ESPN Networks	TBA
NCAA CHAMPIONSHIP			
Mar. 18-19	First Four	Turner	TBA
Mar. 20-23	Second & Third Rounds	CBS/Turner	TBA
Mar. 27-30	Regional Semis & Finals	CBS/Turner	TBA
Apr. 5 & 7	Final Four & Champ	CBS/Turner	TBA

Notes: Home games are in BOLD/face; All games are Eastern and subject to change.

Key: FSO-FOX Sports Ohio; CBSSN-CBS Sports Network;
ESPN/ESPN2 - Game will be televised by either ESPN or ESPN2
1-Global Sports Shootout;

2-Skyline Chili Crosstown Classic (U.S. Bank Arena);

3-Jimmy V Classic (Madison Square Garden);

4-American Conference Championship (FedExForum).

CINCINNATI SPORTS COMMUNICATIONS

Senior Director/Basketball Contact: Andre Foushee

Office/Cell Phone: (513) 556-5182/(859) 797-7871

Press Row Phone: (513) 556-3800

Email Address: Andre.Foushee@uc.edu

Twitter: @GoBEARCATS and @Andre_UCSID

Asst. AD/Strategic Communications: Ryan Koslen

Cell Phone: (513) 497-3132

Email: Ryan.Koslen@uc.edu

UC Sports Communications

Richard E. Lindner Center

2751 O'Varsity Way, Suite 860

Cincinnati, OH 45221-0021

Phone: (513) 556-5191

Fax: (513) 556-0619

CINCINNATI[®]

BASKETBALL

2 NATIONAL TITLES • 6 FINAL FOURS • 8 ELITE EIGHTS • 10 SWEET SIXTEENS • 27 NCAA TOURNAMENTS

GAME 30:

20/20 **MEMPHIS (22-7, 11-5) AT** 15/15 **CINCINNATI (24-5, 13-3)**

Thursday, March 6 • 7 p.m. (ET) • Fifth Third Arena • Cincinnati, Ohio

Series Info: 69th meeting; Cincinnati leads 37-31; Cincinnati leads 19-10 in Cincinnati;

Memphis leads 20-13 in Memphis; Cincinnati leads 5-1 at neutral sites.

Current Streak: Cincinnati - 1

Last Meeting: Cincinnati won 69-53 in Memphis on Jan. 4, 2014.

Coaches: Mick Cronin is in his eighth season at Cincinnati (159-105); 11th season overall (228-129).

Josh Pastner is in his fifth season at Memphis (127-41); fifth season overall (127-41);

Rankings: Cincinnati is ranked No. 15 in both the AP and USA Today polls.

Memphis is ranked No. 20 in both the AP and USA Today polls.

Radio: 700 WLW-AM; **Dan Hoard** provides play-by-play with color analyst **Chuck Machock**.

TV: ESPN; **Dave O'Brien** provides play-by-play with color analyst **Jay Bilas**.

UC Twitter Page: @GoBEARCATS

CINCINNATI PROBABLE STARTERS & ROSTER

NO.	NAME	POS.	HT.	WT.	CL.-EXP.	HOMETOWN	GP-GS	PPG	RPG	APG	MIN
14	Ge'Lawn Guyn	G	6-1	185	Jr.-2L	Lexington, Ky.	29-29	4.9	2.1	0.9	19.0
23	Sean Kilpatrick	G	6-4	210	R-Sr.-3L	Yonkers, N.Y.	29-29	20.3	4.5	2.6	33.3
3	Shaquille Thomas	F	6-7	205	R-Sr.-1L	Paterson, N.J.	29-29	6.9	2.8	1.1	23.3
2	Titus Rubles	F	6-7	220	Sr.-1L	Dallas, Texas	29-29	7.0	6.6	1.4*	28.5
5	Justin Jackson	F	6-8	230	Sr.-3L	Cocoa Beach, Fla.	29-29	11.0	6.9	3.0^	26.7

OFF THE BENCH

15	Jermaine Sanders	F	6-5	210	Jr.-2L	Far Rockaway, N.Y.	29-0	5.8	3.4	1.0	21.6
10	Troy Caupain	G	6-3	200	Fr.-HS	Midlothian, Va.	29-0	5.6	2.3	2.3	19.1
11	Jermaine Lawrence	F	6-9	205	Fr.-HS	Springfield Gardens, N.Y.	21-0	3.2	3.2	0.6^	16.5
25	Kevin Johnson	G	6-2	180	Fr.-HS	Cincinnati, Ohio	27-0	3.6	1.1	0.6	10.7
33	David Nyarsuk	C	7-1	250	Sr.-1L	Juba, South Sudan	22-0	1.4	1.3	0.5^	6.7
45	Zack Tobler	F	6-5	215	Fr.-HS	Fort Mitchell, Ky.	8-0	0.0	0.3	0.0	1.6
0	Derek Cox	G	6-3	186	R-Sr.-HS	Mason, Ohio	2-0	0.0	0.5	0.0	1.0
1	Deshawn Morman	G	6-3	190	Fr.-HS	Richmond, Va.	0-0	0.0	0.0	0.0	0.0

Starters based on last game; ^-Blocks; *-Steals


CINCINNATI STORYLINES

- » Cincinnati honors the 2014 senior class prior to the Memphis game on Thursday. The Bearcats have recorded a 98-37 record over the past four years - the most successful four-year stretch of the Mick Cronin coaching era.
- » This season's overall record (24-5) and conference mark (13-3) are Cronin's best at Cincinnati.
- » The Bearcats own their best record through 29 games since the 2001-02 season (26-3). That squad went on to set the school record for wins in a season, finishing 31-4.
- » UC enters the Memphis game one win shy of recording at least 25 wins for the third time in the last four seasons.
- » A win Thursday would give the Bearcats as many as 14 conference wins in a season for only the fourth time in school history (16-0 in 1999-2000; 14-2 in 1997-98 and 14-2 in 2001-02). UC has won as many as 13 league games seven times (including 2013-14).

- » A win Thursday gives UC 18 home wins this year - tying for the second most single-season wins at Fifth Third Arena (UC was 18-2 in 1993-94). The arena record was set in 1997-98 (19-1).
- » Mick Cronin is a finalist for the Henry Iba National Coach of the Year Award.
- » Sean Kilpatrick is a finalist for the Oscar Robertson Trophy and a semifinalist for the Naismith Trophy. He leads the American in scoring (20.3 points) and three-pointers made (2.8 per game). He has led UC in scoring in each of the last 15 games and in 26 of 29 contests this season.
- » Justin Jackson ranks 16th in the nation in blocks with 86. The single-season total ranks fifth best in UC history.
- » Titus Rubles is tied for fifth in the American, averaging 7.4 rebounds in league play. He has pulled down 27 rebounds in the past two games.

ALL-AMERICA CANDIDATE

NO. 23 - SEAN KILPATRICK



#SKAllAmerican

For the latest information, statistics, clips and more visit:
www.GoBEARCATS.com/SKAllAmerican

ACCOLADES

- Oscar Robertson Trophy Finalist (one of 15 players)
- Naismith Trophy Semifinalist (one of 10 players)
- John R. Wooden Award Preseason Top 50 List
- 2013 World University Games participant with USA Basketball (one of 12 players)
- 2013-14 Preseason First Team All-American Athletic Conference
- American Athletic Conference Player of the Week (Feb. 10) after averaging 24.0 points, 9.0 rebounds, 4.5 assists and 4.0 three-pointers
- American Athletic Conference Player of the Week (Feb. 3) after averaging 23.0 points, 3.5 rebounds and 2.0 assists
- Nine-time selection to American Honor Roll

RANKINGS

- 21st nationally in scoring (590 points)
- Eighth nationally in career scoring (2,034 points) and one of nine active players in the country with over 2,000 career points
- Seventh nationally in career three-pointers (300)
- Leads American Athletic Conference in scoring (20.3 points per game)
- Leads league in three-pointers (2.8 per game)
- Fourth in the conference in free throw percentage (.851)
- Ranks sixth in the league in minutes played at 33.3 per game

STATISTICS

- **Against ranked teams in 2013-14:**
25.0 ppg, 41.4 percent field goal shooting, 35.3 percent three-point shooting
- **Last five minutes of the game against ranked teams:**
averaging 7.0 points and has made 21-of-25 from the foul line
- **Last nine games:**
24.2 ppg, 31 three-pointers, 84.3 percent free throw shooting
- Has led team in scoring each of the last 15 games and 26 of 29 contests this season
- Has been the game's top scorer in 12 of 16 league games
- With his 10th point in a 28-point performance against No. 11/5 Louisville, Kilpatrick became just the second player in Cincinnati history to reach 2,000 career points, joining the legendary Oscar Robertson.
- Has scored over 20 points in 16 games, including 28 at then-No. 12 Louisville (Jan. 30), 26 against then-No. 22 UConn (Feb. 6), both Bearcats victories, and 28 against No. 11 Louisville (Feb. 22)

DEFENSIVE PLAYER OF THE YEAR CANDIDATE

NO. 5 - JUSTIN JACKSON

- Entered the week ranked 16th in the nation in total blocks (86) and 47th in offensive rebounds per game (3.17)
- Listed among the American Athletic Conference leaders in blocks (first at 3.0), offensive rebounds (second at 3.2), field-goal shooting (fifth at 55.9 percent), rebounds (t-sixth at 6.9) and steals (sixth at 1.7)
- Has blocked a career-high seven shots in two games this season: at No. 18 Memphis (Jan. 4) and against UCF (Jan. 23)
- Has recorded at least one block in 14 of 16 league games and 26 of 29 games overall
- Grabbed a season-high five steals against SMU on Jan. 1
- Has recorded at least one steal in 14 of 16 league games and 22 of 29 contests overall
- Was first player in the nation to earn conference player of the week accolades in three consecutive weeks (Dec. 23, Dec. 30 and Jan. 6). During the stretch, Jackson averaged 15.3 points while shooting 61.9 percent from the field (39 of 63) to go with 9.7 rebounds, 4.3 blocks, 2.2 steals and 2.2 assists
- Ranks fourth in school history with 206 career blocks
- His 86 blocks this year rank fifth on UC's single-season blocks chart

COACH OF THE YEAR CANDIDATE

MICK CRONIN

- Named a finalist for the Henry Iba Award by the USBWA
- Despite being picked fourth in the conference and receiving only one vote in the preseason Associated Press poll, UC head coach Mick Cronin has guided Cincinnati to first place in the American Athletic Conference and a No. 15 national ranking
- The Bearcats have been ranked in the AP Top 25 each of the last eight weeks
- Cincinnati is 3-1 against ranked teams this season
- The Bearcats won 15 consecutive games including their first 11 conference games and are enjoying their best season since the 2001-02 campaign (finished 31-4)
- UC set the Fifth Third Arena record for best home start, winning its first 17 games
- The Bearcats rank No. 3 in the nation in scoring defense (57.2 points) and have held their opponent under 70 points in 27 of 29 games this season
- UC ranks among the nation's Top 25 teams in eight categories: scoring defense (third at 57.2); field goal percentage defense (16th at .391); total steals (16th at 228); turnover margin (21st at 3.2); scoring margin (21st at 11.2); steals per game (22nd at 8.1); offensive rebounds (22nd at 13.7); and total blocks (25th at 161)
- The Bearcats have won at least 20 games for four consecutive seasons
- Cronin has moved into second place with 159 career win at Cincinnati

2013-14 CINCINNATI BASKETBALL • GAME 30: MEMPHIS

2013-14 NUMERICAL ROSTER							
NO.	NAME	POS.	HT.	WT.	CLASS	EXP.	HOMETOWN / PREVIOUS SCHOOLS
0	Derek Cox	G	6-3	186	R-Sr.	HS	Mason, Ohio/Mason High School
1	Deshaun Morman	G	6-3	190	Fr.	HS	Richmond, Va./Faith Baptist Christian (Fla.)
2	Titus Rubles	F	6-7	220	Sr.	1L	Dallas, Texas/Blinn College
3	Shaquille Thomas	F	6-7	205	R-So.	1L	Paterson, N.J./NIA Prep School
5	Justin Jackson	F	6-8	230	Sr.	3L	Cocoa Beach, Fla./Arlington Country Day
10	Troy Caupain	G	6-3	200	Fr.	HS	Midlothian, Va./Cosby HS (Va.)
11	Jermaine Lawrence	F	6-9	205	Fr.	HS	Springfield Gardens, N.Y./Pope John XXIII HS (N.J.)
14	Ge'Lawn Guyn	G	6-2	185	Jr.	2L	Lexington, Ky./Scott County HS/South Kent Prep (Conn.)
15	Jermaine Sanders	F	6-5	210	Jr.	2L	Far Rockaway, N.Y./Rice HS
23	Sean Kilpatrick	G	6-4	210	R-Sr.	3L	Yonkers, N.Y./White Plains HS/Notre Dame Prep (Mass.)
25	Kevin Johnson	G	6-2	180	Fr.	HS	Cincinnati, Ohio/Summit Country Day School
32	Jamaree Strickland	C	6-10	270	Fr.	HS	Oakland, Calif./Queen City Prep Acad. (N.C.)
33	David Nyarsuk	C	7-1	250	Sr.	1L	Juba, South Sudan/Mountain State University (W.Va.)
45	Zack Tobler	F	6-5	215	Fr.	HS	Fort Mitchell, Ky./Covington Catholic High School

2013-14 ALPHABETICAL ROSTER							
NO.	NAME	POS.	HT.	WT.	CLASS	EXP.	HOMETOWN / PREVIOUS SCHOOLS
10	Troy Caupain	G	6-3	200	Fr.	HS	Midlothian, Va./Cosby HS (Va.)
0	Derek Cox	G	6-3	186	R-Sr.	HS	Mason, Ohio/Mason High School
14	Ge'Lawn Guyn	G	6-2	185	Jr.	2L	Lexington, Ky./Scott County HS/South Kent Prep (Conn.)
5	Justin Jackson	F	6-8	230	Sr.	3L	Cocoa Beach, Fla./Arlington Country Day
25	Kevin Johnson	G	6-2	180	Fr.	HS	Cincinnati, Ohio/Summit Country Day School
23	Sean Kilpatrick	G	6-4	210	R-Sr.	3L	Yonkers, N.Y./White Plains HS/Notre Dame Prep (Mass.)
11	Jermaine Lawrence	F	6-9	205	Fr.	HS	Springfield Gardens, N.Y./Pope John XXIII HS (N.J.)
1	Deshaun Morman	G	6-3	190	Fr.	HS	Richmond, Va./Faith Baptist Christian (Fla.)
33	David Nyarsuk	C	7-1	250	Sr.	1L	Juba, South Sudan/Mountain State University (WVa.)
2	Titus Rubles	F	6-7	220	Sr.	1L	Dallas, Texas/Blinn College
15	Jermaine Sanders	F	6-5	210	Jr.	2L	Far Rockaway, N.Y./Rice HS
32	Jamaree Strickland	C	6-10	270	Fr.	HS	Oakland, Calif./Queen City Prep Acad. (N.C.)
3	Shaquille Thomas	F	6-7	205	R-So.	1L	Paterson, N.J./NIA Prep School
45	Zack Tobler	F	6-5	215	Fr.	HS	Fort Mitchell, Ky./Covington Catholic High School

COACHING STAFF
Head Coach: Mick Cronin (8th season at UC; 11th season overall)
Associate Head Coach: Larry Davis
Assistant Coaches: Darren Savino, Antwon Jackson
Director of Basketball Operations: Drew Seidenberger
Director of Student-Athlete Development: Mark Berger
Video Coordinator: T.J. Wolf
Program Assistant: Greg Youncofski
Assoc. Athletics Director/Sports Medicine: Bob Mangine
Head Athletic Trainer: Joe Rauch
Director of Strength & Conditioning: Mike Rehfeldt
Undergraduate Student Assistant Coach: JaQuon Parker

PRONUNCIATION GUIDE	
Troy Caupain	co-PAIN
Ge'Lawn Guyn	JEE-lawn Gwynn
Deshaun Morman	duh-SHAUN
David Nyarsuk	nahr-SOOK
Titus Rubles	ROO-bulls

ROSTER INFORMATION	
BY STATE/COUNTRY	
California	(1) Jamaree Strickland
Florida	(1) Justin Jackson
Kentucky	(2) Ge'Lawn Guyn, Zack Tobler
New Jersey	(1) Shaquille Thomas
New York	(3) Sean Kilpatrick, Jermaine Lawrence, Jermaine Sanders
Ohio	(2) Derek Cox, Kevin Johnson
Texas	(1) Titus Rubles
Virginia	(2) Deshaun Morman, Troy Caupain
South Sudan	(1) David Nyarsuk

BY CLASS	
True Freshmen	(6) Troy Caupain, Kevin Johnson, Jermaine Lawrence, Deshaun Morman, Jamaree Strickland, Zack Tobler
Sophomores	none
R-Sophomores	(1) Shaquille Thomas
Juniors	(2) Ge'Lawn Guyn, Jermaine Sanders
Seniors	(3) Justin Jackson, David Nyarsuk, Titus Rubles
R-Seniors	(2) Derek Cox, Sean Kilpatrick

BY HEIGHT	
7-1	David Nyarsuk
6-10	Jamaree Strickland
6-9	Jermaine Lawrence
6-8	Justin Jackson
6-7	Titus Rubles, Shaquille Thomas
6-5	Jermaine Sanders, Zack Tobler
6-4	Sean Kilpatrick
6-3	Derek Cox, Troy Caupain, Deshaun Morman
6-2	Ge'Lawn Guyn, Kevin Johnson

QUICK FACTS

GENERAL INFORMATION	
Location	Cincinnati, Ohio 45221
Founded	1819
Enrollment	42,656
Nickname	Bearcats
Colors	Red (PMS: 186) and Black
Arena (Capacity)	Fifth Third Arena (13,176)
Affiliation	NCAA Division I
Conference	American
President	Dr. Santa J. Ono
Alma mater/year	Chicago, '84
Director of Athletics	Mike Bohn
Alma mater/year	Kansas, '83
Faculty Representative	Dr. David M. Szymanski
Department of Athletics Phone	(513) 556-4603
Athletics Ticket Office Phone	(877) CATS-TIX

BASKETBALL STAFF	
Head Coach	Mick Cronin (Cincinnati '97)
Basketball Office Phone	(513) 556-5847
Associate Head Coach	Larry Davis (Asbury '78)
Assistant Coach	Darren Savino (Jersey City '94)
Assistant Coach	Antwon Jackson (Pikeville College '93)
Director of Operations	Drew Seidenberger (Cincinnati '09)
Dir. of Student-Athlete Devel.	Mark Berger (Cincinnati '01)
Video Coordinator	T.J. Wolf (Murray State '07)
Program Assistant	Greg Youncofski (Kansas '13)
Assoc. AD/Sports Medicine	Bob Mangine (Pittsburgh '73)
Head Athletic Trainer	Joe Rauch (Pittsburgh '05)
Dir. /Strength & Condition	Mike Rehfeldt (St. Cloud St. '05)
Administrative Assistant	Winona Shaw-Gunn

HISTORY	
First year of basketball	1901-02
All-time record (Entering 2013-14)	1,656-968 (.631)
NCAA appearances/last	27/2013
All-time record	43-26 (.623)
National Championships	2/1961, 1962
Final Four appearances/last	6/1992
Elite Eight appearances/last	8/1996
Sweet 16 appearances/last	10/2012
Conference Championships/last	37/2004
Postseason NIT appearances/last	10/2010
All-time record	8-10

TEAM INFORMATION	
2012-13 Record	22-12
BIG EAST Record	9-9 (T-9th)
Starters returning/lost	2 (Kilpatrick, Jackson)/3
Letterwinners returning/lost	8/5
Percent of scoring returning	56.9 (1,286 of 2,262)
Percent of rebounding returning	64.5 (786 of 1,219)

PREVIEWING THE GAME

- » The 15th-ranked University of Cincinnati men's basketball team plays its final home game of the 2013-14 season on Thursday when it welcomes No. 20 Memphis to Fifth Third Arena. The contest tips at 7 p.m. ET and will be broadcast on ESPN and 700 WLW.
- » The game is designated as UC's annual Ring of Red contest. Fans are encouraged to wear red.
- » Senior night festivities honoring seniors Derek Cox, Justin Jackson, Sean Kilpatrick, David Nyarsuk and Titus Rubles will begin around 6:30 p.m.
- » Cincinnati (24-5, 13-3 American) is looking to snap a mini two-game losing streak after suffering a 51-45 setback at UConn on Saturday. Kilpatrick led the Bearcats for the 15 consecutive game, pouring in 16 points to go with five rebounds. Shaquille Thomas added eight points and five rebounds. Rubles had six points and a game-high 13 rebounds.
- » Memphis (22-7, 11-5 American) is coming off a 72-66 home win over then-No. 7 Louisville on Saturday. Four Tigers scored in double figures led by Michael Dixon Jr.'s 19 points.
- » The Bearcats claimed a 69-53 win over the Tigers earlier this season on Jan. 4 at the FedEx Forum in Memphis. Kilpatrick had a game-high 18 points while Jackson added 13 points, eight rebounds and seven blocks.
- » UC's win in January snapped a four-game win streak for Memphis in the series. The Bearcats own a 37-31 series lead overall and a 19-10 advantage in Cincinnati.
- » A limited number of tickets remain for the home finale. Fans can purchase tickets at GoBEARCATS.com/tickets or by calling 1-877-CATS-TIX.

SCOUTING THE TIGERS

- » Memphis has won three of its last four games after defeating then-No. 7 Louisville 72-66 Saturday in Memphis.
- » The Tigers ranked first or second in the American in seven categories entering the week: assists (first at 17.8), scoring (second at 78.6 points), field-goal shooting (second at 48.6 percent), steals (second at 8.8), rebounding offense (second at 38.0), three-point shooting defense (second at 29.8), and assist-to-turnover ratio (second at 1.3).
- » Joe Jackson leads the Tigers and ranks 13th in the league, averaging 14.0 points. He also ranks among the conference leaders in assists (fourth at 4.6), minutes played (seventh at 32.7), steals (eighth at 1.7), and free-throw shooting (10th at 79.1 percent).
- » Shaq Goodwin ranks second on the team in scoring at 12.3 points per game. He is fourth in the league in field-goal shooting (58.7 percent) and blocks (1.9) and ninth in rebounding (6.7).
- » Michael Dixon Jr., ranks third on the team in scoring at 12.0 points per game. Among conference leaders, he ranks ninth in three-point shooting (39.6 percent) and 11th in field-goal shooting (48.3 percent).

THE MEMPHIS SERIES

- » Cincinnati leads the series with Memphis 37-31 overall. UC leads 19-10 in Cincinnati and 5-1 at neutral sites. Memphis leads 20-13 in Memphis.
- » Thursday marks only the fourth time in series history both teams are ranked in the AP Top 25 entering the game. All three previous meetings have come in Cincinnati.
- » The Tigers had won the last four meetings prior to UC's 69-53 victory at Memphis on Jan. 4.
- » Memphis has won the last two meetings at Fifth Third Arena: 91-81 on Dec. 3, 2005 and 79-69 on Dec. 19, 2007.
- » The Cincinnati-Memphis rivalry dates back to 1968. The two squads have played 68 previous times - UC's second-longest series with a team from the American (Louisville - 99 games). Sixty-four of the 68 contests in the UC-Memphis series have been played as conference games. The two teams played annually from 1976 through 2005 before renewing the series this season.
- » UC and Memphis have been in the same conference four previous times: Missouri Valley, Metro, Great Midwest and Conference USA.
- » The series began with a 75-68 UC win at Memphis on Jan. 22, 1968.

MATCHUP OF RANKED TEAMS

- » Thursday marks only the fourth time in series history both Cincinnati and Memphis are ranked in the AP Top 25 entering the game. All three previous meetings came in Cincinnati with the Bearcats winning each contest.

Date	Site	Result
3/6/04	FTA	No. 13 Cincinnati 83, No. 20 Memphis 79
2/29/96	FTA	No. 7 Cincinnati 71, No. 14 Memphis 66
1/31/77	RC	No. 12 Cincinnati 88, No. 20 Memphis 82
FTA- Fifth Third Arena at Shoemaker Center;		
RC- Riverfront Coliseum		

- » Thursday also marks only the second time in Fifth Third Arena history (since 1989-90) a ranked UC team has played back-to-back home games against ranked opponents.
- » During the 1995-96 season, Cincinnati was ranked No. 6 when it lost at home to No. 21 Louisville 72-66 on Feb. 22. After a road win at Tulane, UC returned home with a No. 7 ranking and knocked off No. 14 Memphis 71-66 on Feb. 29.
- » Two weeks ago, UC was ranked No. 7 when it suffered a 58-57 home loss to then-No. 11 Louisville on Feb. 22.

LAST MEETING: UC 69, NO. 18 MEMPHIS 53

- » **MEMPHIS** - Sean Kilpatrick scored 11 of his 18 points down the stretch and Cincinnati overcame early shooting woes to beat No. 18 Memphis 69-53 at the FedExForum.
- » Kilpatrick's scoring surge provided enough of a buffer to extend Cincinnati's winning streak to six straight, while Memphis saw an end to a three-game winning streak.
- » Justin Jackson finished with 13 points on 6-of-10 shooting, eight rebounds and a career high-matching seven blocks for Cincinnati, while Shaquille Thomas had 10 points.
- » Joe Jackson led Memphis with 13 points, but only had two in the second half. Michael Dixon added 12 points but was 4 of 12 from the field.
- » Cincinnati broke open a close game in the latter stages of the second half as Kilpatrick began scoring and Memphis

was stymied with 24 percent shooting in the final 20 minutes.

- » Cincinnati used a 13-3 rally to extend the lead to 52-42. Eleven straight points by Kilpatrick ran the lead to 69-51 with about a minute left.
- » The Bearcats, who were hovering under 30 percent shooting in the first half, connected on 14 of 24 shots in the second half, including missing only one of their five shots from outside the arc.

UC'S LAST GAME: UCONN 51, NO. 11 UC 45

- » **HARTFORD, Conn. (AP)** - UConn didn't score a basket in the last 7 1/2 minutes against No. 11 Cincinnati on Saturday, and still won the game.
- » Shabazz Napier scored 18 points and grabbed 11 rebounds to lead the Huskies to the 51-45 upset of the 11th-ranked Bearcats.
- » UConn held Cincinnati to just 13 baskets on 48 shots, while scoring 15 baskets on the same number of attempts.
- » It was the fewest points the Huskies have scored in a win in 12 years, and the fewest combined points since they beat Butler 53-41 in the 2011 NCAA championship game.
- » Napier, the Huskies' player of the year candidate, bested Cincinnati's, Sean Kilpatrick, who finished with 16 points, but was just 4 of 16 from the floor.
- » The Huskies scored 20 points off 20 Cincinnati turnovers.
- » UConn led by one at halftime. But the Bearcats had just one field goal in the first 7 1/2 minutes after intermission, and Connecticut went on a 13-4 run over the first 11 1/2 minutes of the second half to open up a 39-29 lead.
- » Connecticut's final field goal came with 7:39 left in the game, a Ryan Boatright dunk that made it 41-32.
- » Cincinnati chipped away, cutting the lead to 45-42 on a pair of free throws by Shaquille Thomas. The Bearcats had the ball trailing 47-43 with 36 seconds left. But Phil Nolan stepped in front of a Kilpatrick drive to the basket, drawing a charging foul. It was one of 39 fouls called in the game. The Bearcats were forced to foul again, and Napier sealed the win with a pair of free throws.
- » It was a game of big runs in the first half. UConn scored seven in a row and held Cincinnati without a point for more than seven minutes. But the Huskies hit just two of their first 15 shots.
- » The Bearcats trailed just 9-7 after Kilpatrick followed up on his missed layup. That started a 10-0 run that put Cincinnati up 15-9.
- » The Huskies countered with a 9-0 run before things settled down.
- » Kilpatrick had 12 of his points in the first half. His second 3-pointer of the game gave Cincinnati a 25-20 lead. It was the 300th 3-pointer of his career.
- » UConn scored the final six points before intermission, with Napier cutting through the Cincinnati defense to give the Huskies a 26-25 advantage at halftime.

SENIOR CLASS CONTRIBUTIONS

- » Cincinnati honors five seniors prior to Thursday's home finale against Memphis. Following are some of the Bearcats accomplishments over the past four seasons:
- » Has compiled the most successful four-year record of the Mick Cronin era (98-37).
- » Has registered four 20-win seasons.
- » Has participated in the NCAA tournament each season and advanced to the NCAA Sweet 16 in 2012.
- » Appeared in the 2012 BIG EAST Championship title game.
- » Has appeared in the AP Top 25 poll each of the past four seasons, climbing as high as No. 7 earlier this season.
- » Sean Kilpatrick redshirted his first season as a Bearcats and has been with the program for five seasons. Justin Jackson is finishing his fourth UC campaign. Titus Rubles and David Nyarsuk transferred into the program prior to last season. Walk-on Derek Cox joined the team prior to the start of the 2014 spring semester.

BEARCATS CONTINUE TO OWN HIGH NATIONAL RANKINGS

- » Cincinnati (24-5, 13-3 American) maintained a high national ranking this week. The Bearcats were listed at No. 15 in both the Associated Press and USA Today polls released on Monday.
- » The Bearcats have been ranked in the AP Top 15 in each of the last seven weeks - a Mick Cronin coaching era high. It marks the longest stretch since the 2003-04 squad was listed in the Top 15 for eight straight weeks.
- » UC was No. 11 last week, No. 7 on Feb. 17, No. 10 on Feb. 10 and No. 7 on Feb. 3.
- » UC has been ranked in the top 25 of the AP poll each of the last nine weeks.
- » The Bearcats have been ranked during 20 of the last 38 weeks (dating back to the 2012-13 preseason poll).
- » UC received only one vote in the preseason AP poll.
- » UC has been ranked in the AP poll at some point during each of the past four seasons and climbed as high as No. 8 last season. The Bearcats were ranked for 13 weeks in both the AP and USA Today polls a year ago - a Mick Cronin-era high.
- » UC has appeared in the AP poll 386 times in the poll's history, 12th most in the nation.

BEARCATS ARE ONE OF NATION'S BIGGEST SURPRISES

- » Cincinnati received only one vote in the preseason Associated Press poll but is ranked No. 15 this week. Following is a look at where some of the current AP Top 25 teams were listed in the preseason:

Team	Preseason rank	Current rank
San Diego State	None	No. 10
Iowa State	None	No. 16
Cincinnati	No. 46	No. 15
SMU	None	No. 18
Saint Louis	No. 44	No. 17
Villanova	No. 33	No. 6
Virginia	No. 24	No. 5

BEARCATS EYEING THEIR FIRST CONFERENCE TITLE SINCE 2003-04

- » Cincinnati enters the final week of American Athletic Conference play tied with Louisville for first place in the league standings at 13-3. SMU is a game behind at 12-4, while UConn and Memphis are both within striking distance to tie for the regular-season crown at 11-5.
- » Entering play on Monday, three teams - Louisville, Cincinnati and SMU - had the chance to win the regular-season title outright. The possibilities still exist for a two-, three-, four-, or five-way tie for the championship.
- » A pair of victories this week guarantees the Bearcats at least a share of their first conference title since the 2003-04 squad claimed the Conference USA regular-season title with a 12-4 league mark.
- » A conference title for the Bearcats would mark Mick Cronin's second regular-season conference crown. He won the 2005-06 Ohio Valley Conference title in his last of three seasons at Murray State.
- » UC has clinched one of six opening-round byes in the conference tournament March 12-15 at the FedExForum in Memphis, Tenn. The Bearcats will play their first game in the tournament quarterfinals on March 13.

DEFENSE BY DESIGN

- » In NCAA statistics through March 3, UC ranked third in the nation allowing only 57.2 points per game.
- » The Bearcats also ranked in the Top 25 nationally in field goal percentage defense (16th at .391); total steals (16th at 228); turnover margin (21st at 3.2); scoring margin (21st at 11.2); steals per game (22nd at 8.1); offensive rebounds (22nd at 13.7); and total blocks (25th at 161).
- » UC's 57.2 points allowed are the fewest by a Bearcats squad since the 1962-63 season (52.9) when UC finished as runners up in the NCAA tournament.
- » In four games against ranked teams, the Bearcats have held their opponents to an average of 22.5 points below their scoring average. Each game marked a season low in points for UC's opponent.
- » UC held then-No. 11 Louisville to a season-low 58 points on Feb. 22, but lost. The Cardinals entered the game averaging 83.0 points.
- » Then-No. 22 UConn entered the Feb. 6 game at UC averaging 76.1 points but was held to a season-low 58 points in the Bearcats' 63-58 victory.
- » UC limited then-No. 12 Louisville - the American's leader in scoring at 83.2 points - to 66 points (tying a season low at the time) in its 69-66 win at Louisville on Jan. 30. The Bearcats held the Cardinals without a basket during the final 5:00 of the game.
- » Then-No. 18 Memphis was averaging 82.8 points but was held to a season low 53 in UC's 69-53 win at Memphis on Jan. 4. The Bearcats held the Tigers to 33.3 percent shooting from the field (21 of 63), including a 24.3 percent clip (9 of 37) in the second half. Memphis managed 2-of-17 shooting (11.8 percent) from three-point range for the contest.
- » UC's opponent has shot better than 32 percent from three-point range only four times in 16 conference games this season. Temple shot 41.7 percent from long range in both meetings (5 of 12 on Jan. 14 and 10 of 24 on Jan. 26) while Houston made 47.4 percent of its three-pointers (9 of 19) on Jan. 7 and SMU hit 42.9 percent from beyond the arc (3 of 7) in the league opener on Jan. 1.
- » The Bearcats held Rutgers without a basket over the final

11:45 of the game in UC's 71-51 win on Jan. 11. The Scarlet Knights shot 23.1 percent (6 of 26) from the field during the second half.

- » UC held UConn without a field goal over the final 7:39 of the game on March 1 in Hartford, Conn., but the Huskies pulled out a 51-45 victory.
- » UC held its opponent under 50 points in back-to-back games (a 44-43 win vs. Pittsburgh on Dec. 17 and a 69-48 win over Middle Tennessee on Dec. 21) for the first time since a 54-41 win over Savannah State (Nov. 24, 2010) preceded a 63-34 victory over Dayton (Nov. 27, 2010).
- » UC allowed only 23 made field goals combined against Middle Tennessee (12) and Pittsburgh (11). It marked the lowest combined field goals by the opponent in back-to-back games during the Mick Cronin era. The previous low was 28 registered against Savannah State (16 on Nov. 24, 2010) and Dayton (12 on Nov. 27, 2010).
- » Pitt's 11 made field goals were the third fewest allowed to an opponent by UC during the Mick Cronin era. The Bearcats surrendered only 10 made field goals against NC A&T (Nov. 18, 2012) and West Virginia (Jan. 30, 2008).

HOLDING OPPONENTS UNDER 70 POINTS

- » Cincinnati has held its opponents under 70 points in 27 of 29 games this season. Earlier this season the Bearcats owned the nation's longest streak - holding foes under 70 points for 27 consecutive games until Jan. 26 when Temple managed 76 points in the Bearcats 80-76 win in Philadelphia. SMU also managed 76 points in its win in Dallas on Feb. 8.
- » It was the nation's longest active streak and the second longest such streak at UC since 1950. Only a 35-game stretch beginning with the 1962 NCAA tournament championship game win over Ohio State (71-59 on March 24, 1962) and ending with a win at Denver two seasons later (64-48 on Dec. 20, 1963) was longer.
- » The Bearcats had not surrendered more than 67 points in a game all season until the Temple contest.
- » The 76 points scored by Temple were the most by a UC opponent since Ohio State won 81-66 in the 2012 NCAA Sweet 16 matchup on March 22. A span of 55 games.
- » UC has held the opponent under 70 points in 52 of the last 56 contests since a 78-70 win over Iowa State (Nov. 23) in Las Vegas last season.
- » The most points UC allowed last season were 73 at UConn in a 73-66 overtime loss on Feb. 21 in Hartford, Conn.
- » UC has surrendered 80 or more points only four times since the start of the 2010-11 campaign (128 games).
- » The Bearcats have held an opponent under 50 points in 28 games during the Mick Cronin era (six times this year).

MEMORABLE SEASON AT FIFTH THIRD ARENA

- » Cincinnati wraps up a memorable home season at Fifth Third Arena on Thursday against Memphis.
- » The Bearcats won their first 17 home games this season before suffering a 58-57 setback to then-No. 11 Louisville on Feb. 22. It marked the most consecutive home wins to start a season in arena history.
- » The Louisville home loss snapped a 19-game home win streak overall dating back to the final two home games of last season.
- » A win over Memphis would give UC 18 home wins on the year - tying for the second most single-season wins at Fifth Third Arena.
- » UC has recorded sellouts (capacity 13,176) in each of its last two games. A sellout against Memphis would mark

- the first time since the 2004-05 season that Fifth Third Arena was at capacity for three consecutive games.
- » Cincinnati recorded its first sellout since the 2011-12 campaign against Houston (Feb. 15) with a capacity crowd of 13,176. It marked the first sellout since a 60-56 win over then-No. 17 Louisville on Feb. 23, 2012.
- » Cincinnati has averaged 10,921 during league play this season.

MOST WINS IN A SEASON AT FIFTH THIRD

Rk	Final Record	Year	Coach
1.	19-1	1997-98	Huggins
2.	18-2	1993-94	Huggins
3.	17-1	2013-14	Cronin
T4.	15-0	2001-02	Huggins
	15-2	2004-05	Huggins
	15-3	2010-11	Cronin
	15-5	2005-06	Kennedy

ANOTHER 25-WIN SEASON?

- » UC enters the Memphis game with an overall record of 24-5, one win shy of recording at least 25 wins for the third time in the last four seasons (first time since 1999-2002).
- » It would mark the 22nd time in school history UC has recorded 25 or more wins in a season.
- » The win at Louisville (Jan. 30) gave UC at least 20 wins in a season for the fourth consecutive year. The Bearcats were 26-9 in 2011; 26-11 in 2012 and 22-12 a year ago.
- » The last time the Bearcats won at least 20 games in four consecutive seasons was 1999-2002 under Bob Huggins.
- » Eight UC head coaches have recorded at least one 20-win season in school history. Mick Cronin joins Huggins as the only UC coaches to string together at least four consecutive 20-win campaigns. George Smith (1958-60), Ed Jucker (1961-63) and Gale Catlett (1975-77) had as many as three consecutive 20-win seasons.
- » UC has won 20 or more games in 32 seasons in its history.
- » UC reached 20 wins in only 22 games this season following a 69-66 win at No. 12 Louisville on Jan. 30. It was the earliest UC recorded win No. 20 since the 2001-02 campaign. That squad started 20-1, claiming No. 20 against East Carolina 75-48 at home on Jan. 29.

BEARCAT TIP-INS

- » UC's 98 wins since the start of the 2010-11 season are the most during a four-year span since the Bearcats won 98 from 2002-2005 under Bob Huggins. UC won 102 games from 2001-2004. The school record for most wins over four consecutive seasons is 112 (1999-2002).
- » The Bearcats are a combined 98-37 (.726) since the start of the 2010-11 campaign with three trips to the NCAA tournament and an appearance in the 2012 NCAA Sweet 16. UC was 26-9 in 2011, 26-11 in 2012 and 22-12 a year ago.
- » A win over the Tigers on Thursday would give the Bearcats as many as 14 conference wins in a season for only the fourth time in school history (16-0 in 1999-2000; 14-2 in 1997-98 and 14-2 in 2001-02). UC has won as many as 13 league games seven times (including 2013-14).
- » UC finished 9-0 in January for the first time since 1999-2000 (9-0) and registered as few as two losses during January and February combined (13-2) for the first time since 2001-02 (14-2).
- » The Bearcats held UConn to 31.3 percent shooting from the field in their 51-45 loss to the Huskies on Saturday

- in Hartford, Conn. It was only UC's third loss in its last 67 games when holding the opponent under 40 percent shooting from the field.
- » Sean Kilpatrick has led UC in scoring in each of the last 15 games and in 26 of 29 contests this season. He has been the game's top scorer in 12 of 16 league games.
- » Five American Athletic Conference teams are ranked in this week's Associated Press poll - more than any other conference in the nation. The Atlantic Coast Conference and Big 10 Conference have four teams each. The American teams in this week's poll are No. 11 Louisville, No. 15 Cincinnati, No. 18 SMU, No. 19 UConn and No. 20 Memphis. The league also had five teams in the AP Top 25 three weeks ago.
- » The 2013-14 freshman class was ranked among the Top 25 in the nation by several recruiting services, including Rivals.com and Scout.com. The class was led by freshman forward Jermaine Lawrence who was tabbed a five-star prospect and among the Top 25 players overall according to four recruiting services.
- » Cincinnati is one of 23 programs in the nation to participate in the NCAA tournament each of the past three seasons (joining Belmont, Duke, Florida, Georgetown, Gonzaga, Kansas, Kansas State, Louisville, Marquette, Memphis, Michigan, Michigan State, Missouri, North Carolina, Notre Dame, Ohio State, San Diego State, Syracuse, Temple, UNLV, VCU and Wisconsin).

CRONIN A FINALIST FOR HENRY IBA AWARD

- » UC head coach Mick Cronin was named a finalist for the Henry Iba National Coach of the Year Award by the United State Basketball Writers Association on Thursday. The winner will be announced on March 24. The award winner will be formally presented his award at the Devon Energy College Basketball Awards on Monday, April 14 in Oklahoma City, Okla.
- » **OTHER NOTABLES:** With UC's win at Louisville on Jan. 30, head coach Mick Cronin moved into sole possession of second place for most wins at Cincinnati. Cronin now has 159 wins in eight seasons with the Bearcats. He moved past George Smith (154-56 from 1953-1960) for second. Bob Huggins (399-127 from 1990-2005) ranks first.
- » The Bearcats' 71-51 win against Rutgers (Jan. 11) marked the 150th win at Cincinnati for Cronin.
- » Cronin is only the second coach in UC history to post four consecutive 20-win seasons, joining Bob Huggins (11 from 1992-2002).
- » This season Cronin has wins over three former NBA coaches: Larry Brown (SMU/Denver/New Jersey/San Antonio/L.A. Clippers/Indiana/Philadelphia/Detroit/N.Y. Knicks/Charlotte), Eddie Jordan (Rutgers/Philadelphia/Washington/Sacramento) and Rick Pitino (Louisville/N.Y. Knicks). Brown and Pitino also are members of the Basketball Hall of Fame.
- » Cronin, who served as an associate head coach under Pitino for two seasons (2002-03) at Louisville, is 5-7 as a head coach against Pitino. Pitino's other former assistant coaches are a combined 5-28.

CRONIN PILING UP WINS

- » UC head coach Mick Cronin leads the nation in career Division I victories among college head coaches age 42 or younger. Cronin, who turned 42 in July, entered the season with a career record of 204-124 (.622). Prior to the 2013-14 season, Cronin ranked ahead of Marquette's Buzz Williams (136-71: turned 42 in September); Auburn's Tony Barbee (117-111: turned 42 in August) and Memphis' Josh Pastner (106-34: turned 36 in September).
- » Cronin entered the year ranked fifth in the nation among active coaches for most DI wins among coaches 45 or younger and 19th among coaches younger than 50.
- » His 204 career wins prior to turning 42 ranked ahead of some notable current and former coaches: Jim Calhoun (had amassed 200 wins at 42); Denny Crum (186); Eddie Sutton (176); John Wooden (128) and Roy Williams (103).

KILPATRICK LEADING THE WAY

- » A prolific scorer and outstanding team leader who possesses an unrivaled work ethic, senior guard Sean Kilpatrick has been an important component of the Cincinnati program since his arrival.
- » He has been a key aspect in the Bearcats return to the national stage, playing in every game during his career while helping Cincinnati to a 98-37 (.726) record and three consecutive trips to the NCAA tournament (including the 2012 NCAA Sweet 16) since the start of 2010-11.
- » A three-time All-BIG EAST selection (2011 All-Rookie Team; 2012 & 2013 Second Team All-BIG EAST), Kilpatrick was tabbed First Team All-American Athletic Conference in the preseason by the league's coaches.
- » Kilpatrick has been named a finalist for the Oscar Robertson Trophy (one of 15 players) and a semifinalist for the Naismith Trophy (one of 10 players).
- » He was one of 12 players nationally to be selected by USA Basketball to compete in the 2013 World University Games in Kazan, Russia this summer.
- » On pace to graduate with a degree in criminal justice this spring, Kilpatrick has made it a point to give back to both the Cincinnati and White Plains, N.Y., community during his collegiate career. He has visited patients at the UC Children's Hospital multiple times to encourage and simply spend time with the sick. He has spoken with elementary school children in Cincinnati and White Plains, N.Y., about the importance of responsibility and staying in school. Kilpatrick also has assisted incoming freshmen move their belongings into campus dormitories as part of the UC's Helping Hands program.

KILPATRICK'S RANKINGS (NATION/LEAGUE)

- » In NCAA statistics entering the week, Sean Kilpatrick was seventh in career three-pointers made (300) and ranked eighth in career points (2,034) among active players. For the 2013-14 season, Kilpatrick ranks 21st in the nation in scoring with 590 points.
- » Through Tuesday, he leads the American in scoring (20.3 points per game) and three-pointers made (2.8 per game) and is fourth in free-throw shooting (85.1 percent).

KILPATRICK'S CHASE ON THE UC CHARTS

- » Senior Sean Kilpatrick will close out his standout career at Cincinnati among the school's best in several categories.
- » Kilpatrick became only the second player in school history to eclipse 2,000 career points when he scored a game-high 28 points against Louisville on Feb. 22. The legendary Oscar Robertson holds the school record for career points with 2,973 from 1958-60.
- » With 590 points this season, Kilpatrick is just the third UC player to score at least 500 points in three consecutive seasons. He scored 577 points as a junior and 528 points as a sophomore. The only other Bearcats to accomplish the feat are Oscar Robertson (1,011 points in 1959-60; 984 points in 1957-58; and 978 points in 1958-59) and Danny Fortson (703 points in 1996-97; 664 points in 1995-96 and 514 points in 1994-95).
- » He is 10 points shy of becoming the 13th player in UC history to score 600 or more points in a season and the first since Danny Fortson tallied 703 points during the 1996-97 campaign.
- » Kilpatrick has made 300 three-pointers during his career and ranks as one of only three players in UC history to make 300 or more. (Deonta Vaughn made 313 three-pointers [2007-10] while Darnell Burton made 306 [1994-97].)
- » The fifth-year senior has played in every UC game (135) in his career (since 2010-11) and set the school record for consecutive games played on Feb. 15 against Houston. (Keith Gregor played in 131 consecutive games [1993-96].)
- » He is also four games shy of tying the school record for career games played. (Cashmere Wright played in 139 games [2010-13].)
- » With 4,131 career minutes of action entering the Memphis game, Kilpatrick is only the second player in UC history to log as many as 4,000 career minutes played. (Deonta Vaughn played 4,310 career minutes [2007-10].)
- » See chart on page 13 for a complete listing of Kilpatrick's rankings in several UC career statistical categories.
- » Kilpatrick has scored 20 or more points in 16 games this season, including season-high 29 points at Temple on Jan. 26. He has scored 28 points in three other games.
- » He has been the Bearcats' top scorer in 26 of 29 games this season and in 68 games during his career.
- » He has scored in double figures in 61 of the last 65 games dating back to an 18-point effort against Florida State in the third round of the 2012 NCAA tournament.
- » He has scored 10 or more points 105 times at UC.

KILPATRICK NAMED A FINALIST FOR OSCAR ROBERTSON TROPHY; SEMIFINALIST FOR NAISMITH TROPHY

- » Senior guard Sean Kilpatrick was named a finalist for the Oscar Robertson Trophy by the United States Basketball Writers Association on Feb. 27. He is one of 15 outstanding players selected. The winner will be announced on April 4 at the Final Four.
- » Kilpatrick was also named a semifinalist for the Naismith Trophy (one of 10 players honored) on Feb. 28. From March 3-17, the voting academy will select four finalists from this group to be announced on March 23.
- » He was also named to the John R. Wooden Award Preseason Top 50 list but was left off the Midseason Top 25 list. He is listed among the seven most-talked about players left off the list. Players not on the

Midseason Top 25 can be included on the final ballot of 15 players. ESPN.com and the Los Angeles Athletic Club announced the initial Wooden Award list on Nov. 12.

JACKSON MOST IMPROVED PLAYER?

- » Senior forward Justin Jackson is enjoying his best season at UC and continues to turn heads over his increased production.
- » Jackson, who averaged 3.8 points, 5.1 rebounds and 1.4 blocks as a junior has increased his output this season, averaging 11.0 points, 6.9 rebounds and 2.97 blocks.
- » The energetic and athletic Jackson is averaging career highs in minutes played (26.7), points (11.0), rebounds (6.9) and blocks (2.97). He is shooting his single-season best from the field at 55.9 percent (132 of 236). He leads UC in rebounding, blocks and steals (1.7).
- » He has six doubles-doubles on the season (second most in the league).
- » His thunderous second-half dunk in the UMass Lowell game was No. 4 on ESPN SportsCenter's Top 10 on Nov. 26.
- » Always an active player, Jackson has hurdled into or over the courtside fan seating area or media press row tables on seven occasions this season. He also blew out a shoe in the Chicago State game and took time out to mop the floor during the Middle Tennessee contest.

JACKSON'S RANKINGS (NATION/LEAGUE)

- » Entering Monday, Justin Jackson ranked 16th in the nation in total blocks (86) and 19th in blocks per game (2.97).
- » Jackson is listed among the American Athletic Conference leaders in blocks (first at 3.0), offensive rebounds (second at 3.2), field-goal shooting (fifth at 55.9 percent), rebounds (t-sixth at 6.9) and steals (sixth at 1.7).
- » He tied a career-high with seven blocks at No. 18 Memphis (Jan. 4) and against UCF (Jan. 23).
- » Jackson's 206 career blocks rank fourth in school history behind only Kenyon Martin (292 from 1997-2000), Eric Hicks (256 from 2003-06) and Jason Maxiell (252 from 2002-05). He has recorded three or more blocks in 17 of 29 games this season.

JACKSON NAMED PLAYER OF WEEK THREE CONSECUTIVE TIMES

- » Jackson became the first player in the nation to earn conference player of the week distinction for three consecutive weeks when the American tabbed UC's forward with the award on Dec. 23, Dec. 30 and Jan. 6.
- » During the stretch Jackson averaged 15.3 points while shooting 61.9 percent from the field (39 of 63) to go with 9.7 rebounds, 4.3 blocks, 2.2 steals and 2.2 assists.
- » He claimed American Athletic Conference Player of Week honors initially on Dec. 23 after netting a game-high 12 points to go with nine rebounds against Pittsburgh (Dec. 17) and posted his third double-double of the season with 16 points and 12 rebounds against Middle Tennessee (Dec. 21).
- » He earned the award again the following week (Dec. 30) after matching a career high with 19 points on 9-of-14 shooting and pulled down a career-best 13 rebounds to with four blocks against Chicago State (Dec. 23) and registered 15 points, 10 rebounds, four blocks and two steals against Nebraska (Dec. 28).
- » Jackson claimed the award for a third consecutive time after averaging 15.0 points, 7.0 rebounds, 6.0 blocks, 3.0

steals, 2.5 assists and shot 57.9 percent from the field (11 of 19) in wins over SMU and Memphis. He scored a game-high 17 points, shooting 5 of 9 from the field and making a career-best seven free throws to go with six rebounds, five blocks and a career-best five steals in UC's 65-57 home win over SMU on Jan. 1. He then poured in 13 points on 6-of-10 shooting to go with eight rebounds and a career-high-tying seven blocks in UC's 69-53 win at No. 18 Memphis on Jan. 4.

» He was named to the American Honor Roll on Nov. 25 after tallying 19 points, nine rebounds, five blocks and three steals against Campbell (Nov. 20).

RUBLES' NUMBERS ARE UP

- » Like Jackson, senior forward Titus Rubles is enjoying his best season as a Bearcat in 2013-14. He is averaging career highs in minutes played (28.5), points (7.0) and rebounds (6.6).
- » Rubles is tied for fifth in the American in rebounding since the start of league action (7.4 per game). He grabbed a career-high 14 rebounds against Louisville on Feb. 22 and pulled down a game-high 13 rebounds at UConn on March 1. He also pulled down 10 or more rebounds in three consecutive league games in mid-January and has claimed least six rebounds in 12 of UC's last 16 contests.
- » This season Rubles ranks among the league leaders in rebounds (10th at 6.6), steals (12th at 1.4) offensive rebounds (11th at 2.4) and defensive rebounds (seventh at 4.2).
- » Rubles' 42 steals rank second on the team while his 60 assists rank third.
- » Rubles' follow basket with 4.2 seconds left helped UC outlast Pittsburgh 44-43 in the Jimmy V Classic at Madison Square Garden in New York City on Dec. 17.
- » He registered his first double-double of the season against Temple (Jan. 14), posting 13 points and a career-high 12 rebounds.
- » Rubles was named a team captain along with Sean Kilpatrick and Justin Jackson in mid-November.

GUYN GROWING AS POINT GUARD

- » Starting point guard Ge'Lawn Guyn is continuing to grow into a solid point guard for the Bearcats. The junior has started every game for UC in his first season of consistent minutes after backing up former Bearcats floor leader Cashmere Wright the past two years.
- » Guyn has had the most consistency of his career over the past nine games, averaging 5.3 points and 2.7 rebounds while shooting 38.3 percent from the field (20 of 51) and 41.4 percent from beyond the arc (12 of 29).
- » He is UC's best three-pointer (percentage basis), has recorded 11 steals, and committed only 13 turnovers in 204 minutes during the stretch.
- » Guyn has made at least one three-pointer in 12 of 16 conference games this season.
- » Guyn handed out a season-high four assists with only one turnover in a season-high 28 minutes against UConn on Feb. 6.

CAUPAIN STEADY AT THE POINT

- » Reserve freshman guard Troy Caupain is averaging 19.1 minutes off the bench for the Bearcats and is sixth on the team in scoring at 5.6 points per game. He is shooting 34.6 percent from beyond the arc (18 of 52) and 76.2 percent from the free-throw line (48 of 63) this season.
- » Caupain ranks second on the team with 67 assists this season. He handed out a career-high nine assists with only two turnovers in 24 minutes at Temple on Jan. 26. It marked the most assists by a Bearcat in a game this season. He dished out six assists with no turnovers at UCF on Feb. 19.
- » He has 39 assists with only 20 turnovers in league play.
- » He ranks second on the team in three-point shooting and free-throw shooting.

SANDERS INCREASING HIS IMPACT

- » Reserve junior forward Jermaine Sanders has become a dependable contributor for the Bearcats over the last 19 games, averaging 6.4 points and 3.4 rebounds while shooting 45.7 percent from the field (42 of 92) and 40.0 percent from three-point range (22 of 55). During the stretch he leads UC in three-point shooting and is fourth in scoring.
- » Sanders ranks 14th in the American in three-point shooting at 37.2 percent (29 of 78) this season. He has made at least one three-pointer in 13 of the last 18 games.
- » Sanders registered his first career double-double with career highs for points (14) and rebounds (15) against Chicago State on Dec. 23.
- » He is averaging career-high numbers for minutes (21.6), points (5.8) and rebounds (3.4) this season.

FIFTH THIRD ADVANTAGE

- » Fifth Third Arena, home of the Bearcats since the 1989-90 season, is celebrating its 25th anniversary this season. UC's Dec. 3rd contest against USC Upstate marked the 400th game played in the facility.
- » UC is 338-73 (.822) all-time in the arena, including an 100-37 (.730) mark during the Mick Cronin coaching era.
- » The Bearcats won their first 17 home this season -- the best start in Fifth Third Arena history -- before dropping a 58-57 decision to then-No. 11 Louisville on Feb. 22. Including two wins from the end of last season, the Bearcats had won 19 consecutive games at Fifth Third Arena, the longest streak during the Mick Cronin era.
- » UC has won 50 of its last 54 nonconference regular-season home games with losses coming against New Mexico (12/27/12), Marshall (73-69 [OT] on 11/25/11), Presbyterian (56-54 on 11/19/11) and Xavier (76-66 on 12/13/08).
- » UC owns a 62-9 (.873) home record against nonconference foes during the Mick Cronin coaching era.

UC WIN-LOSS STATS COMPARISON

Category	Wins (24)	Losses (5)
Points	71.9	51.6
FG%	44.5	30.6
3FG%	34.6	25.5
FG% Defense	37.8	45.7
3FG% Defense	30.6	37.5
Rebounds	37.1	34.2
Opp Rebounds	31.4	32.8
Rebounding Margin	+5.7	+1.4
Assists	13.8	7.0
Turnover Margin	+3.9	+0.0
Steals	8.2	7.8

- SEASON NOTES -

AMERICAN ATHLETIC CONFERENCE HOOPS

- » The 2013-14 basketball campaign marks the inaugural season of the American Athletic Conference. The league consists of 10 teams including five members of the former BIG EAST Conference (Cincinnati, Connecticut, Louisville, Rutgers and USF), four former members of Conference USA (Houston, Memphis, SMU and UCF) and Temple from the Atlantic 10 Conference. The 2014-15 campaign sees the addition of East Carolina, Tulane and Tulsa while Louisville and Rutgers are scheduled to exit.

SUCCESS FOLLOWS BEARCATS

- » The American marks UC's sixth conference (also had independent status 1971-75) since the Bearcats joined the Missouri Valley Conference prior to the 1957-58 season.
- » **MISSOURI VALLEY (1958-1970)** - Seven league titles ... two national championships (1961, 1962) ... five straight final fours (1959-1963) ... eight 20-win seasons ... Connie Dierking (1958), Ralph Davis (1960), Bob Wiesenbahn (1961), Paul Hogue (1961, 1962), Tom Thacker (1963), Tony Yates (1963), Ron Bonham (1963, 1964) and George Wilson (1963) received All-American recognition with Wilson playing on the U.S. 1964 Olympic gold medal team.
- » **INDEPENDENT (1971-75)** - Reached the Sweet 16 (1975) ... one 20-win season ... Jim Ard (1970) and Lloyd Batts (1973) were honorable mention All-Americans.
- » **METRO CONFERENCE (1976-1991)** - Two league tournament championships ... three NIT appearances ... three 20-win seasons ... Steve Collier (1976), Gary Yoder (1977), Bob Miller (1978) and Pat Cummings (1979) earned All-American recognition.
- » **GREAT MIDWEST CONFERENCE (1992-95)** - Final Four appearance (1992) ... Elite Eight appearance (1993) ... four NCAA tournament appearances ... two league regular-season titles and four tournament titles ... four 20 win seasons ... Herb Jones (1992) and Nick Van Exel were honorable mention All-Americans.
- » **CONFERENCE USA (1996-2005)** - One Elite Eight (1996) appearance ... two NCAA Sweet 16 (1996, 2001) appearances ... 10 consecutive NCAA tournament appearances ... eight regular-season league titles and four league tournament titles ... nine seasons with 20 or more wins ... Danny Fortson, Ruben Patterson, Bobby Brannen, Melvin Levett, Logan, Martin and Pete Mickeal were named of All-Americans.
- » **BIG EAST CONFERENCE (2006-2013)** - One NCAA Sweet 16 appearance ... three NCAA tournament appearances ... four 20 win seasons

FORMER BEARCATS ALL-AMERICAN

CONNIE DIERKING DIES

- » Former UC all-American and 10-year NBA veteran Connie Dierking died on Dec. 29 at age 77.
- » Dierking averaged 12.7 points and 13.5 rebounds, helping the Bearcats to a 57-19 combined record during his three-year UC career (1956-58).
- » He was a co-captain on the 1957-58 squad that made the school's first NCAA tournament appearance. The center from Brooklyn, N.Y., averaged a double-double with 15.8 points and 14.9 rebounds during the 1957-58 campaign and, along with Oscar Robertson, helped guide the Bearcats to a 25-3 overall record and UC's first Missouri Valley Conference championship. Dierking was named a second-team All-American by the Newspaper Enterprise Association and was a first-team All-MVC selection.
- » As a junior, Dierking led the Bearcats in scoring (18.5 points) and rebounding (18.8) while directing UC to the National Invitation Tournament and 15-9 overall record. He ranked 14th in the nation in rebounding as a junior. Dierking still ranks first at UC for most rebounds in a game, grabbing 33 against Loyola (La.) on Feb. 16, 1957.
- » The Syracuse Nationals selected Dierking as the fifth pick overall in the first round of the 1958 NBA Draft. He played 10 seasons overall in the NBA, averaging 10.0 points and 6.7 rebounds.

JAQUON PARKER JOINS STAFF

- » Former UC guard JaQuon Parker returned to the Bearcats basketball program as an undergraduate student assistant coach on Dec. 12.
- » Parker, who played for the Bearcats from 2010-13, signed with a professional basketball team in Finland in June and later played briefly in the NBA Developmental League.
- » Parker averaged 7.1 points and 3.9 rebounds during his four-year career with the Bearcats. As a senior, he averaged a career-best 10.9 points and shot 40.0 percent (40 of 100) from three-point range. He helped lead the Bearcats to 93 wins, three 20-win seasons, three NCAA tournament appearances (including the 2012 NCAA Sweet 16) and a BIG EAST Championship runner-up finish during his career.

JEREMIAH DAVIS III LEAVES UC;

ENROLLS AT BALL STATE

- » Sophomore guard Jeremiah Davis III decided to leave the University of Cincinnati and the men's basketball program and return to his hometown of Muncie, Ind., it was announced on Dec. 12.
- » "Due to the extremely difficult situation that my family has endured with losing everything in a house fire, I've decided to go home," Davis said. It's important to be with my family at this time."
- » "Jeremiah informed me that he needs to be with his family at this time, which I totally understand," UC head coach Mick Cronin said. "I appreciate his efforts as a Bearcat. He was a hard-working player who was on track to graduate after three years. We wish him nothing but the best."
- » Davis had seen action in six games off the bench for the Bearcats, averaging 5.0 minutes this season. He sat out the 2012-13 campaign after four games due to a wrist injury and is currently seeking a medical hardship. As a freshman during the 2011-12 season, he played in 27 games, averaging 2.5 points and 0.9 rebounds in 7.9 minutes.
- » Ball State announced that Davis joined its program on Jan.

3. Though he will not be immediately eligible to play, Davis will be able to practice with the Cardinals during the spring semester.

TALENTED TRIO SIGNS WITH UC

- » Mick Cronin announced Nov. 13 the signing of three talented prospects – Quadri Moore (pronounced QUAD-dree), Gary Clark and Coreontae DeBerry (pronounced COREY-on-tay) – who have signed national letters of intent to attend UC and play basketball in 2014-15.
- » Moore, a 6-foot-8, 230-pound forward from Linden, N.J., averaged 14.6 points, 5.7 rebounds and 1.1 blocks while making 19 three-pointers as a junior at Linden High School. Tabbed a four-star prospect by multiple recruiting websites, Moore is listed No. 28 among the top forwards in the nation by ESPN and ranked No. 103 overall nationally by Rivals.com.
- » Clark, a 6-foot-7, 215-pound forward from Clayton, N.C., averaged 24.0 points, 14.0 rebounds and 4.0 blocks while leading Clayton High School to the 4A Eastern Regional semifinals as a junior. He averaged nearly 32 points in the playoffs while earning Associate Press All-State accolades and Greater Neuse River 4A Conference Player of the Year honors. Clark is listed as a four-star prospect and one of the Top 80 players in the nation by ESPN while Rivals.com and 247Sports.com list him among the Top 150.
- » DeBerry, a 6-foot-10, 270-pound center from Holland, Mich., averaged 9.2 points and 4.4 rebounds in 12.7 minutes during the 2012-13 season at Mott College in Flint, Mich. He is playing the 2013-14 campaign at junior-college power Hutchinson Community College in Hutchinson, Kan. He averaged 16.1 points as a senior at Holland High School during 2011-12. DeBerry will have two seasons of eligibility at Cincinnati.

AMERICAN ATHLETIC CONFERENCE COACHES PICK BEARCATS FOURTH

- » UC was picked fourth in the American Athletic Conference preseason coaches' poll the league announced Oct. 16 at its inaugural men's basketball media day at FedExForum.
- » UC received 58 points to finish behind predicted league champion, Louisville (81 points), UConn (69) and Memphis (68). Temple was picked fifth with 40 points, followed by SMU (39), Houston (28), USF (27), UCF (24) and Rutgers (16) in the 10-team conference.

KILPATRICK NAMED PRESEASON FIRST TEAM ALL-AMERICAN CONFERENCE

- » UC senior guard Sean Kilpatrick was selected preseason first team All-American Conference by the league coaches at the inaugural men's basketball media day on Oct. 16 at FedExForum.
- » Kilpatrick was joined on the first team by UConn's Shabazz Napier, Louisville's Chane Behanan and Russ Smith and Memphis' Joe Jackson.
- » Kilpatrick is a three-time all-conference selection in the former BIG EAST Conference. He earned back-to-back second team all-league honors in 2012 and 2013.
- » The preseason second team included UCF's Isaiah Sykes, UConn's Ryan Boatwright, Houston's TaShawn Thomas, Louisville's Montrezl Harrell and USF's Anthony Collins.
- » Louisville's Russ Smith was tabbed the conference's preseason player of the year while SMU's Keith Frazier was chosen as the league's preseason rookie of the year.

KILPATRICK A MEMBER OF USA BASKETBALL AT WORLD UNIVERSITY GAMES

- » Senior guard Sean Kilpatrick was one of 12 players in the nation selected to represent USA Basketball at the 2013 World University Games in Kazan, Russia this summer.
- » Kilpatrick averaged 7.5 points and 2.0 rebounds in eight games with USA Basketball helping the squad to an eighth-place finish.
- » He scored a team-high 18 points on 7-of-14 shooting with four three-pointers against the United Arab Emirates in 24 minutes in the tournament opener.
- » Kilpatrick became the fourth UC player to compete for the U.S. team at the World University Games, joining Eric Hicks (2005), Kenyon Martin (1999) and Pete Mickeal (1999).

NEWS FROM THE WEIGHT ROOM

- » The 2013-14 Bearcats squad has made great strides in the weight room since the end of last season according to director of strength and conditioning Mike Rehfeldt.
- » Senior center David Nyarsuk has increased his weight to 250 pounds, gaining 33 pounds since the end of last season. At 7-foot-1, Nyarsuk owns the longest wingspan (7-foot-1.5) and longest reach (9-foot-6) of any player on this year's team.
- » Sophomore Shaquille Thomas has added 15 pounds and is listed at 205 pounds entering the season. He has gained 30 pounds since arriving on campus in August 2011. Despite the added weight to his frame, Thomas has increased his maximum vertical by five inches since last season and owns the best vertical touch on the team at 12 feet, 5 inches.
- » Senior Justin Jackson has gained 15 pounds of muscle since the end of the 2012-13 campaign while maintaining his body fat at 4.8 percent. He was recorded as bench pressing 185 pounds 18 times this summer, five more than the average forward at the NBA combine. His wingspan (7-foot) and reach (9-foot) are the second-longest on the team.
- » Senior Titus Rubles added 15 pounds to his frame since the end of last season. He tested as the most agile player on the team, finishing the team's lane agility in a team-best 10.32 seconds. His max vertical of 41 inches ranks among the best on the team.
- » Junior Ge'Lawn Guyn added 13 pounds during the offseason. He ranks first on the team for the highest maximum vertical (45.5 inches) and no-step vertical (38.5 inches).
- » Since arriving on campus this summer several freshmen have made strides as well in the weight room. Deshuan Morman (17 pounds), Kevin Johnson (15 pounds) and Jermaine Lawrence (10 pounds) all added weight.

KENYON MARTIN RETURNS

- » Former Bearcat great and current New York Knick Kenyon Martin returned to Cincinnati and the UC campus on Oct. 28 for his induction into the James P. Kelly Sr. Athletics Hall of Fame Class of 2013.
- » Martin, along with three other honorees, received the prestigious award at the Legion of Excellence Gala at the Kingsgate Marriott.
- » Martin (1997-2000) was the 2000 National Player of the Year, a consensus first team All-American and the No. 1 pick in the 2000 NBA Draft. He led UC to a No. 1 national ranking throughout the 2000 regular season. He suffered a broken leg in the Conference USA tournament that severely hampered UC's postseason aspirations and set the stage for

BEARCATS RUNS

CINCINNATI RUNS OF 8-0 OR MORE (38)

- » 15-0 vs. NC Central (9:08-5:45 in 1st Half)
- » 9-0 vs. Appalachian State (19:45-15:45 in 1st Half)
- » 14-0 vs. Appalachian State (12:02-7:10 in 1st Half)
- » 11-0 vs. Campbell (16:05-11:38 in 1st Half)
- » 9-0 vs. Campbell (9:08-5:19 in 1st Half)
- » 9-0 vs. Campbell (9:41-7:24 in 2nd Half)
- » 8-0 vs. UMass Lowell (10:27-7:29 2nd Half)
- » 9-0 vs. Kennesaw St. (4:37-1:04 1st Half)
- » 9-0 vs. Kennesaw St. (0:46 1st Half - 17:51 2nd Half)
- » 8-0 vs. Kennesaw St. (16:27-13:37 2nd Half)
- » 10-0 vs. USC Upstate (20:00-17:58 1st Half)
- » 8-0 vs. USC Upstate (13:41-12:37 1st Half)
- » 9-0 vs. USC Upstate (3:12-1:12 1st Half)
- » 21-0 vs. USC Upstate (16:56-8:45 2nd Half)
- » 11-0 at New Mexico (2:43 1st Half - 18:51 2nd Half)
- » 8-0 at New Mexico (7:25-6:33 2nd Half)
- » 10-0 vs. Middle Tennessee (9:16-7:20 2nd Half)
- » 13-0 vs. Chicago State (5:12-0:25 1st Half)
- » 9-0 vs. SMU (18:34-14:49 1st Half)
- » 12-0 vs. SMU (6:15-2:52 1st Half)
- » 9-0 at Memphis (3:25-0:19 2nd Half)
- » 8-0 at Houston (7:53-3:19 2nd Half)
- » 9-0 vs. Rutgers (15:25-12:57 2nd Half)
- » 10-0 vs. Rutgers (7:38-3:04 2nd Half)
- » 11-0 vs. Temple (11:03-7:01 1st Half)
- » 12-0 vs. Temple (6:27-3:12 2nd Half)
- » 9-0 vs. UCF (12:16-9:07 1st Half)
- » 9-0 vs. UCF (16:38-14:45 2nd Half)
- » 8-0 at Temple (4:31-3:10 1st Half)
- » 8-0 at Louisville (19:02-16:41 1st Half)
- » 9-0 vs. USF (17:17-15:16 1st Half)
- » 8-0 vs. USF (6:13-3:01 2nd Half)
- » 8-0 at SMU (11:30-10:08 2nd Half)
- » 8-0 vs. Houston (3:49-1:53 2nd Half)
- » 16-0 at UCF (16:07-10:14 1st Half)
- » 11-0 vs. Louisville (5:04-1:40 2nd Half)
- » 10-0 at UConn (9:13-7:52 1st Half)
- » 8-0 at UConn (4:01-3:04 1st Half)

OPPONENT RUNS OF 8-0 OR MORE (20)

- » 8-0 by USC Upstate (17:32-13:41 1st Half)
- » 8-0 by USC Upstate (9:48-6:43 1st Half)
- » 8-0 by Xavier (8:39-7:02 1st Half)
- » 11-0 by Xavier (5:46-3:30 1st Half)
- » 11-0 by Xavier (15:19-6:35 2nd Half)
- » 12-0 by SMU (11:44-8:22 1st Half)
- » 9-0 by Houston (18:04-15:44 2nd Half)
- » 8-0 by Temple (1:50-0:04 1st Half)
- » 10-0 by Temple (10:12-7:24 2nd Half)
- » 8-0 by USF (5:27-2:40 1st Half)
- » 8-0 by USF (17:41-15:34 2nd Half)
- » 10-0 by Temple (6:48-3:18 2nd Half)
- » 14-0 by Louisville (15:42-13:59 2nd Half)
- » 8-0 by USF (11:32-7:59 2nd Half)
- » 9-0 by SMU (10:25-6:16 1st Half)
- » 11-0 by SMU (9:54-8:13 2nd Half)
- » 13-0 by Louisville (12:08-4:41 1st Half)
- » 9-0 by Louisville (14:07-12:27 2nd Half)
- » 9-0 by UConn (7:30-4:48 1st Half)
- » 9-0 by UConn (19:31-17:29 2nd Half)

an NCAA tournament second-round exit.

- » He is one of three former players to have a jersey hanging inside Fifth Third Arena. He still holds school records for career blocks (292) and career field goal percentage (.586) and ranks 25th on the all-time scoring list.

FORMER BEARCATS IN THE PROS

- » Three former Bearcats were listed on NBA rosters when the 2013-14 season started: Kenyon Martin (N.Y. Knicks), Jason Maxiell (Orlando) and Lance Stephenson (Indiana). Fourteen other former UC players are playing professional basketball overseas. A complete list follows.

BEARCATS CURRENTLY PLAYING PRO BASKETBALL

Name	Country	Team
Kenyon Martin	NBA	New York Knicks
Jason Maxiell	NBA	Orlando Magic
Lance Stephenson	NBA	Indiana Pacers
Rashad Bishop	Germany	Vechta
Yancy Gates	Israel	Hapoel Eilat
Eric Hicks	Tunisia	Club Africain
Adam Hrycaniuk	Poland	Stelmet ZG
Cheikh Mbodj	Greece	Ilysiakos
Anthony McClain	Czech Republic	JBC Mmcite Brno
Cedric McGowan	Argentina	Obras
Ibrahima Thomas	Iran	Azad
Steve Toyloy	Brazil	Sky Sao Paolo
Deonta Vaughn	Hungary	Atomeromu
James White	Italy	Grissen Bon Re.
Mike Williams	Argentina	La Union
John Williamson	Finland	Nilan Bisons
Cashmere Wright	Holland	Gasterra Flames

assists and 175 steals. He ended his UC tenure as the school's leader in games played (139), ranked third in assists (482) and 22nd in points (1,317).

- » Center Cheikh Mbodj ended the season ranked 16th in the nation in blocked shots (2.65 per game). His 90 blocks ranked fourth for most in a single season at UC.
- » Gritty JaQuon Parker led all BIG EAST guards, averaging 2.04 offensive rebounds and ranking 12th in the league among players at all positions. He enjoyed the best offensive season of his career in 2012-13, averaging 10.9 points and shooting 40.0 percent from three-point range.
- » Guard Sean Kilpatrick was named second team All-BIG EAST by the league's coaches on March 10. He received the same award in 2011-12 and was named to the BIG EAST All-Rookie as a freshman in 2010-11.
- » Kilpatrick finished fifth in the BIG EAST in scoring (17.0) and was fourth with 2.41 three-pointers each contest. His 577 points during the 2012-13 campaign were the most scored in a season during the Mick Cronin coaching era.
- » Kilpatrick was named to the John R. Wooden Award Midseason Top 25 list by the Los Angeles Athletic Club and also was selected as one of 30 candidates for the 2013 Naismith College Player of the Year award.

-GoBEARCATS.com-

MICK CRONIN RADIO SHOW

- » The Mick Cronin Radio Show will air weekly on 700 WLW providing in-depth analysis of Bearcats basketball.
- » Coach Cronin is joined weekly by the Voice of the Bearcats, Dan Hoard and color analyst Chuck Machock.
- » The show takes place at the original Montgomery Inn.

THE MICK CRONIN RADIO SHOW SCHEDULE

Day	Date	Time	Station	Site
#Monday	March 10	8 p.m.	WLW	Montgomery Inn
Monday	March 17	8 p.m.	WLW	Montgomery Inn
*Monday	March 24	8 p.m.	WLW	Montgomery Inn
*Monday	March 31	8 p.m.	WLW	Montgomery Inn
*Tuesday	Apr. 8	8 p.m.	WCKY	Montgomery Inn

#-Dependent upon UC's travel schedule to AAC Championship.

*-If necessary.

HIGHLIGHTS FROM LAST SEASON

- » Cincinnati made its third consecutive appearance in the NCAA Championship for the first time since 2003-05 behind strong team defense, a determined senior class and the talents of standout guard Sean Kilpatrick.
- » The Bearcats finished the 2012-13 season 22-12 overall and 9-9 in the BIG EAST Conference.
- » The senior class of Alex Eppenstein, Cheikh Mbodj (joined team beginning with the 2011-12 season), JaQuon Parker and Cashmere Wright helped lead the Bearcats to 93 overall wins, 39 BIG EAST Conference wins, three 20-win seasons (2011-2013), three NCAA Championship appearances (2011-13), an NCAA Sweet 16 appearance (2012) and a BIG EAST Championship runner-up finish (2012) during the past four seasons.
- » Guard Cashmere Wright finished his career as the only player in school history to tally at least 1,300 points, 475



THE MICK CRONIN FILE

Hometown: Cincinnati, Ohio

Alma Mater: University of Cincinnati '97

Family: daughter, Samantha (7)

Coaching Experience:

1998-2001 - Assistant Coach
Cincinnati

2002-2003 - Associate Head Coach
Louisville

2004-2006 - Head Coach
Murray State

2007-Pres. - Head Coach
Cincinnati

CRONIN COACHING NOTES

- Signed contract extension in April 2013 keeping him as the Bearcats head coach through the 2018 season.
- Owns an 98-37 record during last three-plus seasons with three consecutive trips to the NCAA tournament, including a 2012 Sweet 16 appearance.
- Has directed five teams to the NCAA tournament as a head coach. Has taken 12 teams as a head coach or assistant.
- Earned his 200th career coaching victory during the 2012-13 season.

CINCINNATI HEAD COACH MICK CRONIN

In his eighth season at his alma mater, Mick Cronin has returned pride to the University of Cincinnati basketball program by restoring its winning tradition with three consecutive trips to the NCAA tournament and reclaiming its place as a national contender.

Though the process was anything but easy - with a roster that included only one returning letterman when he arrived at UC in March 2006 - Cronin's steadfast determination and loyalty for UC spearheaded what could be considered one of the nation's top rebuilding efforts.

Cincinnati was the only program from a major conference to improve its win total every season from 2007 to 2011, building from 11 wins in 2007 to 26 victories and a return to the NCAA tournament in 2011. A year later, the Bearcats won 26 games again while advancing to the school's first NCAA Sweet 16 appearance since 2001. UC made its third consecutive NCAA tournament appearance last season as attendance figures at UC's Fifth Third Arena climbed to their highest average of the Cronin coaching era and a Top-50 national ranking.

A trip to the NCAA tournament in 2014 would make Cronin only the second coach in school history to take the Bearcats to the Big Dance four consecutive times (Bob Huggins sent 14 UC teams from 1992-2005).

Last season he earned his 200th career victory and enters the 2013-14 campaign with a 204-124 overall record after 10 seasons. He owns a 135-100 mark after seven years at UC, ranking third in school history. Cronin and UC reinforced their commitment to one another in April 2013 when the head coach signed a contract extension through the 2018 season.

TRACK RECORD OF SUCCESS

Success seems to follow Cronin, who came to UC after serving three years as head coach at Murray State (2004-06). As mentor of the Racers, Cronin compiled a 69-24 overall record while earning a pair of NCAA tournament berths.

In his debut season as head coach, Cronin directed Murray State to a school-best 28-6 record, the Ohio Valley Conference tournament championship, and an NCAA tournament appearance. His 28 wins are the sixth most in NCAA history for a first-year head coach. He earned OVC Coach of the Year honors two seasons later, guiding Murray State to another OVC title, league tournament crown and NCAA tournament appearance with a 24-6 mark in 2005-06.

Prior to earning a head coaching position, Cronin built a sterling reputation for his ability to evaluate and recruit top talent. In his stint at UC as an assistant coach for Bob Huggins from 1997-2001, Cronin

recruited several top players, including NBA Draft selections Steve Logan (Golden State); DerMarr Johnson (Atlanta); Pete Mickeal (Dallas); Kenny Satterfield (Dallas); and Jason Maxiell (Detroit).

Following the 2000-01 season, Cronin became the associate head coach and recruiting coordinator at Louisville, under Rick Pitino. In his first year, Cronin helped attract a top-10 ranked recruiting class.

COMMUNITY INVOLVEMENT

Cronin's passion for success on the court also carries over to the Cincinnati community where he is committed to making a difference. He currently serves as a board member of the American Cancer Society's Coaches vs. Cancer of Southwest Ohio chapter.

He also assists with a major fundraising event - Soul of the City Soiree - for Our Daily Bread that has generated more than \$100,000 each of the past two years to assist the soup kitchen located in the Over-the-Rhine area of Cincinnati.

Cronin also annually speaks with the Young Executive Group of the Catholic Inner-City Schools Education (CISE) Fund. The group raises money from area corporations to help give children from low income urban settings the opportunity to attend Catholic schools.

PATH TO COACHING

Cronin has long held great pride in the Queen City, the University of Cincinnati and the sport of basketball. As a child growing up on the west side of town, he used to follow his father, Harold "Hep" Cronin -- a highly successful local high school coach with more than 400 career wins -- around the gyms of Cincinnati. A product of LaSalle High School, Cronin had his playing career end sooner than expected due to a knee injury in high school.

That didn't stop his desire to find his place in basketball. While completing his undergraduate degree at UC, Cronin served as assistant varsity coach and head junior varsity coach at Woodward High School. He helped develop six players who went on to play Division I college basketball, including former Bearcat Damon Flint, who ranks among the top 25 scorers in program history.

Cronin made the jump from high school to college coaching during the 1996-97 season joining Huggins as video coordinator for UC basketball. A year later, Cronin was elevated to an assistant coach for the Bearcats, setting the stage for his long tenure in college basketball.

Cronin resides in Cincinnati with his seven-year old daughter, Samantha.

COMMENTS ON CRONIN

"Mick has done an outstanding job in an extremely difficult situation. The odds were against him but he was persistent and got the Bearcats over the hump and into the NCAA tournament where they should be a regular at knocking on that door every March." - **Andy Katz, ESPN**

"Mick Cronin has taken Cincinnati from basketball purgatory to the level of perennial NCAA contender. When Mick first took the job, the Bearcats' roster was in worse condition than most mid-major programs. Since that point, Mick has built Cincinnati into a national program that's won 74 games in the last three seasons and advanced to three straight NCAA Tournaments. The job he's done at his alma mater is second to none, and he's far from finished." - **Jon Rothstein, College Basketball Insider, CBS Sports Network**

"Mick Cronin has done a tremendous job at Cincinnati. He took over a program that needed a new culture of winning, and he built a solid foundation in the nation's toughest basketball league. He's been disciplined, and has demanded the same from his players. Mick has instilled belief in his players and has worked incredibly hard to lead Cincinnati back to national prominence." - **Jay Bilas, ESPN**

"From starting with not much more than a few basketballs and an empty gym, and playing in a league that routinely produced No. 1 NCAA seeds and Final Four teams, Mick elevated the Bearcats to 26 victories and an NCAA Tournament berth within five seasons. And he did this with players who've lifted the program's academic rating and graduated from the university. It might be the most underrated coaching performance of the past two decades in college basketball. It's darned near a miracle." - **Mike DeCourcy, Sporting News**

"Mick Cronin has done a great rebuilding job at Cincinnati. I love the emotion and passion he brings to the sidelines. Bearcat fans have to be thrilled with what he has done. Stock up for Mick Cronin, baby!" - **Dick Vitale, ESPN**

THE CRONIN COACHING FILE

SEASON	SCHOOL (CONF.)	POSITION	RECORD/CONF.	POSTSEASON (RECORD)
1996-97	Cincinnati (C-USA)	Video Coordinator		
1997-98	Cincinnati (C-USA)	Assistant Coach	27-6/14-2	NCAA West Regional (1-1)
1998-99	Cincinnati (C-USA)	Assistant Coach	27-6/12-4	NCAA East Regional (1-1)
1999-00	Cincinnati (C-USA)	Assistant Coach	29-4/16-0	NCAA South Regional (1-1)
2000-01	Cincinnati (C-USA)	Assistant Coach	25-10/11-5	NCAA West Regional Semifinals (2-1)
2001-02	Louisville (C-USA)	Assoc. Head Coach	19-13/8-8	NIT (1-1)
2002-03	Louisville (C-USA)	Assoc. Head Coach	25-7/11-5	NCAA East Reg. (1-1)
2003-04	Murray State (OVC)	Head Coach	28-6/14-2	NCAA Atlanta Reg. (0-1)
2004-05	Murray State (OVC)	Head Coach	17-11/11-5	---
2005-06	Murray State (OVC)	Head Coach	24-7/17-3	NCAA Washington Reg. (0-1)
MURRAY STATE TOTALS		3 years	69-24/42-10	.742/.808
2006-07	Cincinnati (BIG EAST)	Head Coach	11-19/2-14	---
2007-08	Cincinnati (BIG EAST)	Head Coach	13-19/8-10	Col. Basketball Invit. (0-1)
2008-09	Cincinnati (BIG EAST)	Head Coach	18-14/8-10	---
2009-10	Cincinnati (BIG EAST)	Head Coach	19-16/7-11	NIT (1-1)
2010-11	Cincinnati (BIG EAST)	Head Coach	26-9/11-7	NCAA Third Round (1-1)
2011-12	Cincinnati (BIG EAST)	Head Coach	26-11/12-6	NCAA East Regional Semifinals (2-1)
2012-13	Cincinnati (BIG EAST)	Head Coach	22-12/9-9	NCAA Second Round (0-1)
2013-14	Cincinnati (American)	Head Coach	24-5/13-3	
CINCINNATI TOTALS		8 years	159-105/70-70	.602/.500
HEAD COACHING TOTALS		11 years	228-129/113-80	.639/.585

CRONIN'S RECORD AGAINST ALL OPPONENTS

School	W-L	Last Meeting	School	W-L	Last Meeting	School	W-L	Last Meeting
Alabama	1-0	2012-13	Jacksonville State	6-0	2011-12	Southeast Missouri State	5-2	2005-06
Alabama State	1-0	2011-12	Kennesaw State	1-0	2013-14	Southern Illinois	1-2	2005-06
Appalachian State	1-0	2013-14	Lipscomb	1-0	2009-10	Southern Miss	1-0	2003-04
Arkansas-Little Rock	1-0	2012-13	Louisville	5-7	2013-14	South Carolina Upstate	1-0	2007-08
Arkansas-Pine Bluff	2-0	2011-12	Marquette	3-4	2011-12	South Dakota	1-0	2008-09
Arkansas Tech	1-0	2004-05	Marshall	1-1	2012-13	St. Francis (Pa.)	1-0	2010-11
Austin Peay	4-1	2005-06	Maryland	1-0	2009-10	St. John's	5-6	2012-13
Belmont	0-1	2007-08	Maryland Eastern Shore	1-0	2012-13	St. Mary's (Calif.)	0-1	2004-05
Bowling Green	0-1	2007-08	Memphis	1-3	2013-14	Syracuse	2-6	2012-13
Bradley	0-1	2007-08	Miami (Ohio)	5-0	2011-12	Texas	1-0	2011-12
Cal-State Bakersfield	1-0	2009-10	Middle Tennessee	1-0	2013-14	TCU	1-0	2003-04
Cal-Davis	1-0	2004-05	Mississippi State	1-0	2008-09	Temple	3-0	2006-07
Campbell	2-0	2012-13	Mississippi Valley State	1-0	2012-13	Tennessee	0-1	2005-06
Campbellsville	1-0	2005-06	Missouri	1-1	2010-11	Tennessee State	5-1	2005-06
Central Michigan	1-0	2006-07	Morehead State	7-0	2005-06	Tennessee Tech	3-2	2005-07
Charleston Southern	1-0	2008-09	Mount St. Mary's	1-0	2010-11	Tennessee-Martin	9-0	2012-13
Chicago State	3-0	2011-12	Nebraska	1-0	2013-14	Texas A&M-Corpus Christi	1-1	2003-04
Cincinnati	0-1	2005-06	New Mexico	0-2	2012-13	Texas-San Antonio	2-0	2005-06
Coastal Carolina	2-0	2008-09	North Carolina	0-1	2005-06	Texas Southern	2-0	2009-10
Creighton	0-1	2012-13	North Carolina A&T	1-0	2012-13	Toledo	2-0	2010-11
Dayton	1-1	2010-11	North Carolina Central	1-0	2013-14	UAB	1-4	2009-10
Delaware State	2-0	2004-05	NC State	2-1	2013-14	UCF	2-0	2013-14
DePaul	6-3	2012-13	Northwestern State	1-0	2011-12	UConn	5-8	2012-13
Eastern Illinois	5-1	2005-06	Notre Dame	3-7	2012-13	UMass Lowell	1-0	2013-14
Eastern Kentucky	6-1	2008-09	Oakland	1-0	2006-07	UNLV	1-0	2008-09
Fairfield	1-0	2007-08	Ohio	0-1	2006-07	USC Upstate	2-0	2013-14
Florida A&M	1-0	2010-11	Ohio State	0-2	2011-12	USF	7-4	2013-14
Florida State	1-1	2011-12	Oklahoma	2-0	2011-12	Utah Valley	1-0	2010-11
Georgetown	6-6	2012-13	Oregon	1-0	2012-13	Vanderbilt	1-0	2009-10
Georgetown College	1-0	2003-04	Pittsburgh	4-8	2012-13	Villanova	4-4	2012-13
Georgia	1-0	2011-12	Prairie View A&M	1-0	2009-10	Wagner	1-0	2003-04
Georgia Southern	1-0	2010-11	Presbyterian	0-1	2011-12	Weber State	1-0	2009-10
Gonzaga	0-1	2009-10	Providence	4-5	2012-13	West Florida	1-0	2003-04
High Point	1-0	2006-07	Radford	1-0	2011-12	West Virginia	3-5	2011-12
Houston	2-0	2013-14	Rice	2-0	2005-06	Western Carolina	1-0	2007-08
Howard	1-0	2006-07	Rutgers	7-4	2012-13	Western Illinois	1-0	2008-09
Illinois	0-1	2003-04	Samford	2-3	2005-06	Western Kentucky	1-1	2004-05
Illinois-Chicago	1-0	2005-06	Savannah State	1-0	2010-11	Winthrop	1-0	2009-10
Illinois State	0-1	2007-08	Seton Hall	4-3	2012-13	Wofford	0-1	2006-07
Iowa State	1-0	2012-13	SIU-Edwardsville	2-0	2004-05	Wright State	3-0	2012-13
IPFW	1-0	2010-11	SMU	1-1	2013-14	Xavier	3-5	2013-14

CHARTING THE BEARCATS

CAREER SCORING

Rk	Name (Years)	Points
1.	Oscar Robertson (1958-60)	2,973
2.	Sean Kilpatrick (2011-present)	2,034
3.	Steve Logan (1999-2002)	1,985
4.	Deonta Vaughn (2007-10)	1,885
5.	Danny Fortson (1995-97)	1,881
6.	Roger McClendon (1985-88)	1,789
7.	Pat Cummings (1975-79)	1,762
8.	Ron Bonham (1962-64)	1,666
9.	Louis Banks (1988-91)	1,644
10.	Jack Twyman (1952-55)	1,598
11.	Lloyd Batts (1972-74)	1,585
12.	Darnell Burton (1994-97)	1,584
13.	Jason Maxiell (2002-05)	1,566
14.	Robert Miller (1975-78)	1,498
15.	Yancy Gates (2009-12)	1,485
16.	Dwight Jones (1980-83)	1,451
17.	Paul Hogue (1960-62)	1,391
18.	Bobby Austin (1979-82)	1,385
19.	Derrek Dickey (1971-73)	1,328
20.	Levertis Robinson (1988-91)	1,320
21.	Leonard Stokes (2000-03)	1,318
22.	Cashmere Wright (2010-2013)	1,317
23.	Damon Flint (1994-97)	1,316
24.	Dion Dixon (2009-12)	1,281
25.	Kenyon Martin (1997-2000)	1,279

CAREER 3-POINTERS MADE

Rk	Name (Years)	3FGS
1.	Deonta Vaughn (2006-10)	313
2.	Darnell Burton (1993-97)	306
3.	Sean Kilpatrick (2011-present)	300
4.	Field Williams (2001-04)	262
5.	LaZelle Durden (1993-95)	260
6.	Steve Logan (1998-2002)	258

CAREER GAMES PLAYED

Rk	Name (Years)	Games
1.	Cashmere Wright (2010-2013)	139
2.	Dion Dixon (2009-12)	137
T3.	Steve Logan (1999-2002)	135
T3.	Sean Kilpatrick (2011-present)	135
T5.	Larry Davis (2008-11)	132
T5.	Yancy Gates (2009-12)	132
7.	Keith Gregor (1993-96)	131
8.	Darnell Burton (1994-97)	130
T9.	Bobby Brannen (1995-98)	129
T9.	Leonard Stokes (2000-03)	129
T9.	Jason Maxiell (2002-05)	129
T9.	Deonta Vaughn (2007-10)	129

CONSECUTIVE GAMES PLAYED

Rk	Name (Years)	Games
1.	Sean Kilpatrick (2011-present)	135
2.	Keith Gregor (1993-96)	131
3.	Jason Maxiell (2002-05)	129
4.	Dwight Jones (1980-1983)	112

CAREER MINUTES PLAYED

Rk	Name (Years)	Minutes
1.	Deonta Vaughn (2007-10)	4,310
2.	Sean Kilpatrick (2011-present)	4,126
3.	Dwight Jones (1980-83)	3,946
4.	Steve Logan (1999-2002)	3,902
5.	Cashmere Wright (2010-2013)	3,650
6.	Louis Banks (1988-91)	3,631

CAREER BLOCKS

Rk	Name (Years)	Blocks
1.	Kenyon Martin (1997-2000)	292
2.	Erick Hicks (2003-2006)	256
3.	Jason Maxiell (2002-2005)	252
4.	Justin Jackson (2011-Present)	206
5.	Donald Little (1999-2002)	153
6.	Rick Roberson (1967-69)	146

COACHING WINS AT CINCINNATI

Rk	Coach	Years	Seasons	Record
1.	Bob Huggins	15	1990-2005	399-127
2.	Mick Cronin	8	2007-Present	159-105
3.	George Smith	8	1953-1960	154-56
4.	Gale Catlett	6	1973-1978	126-44
5.	Tay Baker	7	1966-1972	125-60
6.	Ed Jucker	5	1961-1965	113-28

SINGLE-SEASON BLOCKS

Rk	Name (Season)	Blocks
1.	Eric Hicks (2005-06)	113
2.	Kenyon Martin (1999-2000)	107
3.	Jason Maxiell (2004-05)	91
4.	Cheikh Mbodj (2012-13)	90
5.	Justin Jackson (2013-14)	86
6.	Kenyon Martin (1997-98)	83
7.	Kenyon Martin (1998-99)	78

2013-14 BEARCATS HONORS

JUSTIN JACKSON

- American Athletic Conference Player of the Week (Jan. 6)
- American Athletic Conference Player of the Week (Dec. 30)
- American Athletic Conference Player of the Week (Dec. 23)
- American Athletic Conference Honor Roll (Nov. 25)

SEAN KILPATRICK

- Oscar Robertson Trophy Finalist (one of 15 players)
- Naismith Trophy Semifinalist (one of 10 players)
- John R. Wooden Award Preseason Top 50 selection
- Preseason First Team All-American Athletic Conference
- American Athletic Conference Player of the Week (Feb. 10)
- American Athletic Conference Player of the Week (Feb. 3)
- American Athletic Conference Honor Roll (Feb. 24)
- American Athletic Conference Honor Roll (Feb. 17)
- American Athletic Conference Honor Roll (Jan. 27)
- American Athletic Conference Honor Roll (Jan. 20)
- American Athletic Conference Honor Roll (Jan. 13)
- American Athletic Conference Honor Roll (Dec. 30)
- American Athletic Conference Honor Roll (Dec. 9)
- American Athletic Conference Honor Roll (Dec. 2)
- American Athletic Conference Honor Roll (Nov. 11)

TITUS RUBLES

- American Athletic Conference Honor Roll (Nov. 18)

DEFENSIVE NUMBERS UNDER MICK CRONIN

Cincinnati's defensive statistics during the Mick Cronin Era (eight seasons; 2007-Present)

Year	UC Record	Opp FGM-FGA	Opp FG%	Opp 3FGM-3FGA	Opp 3FG%	Opp PPG	Games Allowed <70 Pts	Games Allowed <60 Pts	Games Allowed <50 Pts	Games Allowed <40% FG	Games Allowed <35% FG	Forced Turnovers	UC Blocks	UC Steals
2006-07	11-19	685-1539	.445	231-612	.377	67.7	14	8	2	8	4	451	58	230
2007-08	13-19	717-1669	.430	209-621	.337	67.8	18	7	2	8	3	380	73	169
2008-09	18-14	752-1802	.417	186-581	.320	66.3	19	10	3	13	7	406	103	183
2009-10	19-16	807-1954	.413	230-676	.340	66.5	23	12	1	13	5	423	107	199
2010-11	26-9	735-1790	.411	171-529	.323	(9th) 59.6	30	18	7	17	7	492	129	258
2011-12	26-11	849-2063	.412	207-641	.323	(40th) 61.5	29	15	4	16	7	518 (44th)	170 (43rd)	298
2012-13	22-12	716-1851	(14th) .387	171-562	(34th) .304	(22nd) 59.0	30	18	3	16	9	452 (7th)	208	240
2013-14	24-5	580-1485	(16th) .391	149-472	(52nd) .316	(3rd) 57.2	27	18	6	18	8	422 (25th)	161 (20th)	235

National ranking in parentheses; Current season on statistics through March 2.

Cronin-era bests in **boldface**

THE POLLS

ASSOCIATED PRESS
(March 3)

Rk.	Team (First Place Votes)
1	Florida (46)
2	Wichita State (14)
3	Arizona (5)
4	Duke
5	Virginia
6	Villanova
7	Syracuse
8	Kansas
9	Wisconsin
10	San Diego State
11	Louisville
12	Michigan
13	Creighton
14	North Carolina
15	Cincinnati
16	Iowa State
17	Saint Louis
18	SMU
19	Connecticut
20	Memphis
21	New Mexico
22	Michigan State
23	Oklahoma
24	Iowa
25	Kentucky

OTHERS RECEIVING VOTES:

Texas 70, Virginia Commonwealth 58, UCLA 45, Stephen F. Austin 38, Gonzaga 38, Kansas State 19, Saint Joseph's 19, Ohio State 17, Green Bay 13, Harvard 7, Massachusetts 5, Arizona State 5, Pittsburgh 2, Colorado 2, Xavier 2, North Carolina Central 1, Southern Miss 1, Oklahoma State 1

USA TODAY COACHES POLL
(March 3)

Rk.	Team (First Place Votes)
1	Florida (25)
2	Wichita State (7)
3	Arizona
4	Duke
5	Virginia
6	Villanova
7	Syracuse
8	Kansas
9	Louisville
10	San Diego State
11	Wisconsin
12	Michigan
13	Creighton
14	North Carolina
15	Cincinnati
16	Saint Louis
17	Iowa State
18	SMU
19	Connecticut
20	Memphis
21	New Mexico
22	Michigan State
23	Oklahoma
24	Kentucky
25	Iowa

OTHERS RECEIVING VOTES:

Texas 50, Kansas State 40, Ohio State 21, UCLA 20, Virginia Commonwealth 19, Gonzaga 10, Stephen F. Austin 9, Pittsburgh 7, Southern Miss 6, Massachusetts 4, Oklahoma State 4, Saint Joseph's 3, Harvard 1

CINCINNATI'S WEEKLY RANKINGS

Associated Press	Week	USA Today
RV	Preseason	--
RV	Nov. 11	--
RV	Nov. 18	--
RV	Nov. 25	--
RV	Dec. 2	--
RV	Dec. 9	--
--	Dec. 16	--
--	Dec. 23	--
--	Dec. 30	--
RV	Jan. 6	RV
19	Jan. 13	23
15	Jan. 20	16
13	Jan. 27	15
7	Feb. 3	7
10	Feb. 10	11
7	Feb. 17	9
11	Feb. 24	12
15	March 3	15
	March 10	

2013-14 AMERICAN ATHLETIC CONFERENCE

2013-14 AMERICAN CONFERENCE STANDINGS
(Thru March 2)

Team	AAC	Pct.	Overall	Pct.
Louisville	13-3	.813	24-5	.828
Cincinnati	13-3	.813	24-5	.828
SMU	12-4	.750	23-6	.793
UConn	11-5	.688	23-6	.793
Memphis	11-5	.688	22-7	.759
Houston	7-9	.438	15-14	.517
Rutgers	5-11	.313	11-18	.379
USF	3-13	.188	12-17	.414
UCF	3-13	.188	11-16	.407
Temple	2-14	.125	7-21	.250

UPCOMING SCHEDULE

Tuesday, March 4

UCF at Temple *	6:30 p.m./ESPNews
USF at Houston *	8:30 p.m./ESPNews

Wednesday, March 5

Rutgers at UConn * (Gampel Pavilion)	7 p.m./ESPNU
Louisville at SMU *	7 p.m./CBSSN

Thursday, March 6

Memphis at Cincinnati *	7 p.m./ESPN/ESPN2
-------------------------	-------------------

Friday, March 7

Houston at UCF *	7 p.m./CBSSN
------------------	--------------

Saturday, March 8

Cincinnati at Rutgers *	Noon/ESPNews
SMU at Memphis *	Noon/ESPN/ESPN2
Temple at USF *	2 p.m./ESPNews
UConn at Louisville *	2 p.m./CBS

CINCINNATI IN THE AMERICAN CONFERENCE
(Thru March 2)

CATEGORY	TEAM [*NATIONAL] LEAGUE RANK (STAT)
Scoring.....	9th (68.4)
Scoring Defense.....	[3rd] 1st (57.2)
Scoring Margin.....	[21st] 2nd (+11.2)
Free Throw Pct.	2nd (.715)
Field Goal Pct.	10th (.423)
Field Goal Pct. Defense.....	[16th] 3rd (.391)
3-Pt Field Goal Pct.	9th (.329)
3-Pt Field Goal Pct. Defense.....	4th (.316)
Rebounding Offense.....	5th (36.6)
Rebounding Defense.....	2nd (31.6)
Rebounding Margin.....	[34th] 2nd (+5.0)
Blocked Shots.....	[27th] 3rd (5.6)
Assists.....	T-8th (12.7)
Steals.....	[22nd] 3rd (8.1)
Turnover Margin.....	[21st] 2nd (+5.0)
Assist-to-Turnover Ratio.....	7th (1.1)
Offensive Rebounds.....	2nd (13.7)
Defensive Rebounds.....	10th (22.9)
3-Pt Field Goals Made.....	7th (5.8)

INDIVIDUAL

PLAYER	TEAM [*NATIONAL] LEAGUE RANK (STAT)
Scoring	
Sean Kilpatrick.....	[19th] 1st (20.3)
Justin Jackson.....	24th (11.0)

Rebounding

Justin Jackson.....	T-6th (6.9)
Titus Rubles.....	10th (6.6)

Field Goal Percentage

Justin Jackson.....	5th (.559)
---------------------	------------

Free Throw Pct.

Sean Kilpatrick.....	4th (.851)
----------------------	------------

Steals

Justin Jackson.....	6th (1.7)
Titus Rubles.....	12th (1.4)

3-PT FG Pct.

Jermaine Sanders.....	14th (.372)
-----------------------	-------------

3-PT FG Made

Sean Kilpatrick.....	[42nd] 1st (2.8)
----------------------	------------------

Blocked Shots

Justin Jackson.....	[19th] 1st (3.0)
---------------------	------------------

Offensive Rebounds

Justin Jackson.....	[47th] 2nd (3.2)
Titus Rubles.....	10th (2.4)

Defensive Rebounds

Titus Rubles.....	7th (4.2)
Justin Jackson.....	T-13th (3.7)

Minutes Played

Sean Kilpatrick.....	6th (33.3)
----------------------	------------

*National rankings through games of March 2.

CINCINNATI'S RECORD WHEN

	06-07	07-08	08-09	09-10	10-11	11-12	12-13	13-14	Cronin
Home games	10-8	10-7	13-5	13-5	15-3	14-4	13-5	17-1	104-38
Away games	0-9	3-11	4-7	2-9	7-4	7-5	5-5	6-3	34-53
Neutral site games	1-2	0-1	1-2	4-2	4-2	5-2	4-2	1-1	20-14
Conference games	2-14	8-10	8-10	7-11	11-7	12-6	9-9	13-3	70-70
vs. Top 25 teams	0-4	2-5	1-7	3-6	3-7	8-4	2-8	3-1	22-42
Overtime games	2-0	1-1	2-1	0-3	1-0	1-2	2-1	0-0	9-8
Lead at halftime	6-1	10-3	11-3	13-4	25-0	18-3	15-3	20-0	117-17
Trail at halftime	4-17	3-15	6-11	4-11	0-9	7-8	7-9	1-5	32-85
Tied at halftime	1-1	0-1	1-0	2-1	1-0	1-0	0-0	3-0	9-3
Lead with 10:00 remaining	10-1	9-1	14-1	13-3	26-0	18-4	19-1	20-0	183-11
Trail with 10:00 remaining	1-18	1-18	3-13	6-11	0-9	7-7	3-9	3-5	24-90
Tied with 10:00 remaining	0-0	3-0	1-0	0-2	0-0	1-0	0-2	1-0	6-4
Lead with 5:00 remaining	9-3	11-1	17-1	18-2	25-0	19-4	19-2	23-0	141-13
Trail with 5:00 remaining	0-16	2-17	1-13	0-13	0-9	5-7	2-9	1-5	11-89
Tied with 5:00 remaining	2-0	0-1	0-0	1-1	1-0	2-0	1-1	0-0	7-3
Lead with 2:00 remaining	10-2	11-1	16-0	18-2	25-1	23-2	19-2	23-1	146-11
Trail with 2:00 remaining	0-17	1-17	2-14	1-14	0-8	3-9	1-10	1-4	9-93
Tied with 2:00 remaining	1-0	1-1	0-0	0-0	1-0	0-0	2-0	0-0	5-1
Shoot better from the field	8-2	8-3	13-1	15-4	22-0	16-2	15-1	18-0	115-13
Shoot worse from the field	3-17	5-16	5-13	4-12	4-9	8-9	4-11	6-5	39-92
Shoot 50% or better	0-2	0-0	4-1	8-1	7-0	6-0	4-0	2-0	31-4
Shoot below 50%	11-17	13-19	14-13	11-15	16-8	20-11	18-12	22-5	125-100
Opp. shoots 50% or better	1-9	0-6	0-6	0-2	2-4	1-2	0-1	1-3	5-33
Opp. shoots below 50%	10-10	13-13	18-8	19-14	22-5	24-9	22-11	22-2	150-72
Opp. shoots below 40%	7-1	6-1	9-3	10-3	17-0	15-1	16-1	16-1	96-11
Make 7 or fewer 3-pointers	10-12	8-12	7-11	13-12	21-6	12-9	12-9	20-5	102-76
Make 8 or more 3-pointers	1-7	5-7	11-3	6-4	6-4	14-2	10-3	4-0	57-30
Shoot more FTs than opp.	7-3	6-3	12-1	11-2	22-2	16-4	16-3	18-2	108-20
Out-rebound the opponent	9-5	10-11	13-4	17-8	24-3	10-4	17-8	17-3	117-46
Opponent out-rebounds UC	2-14	3-7	2-9	2-8	2-5	13-6	3-4	7-2	34-55
Same number of rebounds	0-0	0-1	3-1	0-0	0-1	3-1	2-0	0-0	8-4
Commit fewer turnovers	7-11	4-5	9-3	7-6	16-6	22-5	14-4	15-2	94-42
Commit the same or more TOs	4-8	9-14	9-11	12-10	9-2	4-3	8-7	9-3	64-58
Commit 12 or fewer turnovers	7-9	4-7	5-4	5-5	10-5	17-7	8-8	18-2	74-47
Outscore opponents' bench	6-8	8-6	15-9	19-11	24-7	13-3	11-6	15-1	111-51
1-3 point games	1-4	5-5	2-0	4-5	2-1	5-4	2-3	3-1	34-23
4-5 point games	0-1	2-1	2-1	3-2	0-2	6-0	2-2	3-0	18-9
6-10 point games	5-2	2-6	5-6	4-4	7-2	5-3	7-4	2-2	37-29
11-19 point games	4-10	3-5	4-4	4-4	8-5	4-2	6-2	8-1	41-33
20-plus point games	1-2	1-2	5-3	4-1	9-1	7-1	5-1	8-1	40-12
Score 59 or fewer points	0-9	3-7	1-6	0-7	3-8	3-7	1-9	2-5	13-58
Score 60-69 points	6-7	8-7	4-6	9-4	9-1	7-4	9-3	10-0	61-32
Score 70 or more points	5-3	2-5	13-2	10-5	14-0	16-2	12-0	12-0	84-17
Hold opp. to 50 or fewer points	3-0	3-0	4-0	1-0	7-0	3-2	4-0	7-0	32-2
Hold opp. to 51-60 points	3-4	5-1	6-2	9-2	12-1	12-3	12-4	10-2	70-19
Hold opp. to 61-70 points	3-2	5-5	5-3	7-4	5-5	10-1	4-7	6-2	45-29
Opp. scores 70-plus points	2-13	0-13	3-9	2-10	2-3	1-5	2-1	1-1	13-55
November	5-1	4-2	5-1	4-1	5-0	4-2	6-0	6-0	39-7
December	4-3	1-5	5-2	5-2	9-0	6-1	7-1	5-2	42-16
January	1-7	5-4	4-4	5-4	4-4	5-4	4-3	9-0	37-30
February	1-7	3-3	4-3	2-5	4-3	6-2	2-5	4-2	26-30
March	0-1	0-5	0-4	3-4	4-2	5-2	2-3	0-1	14-22
Monday	0-0	1-0	3-2	2-2	2-0	2-1	2-2	1-0	13-7
Tuesday	0-2	1-1	1-2	4-2	3-0	2-0	4-0	6-0	21-7
Wednesday	4-5	4-5	4-1	7-3	9-1	7-0	3-1	2-0	40-16
Thursday	0-1	0-2	3-0	1-2	3-1	3-1	1-3	3-0	14-10
Friday	1-0	1-1	0-1	0-0	1-0	4-1	1-2	2-0	10-5
Saturday	5-7	6-5	6-5	5-3	8-4	5-7	10-2	7-5	52-44
Sunday	1-4	0-5	1-3	0-4	0-3	3-1	2-1	2-0	9-21

BEARCATS STARTING LINEUPS

Opponent	UC Starters
Carleton (EXH.)	Guyn, Kilpatrick, Thomas, Rubles, Jackson
Bellarmino (EXH.)	Guyn, Kilpatrick, Thomas, Rubles, Jackson
North Carolina Central	Guyn, Kilpatrick, Thomas, Rubles, Jackson
NC State	Guyn, Kilpatrick, Thomas, Rubles, Jackson
Appalachian State	Guyn, Kilpatrick, Thomas, Rubles, Jackson
Campbell	Guyn, Kilpatrick, Thomas, Rubles, Jackson
UMass Lowell	Guyn, Kilpatrick, Thomas, Rubles, Jackson
Kennesaw State	Guyn, Kilpatrick, Thomas, Rubles, Jackson
USC Upstate	Guyn, Kilpatrick, Thomas, Rubles, Jackson
at New Mexico	Guyn, Kilpatrick, Thomas, Rubles, Jackson
vs. Xavier	Guyn, Kilpatrick, Thomas, Rubles, Jackson
vs. Pittsburgh	Guyn, Kilpatrick, Thomas, Rubles, Jackson
Middle Tennessee	Guyn, Kilpatrick, Thomas, Rubles, Jackson
Chicago State	Guyn, Kilpatrick, Thomas, Rubles, Jackson
Nebraska	Guyn, Kilpatrick, Thomas, Rubles, Jackson
SMU	Guyn, Kilpatrick, Thomas, Rubles, Jackson
at Memphis	Guyn, Kilpatrick, Thomas, Rubles, Jackson
at Houston	Guyn, Kilpatrick, Thomas, Rubles, Jackson
Rutgers	Guyn, Kilpatrick, Thomas, Rubles, Jackson
Temple	Guyn, Kilpatrick, Thomas, Rubles, Jackson
at USF	Guyn, Kilpatrick, Thomas, Rubles, Jackson
UCF	Guyn, Kilpatrick, Thomas, Rubles, Jackson
at Temple	Guyn, Kilpatrick, Thomas, Rubles, Jackson
at Louisville	Guyn, Kilpatrick, Thomas, Rubles, Jackson
USF	Guyn, Kilpatrick, Thomas, Rubles, Jackson
UConn	Guyn, Kilpatrick, Thomas, Rubles, Jackson
at SMU	Guyn, Kilpatrick, Thomas, Rubles, Jackson
Houston	Guyn, Kilpatrick, Thomas, Rubles, Jackson
at UCF	Guyn, Kilpatrick, Thomas, Rubles, Jackson
Louisville	Guyn, Kilpatrick, Thomas, Rubles, Jackson
at UConn	Guyn, Kilpatrick, Thomas, Rubles, Jackson
Memphis	
at Rutgers	

RECORD BY STARTING LINEUPS

UC Starters	Record
Guyn, Kilpatrick, Thomas, Rubles, Jackson	24-5

SPECIALITY STATISTICS

Opponent	Result	In Paint	Off TO	2nd Chance	Fast Break	Bench
North Carolina Central		28	10	13	13	13
at Cincinnati	W, 74-61	26	18	19	4	23
NC State		22	15	13	4	14
at Cincinnati	W, 68-57	36	6	16	2	13
Appalachian State		30	12	11	12	20
at Cincinnati	W, 77-49	48	12	21	2	32
Campbell		20	10	8	10	8
at Cincinnati	W, 81-62	58	32	16	14	15
UMass Lowell		24	10	5	14	12
at Cincinnati	W, 79-49	46	31	14	12	24
Kennesaw State		28	8	11	2	34
at Cincinnati	W, 96-67	54	23	23	15	31
USC Upstate		30	12	16	12	12
at Cincinnati	W, 86-50	16	33	9	6	32
at New Mexico		34	15	10	7	10
Cincinnati	L, 54-63	24	19	11	4	21
vs. Xavier		18	14	6	6	23
Cincinnati	L, 47-64	10	15	4	6	13
vs. Pittsburgh		16	4	7	2	5
Cincinnati	W, 44-43	30	9	16	2	12
Middle Tennessee		12	18	13	4	23
at Cincinnati	W, 69-47	28	26	11	12	19
Chicago State		22	12	0	12	10
at Cincinnati	W, 102-62	42	17	29	12	38
Nebraska		14	6	9	7	8
at Cincinnati	W, 74-59	34	14	21	13	31
SMU		28	10	11	6	33
at Cincinnati	W, 65-57	26	16	11	6	17
at Memphis		34	20	10	16	20
Cincinnati	W, 69-57	34	17	14	8	23
at Houston		20	10	7	6	23
Cincinnati	W, 61-60	24	18	13	8	23
Rutgers		30	13	9	14	10
at Cincinnati	W, 71-51	26	13	6	9	29
Temple		28	13	14	4	3
at Cincinnati	W, 69-58	24	15	10	12	12
at USF		26	12	9	8	22
Cincinnati	W, 61-54	22	15	6	2	11
UCF		28	10	7	8	17
at Cincinnati	W, 59-51	32	22	11	4	18
at Temple		20	18	14	3	9
Cincinnati	W, 80-76	34	8	4	13	23
at Louisville		34	26	13	6	6
Cincinnati	W, 69-66	30	13	11	8	5
USF		28	11	2	6	20
Cincinnati	W, 50-45	18	17	9	4	2
UConn		20	9	4	2	4
at Cincinnati	W, 63-58	34	10	4	12	7
at SMU		34	24	10	11	35
at Cincinnati	L, 55-76	18	20	9	4	8
Houston		32	10	9	7	18
at Cincinnati	W, 73-62	36	17	18	12	5
at UCF		18	6	13	5	19
Cincinnati	W, 77-49	34	21	14	9	25
Louisville		34	14	6	8	15
at Cincinnati	L, 57-58	14	7	10	0	14
at UConn		16	20	2	8	10
Cincinnati	L, 45-51	14	4	8	5	6
Memphis						
at Cincinnati						
at Rutgers						
Cincinnati						
Cincinnati Totals		772	508	368	223	535
Average		26.6	17.5	12.7	7.7	18.4
Opponents Totals		728	368	254	217	484
Average		25.1	12.7	8.8	7.5	16.7

OVERTIME RECORDS

UC's Overall Record	52-51
1 OT Games	43-43
2 OT Games	8-6
3 OT Games	0-1
4 OT Games	0-1
7 OT Games	1-0

RECORDS IN OVERTIME GAMES

Home	25-17	.595
Schmidlapp Gym	3-4	.429
Schmidt Fieldhouse	0-1	.000
Music Hall	0-1	.000
Armory Fieldhouse	5-4	.556
Cincinnati Gardens	3-2	.600
U.S. Bank Arena	3-1	.750
Fifth Third Arena	12-4	.750
Away	16-27	.372
Neutral	10-7	.588

Current Streak: Won- 1

Longest Winning Streak: 5 (Tay Baker - 1966-67)

Longest Losing Streak: 4 (Bob Ruess, 1943 - John Weithe, 1950)

- On Dec. 21, 1981 Cincinnati and Bradley played an NCAA-record 7-overtime game which UC won, 75-73.
- Cincinnati has been involved in two of the five NCAA tournament championship games to go into overtime. The Bearcats defeated Ohio State, 70-65, in 1961 but lost to Loyola (Ill.), 60-58, in 1963.
- In 1966-67, Cincinnati played six overtime games, winning five.

UC COACHES IN OVERTIME GAMES

Coach (Years)	No.	Record	Pct.
Bob Huggins (1989-2005)	25	14-11	.560
Mick Cronin (2006-pres.)	17	9-8	.529
Tay Baker (1965-72)	9	7-2	.778
Ed Jucker (1960-65)	9	4-5	.444
Ed Badger (1978-83)	8	3-5	.375
Tony Yates (1983-89)	7	2-5	.286
John Wiethe (1946-52)	5	1-4	.200
George Smith (1952-60)	4	3-1	.750
Gale Catlett (1972-78)	4	2-2	.500
Frank Rice (1928-32)	4	1-3	.250
Boyd Chambers (1918-28)	3	3-0	1.000
Clark Ballard (1939-42)	2	2-0	1.000
Andy Kennedy (2005-06)	2	1-1	.250
Tay Brown (1933-37)	2	0-2	.000
John Halliday (1932-33)	1	0-1	.000
Bob Ruess (1942-44)	1	0-1	.000
Walter Van Winkle (1937-39)	0	—	—
Ray Farnham (1944-46)	0	—	—

OVERTIME GAMES IN MICK CRONIN ERA

1/20/07	W	UC 96, West Virginia 83	1	SC
2/28/07	W	UC 70, Seton Hall 67	1	SC
2/9/08	W	UC 72, Rutgers 68	1	SC
3/2/08	L	Providence 81, UC 79	1	A
12/20/08	W	UC 85, Eastern Kentucky 77	1	SC
2/7/09	W	UC 64, Georgetown 62	1	SC
3/7/09	L	Seton Hall 67, UC 63	1	SC
11/25/09	L	Gonzaga 61, UC 59	1	N
12/13/09	L	Xavier 83, UC 79	2	A
2/21/10	L	Marquette 79, UC 76	1	SC
2/19/11	W	UC 93, Providence 81	1	A
11/25/11	L	Marshall 73, UC 69	1	SC
1/21/12	L	West Virginia 77, UC 74	1	A
3/8/12	W	UC 72, Georgetown 70	2	N
1/19/13	W	UC 71, Marquette 69	1	SC
2/21/13	L	UConn 73, UC 66	1	A
3/9/13	W	UC 61, USF 53	1	SC

THE LAST TIME...

TEAM

100 Points by a Team

By UC	102 vs. Chicago State, 12/23/13
By Opponent	105 by UCLA (20T), 3/17/02

90-99 Points by a Team

By UC	95 vs. Kennesaw State, 11/29/13
By Opponent	95 at Marquette , 2/11/12

30-plus Point Win

By UC	40 (102-62) vs. Chicago State, 12/23/13
By Opponent	38 (89-51) vs. Notre Dame, 3/10/11

60 Percent Shooting by a Team

By UC	.632 vs. Campbell, 11/20/13
By Opponent	.674 vs. Pittsburgh, 2/14/09

50 Percent Shooting by a Team

By UC	.547 at Temple, 1/26/14
By Opponent	.533 vs. Houston, 2/15/14

Cincinnati Played a Ranked Opponent

UC Win	63-58 vs. No. 22/RV UConn, 2/6/14
UC Loss	58-57 vs. No. 11/5 Louisville, 2/22/14

Overtime Game

UC Win	61-53 vs. South Florida, 3/09/13
UC Loss	73-66 at Connecticut, 2/21/13

Double Overtime Game

UC Win	72-70 (20T) vs. Georgetown, 3/8/12
UC Loss	83-79 (20T) at Xavier, 12/13/09

Triple Overtime Game

UC Win	75-73 (70T*) vs. Bradley, 12/21/81
UC Loss	89-85 (40T) vs. Memphis, 1/31/81

* - NCAA record.

INDIVIDUAL

40 Points by a Player

By UC	41, Steve Logan vs. Southern Mississippi, 2/15/02
By Opponent	41, Dell Curry, Virginia Tech, 1985-86

30 Points by a Player

By UC	36, Sean Kilpatrick vs. Marquette, 1/19/13
By Opponent	33, Dalton Pepper, at Temple, 1/26/14

20 Rebounds by a Player

By UC	20, Cedric McGowan vs. DePaul, 1/4/06
By Opponent	four times

15 Rebounds by a Player

By UC	16, Mike Williams, 12/20/08
By Opponent	15, Greg Monroe, vs. Georgetown, 3/6/10

Two Players with 20 or More Points in Same Game

By UC	Sean Kilpatrick(23), Cashmere Wright (20) vs. Maryland Eastern Shore, 12/8/12
By Opponent	Elijah Pittman (20), D.D. Scarver (20) vs. Marshall, 12/15/10

Three Players with 10 or More Reb. in Same Game

By UC	Justin Jackson (13), Jermaine Sanderes (13) & Sean Kilpatrick (10) vs. Chicago State, 12/23/13
-------	---

Two Players with 10 or More Reb. in Same Game

By UC	Titus Rubles (12) and Justin Jackson (10) vs. Temple, 1/14/14
By Opponent	Jamarr Sanders (11) and Elijah Millsap (15) at UAB, 12/16/09

10 Assists by a Player

By UC	10, Cashmere Wright, vs. Marshall, 11/25/11
By Opponent	10, Chris Howard, at USF, 2/14/09

Five Steals by a Player

By UC	5, Titus Rubles at SMU, 2/8/14
By Opponent	5, Greg Monroe, Georgetown, 2/7/09

Five Blocked Shots by a Player

By UC	7, Justin Jackson, vs. UCF, 1/23/14
By Opponent	5, Hamady Ndiaye, vs. Rutgers, 3/9/10

Double-Double by a UC Player

UC Win	Sean Kilpatrick (26 pts., 12 rebs.) vs. UConn, 2/6/14
UC Loss	JaQuon Parker (12 pts., 10 rebs.) at Providence, 2/6/13

Double-Doubles by Two UC Players

By UC	Justin Jackson (15 pts., 10 rebs.) & Titus Rubles (13 pts, 12 rebs) vs. Temple, 1/14/14 vs. Chicago State, 12/23/13
-------	--

Double-Doubles by Three UC Players

By UC	Sean Kilpatrick (21 pts, 10 rebs), Justin Jackson (16 pts., 12 rebs.) & Jermaine Sanders (13 pts, 14 rebs) vs. Chicago State, 12/23/13
-------	--

Triple-Double by a UC Player

By UC	Eric Hicks (22 pts., 12 rebs., 10 blks.) vs. Marquette, 1/7/06
-------	---

UC Player Led Team in Points, Reb., Assists

By UC	Sean Kilpatrick (26 pts., 12 rebs., 6 asst.) vs. SMU, 1/1/13
-------	---

A Player Won a Game in the Final Seconds

By UC	Titus Rubles putback with 4 seconds left UC defeats Pittsburgh 44-43, 12/17/13
By Opponent	Russ Smith jumper with 2.2 seconds left No. 11/5 Louisville defeats UC 58-57, 2/22/14

Four Players Scored in Double Figures

By UC	Sean Kilpatrick (16), Troy Caupain (14), Shaquille Thomas (11) & Justin Jackson (11) vs. Rutgers, 1/11/14
-------	---

Five Players Scored in Double Figures

By UC	Titus Rubles (13), Troy Caupain (13), Sean Kilpatrick (12), Shaquille Thomas (10) & Jermaine Sanders (10) vs. Appalachian State, 11/16/13
-------	---

Six Players Scored in Double Figures

By UC	Sean Kilpatrick (21), Cashmere Wright (14), Dion Dixon (11), Jeremiah Davis (11), Justin Jackson (11), Ge'Lawn Guyn (11) vs. Chicago State, 12/23/11
-------	---

Seven Players Scored in Double Figures

By UC	Sean Kilpatrick (21), Justin Jackson (19), Jermaine Sanders (14), Shaquille Thomas (14), Ge'Lawn Guyn (10), Troy Caupain (10) & Kevin Johnson (10) vs. Chicago State, 12/23/13
-------	---

CRONIN ERA BESTS

Most Points Scored

102 (W, 102-60)	vs. Miss. Valley St.	11/13/12
102 (W, 102-62)	vs. Chicago State	12/23/13
101 (W, 101-53)	vs. Ark.-Pine Bluff	12/21/11
101 (W, 101-70)	vs. Radford	12/17/11

Most Points Scored (Half)

59 (W, 102-60)	vs. Miss. Valley St.	(2nd) 11/13/12
56 (W, 93-83)	vs. Notre Dame	(2nd) 2/4/09
56 (W, 92-72)	vs. Utah Valley	(1st) 12/11/10

Highest FG Percentage

.632 (36-57)	vs. Campbell	11/20/13
.628 (27-43)	vs. St. John's	2/11/09
.603 (38-63)	vs. Radford	12/17/11

Highest 3-Pt. Percentage

.600 (6-10)	vs. St. John's	2/11/09
.583 (7-12)	at Georgetown	1/27/07
.583 (14-24)	vs. Central Michigan	11/25/06

Most Rebounds

69	vs. Chicago State	12/23/13
56	vs. North Carolina A&T	11/18/12
55	vs. Maryland Eastern Shore	12/8/12

Most Assists

27	vs. Toledo	11/18/09
25	vs. Chicago State	12/23/13
24	vs. Maryland Eastern Shore	12/8/12
24	vs. Georgia Southern	12/14/10
24	vs. North Carolina A&T	11/18/12

Most Blocked Shots

12	vs. Marquette	1/19/13
12	at DePaul	1/15/13
12	vs. North Carolina A&T	11/18/12
10	vs. Memphis	1/4/14
10	vs. Chicago State	12/23/13
10	vs. Wright State	12/22/12
10	vs. UT Martin	11/11/12
10	vs. Chicago State	12/23/11
10	vs. Alabama State	11/13/11
10	vs. Western Illinois	11/22/08

Most Steals

23	vs. Ark.-Little Rock	12/6/12
16	vs. Ark.-Pine Bluff	12/21/11
15	vs. Ark.-Pine Bluff	12/22/09
15	vs. North Carolina A&T	11/18/12

Most Forced Turnovers

32	vs. Ark.-Little Rock	12/6/12
32	vs. North Carolina State	12/23/06
29	vs. Ark.-Pine Bluff	12/21/11

Fewest Points Allowed

34	vs. Dayton	11/27/10
39	vs. Howard	11/10/06
	at West Virginia	1/30/08
	vs. North Carolina A&T	11/18/12

Fewest Points Allowed (Half)

13	vs. Marquette	1/19/13
14	vs. Alabama State	(1st) 11/13/11

Lowest FG Percentage Allowed


.152 (10-66)	vs. North Carolina A&T	11/18/12
.200 (12-60)	vs. Dayton	11/27/10
.200 (10-50)	at West Virginia	1/30/08

Lowest 3-Pt. FG Percentage Allowed


.000 (0-10)	at No. 24/22 Pittsburgh	12/31/12
.000 (0-4)	vs. Texas Southern	11/18/08
.045 (1-22)	at West Virginia	1/30/08
.063 (1-16)	vs. Providence	3/13/13
.091 (1-11)	vs. USF	2/2/14

Biggest Win


54 (93-39)	vs. North Carolina A&T	11/18/12
49 (101-53)	vs. Ark.-Pine Bluff	12/21/11
45 (99-54)	vs. Georgia Southern	12/14/10
42 (102-62)	vs. Miss. Valley St.	11/13/12




0 **DEREK COX**
G » 6-3 » 186 » R-SR.
MASON, OHIO




1 **DESHAUN MORMAN**
G » 6-3 » 190 » FR.
RICHMOND, VA.




2 **TITUS RUBLES**
F » 6-7 » 220 » SR.
DALLAS, TEXAS




3 **SHAQUILLE THOMAS**
F » 6-7 » 205 » R-SO.
PATERSON, N.J.




5 **JUSTIN JACKSON**
F » 6-8 » 230 » SR.
COCOA BEACH, FLA.




10 **TROY CAUPAIN**
G » 6-3 » 200 » FR.
MIDLOTHIAN, VA.




11 **JERMAINE LAWRENCE**
F » 6-9 » 205 » FR.
SPRINGFIELD GARDENS, N.Y.




14 **GE'LAWN GUYN**
G » 6-2 » 185 » JR.
LEXINGTON, KY.



15 **JERMAINE SANDERS**
F » 6-5 » 210 » JR.
FAR ROCKAWAY, N.J.




23 **SEAN KILPATRICK**
G » 6-4 » 210 » R-SR.
YONKERS, N.Y.




25 **KEVIN JOHNSON**
G » 6-2 » 180 » FR.
CINCINNATI, OHIO



32 **JAMAREE STRICKLAND**
C » 6-10 » 270 » FR.
OAKLAND, CALIF.



33 **DAVID NYARSUK**
C » 7-1 » 250 » SR.
JUBA, SOUTH SUDAN



45 **ZACK TOBLER**
F » 6-5 » 215 » FR.
FORT MITCHELL, KY.



MICK CRONIN
HEAD COACH



LARRY DAVIS
ASSOCIATE HEAD COACH



DARREN SAVINO
ASSISTANT COACH



ANTWON JACKSON
ASSISTANT COACH

CINCINNATI PLAYER SEASON & CAREER HIGHS

#0 - DEREK COX

2013-14 Season		Career
0	Pts	0
1 vs. Middle Tennessee, 12/21/13	FG Atts	1 vs. Middle Tennessee, 12/21/13
0	FG Made	0
0	3PT-FG Atts	0
0	3PT-FG Made	0
1 vs. Middle Tennessee, 12/21/13	Rebs	1 vs. Middle Tennessee, 12/21/13
0	Assts	0
0	Stls	0
0	Blks	0
1 vs. Middle Tennessee, 12/21/13	Mins	1 vs. Middle Tennessee, 12/21/13

#2 - TITUS RUBLES

2013-14 Season		Career
14, 2x (last vs. Kennesaw State, 11/29/13)	Pts	14 (2x) last vs. NC State, 11/12/13
10 vs. vs. App State, 11/16/13	FG Atts	14 vs. Alabama, 12/1/12
6 vs. vs. App State, 11/16/13	FG Made	6 vs. App State, 11/16/13
1, 3x (last at UCF, 2/19/14)	3PT-FG Atts	6 vs. St. John's, 1/5/13
0	3PT-FG Made	3 vs. St. John's, 1/5/13
14 vs. Louisville, 2/22/14	Rebs	14 vs. Louisville, 2/22/14
5, 3x (last at USF, 1/18/14)	Assts	5, 6x (last at USF, 1/18/14)
5 at SMU 2/8/14	Stls	5 at SMU 2/8/14
3, 3x (last at USF, 1/18/14)	Blks	3, 3x (last at USF, 1/18/14)
38 at UConn, 3/1/14	Mins	38 at UConn, 3/1/14

#3 - SHAQUILLE THOMAS

2013-14 Season		Career
15 at Temple, 1/26/14	Pts	15 at Temple, 1/26/14
10 vs. Houston, 2/15/14	FG Atts	10 vs. Houston, 2/15/14
7at Temple, 1/26/14	FG Made	7 at Temple, 1/26/14
3 vs. Xavier, 12/14/13	3PT-FG Atts	3 vs. Xavier, 12/14/13
2 vs. Xavier, 12/14/13	3PT-FG Made	2 vs. Xavier, 12/14/13
7 vs. App State, 11/16/13	Rebs	8 vs. Providence, 3/13/13
5, 2x (last vs. UCF, 1/23/14)	Assts	5, 2x (last vs. UCF, 1/23/14)
3, 2x (last at Memphis, 1/4/14)	Stls	3 USC Upstate, 12/2/13
1, 7x (last at UCF, 2/19/14)	Blks	1, 13x (last at UCF, 2/19/14)
35 vs. Xavier (12/14/13)	Mins	35 vs. Xavier (12/14/13)

#5 - JUSTIN JACKSON

2013-14 Season		Career
19, 2x (last vs. Chicago State, 12/23/13)	Pts	19, 2x (last vs. Chicago State, 12/23/13)
14, 2x (last vs. Nebraska, 12/28/13)	FG Atts	14, 2x (last vs. Nebraska, 12/28/13)
9, 2x (last vs. Chicago State, 12/23/13)	FG Made	9, 2x (last vs. Chicago State, 12/23/13)
0	3PT-FG Atts	3 vs. Wright State, 12/22/12
0	3PT-FG Made	1, 2x (last vs. UMES, 12/8/12)
13 vs. Chicago State, 12/23/13	Rebs	13 vs. Chicago State, 12/23/13
4 at Houston, 1/7/14	Assts	4, 6x (last at Houston, 1/7/14)
5 vs. SMU, 1/1/14	Stls	5 vs. SMU, 1/1/14
7, 2x (last vs. UCF, 1/23/14)	Blks	7, 3x (last vs. UCF, 1/23/14)
35 vs. Middle Tennessee, 12/21/13	Mins	35, 2x (last vs. Middle Tennessee, 12/21/13)

#10 - TROY CAUPAIN

2013-14 Season		Career
15 vs. USC Upstate, 12/2/13	Pts	15 vs. USC Upstate, 12/2/13
8, 2x (last vs. Xavier, 12/14/13)	FG Atts	8, 2x (last vs. Xavier, 12/14/13)
5, 2x (last vs. Rutgers 1/11/14)	FG Made	5, 2x (last vs. Rutgers 1/11/14)
5 vs. USC Upstate, 12/2/13	3PT-FG Atts	5 vs. USC Upstate, 12/2/13
3 vs. USC Upstate, 12/2/13	3PT-FG Made	3 vs. USC Upstate, 12/2/13
6 at USF, 1/18/14	Rebs	6 at USF, 1/18/14
9 at Temple, 1/26/14	Assts	9 at Temple, 1/26/14
3 at Memphis, 1/4/14	Stls	3 at Memphis, 1/4/14
1 vs. Kennesaw State, 11/29/13	Blks	1 vs. Kennesaw State, 11/29/13
26 vs. App State, 11/16/13	Mins	26 vs. App State, 11/16/13

#11 - JERMAINE LAWRENCE

2013-14 Season		Career
9 vs. Kennesaw State, 11/29/13	Pts	9 vs. Kennesaw State, 11/29/13
8 vs. Kennesaw State, 11/29/13	FG Atts	8 vs. Kennesaw State, 11/29/13
4, 2x (last vs. Kennesaw State, 11/29/13)	FG Made	4, 2x (last vs. Kennesaw State, 11/29/13)
0	3PT-FG Atts	0
0	3PT-FG Made	0
8 vs. NC State, 11/12/13	Rebs	8 vs. NC State, 11/12/13
3 vs. Chicago State, 12/23/13	Assts	3 vs. Chicago State, 12/23/13
2, 2x (last vs. UMass Lowell, 11/26/13)	Stls	2, 2x (last vs. UMass Lowell, 11/26/13)
2, 4x (last vs. Louisville, 2/22/14)	Blks	2, 4x (last vs. Louisville, 2/22/14)
23 vs. Kennesaw State, 11/29/13	Mins	23 vs. Kennesaw State, 11/29/13

#14 - GE'LAWN GUYN

2013-14 Season		Career
15 vs. USC Upstate, 12/2/13	Pts	15 vs. USC Upstate, 12/2/13
10 vs. Chicago State, 12/23/13	FG Atts	10 vs. Chicago State, 12/23/13
4, 2x (last vs. Chicago State, 12/23/13)	FG Made	4, 2x (last vs. Chicago State, 12/23/13)
7 at Houston, 1/7/14	3PT-FG Atts	7 at Houston, 1/7/14
3 vs. USC Upstate, 12/2/13	3PT-FG Made	3 vs. USC Upstate, 12/2/13
5 vs. UConn, 2/6/14	Rebs	5 vs. UConn, 2/6/14
4 vs. UConn, 2/6/14	Assts	7 vs. Chicago State, 12/23/11
3 vs. UCF, 1/23/14	Stls	3, 2x (last vs. UCF, 1/23/14)
1, 5x (last vs. Louisville, 2/22/14)	Blks	2 vs. UT Martin, 11/11/12
28 vs. UConn, 2/6/14	Mins	30 vs. Marquette, 1/19/13

#15 - JERMAINE SANDERS

2013-14 Season		Career
14 vs. Chicago State, 12/23/13	Pts	14 vs. Chicago State, 12/23/13
10 vs. Chicago State, 12/23/13	FG Atts	10 vs. Chicago State, 12/23/13
5 vs. Chicago State, 12/23/13	FG Made	5 vs. Chicago State, 12/23/13
6, 2x (last vs. Chicago State, 12/23/13)	3PT-FG Atts	6, 2x (last vs. Chicago State, 12/23/13)
3, 3x (last at Houston, 1/7/14)	3PT-FG Made	3, 3x (last at Houston, 1/7/14)
13 vs. Chicago State, 12/23/13	Rebs	13 vs. Chicago State, 12/23/13
3 vs. NC Central, 11/8/13	Assts	3, 3x (last last vs. NC Central, 11/8/13)
3 vs. Kennesaw State, 11/29/13	Stls	3 vs. Kennesaw State, 11/29/13
2 at USF, 1/18/14	Blks	2 at USF, 1/18/14
31, 2x (last at Houston, 1/7/14)	Mins	31, 2x (last at Houston, 1/7/14)

#23 - SEAN KILPATRICK

2013-14 Season		Career
29 at Temple, 1/26/14	Pts	36 vs. Marquette, 1/19/13
26 vs. Louisville, 2/22/14	FG Atts	27 vs. Xavier, 12/19/12
9, 4x (last vs. Louisville, 2/22/14)	FG Made	11 vs. Marquette, 1/19/13
14 vs. Louisville, 2/22/14	3PT-FG Atts	15, 3x (last at Seton Hall, 2/2/13)
6, 3x (last at UCF, 2/19/14)	3PT-FG Made	8 vs. N.C. A&T, 11/18/12
12 vs. UConn, 2/6/14	Rebs	12 vs. UConn, 2/6/14
7 vs. USC Upstate, 12/2/13	Assts	7 vs. USC Upstate, 12/2/13
3, 4x (last vs. Temple, 1/14/14)	Stls	6 vs. Arkansas-Pine Bluff, 12/21/11
1 at Temple, 1/26/14	Blks	2, 2x (last at Pittsburgh, 12/31/12)
40, 2x (last vs. Louisville, 2/22/14)	Mins	45 vs. Marshall, 11/25/11

#25 - KEVIN JOHNSON

2013-14 Season		Career
11 vs. Nebraska, 12/28/13	Pts	11 vs. Nebraska, 12/28/13
10 vs. Chicago State, 12/23/13	FG Atts	10 vs. Chicago State, 12/23/13
4, 2x (last vs. Nebraska, 12/28/13)	FG Made	4, 2x (last vs. Nebraska, 12/28/13)
6 vs. Chicago State, 12/23/13	3PT-FG Atts	6 vs. Chicago State, 12/23/13
1, 9x (last at at SMU 2/8/14)	3PT-FG Made	1, 9x (last at SMU 2/8/14)
4 vs. Nebraska, 12/28/13	Rebs	4 vs. Nebraska, 12/28/13
3, 2x (last at UCF, 2/19/14)	Assts	3, 2x (last at UCF, 2/19/14)
1, 9x (last at Temple, 1/26/14)	Stls	1, 9x (last at Temple, 1/26/14)
1, 3x (last at UCF, 2/19/14)	Blks	1, 3x (last at UCF, 2/19/14)
22 vs. Xavier, 12/14/13	Mins	22 vs. Xavier, 12/14/13

#33 - DAVID NYARSUK

2013-14 Season		Career
5 at UCF, 2/19/14	Pts	12 vs. Arkansas Little-Rock, 12/6/12
4 at Temple, 1/26/14	FG Atts	6, 3x (last vs. Arkansas Little-Rock, 12/6/12)
2, 4x (last at UCF, 2/19/14)	FG Made	5 vs. Arkansas-Little Rock, 12/6/12
0	3PT-FG Atts	0
0	3PT-FG Made	0
4, 2x (last vs. Chicago State, 12/23/13)	Rebs	6, 4x (last vs. UConn, 3/2/13)
2 vs. Kennesaw State, 11/29/13	Assts	2, 2x (last vs. Kennesaw State, 11/29/13)
1, 2x (last at UCF, 2/19/14)	Stls	1, 4x (last at UCF, 2/19/14)
3 at Houston, 1/7/14	Blks	5 vs. N.C. A&T, 11/18/12
20 at Temple, 1/26/14	Mins	24 vs. UT Martin, 11/11/12

#45 - ZACK TOBLER

2013-14 Season		Career
0	Pts	0
1, 4x (last vs. Chicago State, 12/23/13)	FG Atts	1, 4x (last vs. Chicago State, 12/23/13)
0	FG Made	0
1, 2x (last vs. Chicago State, 12/23/13)	3PT-FG Atts	1, 2x (last vs. Chicago State, 12/23/13)
0	3PT-FG Made	0
1, 2x (last vs. Middle Tennessee, 12/21/13)	Rebs	1, 2x (last vs. Middle Tennessee, 12/21/13)
0	Assts	0
0	Stls	0
0	Blks	0
4 vs. USC Upstate, 12/2/13	Mins	4 vs. USC Upstate, 12/2/13



DEREK COX

R-SR.-HS. • G • 6-3 • 186

MASON, OHIO

MASON HIGH SCHOOL

0

2013-14 Season (R-Senior): Saw action in win over UCF(1/23) ... Made his debut on the court against Middle Tennessee (12/21), grabbing a rebound ... Joined the team as a walk-on last week but will continue to practice with the football team through the Belk Bowl (Dec. 28).

Sports at Cincinnati: Basketball is the third sport he has participated in at UC ... currently in his final year of athletic eligibility ... redshirted his freshman season as a preferred walk-on with the baseball team (2010) and appeared in two games out of the bullpen as a freshman (2011), totaling two innings pitched, 3 hits, 3 earned runs, 3 walks and one strikeout ... did not play baseball but went through spring football in 2012 ... served on the practice squad on the football team in 2012 and during the current season with the Bearcats ... named 2012 BIG EAST Conference All-Academic Team.

Prior to Cincinnati: Played the second half of an injury-shortened senior season (2008-09) in basketball at Mason High School, averaging nine points and five rebounds ... helped team to sectional championship and district runner-up finish while averaging 15 points in playoff action as a senior ... lettered in football, basketball and baseball as a junior and senior ... played safety on the football team ... Named to East-West baseball game in 2009.

Personal: Derek Towson Cox ... born Jan. 17, 1991 in Cincinnati, Ohio ... son of Adrienne and Terry Cox ... has one younger sister, Madeline ... majoring in finance.

COX'S SEASON & CAREER HIGHS

2013-14 Season		Career
0	Pts	0
1 vs. Middle Tennessee, 12/21/13	FG Atts	1 vs. Middle Tennessee, 12/21/13
0	FG Made	0
0	3PT-FG Atts	0
0	3PT-FG Made	0
1 vs. Middle Tennessee, 12/21/13	Rebs	1 vs. Middle Tennessee, 12/21/13
0	Assts	0
0	Stls	0
0	Blks	0
1 vs. Middle Tennessee, 12/21/13	Mins	1 vs. Middle Tennessee, 12/21/13

COX'S MISCELLANEOUS STATISTICS

Category	2013-14	Career
Double-Figure Scoring Games	0	0
Double-Figure Rebounding Games	0	0
Double-Double Games	0	0
20-Point Scoring Games	0	0
Games Led UC in Scoring	0	0
Games Led UC in Rebounding	0	0
Games Led UC in Assists	0	0
Games With 3+ Assists	0	0
Games With 3+ Blocks	0	0
Games With 3+ Steals	0	0
Games With 3+ Three-Pointers	0	0


GAME-BY-GAME STATISTICS

2013-14 (SENIOR SEASON)

Opponent	Date	gs	min	Total		3-Pointers		Free throws		Rebounds				pf	a	tlo	blk	stl	pts	avg
				fg-fga	pct	3fg-fga	pct	ft-fa	pct	off	def	tot	avg							
MIDDLE TENNESSEE	12/21/13	1		0-1	.000	0-0	.000	0-0	.000	0	1	1	1.0	0	0	0	0	0	0	0.0
UCF	1/23/14	1		0-0	.000	0-0	.000	0-0	.000	0	0	0	0.5	0	0	0	0	0	0	0.0
Totals		0	2	0-1	.000	0-0	.000	0-0	.000	0	1	1	0.5	0	0	0	0	0	0	0.0

COX'S CAREER STATISTICS

			Total		3-Point		F-Throws		Rebounds											Scoring	
Season	gp-gs	min/avg	fg-fga	pct	fg-fga	pct	ft-fa	pct	off	def	tot	avg	pf	fo	ast	to	blk	stl	pts	avg	
2013-14	2-0	2/1.0	0-1	.000	0-0	.000	0-0	.000	0	1	1	0.5	0	0	0	0	0	0	0	0.0	
TOTAL	2-0	2/1.0	0-1	.000	0-0	.000	0-0	.000	0	1	1	0.5	0	0	0	0	0	0	0	0.0	



DESHAUN MORMAN

FR. • G • 6-3 • 190

RICHMOND, VA.

FAITH BAPTIST CHRISTIAN (FLA.)

1

2013-14 Season (Freshman): Suffered a broken bone in his right foot during practice on Nov. 18 ... Has not played in a game this season.

Prior to Cincinnati: Averaged 14.3 points, 7.4 assists, 6.0 rebounds and 2.4 steals during his 2012-13 season at Faith Baptist Christian, a prep school in Bradenton, Fla. ... helped lead Coolidge High School in Washington, D.C., to the 2012 D.C. City Championship title while averaging 16.8 points, 7.3 rebounds and 5.6 assists ... tabbed a first team all-Metro selection by the Washington Post ... received honorable mention All-America accolades and was listed a Top 150 prospect by

Rivals.com ... named one of the five best players in the D.C. area according to DMV Elite Report and was tabbed a Mid-Atlantic first team honoree by the Mid-Atlantic Report.

Personal: Deshaun Lamar Morman ... born Feb. 26, 1994 in Richmond, Va. ... son of Cheryl and Andre Morman ... has one brother, Devin ... majoring in communications.

MORMAN'S SEASON & CAREER HIGHS

2013-14 Season		Career
0	Pts	0
0	FG Atts	0
0	FG Made	0
0	3PT-FG Atts	0
0	3PT-FG Made	0
0	Rebs	0
0	Assts	0
0	Stls	0
0	Blks	0
0	Mins	0


MORMAN'S MISCELLANEOUS STATISTICS

Category	2013-14	Career
Double-Figure Scoring Games	0	0
Double-Figure Rebounding Games	0	0
Double-Double Games	0	0
20-Point Scoring Games	0	0
Games Led UC in Scoring	0	0
Games Led UC in Rebounding	0	0
Games Led UC in Assists	0	0
Games With 3+ Assists	0	0
Games With 3+ Blocks	0	0
Games With 3+ Steals	0	0
Games With 3+ Three-Pointers	0	0

GAME-BY-GAME STATISTICS

2013-14 (FRESHMAN SEASON)

MORMAN'S CAREER STATISTICS



TITUS RUBLES

SR • F • 6-7 • 220

DALLAS, TEXAS

BLINN COLLEGE

2

• 2013-14 AAC Weekly Honor Roll selection (Nov. 18)

Pronunciation: Titus ROO-bulls

2013-14 Season (Senior): Pulled down 13 rebounds, while scoring six points and making three steals, at UConn (3/1) ... Grabbed 14 rebounds, while scoring four points, in the effort against Louisville (2/22) ... Recorded six point, four rebounds and three assists in win at UCF (2/19) ... Scored eight points and grabbed four boards against Houston (2/15) ... Posted eight points, five rebounds and five steals at SMU (2/8) ... Recorded five points and six rebounds versus USF (2/2) ... Had eight points and eight boards at Louisville (1/30) ... Posted nine points, six boards and four assists at Temple (1/26) ... Scored nine points and grabbed seven boards against UCF (1/23) ... Had a team-high five assists, adding five points and four rebounds, at USF (1/18) ... Posted his first double-double of the year with 13 points and 12 rebounds versus Temple (1/14) ... Grabbed 10 rebounds and dished out five assists, while scoring four points of his own against Rutgers (1/11) ... Pulled down 10 rebounds while adding seven points, three assists, three blocks and a pair of steals at Houston (1/7) ... Had two points, seven rebounds and four assists at Memphis (1/4) ... Grabbed eight rebounds while adding five assists, three blocks and a pair of steals against Chicago State (12/23) ... Hit the game-winning basket with four seconds left as part of a six-point performances against Pittsburgh at Madison Square Garden (12/17) ... Posted 14 points and five rebounds versus Kennesaw State (11/29) ... Named to AAC Weekly Honor Roll on Nov. 18 after averaging 13.5 points, 7.0 rebounds and 2.0 assists in wins over N.C. State and Appalachian State ... Tied for the team high in points (13) and rebounds (seven) against Appalachian State (11/16) ... Scored 14 points and pulled down seven rebounds versus NC State (11/12) ... Grabbed a game-high eight rebounds to go with 13 points, three steals and a block against NC Central (11/8).

2012-13 Season (Junior): Played in all 34 games with 12 starts, averaging 21.8 minutes ... started nine of 18 BIG EAST games ... finished among the team leaders in rebounds (first at 5.9), assists (second at 2.0) and scoring (fourth at 5.9) ... ranked 16th in the BIG EAST in rebounding (5.9) ... led UC in rebounding in 13 games ... led the Bearcats in assists in eight games ... scored a career-high 14 points against St. John's (1/5) ... pulled down a career-high 11 rebounds at Rutgers (1/12) ... posted a double-double with 12 points

and 10 rebounds, including 10-of-12 shooting from the free-throw line against Marquette (1/19) ... had 11 points on 5-of-12 shooting with eight rebounds against Creighton in the NCAA tournament second round.

Prior to Cincinnati: Considered by JucoJunction.com to be the No. 2 prospect in the country in the junior college ranks ... attended Blinn College, a community college in Brenham, Texas for the 2011-12 campaign ... earned NJCAA All-America honorable mention honors after averaging 14.5 points and a team-high 9.8 rebounds during the 2011-12 season ... shot 50 percent from the field, 72 percent from the free-throw line and swiped 51 steals ... tabbed a First Team All-Region XIV selection and all-conference honoree while leading the Buccaneers to a 27-7 record and the school's first appearance in the Region XIV Tournament title game - one game shy of competing in the NJCAA National Championship ... named a Region XIV All-Tournament First Team selection after averaging 11.5 points and a tournament-best 12.3 rebounds during the tournament ... attended Independence Community College in Independence, Kan., during the 2010-11 season ... earned freshman of the year, First Team All-Jayhawk Conference honors and first team all region accolades while averaging 20.3 points and 12.3 rebounds ... prior to his stay at Independence, attended God's Academy in Grand Prairie, Texas for the 2008-09 and 2009-10 seasons... became the all-time leading rebounder, grabbing more than 600 boards ... averaged 16.8 points, 13.6 rebounds and 4.7 blocks during the 2009-10 season.

Personal: Titus Ocean Rubles ... born Aug. 4, 1991 in Dallas, Texas ... son of Barbara Rubles and Hosie Perkins ... has four brothers: Calvin, Sidney, Darrius and Nunu and one sister: Ashley ... majoring in criminal justice.

RUBLES' SEASON & CAREER HIGHS

2013-14 Season		Career
14, 2x (last vs. Kennesaw State, 11/29/13)	Pts	14 (2x) last vs. NC State, 11/12/13
10 vs. vs. App State, 11/16/13	FG Atts	14 vs. Alabama, 12/1/12
6 vs. vs. App State, 11/16/13	FG Made	6 vs. App State, 11/16/13
1, 3x (last at UCF, 2/19/14)	3PT-FG Atts	6 vs. St. John's, 1/5/13
0	3PT-FG Made	3 vs. St. John's, 1/5/13
14 vs. Louisville, 2/22/14	Rebs	14 vs. Louisville, 2/22/14
5, 3x (last at USF, 1/18/14)	Assts	5, 6x (last at USF, 1/18/14)
5 at SMU 2/8/14	Stls	5 at SMU 2/8/14
3, 3x (last at USF, 1/18/14)	Blks	3, 3x (last at USF, 1/18/14)
38 at UConn, 3/1/14	Mins	38 at UConn, 3/1/14

RUBLES' MISCELLANEOUS STATISTICS

Category	2013-14	Career
Double-Figure Scoring Games	6	13
Double-Figure Rebounding Games	5	8
Double-Double Games	1	2
20-Point Scoring Games	0	0
Games Led UC in Scoring	1	1
Games Led UC in Rebounding	9	23
Games Led UC in Assists	6	14
Games With 3+ Assists	9	19
Games With 3+ Blocks	3	3
Games With 3+ Steals	4	9
Games With 3+ Three-Pointers	0	1

RUBLES' CAREER STATISTICS

			Total		3-Point		F-Throws		Rebounds										Scoring	
Season	gp-gs	min/avg	fg-fga	pct	fg-fga	pct	ft-fa	pct	off	def	tot	avg	pf	fo	ast	to	blk	stl	pts	avg
2012-13	34-12	740/21.8	66-195	.338	4-43	.093	64-97	.660	58	141	199	5.9	78	1	67	64	9	38	200	5.9
2013-14	29-29	827/28.5	68-170	.400	0-3	.000	67-90	.744	71	121	192	6.6	89	4	60	44	22	42	203	7.0
TOTAL	63-41	1567/24.9	134-365	.367	4-46	.087	131-187	.701	129	262	391	6.2	167	5	127	108	31	80	403	6.4

PLAYER GAME-BY-GAME STATISTICS


2 - TITUS RUBLES • F • 6-7 • 220 • SR. • DALLAS, TEXAS

2013-14 (SENIOR SEASON)

Opponent	Date	gs	min	Total		3-Pointers		Free throws		Rebounds				pf	a	tlo	blk	stl	pts	avg	
				fg-fga	pct	3fg-fga	pct	ft-fa	pct	off	def	tot	avg								
NORTH CAROLINA CENT	11/08/13	*	31	3-7	.429	0-0	.000	7-12	.583	3	5	8	8.0	3	0	3	1	3	13	13.0	
NC STATE	11/12/13	*	27	5-9	.556	0-0	.000	4-6	.667	3	4	7	7.5	3	2	0	1	0	14	13.5	
APPALACHIAN ST.	11/16/13	*	24	6-10	.600	0-0	.000	1-2	.500	5	2	7	7.3	3	2	3	1	2	13	13.3	
CAMPBELL	11/20/13	*	26	5-8	.625	0-0	.000	0-2	.000	1	3	4	6.5	3	4	2	0	3	10	12.5	
UMASS LOWELL	11/26/13	*	21	3-6	.500	0-0	.000	1-1	1.000	1	5	6	6.4	0	0	3	2	2	7	11.4	
KENNESAW ST.	11/29/13	*	21	3-7	.429	0-0	.000	8-8	1.000	2	3	5	6.2	2	1	0	0	2	14	11.8	
USC UPSTATE	12/03/13	*	25	1-5	.200	0-0	.000	5-6	.833	3	4	7	6.3	3	0	1	0	1	7	11.1	
at New Mexico	12/07/13	*	32	2-6	.333	0-0	.000	0-0	.000	4	2	6	6.3	5	1	0	0	2	4	10.3	
vs Xavier	12/14/13	*	24	0-6	.000	0-0	.000	3-4	.750	1	3	4	6.0	2	1	0	0	2	3	9.4	
vs Pittsburgh	12/17/13	*	30	3-9	.333	0-0	.000	0-0	.000	1	1	2	5.6	3	1	1	1	1	6	9.1	
MIDDLE TENNESSEE	12/21/13	*	21	1-5	.200	0-0	.000	2-3	.667	1	2	3	5.4	4	4	2	0	0	4	8.6	
CHICAGO STATE	12/23/13	*	25	0-3	.000	0-0	.000	0-0	.000	3	5	8	5.6	2	5	0	3	2	0	7.9	
NEBRASKA	12/28/13	*	30	2-4	.500	0-0	.000	0-0	.000	2	5	7	5.7	4	1	1	1	1	4	7.6	
SMU	1/1/14	*	15	2-6	.333	0-0	.000	2-3	.667	1	2	3	5.5	5	0	1	1	0	6	7.5	
at Memphis	1/4/14	*	26	1-6	.167	0-0	.000	0-1	.000	2	5	7	5.6	4	4	0	1	1	2	7.1	
at Houston	1/7/14	*	30	2-5	.400	0-0	.000	3-4	.750	5	5	10	5.9	5	3	1	3	2	7	7.1	
RUTGERS	1/11/14	*	33	1-2	.500	0-0	.000	2-2	1.000	1	9	10	6.1	4	5	3	1	1	4	6.9	
TEMPLE	1/14/14	*	34	3-7	.429	0-0	.000	7-7	1.000	5	7	12	6.4	4	2	4	1	1	13	7.3	
at USF	1/18/14	*	32	2-5	.400	0-0	.000	1-2	.500	1	3	4	6.3	1	5	5	3	0	5	7.2	
UCF	1/23/14	*	22	3-3	1.000	0-0	.000	3-6	.500	2	5	7	6.4	4	1	0	0	0	9	7.3	
at Temple	01/26/14	*	34	4-7	.571	0-0	.000	1-2	.500	2	4	6	6.3	3	4	2	1	1	9	7.3	
at Louisville	1/30/14	*	36	3-4	.750	0-0	.000	2-2	1.000	3	5	8	6.4	3	2	5	0	1	8	7.4	
USF	2/2/14	*	33	1-7	.143	0-1	.000	3-3	1.000	4	2	6	6.4	2	1	0	0	2	5	7.3	
UCONN	2/6/14	*	33	1-4	.250	0-0	.000	2-4	.500	2	3	5	6.3	3	2	1	0	1	4	7.1	
at SMU	02/08/14	*	33	2-5	.400	0-1	.000	4-4	1.000	2	3	5	6.3	2	1	2	1	5	8	7.2	
HOUSTON	2/15/14	*	32	4-5	.800	0-0	.000	0-0	.000	1	3	4	6.2	1	2	0	0	2	8	7.2	
at UCF	2/19/14	*	24	2-6	.333	0-1	.000	2-2	1.000	1	3	4	6.1	3	3	0	0	1	6	7.1	
LOUISVILLE	2/22/14	*	35	1-7	.143	0-0	.000	2-2	1.000	3	11	14	6.4	3	2	1	0	0	4	7.0	
at UConn	3/1/14	*	38	2-6	.333	0-0	.000	2-2	1.000	6	7	13	6.6	5	1	3	0	3	6	7.0	
Totals			29	827	68-170	.400	0-3	.000	67-90	.744	71	121	192	6.6	89	60	44	22	42	203	7.0

2012-13 (JUNIOR SEASON)

Opponent	Date	gs	min	Total		3-Pointers		Free throws		Rebounds				pf	a	tlo	blk	stl	pts	avg
				fg-fga	pct	3fg-fga	pct	ft-fa	pct	off	def	tot	avg							
UT MARTIN	11/11/12	16	3-6	500	0-1	.000	2-4	.500	3	4	7	7.0	1	4	3	0	0	8	8.0	
MISS. VALLEY ST.	11/13/12	20	3-6	500	1-2	.500	1-3	.333	0	7	7	7.0	0	5	0	2	0	8	8.0	
NORTH CAROLINA A&T	11/18/12	18	2-5	400	0-1	.000	2-4	.500	0	3	3	5.7	3	2	1	0	4	6	7.3	
CAMPBELL	11/20/12	19	2-3	667	0-1	.000	1-2	.500	1	5	6	5.8	4	3	2	0	0	5	6.8	
vs Iowa State	11/23/12	27	4-10	400	0-4	.000	2-3	.667	0	5	5	5.6	3	0	2	1	1	10	7.4	
vs Oregon	11/24/12	17	5-9	556	0-1	.000	3-3	1.000	2	2	4	5.3	4	1	4	0	0	13	8.3	
ALABAMA	12/01/12	25	4-14	286	0-2	.000	2-2	1.000	3	2	5	5.3	1	1	1	0	3	10	8.6	
UALR	12/6/12	17	2-7	286	0-0	.000	2-2	1.000	0	2	2	4.9	3	2	1	0	2	6	8.3	
UMES	12/8/12	18	2-6	333	0-3	.000	3-4	.750	3	7	10	5.4	1	4	2	0	1	7	8.1	
at Marshall	12/15/12	17	0-5	.000	0-0	.000	2-2	1.000	2	6	8	5.7	3	2	2	0	3	2	7.5	
vs Xavier	12/19/12	24	1-7	143	0-4	.000	0-0	.000	3	6	9	6.0	2	1	2	1	1	2	7.0	
WRIGHT STATE	12/22/12	21	5-10	500	0-1	.000	1-3	.333	3	6	9	6.3	4	3	4	0	2	11	7.3	
NEW MEXICO	12/27/12	15	1-6	167	0-1	.000	0-0	.000	0	2	2	5.9	0	1	3	0	0	2	6.9	
at PITT	12/31/12	16	1-3	333	0-0	.000	3-3	1.000	2	2	4	5.8	3	3	1	0	0	5	6.8	
ST. JOHN'S	1/5/13	22	4-8	500	3-6	.500	3-6	.500	0	3	3	5.6	2	2	2	0	0	14	7.3	
NOTRE DAME	1/7/13	* 25	1-9	111	0-3	.000	0-0	.000	1	6	7	5.7	2	5	1	0	0	2	6.9	
at Rutgers	1/12/13	* 26	2-5	400	0-1	.000	3-6	.500	2	9	11	6.0	2	0	3	1	1	7	6.9	
at DePaul	01-15-13	* 21	0-1	.000	0-1	.000	2-4	.500	1	2	3	5.8	4	1	1	0	1	2	6.7	
MARQUETTE	1/19/13	* 35	1-8	125	0-3	.000	10-12	.833	4	6	10	6.1	2	2	3	2	1	12	6.9	
at Syracuse	1/21/13	* 30	2-5	400	0-1	.000	1-1	1.000	5	1	6	6.1	1	5	1	0	0	5	6.9	
RUTGERS	1/30/13	18	1-1	1.000	0-0	.000	4-6	.667	1	3	4	6.0	1	2	1	0	1	6	6.8	
at Seton Hall	2/21/13	20	0-1	.000	0-0	.000	2-2	1.000	0	6	6	6.0	2	1	1	0	1	2	6.6	
at Providence College	2/6/13	19	0-3	.000	0-0	.000	0-0	.000	2	2	4	5.9	1	1	1	0	0	0	6.3	
PITT	2/9/13	24	2-9	222	0-1	.000	4-6	.800	3	5	8	6.0	3	1	0	0	1	8	6.4	
VILLANOVA	2/12/13	* 25	1-5	200	0-0	.000	2-2	1.000	3	1	4	5.9	2	3	3	0	3	4	6.3	
GEORGETOWN	2/15/13	20	2-6	333	0-0	.000	0-3	.000	1	2	3	5.8	3	1	2	0	1	4	6.2	
at UCONN	2/21/13	21	3-6	500	0-0	.000	1-2	.500	3	2	5	5.7	5	0	1	0	1	7	6.2	
at Notre Dame	2-24-13	22	2-6	333	0-1	.000	3-6	.500	1	6	7	5.8	2	1	0	1	1	7	6.3	
UCONN	03/02/13	* 17	2-5	400	0-1	.000	0-0	.000	1	6	7	5.8	4	2	1	0	2	4	6.2	
at LOUISVILLE	3/4/13	* 23	0-2	.000	0-0	.000	2-2	1.000	1	8	9	5.9	1	4	8	0	0	2	6.0	
USF	3/9/13	* 29	2-4	500	0-1	.000	0-0	.000	4	5	9	6.0	2	1	3	0	2	4	6.0	
vs Providence	3/13/13	* 24	1-2	.500	0-0	.000	0-0	.000	0	2	2	5.9	1	1	1	0	0	2	5.8	
vs Georgetown	3/14/13	* 19	0-0	.000	0-0	.000	2-4	.500	0	2	2	5.8	4	0	1	0	1	2	5.7	
vs Creighton	3/22/13	* 30	6-15	437	0-3	.000	1-1	1.000	3	5	8	5.9	2	2	2	1	4	11	5.9	
Totals		12	740	66-195	.338	4-43	.093	64-97	.660	58	141	199	5.9	78	67	64	9	38	200	5.9



SHAQUILLE THOMAS

R-SO. • F • 6-7 • 205
PATERSON, N.J.
NIA PREP SCHOOL

3

Pronunciation: Prefers Shaquille instead of Shaq.

2013-14 Season (R-Sophomore): Scored eight points and grabbed five rebounds at UConn (3/1) ... Posted eight points at UCF (2/19) ... Recorded 11 points on 5-of-10 shooting against Houston (2/15) ... Scored 11 points and grabbed six boards at Louisville (1/30) ... Posted 15 points in win at Temple (1/26) ... Led team with five assists, while also scoring six points and grabbing five rebounds against UCF (1/23) ... Recorded 10 points at USF (1/18) ... Scored 11 points in win over Rutgers (1/11) ... Had 10 points, four boards and three steals at Memphis (1/4) ... Poured in 10 points against SMU (1/1) ... Scored 14 points versus Chicago State (12/23) ... Recorded seven points against Middle Tennessee (12/21) ... Posted 13 points versus Xavier (12/14) ... Scored 11 points against Kennesaw State (11/26) ... Registered a career best five assists while adding seven points and five rebounds against UMass Lowell (11/26) ... Had 10 points and team-high seven rebounds against Appalachian State (11/16) ... Scored six points against NC State (11/12).

2012-13 Season (R-Freshman): Played in 33 games without a start, averaging 10.8 minutes ... played in all 18 BIG EAST games ... scored a career-

high 12 points on 6-of-9 shooting to go with four rebounds in 23 minutes against Creighton (3/22) in the NCAA tournament second round ... posted 11 points to go with seven rebounds and three assists in 22 minutes against Maryland Eastern Shore (12/8) ... pulled down a career-high eight rebounds against Providence (3/13) in the second round of the BIG EAST Championship.

2011-12 Season: Redshirted.

Prior to Cincinnati: Played two seasons at NIA Prep in Newark, N.J., averaging 28 points and eight assists in 2010-2011 ... tabbed a four-star prospect by Rivals.com and Scout.com ... listed as the 81st-best player overall nationally by Rivals.com ... tabbed the 20th-best small forward in the country by Scout.com ... chose to attend Cincinnati over Syracuse, Boston College and Xavier.

Personal: Shaquille Jamar Thomas ... born March 25, 1992 in Paterson, N.J. ... son of Amanda Thomas and Joseph Carson ... has a brother, Isaiah, and sister, Essence Carson, a forward/guard for the WNBA's New York Liberty ... nephew of long-time NBA veteran Tim Thomas ... majoring in criminal justice.

GAME-BY-GAME STATISTICS

2013-14 (R-SOPHOMORE SEASON)

Opponent	Date	gs	min	Total		3-Pointers		Free throws		Rebounds				pf	a	t/o	blk	stl	pts	avg	
				fg-fga	pct	3fg-fga	pct	ft-fa	pct	off	def	tot	avg								
NORTH CAROLINA CENT	11/08/13	*	11	1-2	.500	0-0	.000	0-0	.000	2	3	5	5.0	2	0	3	0	0	2	2.0	
NC STATE	11/12/13	*	25	2-4	.500	0-0	.000	2-3	.667	2	0	2	3.5	2	0	1	1	1	6	4.0	
APPALACHIAN ST.	11/16/13	*	27	3-9	.333	0-0	.000	4-4	1.000	4	3	7	4.7	0	2	1	1	1	10	6.0	
CAMPBELL	11/20/13	*	27	4-7	.571	0-0	.000	0-1	.000	1	1	2	4.0	0	2	3	0	1	8	6.5	
UMASS LOWELL	11/26/13	*	24	3-7	.429	0-2	.000	1-2	.500	1	3	4	4.0	1	5	0	0	2	7	6.6	
KENNESAW ST.	11/29/13	*	21	5-7	.714	1-1	1.000	0-0	.000	0	2	2	3.7	1	2	0	0	2	11	7.3	
USC UPSTATE	12/03/13	*	20	1-4	.250	0-0	.000	2-2	1.000	1	1	2	3.4	2	0	0	0	3	4	6.9	
at New Mexico	12/07/13	*	16	0-2	.000	0-0	.000	0-0	.000	0	2	2	3.3	2	1	1	1	1	0	6.0	
vs Xavier	12/14/13	*	35	5-8	.625	2-3	.667	1-4	.250	1	0	1	3.0	1	1	1	1	1	13	6.8	
vs Pittsburgh	12/17/13	*	20	0-4	.000	0-0	.000	0-0	.000	1	1	2	2.9	2	0	1	0	0	0	6.1	
MIDDLE TENNESSEE	12/21/13	*	16	2-5	.400	0-1	.000	3-3	1.000	1	2	3	2.9	2	0	3	0	1	7	6.2	
CHICAGO STATE	12/23/13	*	20	4-8	.500	0-2	.000	6-7	.857	0	1	1	2.8	1	2	0	0	1	14	6.8	
NEBRASKA	12/28/13	*	17	1-4	.250	0-0	.000	1-2	.500	0	2	2	2.7	1	0	0	0	0	3	6.5	
SMU	1/1/14	*	27	2-4	.500	0-0	.000	6-8	.750	0	1	1	2.6	1	0	1	0	0	10	6.8	
at Memphis	1/4/14	*	30	4-9	.444	1-1	1.000	1-3	.333	3	1	4	2.7	2	0	0	0	1	3	7.0	
at Houston	1/7/14	*	22	0-5	.000	0-1	.000	0-0	.000	1	3	4	2.8	3	1	2	0	0	0	6.6	
RUTGERS	1/11/14	*	28	2-7	.286	1-2	.500	6-6	1.000	0	3	3	2.8	0	0	0	0	2	11	6.8	
TEMPLE	1/14/14	*	24	2-3	.667	0-0	.000	0-0	.000	2	2	4	2.8	2	3	1	0	0	0	4	6.7
at USF	1/18/14	*	23	3-4	.750	0-0	.000	4-4	1.000	1	2	3	2.8	3	0	2	0	1	10	6.8	
UCF	1/23/14	*	17	2-6	.333	0-0	.000	2-4	.500	3	2	5	3.0	3	5	2	0	1	6	6.8	
at Temple	01/26/14	*	32	7-9	.778	0-1	.000	1-3	.333	1	3	4	3.0	5	2	1	1	0	15	7.2	
at Louisville	1/30/14	*	29	4-5	.800	0-1	.000	3-4	.750	2	4	6	3.1	3	1	2	0	0	11	7.4	
USF	2/2/14	*	23	1-6	.167	0-0	.000	0-0	.000	0	1	1	2.1	0	0	0	0	0	1	2.1	
UCONN	2/6/14	*	19	2-3	.667	0-0	.000	0-0	.000	0	1	1	3.0	1	0	0	0	0	4	7.0	
at SMU	02/08/14	*	24	2-5	.400	0-2	.000	1-2	.500	0	1	1	2.9	1	0	0	2	2	5	6.9	
HOUSTON	2/15/14	*	28	5-10	.500	0-1	.000	1-2	.500	1	1	2	2.9	2	1	1	0	1	11	7.1	
at UCF	2/19/14	*	24	4-8	.500	0-0	.000	0-0	.000	1	1	2	2.9	3	1	2	1	0	8	7.1	
LOUISVILLE	2/22/14	*	21	0-4	.000	0-0	.000	0-0	.000	0	0	0	2.8	1	1	1	0	1	0	6.9	
at UConn	3/1/14	*	25	3-7	.429	0-1	.000	2-6	.333	1	4	5	2.8	0	0	1	0	1	8	6.9	
Totals			29	675	74-166	.446	5-19	.263	47-70	.671	31	51	82	2.8	47	30	32	7	27	200	6.9

THOMAS' SEASON & CAREER HIGHS

2013-14 Season

15 at Temple, 1/26/14	Pts	15 at Temple, 1/26/14
10 vs. Houston, 2/15/14	FG Atts	10 vs. Houston, 2/15/14
7 at Temple, 1/26/14	FG Made	7 at Temple, 1/26/14
3 vs. Xavier, 12/14/13	3PT-FG Atts	3 vs. Xavier, 12/14/13
2 vs. Xavier, 12/14/13	3PT-FG Made	2 vs. Xavier, 12/14/13
7 vs. App State, 11/16/13	Rebs	8 vs. Providence, 3/13/13
5, 2x (last vs. UCF, 1/23/14)	Assts	5, 2x (last vs. UCF, 1/23/14)
3, 2x (last at Memphis, 1/4/14)	Stls	3 USC Upstate, 12/2/13
1, 7x (last at UCF, 2/19/14)	Blks	1, 13x (last at UCF, 2/19/14)
35 vs. Xavier (12/14/13)	Mins	35 vs. Xavier (12/14/13)

Career

THOMAS' MISCELLANEOUS STATISTICS

Category	2013-14	Career
Double-Figure Scoring Games	11	13
Double-Figure Rebounding Games	0	0
Double-Double Games	0	0
20-Point Scoring Games	0	0
Games Led UC in Scoring	0	0
Games Led UC in Rebounding	1	1
Games Led UC in Assists	2	3
Games With 3+ Assists	3	5
Games With 3+ Blocks	0	0
Games With 3+ Steals	2	2
Games With 3+ Three-Pointers	0	0

GAME-BY-GAME STATISTICS

2012-13 (R-FRESHMAN SEASON)

		Total			3-Pointers		Free throws		Rebounds											
Opponent	Date	gs	min	fg-fga	pct	3fg-fga	pct	ft-fa	pct	off	def	tot	avg	pf	a	t/o	blk	stl	pts	avg
UT MARTIN	11/11/12	12	1-4	.250	0-0	.000	1-2	.500	0	1	1	1.0	1	0	1	0	0	0	0	3.0
MISS. VALLEY ST.	11/13/12	11	3-3	1.000	0-0	.000	0-0	.000	2	2	4	2.5	0	2	2	0	0	0	6	4.5
NORTH CAROLINA A&T	11/18/12	20	3-8	.375	0-1	.000	0-0	.000	1	3	4	3.0	1	3	2	0	0	0	6	5.0
CAMPBELL	11/20/12	6	0-0	.000	0-0	.000	0-0	.000	0	2	2	2.8	0	1	0	1	0	1	0	3.8
vs Iowa State	11/23/12	1	0-0	.000	0-0	.000	0-0	.000	0	0	0	2.2	0	0	2.2	0	0	0	0	3.0
vs Oregon	11/24/12	9	1-3	.333	0-0	.000	2-3	.667	2	1	3	2.3	1	0	0	0	0	2	4	3.2
UALR	12/6/12	12	1-4	.250	0-1	.000	0-0	.000	1	2	3	2.4	1	0	0	0	0	2	2	3.0
UMES	12/8/12	22	4-8	.500	0-1	.000	3-4	.750	3	4	7	3.0	0	3	0	0	0	1	11	4.0
at Marshall	12/15/12	13	3-4	.750	0-0	.000	2-4	.500	2	1	3	3.0	3	2	1	1	0	8	4.4	
vs Xavier	12/19/12	10	1-2	.500	0-0	.000	0-0	.000	2	0	2	2.9	0	0	2	2	0	0	2	4.2
WRIGHT STATE	12/22/12	12	0-3	.000	0-0	.000	1-2	.500	1	1	2	2.8	0	0	0	0	0	0	1	3.9
NEW MEXICO	12/27/12	18	2-5	.400	1-1	1.000	0-0	.000	1	0	1	2.7	0	0	1	0	2	5	4.0	
at PITT	12/31/12	7	1-2	.500	0-0	.000	0-2	.000	2	1	3	2.7	0	0	2	0	0	2	3.8	
ST. JOHN'S	1/5/13	7	0-1	.000	0-0	.000	0-0	.000	1	0	1	2.6	0	0	0	0	0	0	0	3.6
NOTRE DAME	1/7/13	24	2-6	.333	1-2	.500	0-0	.000	1	2	3	2.6	1	2	0	1	0	5	3.7	
at Rutgers	1/12/13	4	0-0	.000	0-0	.000	0-0	.000	0	0	0	2.4	0	0	0	0	0	1	0	3.4
at DePaul	01-15-13	10	2-3	.667	0-0	.000	0-0	.000	0	0	0	2.3	0	0	1	0	0	4	3.5	
MARQUETTE	1/19/13	12	0-0	.000	0-0	.000	0-0	.000	0	2	2	2.3	1	0	0	0	0	0	0	3.3
at Syracuse	1/21/13	3	0-1	.000	0-0	.000	0-0	.000	0	0	0	2.2	0	0	0	0	0	0	0	3.1
RUTGERS	1/30/13	5	0-1	.000	0-0	.000	0-0	.000	0	0	0	2.1	0	0	0	0	0	0	0	3.0
at Seton Hall	2/2/13	5	0-1	.000	0-0	.000	0-0	.000	0	1	1	2.0	2	0	0	0	0	0	0	2.8
at Providence College	2/6/13	16	3-5	.600	0-0	.000	0-0	.000	2	2	4	2.1	1	0	1	1	1	6	3.0	
PITT	2/9/13	9	1-3	.333	0-0	.000	0-0	.000	0	0	0	2.0	2	0	0	0	0	1	2	2.9
VILLANOVA	2/12/13	2	0-0	.000	0-0	.000	1-2	.500	0	0	0	1.9	0	0	0	0	0	1	1	2.8
GEORGETOWN	2/15/13	2	0-0	.000	0-0	.000	0-0	.000	0	0	0	1.8	0	0	0	0	0	0	0	2.7
at UCONN	2/21/13	10	0-2	.000	0-0	.000	2-2	1.000	1	2	3	1.9	0	1	0	1	0	1	2	2.7
at Notre Dame	2-24-13	20	3-6	.500	1-2	.500	0-0	.000	2	3	5	2.0	1	1	1	0	2	7	2.9	
UCONN	03/02/13	8	0-4	.000	0-0	.000	0-0	.000	0	2	2	2.0	0	0	0	0	0	1	0	2.8
at LOUISVILLE	3/4/13	4	0-0	.000	0-0	.000	0-0	.000	0	0	0	1.9	0	0	1	1	0	0	0	2.7
USF	3/9/13	2	1-1	1.000	0-0	.000	0-0	.000	0	0	0	1.9	0	0	0	0	0	2	2.6	
vs Providence	3/13/13	19	2-7	.286	0-0	.000	1-2	.500	4	4	8	2.1	0	1	1	1	0	5	2.7	
vs Georgetown	3/14/13	18	2-5	.400	0-0	.000	0-1	.000	0	3	3	2.1	4	0	2	0	0	4	2.8	
vs Creighton	3/22/13	23	6-9	.667	0-0	.000	0-3	.000	2	2	4	2.2	3	0	1	0	1	10	3.0	
Totals		0	356	42-101	41.6	3-8	.375	13-27	.481	30	41	71	2.2	22	16	19	6	17	100	



JUSTIN JACKSON

SR. • F • 6-8 • 230
COCOA BEACH, FLA.
ARLINGTON COUNTRY DAY

5

DEFENSIVE PLAYER OF YEAR CANDIDATE

- **First player in the nation this season to win conference player of the week honors for three consecutive weeks**
- **2013-14 AAC Player of the Week (Dec. 23, Dec. 30, Jan. 6)**
- **2013-14 AAC Weekly Honor Roll selection (Nov. 25)**

2013-14 (Senior): Posted eight points and seven rebounds against Louisville (2/22) ... Scored 10 points while adding seven rebounds, four blocks and three steals at UCF (2/19) ... Hit six-of-seven shots to score 13 points, while grabbing a team-high five rebounds, against Houston (2/15) ... Had 10 points and nine boards at SMU (2/8) ... Scored 15 points and grabbed six rebounds versus UConn (2/6) ... Recorded 15 points and six rebounds versus USF (2/2) ... Scored 11 points while adding nine rebounds and three assists at Louisville (1/30) ... Posted 12 points, seven blocks, four steals and three assists in win over UCF (1/23) ... Scored nine points to go with five rebounds, three steals and two assists at USF (1/18) ... Recorded a double-double with 15 points and 10 rebounds, while adding six blocks and two steals against Temple (1/14) ... Posted 11 points, seven rebounds, three assists and three blocks versus Rutgers (1/11) ... Had seven points, five rebounds and four assists at Houston (1/7) ... Scored 13 points, grabbed eight rebounds and blocked seven shots at Memphis (1/4) ... Opened conference play with 17 points, six rebounds, five steals and five blocks, all team-highs, versus SMU (1/1) ... Posted his third-straight double-double with 15 points and 10 rebounds versus Nebraska (12/28) ... Poured in 19 points while adding 13 rebounds and four blocks against Chicago State (12/23) ... Recorded a double-double with 16 points and 12 rebounds, while adding four blocks and four steals, against Middle Tennessee (12/21) ... Led team in points (12), rebounds (nine) and assists (three) against Pittsburgh (12/17) ... Posted 10 points, six rebounds and three blocks at New Mexico (12/7) ... Recorded 11 points, seven boards and four blocks versus Kennesaw State (11/29) ... Grabbed a career best 12 rebounds while adding 13 points, three blocks and three steals against UMass Lowell (11/26) ... Recorded 19 points, nine rebounds and five blocks against

Campbell (11/20/13) ... Blocked four shots while adding eight points and four boards against App State (11/16) ... Posted his first career double-double against NC State (11/12) with 10 points and 10 boards, while adding four blocks.

2012-13 Season (Junior): Played in 30 games with 22 starts, averaging 18.8 minutes ... ranked eighth in the BIG EAST averaging 1.37 blocks ... finished second on the team with 41 blocks ... ranked among the team leaders in rebounding (third at 5.1), steals (fourth at 1.0) and assists (fifth with 1.5) ... led UC in blocks in eight games and rebounds in six games ... scored a season-high 10 points on 5-of-6 shooting at Marshall (12/15) ... scored seven points and grabbed a season-high 11 rebounds in the season opener against UT Martin (11/11) ... posted a season-high six blocks against Rutgers (1/30) ... recorded nine points, seven rebounds and three blocks against Maryland Eastern Shore (12/8).

2011-12 Season (Sophomore): Played in 37 games with 20 starts, averaging 21.1 minutes ... led UC with 61 blocks and ranked fifth in the BIG EAST, averaging 1.7 blocks per game ... recorded a career-high seven blocks against Marquette (2/29) ... rejected at least three shots in 10 games during the season ... shot 52.0 percent from the field (77 of 148) ... scored in double figures in four games ... led UC in rebounding in five games ... handed out three or more assists in six games ... tallied eight points, six rebounds and four blocks against Ohio State (3/22) in the NCAA tournament east region semifinal ... recorded six blocks and three rebounds vs. Louisville (3/10) ... tallied eight points, seven rebounds, two steals and a block at USF (2/26) ... handed out a career-high four assists against Seton Hall (2/18) ... posted 10 points on 4-of-8 shooting with a league season-high eight rebounds in 16

JACKSON'S SEASON & CAREER HIGHS

2013-14 Season		Career
19, 2x (last vs. Chicago State, 12/23/13)	Pts	19, 2x (last vs. Chicago State, 12/23/13)
14, 2x (last vs. Nebraska, 12/28/13)	FG Atts	14, 2x (last vs. Nebraska, 12/28/13)
9, 2x (last vs. Chicago State, 12/23/13)	FG Made	9, 2x (last vs. Chicago State, 12/23/13)
0	3PT-FG Atts	3 vs. Wright State, 12/22/12
0	3PT-FG Made	1, 2x (last vs. UMES, 12/8/12)
13 vs. Chicago State, 12/23/13	Rebs	13 vs. Chicago State, 12/23/13
4 at Houston, 1/7/14	Assts	4, 6x (last at Houston, 1/7/14)
5 vs. SMU, 1/1/14	Stls	5 vs. SMU, 1/1/14
7, 2x (last vs. UCF, 1/23/14)	Blks	7, 3x (last vs. UCF, 1/23/14)
35 vs. Middle Tennessee, 12/21/13	Mins	35, 2x (last vs. Middle Tennessee, 12/21/13)

JACKSON'S MISCELLANEOUS STATISTICS

Category	2013-14	Career
Double-Figure Scoring Games	20	25
Double-Figure Rebounding Games	6	7
Double-Double Games	6	6
20-Point Scoring Games	0	0
Games Led UC in Scoring	2	2
Games Led UC in Rebounding	16	28
Games Led UC in Assists	4	13
Games With 3+ Assists	9	24
Games With 3+ Blocks	17	33
Games With 3+ Steals	8	17
Games With 3+ Three-Pointers	0	0

minutes at Marquette (2/11) ... scored a career-high 14 points on 5-of-5 shooting to go with two blocks and two steals against DePaul (2/4) ... netted 11 points vs. Chicago State (12/23) ... scored 11 points with eight rebounds and three blocks at Wright State (12/14).

2010-11 Season (Freshman): Played in 35 games off the bench while averaging 12.9 minutes ... shot 52.7 percent from the field (39 of 74) on the season... scored five or more points in six games ... grabbed four or more rebounds in 14 games ... had four points and two rebounds at Marquette (3/2) ... scored four points with four rebounds vs. Connecticut (2/27) ... posted six points, six rebounds and two blocks at Georgetown (2/23) ... had five points and four rebounds at Providence (2/19) ... had six rebounds, three steals a block and an assist vs. St. John's (2/13) ... tied his career high with eight points and added six rebounds at Pittsburgh (2/5) ... scored a career-high eight points at St. John's (1/22) ... grabbed two rebounds and scored two points at Syracuse (1/15) ... scored a career-high seven points and grabbed four rebounds vs. St. Francis (12/23) ... dished out three assists - a season high - and recorded five rebounds against Georgia Southern (12/14) ... posted seven rebounds vs. Dayton (11/27) ... played 26 minutes in his collegiate debut vs. Mount St. Mary's (11/15) and grabbed four rebounds, made two assists and totaled three steals.

Prior to Cincinnati: Was ranked No. 92 among the ESPN.com 100 top recruits ... was the first player signed in the early signing period by UC ... is a power forward with strong defensive and rebounding skills ... played one season at Arlington Country Day in Jacksonville, Fla. ... helped the Apaches to the FHSAA Class 2A finals and a record of 21-6 as a senior ... spent his junior season at Montverde Academy playing for Kevin Sutton where he posted 15.0 points, 12.3 rebounds, and 3.1 blocks per game ... named to the Florida Association of Basketball Coaches (FABC) and Florida Sports Writer's Association (FSWA) State All-Independent teams.

Personal: Full name is Justin LeShayne Jackson ... born Oct. 13, 1990 ... son of Shannan and Larry Jackson ... father, Larry, was a 13th round pick in the 1977 MLB Draft by the Cincinnati Reds as a pitcher and spent five years in the Reds and Houston Astros organizations ... has two brothers, LaTray Green and Corbin Jackson, and a sister, Shaulya Murray ... majoring in criminal justice.

JACKSON'S CAREER STATISTICS

Season	gp-gs	min/avg	Total		3-Point		F-Throws		Rebounds				Scoring			
			fg-fga	pct	fg-fga	pct	ft-fa	pct	off	def	tot	avg	pts	pts	avg	
2010-11	35-0	452/12.9	39-74	.527	1-3	.333	10-33	.303	30	58	88	2.5	71	2	24	36
2011-12	37-20	780/21.1	77-148	.520	0-7	.000	34-65	.523	72	84	156	4.2	116	7	39	55
2012-13	30-22	564/18.8	46-110	.418	1-11	.091	22-43	.512	49	103	152	5.1	78	6	44	54
2013-14	29-29	773/26.7	132-236	.559	0-0	.000	54-106	.509	92	108	200	6.9	87	2	48	58
TOTAL	131-71	2569/19.6	294-568	.518	2-21	.095	120-247	.486	243	353	596	4.5	352	17	155	203

PLAYER GAME-BY-GAME STATISTICS

5 - JUSTIN JACKSON • F • 6-8 • 230 • SR. • COCOA BEACH, FLA.

2013-14 (SENIOR SEASON)


Opponent	Date	gs	min	Total		3-Pointers		Free throws		Rebounds				pts	avg						
				fg-fga	pct	3fg-fga	pct	ft-fa	pct	off	def	tot	avg								
NORTH CAROLINA CENT	11/08/13	*	21	4-5	.800	0-0	.000	0-0	.000	2	1	3	3.0	4	0	2	3	0	8	8.0	
NC STATE	11/12/13	*	25	4-8	.500	0-0	.000	2-4	.500	2	8	10	6.5	3	0	2	4	1	10	9.0	
APPALACHIAN ST.	11/16/13	*	19	4-9	.444	0-0	.000	0-2	.000	3	1	4	5.7	3	3	1	4	1	8	8.7	
CAMPBELL	11/20/13	*	29	9-12	.750	0-0	.000	1-3	.333	4	5	9	6.5	1	2	3	5	3	19	11.3	
UMASS LOWELL	11/26/13	*	24	5-13	.385	0-0	.000	3-5	.600	8	4	12	7.6	2	1	2	3	3	13	11.6	
KENNESAW ST.	11/29/13	*	24	5-12	.417	0-0	.000	1-2	.500	2	5	7	7.5	3	1	0	4	0	11	11.5	
USC UPSTATE	12/03/13	*	20	2-5	.400	0-0	.000	2-3	.667	1	1	2	6.7	2	3	2	0	2	6	10.7	
at New Mexico	12/07/13	*	27	3-10	.300	0-0	.000	4-4	1.000	3	3	6	6.6	4	0	1	3	0	10	10.6	
vs Xavier	12/14/13	*	28	0-1	.000	0-0	.000	1-2	.500	2	3	5	6.4	3	1	3	1	3	1	9.6	
vs Pittsburgh	12/17/13	*	32	6-8	.750	0-0	.000	0-0	.000	7	2	9	6.7	4	3	3	2	1	12	9.8	
MIDDLE TENNESSEE	12/21/13	*	35	7-8	.875	0-0	.000	2-7	.286	4	8	12	7.2	3	2	3	4	4	16	10.4	
CHICAGO STATE	12/23/13	*	25	9-14	.643	0-0	.000	1-4	.250	6	7	13	7.7	1	1	1	4	0	19	11.1	
NEBRASKA	12/28/13	*	31	6-14	.429	0-0	.000	3-5	.600	5	10	15	7.8	3	2	1	4	2	15	11.4	
SMU	11/14	*	34	5-9	.556	0-0	.000	7-10	.700	4	2	6	7.7	3	3	0	5	5	17	11.8	
at Memphis	11/14	*	31	6-10	.600	0-0	.000	1-2	.500	2	6	8	7.7	3	2	3	7	1	13	11.9	
at Houston	11/14	*	21	3-7	.429	0-0	.000	1-5	.200	2	3	5	7.6	4	4	2	1	1	7	11.6	
RUTGERS	11/11/14	*	20	4-5	.800	0-0	.000	3-6	.500	2	5	7	7.5	4	3	2	3	1	11	11.5	
TEMPLE	11/14/14	*	32	6-9	.667	0-0	.000	3-9	.333	5	5	10	7.7	5	1	3	6	2	15	11.7	
at USF	11/18/14	*	26	3-8	.375	0-0	.000	3-5	.600	3	2	5	7.5	2	2	2	1	3	9	11.6	
UCF	12/3/14	*	38	6-9	.667	0-0	.000	0-1	.000	1	1	2	7.3	4	3	3	7	4	12	11.6	
at Temple	01/26/14	*	6	0-1	.000	0-0	.000	1-2	.500	0	1	1	7.0	0	0	0	0	0	1	1.1	
at Louisville	1/30/14	*	37	5-8	.625	0-0	.000	1-1	1.000	4	5	9	7.0	2	3	5	2	2	11	11.1	
USF	2/21/14	*	36	6-8	.750	0-0	.000	3-4	.750	0	6	6	7.0	2	1	3	2	2	15	11.3	
UCONN	2/6/14	*	34	7-10	.700	0-0	.000	1-4	.250	2	4	6	7.0	4	0	0	2	0	15	11.4	
at SMU	02/08/14	*	26	4-6	.667	0-0	.000	2-3	.667	5	4	9	7.0	5	0	6	1	1	10	11.4	
HOUSTON	2/15/14	*	20	6-7	.857	0-0	.000	1-1	1.000	4	1	5	7.0	4	3	0	2	2	13	11.4	
at UCF	2/19/14	*	26	5-12	.417	0-0	.000	0-2	.000	3	4	7	7.0	2	1	2	4	3	10	11.4	
LOUISVILLE	2/22/14	*	22	2-5	.400	0-0	.000	4-4	1.000	4	3	7	7.0	3	1	1	0	1	8	11.3	
at UConn	3/1/14	*	24	0-3	.000	0-0	.000	3-6	.500	2	3	5	6.9	4	2	3	1	1	3	11.0	
Totals			29	773	132-236	.559	0-0	.000	54-106	.509	92	108	200	6.9	87	48	58	86	49	318	11.0

2012-13 (JUNIOR SEASON)

Opponent	Date	gs	min	Total		3-Pointers		Free throws		Rebounds				pts	avg						
				fg-fga	pct	3fg-fga	pct	ft-fa	pct	off	def	tot	avg								
UT MARTIN	11/11/12	*	24	3-6	.500	0-1	.000	1-4	.250	3	8	11	11.0	2	2	5	1	2	7	7.0	
MISS. VALLEY ST.	11/13/12	*	15	2-3	.667	0-0	.000	1-2	.500	1	7	8	9.5	4	0	3	0	0	5	6.0	
NORTH CAROLINA A&T	11/18/12	*	16	3-6	.500	0-0	.000	0-0	.000	4	3	7	8.7	1	3	2	0	3	6	6.0	
CAMPBELL	11/20/12	*	13	1-4	.250	0-1	.000	0-0	.000	1	5	6	8.0	4	1	3	3	0	2	5.0	
vs Iowa State	11/23/12	*	17	2-5	.400	0-1	.000	0-0	.000	2	4	6	7.6	4	0	3	1	1	4	4.8	
vs Oregon	11/24/12	*	24	0-2	.000	0-0	.000	2-2	1.000	2	3	5	7.2	4	4	1	1	1	2	4.3	
ALABAMA	12/01/12	*	15	0-3	.000	0-2	.000	0-0	.000	0	2	2	6.4	1	1	1	4	1	0	3.7	
UALR	12/6/12	*	29	3-5	.600	0-1	.000	1-4	.250	2	2	4	6.1	1	4	1	0	4	7	4.7	
UMES	12/8/12	*	22	4-8	.500	1-2	.500	0-0	.000	2	5	7	6.2	0	2	3	3	1	9	4.7	
at Marshall	12/15/12	*	20	5-6	.833	0-0	.000	0-0	.000	1	0	1	5.7	3	3	1	0	3	10	5.2	
vs Xavier	12/19/12	*	18	0-0	.000	0-0	.000	0-0	.000	0	5	5	5.6	5	2	1	0	1	0	4.7	
WRIGHT STATE	12/22/12	*	26	4-10	.400	0-3	.000	1-2	.500	3	4	7	5.8	1	1	3	2	0	9	5.1	
NEW MEXICO	12/27/12	*	21	0-6	.000	0-0	.000	0-0	.000	3	5	8	5.9	0	1	0	1	3	0	4.7	
at PITT	12/31/12	*	20	1-3	.333	0-0	.000	2-2	1.000	1	2	3	5.7	2	0	0	1	1	4	4.6	
ST. JOHN'S	1/5/13	*	16	0-2	.000	0-0	.000	0-0	.000	0	1	1	5.4	4	0	2	0	0	0	4.3	
at Rutgers	1/12/13		24	2-4	.500	0-0	.000	2-4	.500	4	4	8	5.6	2	1	0	2	0	6	4.4	
at DePaul	01-15-13		12	0-0	.000	0-0	.000	2-2	1.000	1	3	4	5.5	3	1	2	1	0	2	4.3	
MARQUETTE	1/19/13		16	2-3	.667	0-0	.000	0-1	.000	1	2	3	5.3	5	0	1	1	0	4	4.3	
at Syracuse	1/21/13		14	1-3	.333	0-0	.000	2-2	1.000	1	4	5	5.3	0	1	1	0	0	4	4.3	
RUTGERS	1/30/13	*	26	3-8	.375	0-0	.000	1-2	.500	4	3	7	5.4	2	3	3	6	1	7	4.4	
at Seton Hall	2/2/13	*	20	1-1	1.000	0-0	.000	1-2	.500	2	3	5	5.4	1	4	2	1	3	3	4.3	
at Providence College	2/6/13	*	20	2-4	.500	0-0	.000	1-3	.333	1	8	9	5.5	5	4	3	0	0	5	4.4	
PITT	2/9/13	*	7	1-3	.333	0-0	.000	1-1	1.000	1	0	1	5.3	0	1	1	0	0	3	4.3	
VILLANOVA	2/12/13		21	0-0	.000	0-0	.000	0-0	.000	0	3	3	5.3	3	1	3	1	0	0	4.1	
GEORGETOWN	2/15/13	*	21	1-3	.333	0-0	.000	3-8	.375	5	3	8	5.4	2	2	3	1	0	5	4.2	
at UCONN	2/21/13	*	21	2-3	.667	0-0	.000	0-0	.000	0	3	3	5.3	5	1	3	1	0	4	4.2	
at Notre Dame	2-24-13	*	17	1-3	.333	0-0	.000	0-0	.000	1	1	2	5.1	5	0	2	2	0	2	4.1	
vs Providence	3/13/13		14	0-1	.000	0-0	.000	0-0	.000	1	4	5	5.1	2	1	2	1	1	0	3.9	
vs Georgetown	3/14/13		13	1-2	.500	0-0	.000	1-2	.500	1	3	4	5.1	2	0	0	1	0	3	3.9	
vs Creighton	3/22/12		22	1-3	.333	0-0	.000	0-0	.000	1	3	4	5.1	5	0	3	2	2	2	3.8	
Totals			22	564	46-110	.418	1-11	.091	22-43	.512	49	103	152	5.1	78	44	54	41	29	115	3.8

2011-12 (SOPHOMORE SEASON)

Opponent	Date	gs	min	Total		3-Pointers		Free throws		Rebounds				pts	avg						
				fg-fga	pct	3fg-fga	pct	ft-fa	pct	off	def	tot	avg								
ALABAMA STATE	11/13/11	*	29	2-3	.667	0-1	.000	0-0	.000	0	7	7	7.0	0	3	1	3	3	4	4.0	
JACKSONVILLE STATE	11/15/11	*	29	2-3	.667	0-0	.000	3-5	.600	5	4	9	8.0	5	3	2	3	2	7	5.5	
PRESBYTERIAN	11/19/11	*	31	4-8	.500	0-0	.000	1-2	.500	5	4	9	8.3	5	1	3	2	3	9	6.7	
NORTHWESTERN STATE	11/21/11	*	25	1-5	.200	0-1	.000	1-4	.250	1	6	7	8.0	1	1	1	3	1	3	5.8	
MARSHALL	11/25/11	*	33	4-5	.800	0-0	.000	0-0	.000	3	3	6	7.6	3	1	3	1	2	8	6.2	
MIAMI (OHIO)	11/29/11	*	35	1-4	.250	0-0	.000	0-1	.000	0	3	3	6.8	1	0	1	0	1	2	5.5	
at Georgia	12/02/11	*	18	0-2	.000	0-1	.000	0-0	.000	0	2	2	6.1	5	0	1	2	0	0	4.7	
at Xavier	12/10/11	*	12	0-0	.000	0-0	.000	0-0	.000	0	2	2	5.6	3	0	1	0	0	0	4.1	
at Wright State	12/14/11	*	20	4-5	.800	0-0	.000	3-6	.500	4	4	8	5.9	5	1	2	3	0	11	4.9	
RADFORD	12/17/11	*	21	2-3	.667	0-0	.000	2-4	.500	0	2	2	5.5	2	0	0	4	0	6	5.0	
ARKANSAS-PINE BLUFF	12/21/11	*	15	2-3	.667	0-0	.000	1-1	.000	4	4	8	5.7	3	1	2	0	2	4	4.9	
CHICAGO STATE	12/23/11	*	18	4-4	1.000	0-0	.000	3-3	1.000	1	2	3	5.5	1	2	3	0	2	10	11.5	
vs Oklahoma	12/29/11	*	32	1-3	.333	0-0	.000	0-0	.000	1	1	2	5.2	5	0	1	0	0	2	5.2	
at Pittsburgh	01/01/12	*	13	3-9	.333	0-1	.000	0-0	.000	3	4	7	5.4	4	1	3	3	2	6	5.2	
NOTRE DAME	01/04/12	*	23	1-4	.250	0-2	.000	3-4	.750	2	5	7	5.2	2	0	1	0	0	0	5.2	
ST. JOHN'S	01/07/12	*	21	2-3	.667	0-0	.000	0-0	.000	1	0	1	5.5	4	2	1	1	1	4	5.1	
at Georgetown	01/09/12	*	26	2-3	.667	0-1	.000	3-4	.750	0	0	0	4.9	4	0	1	0	1	7	5.2	
VILLANOVA	01/14/12	*	26	4-6	.667	0-0	.000	0-0	.000	1	2	3	4.8	4	3	0	2	2	8	5.5	
at Connecticut	1/18/12	*	19	0-1	.000	0-0	.000	0-0	.000	3	1	4	4.7	4	1	0	1	1	0	5.1	
at West Virginia	1/21/12	*	25	3-5	.600	0-0	.000	0-0	.000	2	1	3	4.7	4	3	0	0	0	6	5.2	
SYRACUSE	01/23/12	*	27	2-7	.286	0-0	.000	0-0	.000	2	0	2	4.5	2	3	4	1	1	4	5.1	
at Rutgers	01/28/12	*	17	0-3	.000	0-0	.000	0-2	.000	1	2	3	4.5	4	2	2	1	2	0	4.9	
DEPAUL	02/04/12	*	23	5-5	1.000	0-0	.000	4-8	.500	2	2	4	4.4	2	1	0	2	2	14	5.3	
at St. John's	2/8/12	*	6	1-3	.333	0-0	.000	1-2	.500	1	0	1	4.3	0	0	0	1	0	3	5.2	
at Marquette	2/11/12	*	16	4-8	.500	0-0	.000	2-2	1.000	5	3	8	4.4	4	0	4	1	1	10	5.4	
PROVIDENCE	2/15/12	*	12	4-4	1.000	0-0	.000	0-0	.000	3	1	4	4.4	2	1	0	0	0	8	5.5	
SETON HALL	02/18/12	*	18	1-4	.250	0-0	.000	0-0	.000	1	1	2	4.3	3	4	2	0	0	2	5.3	
LOUISVILLE	02/23/12	*	20	0-2	.000	0-0	.000	2-4	.500	2	4	6	4.3	4	3	0	0	1	2	5.2	
at USF	2/26/12	*	26	3-6	.500	0-0	.000	2-2	1.000	4	3	7	4.5	3	0	2	1	2	8	5.3	
MARQUETTE	02/29/12	*	13	3-3	1.000	0-0	.000	0-0	.000	2	2	4	4.5	2	0	0	1	7	6	5.3	
at Villanova	03/03/12	*	17	3-6	.500	0-0	.000	1-1	.000	1	0	1	4.4	5	0	2	0	0	6	5.4	
vs GEORGETOWN	3/8/12	*	21	1-3	.333	0-0	.000	3-4	.750	3	0	3	4.3	1	2	3	1	0	5	5.3	
vs Syracuse	3/9/12	*	16	2-4	.500	0-0	.000	0-2	.000	4	0	4	4.3	4	2	2	3	0	4	5.3	
vs Louisville	3/10/12	*	28	0-2	.000	0-0	.000	0-0	.000	0	4	4	4.3	3	0	2	6	1	0	5.1	
vs Texas	3/16/12	*	14	1-3	.333	0-0	.000	0-2	.000	2	2	4	4.3	4	0	0	0	0	2	5.1	
vs Florida State	3/18/12	*	15	1-1	1.000	0-0	.000	1-2	.500	0	0	0	4.2	4	1	1	2	1	3	5.0	
vs Ohio State	3/22/12	*	20	4-5	.800	0-0	.000	0-0	.000	3	3	6	4.2	5	0	4	4	0	8	5.1	
Totals			20	780	77-148	520	0-7	000	34-65	523	72	84	156	42	116	39	55	61	33	188	5.1



TROY CAUPAIN

FR. • G • 6-3 • 200

MIDLOTHIAN, VA.

COSBY HIGH SCHOOL

10

2013-14 (Freshman): Scored six points, including connecting on all four foul shots, against Louisville (2/22) ... Handed out six assists, while scoring five points of his own, at UCF (2/19) ... Dished out nine assists and scored eight points of his own at Temple (1/26) ... Grabbed a team-high six rebounds, while also scoring five points, at USF (1/18) ... Dished out five assists while scoring two points of his own against Temple (1/14) ... Scored 14 points in win over Rutgers (1/11) ... Had seven points, five assists and three steals at Memphis (1/4) ... Scored seven points in his conference debut versus SMU (1/1) ... Posted five points, four rebounds, three assists and two steals versus Nebraska (12/28) ... Scored 10 points and added three assists against Chicago State (12/23) ... Recorded four points, five rebounds and four assists versus Middle Tennessee (12/21) ... Had five points and four rebounds against Xavier (12/14) ... Scored 11 points with a pair of steals at New Mexico (12/7) ... Poured in 15 points on three 3-pointers and six-for-six from the line against USC Upstate (12/2), while also handing out five assists ... Went 5-of-7 from the line and scored seven off the bench versus UMass Lowell (11/26) ... Scored a team-high 13 points off the bench against Appalachian State (11/16) on 5-of-6 from the floor, while dishing out four assists ... Had five points, all from the foul line, versus NC State (11/12).

Prior to Cincinnati: Played three seasons at Cosby High School in Midlothian, Va., where he finished as the school's leader in career rebounds (347) and assists (230) while ranking second in career points (1,449) ... Averaged 26.0 points, 15.1 rebounds and 3.5 assists during his senior season, helping the Titans to a 26-6 record and a district championship ... Scored a career-high 48 points against Matoaca High School as a senior ... Named a two-time Dominican District player of the year ... Tabbed the Central Region player of the year and earned first team all-state honors ... Named a Top 50 shooting guard by 247Sports.com ... coached by Ron Carr.

Personal: Troy Caupain ... born Nov. 29, 1995 in New York, N.Y. ... son of Renee and Troy Caupain Sr. ... majoring in communications.

CAUPAIN'S SEASON & CAREER HIGHS

2013-14 Season

15 vs. USC Upstate, 12/2/13	Pts	15 vs. USC Upstate, 12/2/13
8, 2x (last vs. Xavier, 12/14/13)	FG Atts	8, 2x (last vs. Xavier, 12/14/13)
5, 2x (last vs. Rutgers 1/11/14)	FG Made	5, 2x (last vs. Rutgers 1/11/14)
5 vs. USC Upstate, 12/2/13	3PT-FG Atts	5 vs. USC Upstate, 12/2/13
3 vs. USC Upstate, 12/2/13	3PT-FG Made	3 vs. USC Upstate, 12/2/13
6 at USF, 1/18/14	Rebs	6 at USF, 1/18/14
9 at Temple, 1/26/14	Assts	9 at Temple, 1/26/14
3 at Memphis, 1/4/14	Stls	3 at Memphis, 1/4/14
1 vs. Kennesaw State, 11/29/13	Blks	1 vs. Kennesaw State, 11/29/13
26 vs. App State, 11/16/13	Mins	26 vs. App State, 11/16/13

Career

CAUPAIN'S MISCELLANEOUS STATISTICS

Category	2013-14	Career
Double-Figure Scoring Games	5	5
Double-Figure Rebounding Games	0	0
Double-Double Games	0	0
20-Point Scoring Games	0	0
Games Led UC in Scoring	1	1
Games Led UC in Rebounding	1	1
Games Led UC in Assists	8	8
Games With 3+ Assists	9	9
Games With 3+ Blocks	0	0
Games With 3+ Steals	1	1
Games With 3+ Three-Pointers	1	1


GAME-BY-GAME STATISTICS

2013-14 (FRESHMAN SEASON)

Opponent	Date	gs	min	Total		3-Pointers		Free throws		Rebounds		pf	a	t/o	blk	stl	pts	avg		
				fg-fga	pct	3fg-fga	pct	ft-fa	pct	off	def								tot	avg
NORTH CAROLINA CENT	11/08/13	13	0-3	.000	0-1	.000	2-2	1.000	0	2	2	2	0	0	1	0	0	2	2.0	
NC STATE	11/12/13	19	0-3	.000	0-0	.000	5-6	.833	1	3	4	3	0	1	0	0	5	3.5		
APPALACHIAN ST.	11/16/13	26	5-6	.833	0-1	.000	3-3	1.000	1	3	4	3	2	4	2	0	1	13	6.7	
CAMPBELL	11/20/13	14	0-2	.000	0-0	.000	1-2	.500	0	1	1	2	8	1	0	0	1	1	5.3	
UMASS LOWELL	11/26/13	20	1-4	.250	0-1	.000	5-7	.714	2	1	3	2	8	1	1	2	0	2	7	5.6
KENNESAW ST.	11/29/13	19	2-4	.500	0-0	.000	2-2	1.000	2	1	3	2	8	1	2	2	1	2	6	5.7
USC UPSTATE	12/03/13	21	3-8	.375	3-5	.600	6-6	1.000	0	2	2	2	7	0	5	1	0	1	15	7.0
at New Mexico	12/07/13	21	4-7	.571	1-2	.500	2-2	1.000	0	0	0	2	4	1	1	1	0	2	11	7.5
vs Xavier	12/14/13	25	2-8	.250	1-3	.333	0-1	.000	1	3	4	2	6	4	0	1	0	2	5	7.2
vs Pittsburgh	12/17/13	18	1-1	1.000	1-1	1.000	1-2	.500	0	2	2	2	5	2	2	3	0	0	4	6.9
MIDDLE TENNESSEE	12/21/13	19	1-2	.500	1-2	.500	1-2	.500	0	5	5	2	7	2	4	1	0	0	4	6.6
CHICAGO STATE	12/23/13	16	4-7	.571	2-4	.500	0-0	.000	0	4	4	2	8	3	3	0	1	10	6.9	
NEBRASKA	12/28/13	24	2-4	.500	0-1	.000	1-2	.500	0	4	4	2	9	3	0	0	2	5	6.8	
SMU	1/1/14	24	2-5	.400	1-2	.500	2-2	1.000	0	1	1	2	8	1	2	0	0	1	7	6.8
at Memphis	1/4/14	19	3-6	.500	1-2	.500	0-0	.000	0	3	3	2	8	1	5	1	0	3	7	6.8
at Houston	1/7/14	22	2-6	.333	1-2	.500	1-3	.333	2	0	2	2	8	1	1	0	0	2	6	6.8
RUTGERS	1/11/14	23	5-6	.833	2-3	.667	2-5	.400	0	2	2	2	7	3	1	4	0	0	14	7.2
TEMPLE	1/14/14	17	0-3	.000	0-2	.000	2-2	1.000	0	0	0	2	6	3	5	0	0	1	2	6.9
at USF	1/18/14	18	1-5	.200	1-3	.333	2-2	1.000	0	6	6	2	7	1	2	2	0	0	5	6.8
UCF	1/23/14	23	2-7	.286	1-3	.333	1-2	.500	0	2	2	2	7	2	0	1	0	0	6	6.8
at Temple	01/26/14	24	3-5	.600	0-2	.000	2-2	1.000	0	1	1	2	6	1	9	2	0	1	8	6.8
at Louisville	1/30/14	22	0-5	.000	0-1	.000	0-0	.000	1	2	3	2	6	0	1	2	0	0	0	6.5
USF	2/2/14	17	0-2	.000	0-1	.000	0-0	.000	0	2	2	2	6	0	2	0	0	1	0	6.2
UCONN	2/6/14	12	1-3	.333	0-1	.000	0-0	.000	0	0	0	2	5	0	2	3	0	2	2	6.0
at SMU	02/08/14	16	0-4	.000	0-4	.000	1-2	.500	0	1	1	2	4	3	2	2	0	0	1	5.8
HOUSTON	2/15/14	12	0-3	.000	0-1	.000	2-2	1.000	1	2	3	2	5	2	0	0	0	1	2	5.7
at UCF	2/19/14	19	2-2	1.000	1-1	1.000	0-0	.000	1	0	1	2	4	0	6	0	0	1	5	5.7
LOUISVILLE	2/22/14	18	1-2	.500	0-0	.000	4-4	1.000	0	2	2	2	4	2	1	0	0	0	6	5.7
at UConn	3/1/14	13	1-3	.333	1-3	.333	0-0	.000	0	1	1	2	3	0	0	3	0	0	3	5.6
Totals		0	554	48-126	.381	18-52	.346	48-63	.762	12	56	68	2.3	42	67	38	1	27	162	5.6

CAUPAIN'S CAREER STATISTICS

			Total		3-Point		F-Throws			Rebounds											Scoring	
Season	gp-gs	min/avg	fg-fga	pct	fg-fga	pct	ft-fa	pct	off	def	tot	avg	pf	fo	ast	to	blk	stl	pts	avg		
2013-14	29-0	554/19.1	48-126	.381	18-52	.346	48-63	.762	12	56	68	2.3	42	0	67	38	1	27	162	5.6		
TOTAL	29-0	554/19.1	48-126	.381	18-52	.346	48-63	.762	12	56	68	2.3	42	0	67	38	1	27	162	5.6		



JERMAINE LAWRENCE

FR. • F • 6-9 • 205

SPRINGFIELD GARDENS, N.Y.

POPE JOHN XXIII HIGH SCHOOL (N.J.)

11

2012-13 (Freshman): Grabbed five rebounds at UConn (3/1), adding three points ... Pulled down five rebounds at UCF (2/19) ... Saw 20 minutes of playing time against Houston (2/15), the most since returning from injury ... Returned to action versus UConn (2/6) for the first time since the first half at Memphis (1/4) due to a toe injury ... Posted a team-high six first-half points at Memphis (1/4) ... Had six points and three rebounds versus Nebraska (12/28) ... Grabbed five rebounds against Chicago State (12/23), adding two points and three assists ... Posted nine points and four rebounds against Kennesaw State (11/29) ... Scored eight points and grabbed eight rebounds versus Campbell (11/20) ... Pulled down six rebounds off the bench against Appalachian State (11/16) ... Grabbed eight rebounds against NC State (11/12).

Prior to Cincinnati: Averaged 18.8 points, 13.0 rebounds and 6.4 blocks during his junior season at Pope John XXIII in Sparta, N.J. ... registered seven double-doubles and two triple-doubles, including 25 points, 15 rebounds and 15 blocks in the county championship game as a junior ... averaged 13.3 points and 7.5 rebounds with

a pair of double-doubles in 11 games during an injury-shortened senior campaign ... listed among the nation's top overall prospects according to multiple recruiting services, including Scout.com (19th), 247Sports.com (23rd), ESPN.com (25th) and Rivals.com (26th) ... tabbed a five-star prospect by Scout.com, Rivals.com and 247Sports.com ... ranked as the No. 2 overall prospect from New York by ESPN.com.

Personal: Jermaine Jerome Lawrence ... born Feb. 3, 1995 in Queens, New York ... son of Marcia and Christopher Lawrence ... has one sister (Joanielle) and one brother (Jason) ... majoring in communications.

LAWRENCE'S SEASON & CAREER HIGHS

2013-14 Season

9 vs. Kennesaw State, 11/29/13	Pts	9 vs. Kennesaw State, 11/29/13
8 vs. Kennesaw State, 11/29/13	FG Atts	8 vs. Kennesaw State, 11/29/13
4, 2x (last vs. Kennesaw State, 11/29/13)	FG Made	4, 2x (last vs. Kennesaw State, 11/29/13)
0	3PT-FG Atts	0
0	3PT-FG Made	0
8 vs. NC State, 11/12/13	Rebs	8 vs. NC State, 11/12/13
3 vs. Chicago State, 12/23/13	Assts	3 vs. Chicago State, 12/23/13
2, 2x (last vs. UMass Lowell, 11/26/13)	Stls	2, 2x (last vs. UMass Lowell, 11/26/13)
2, 4x (last vs. Louisville, 2/22/14)	Blks	2, 4x (last vs. Louisville, 2/22/14)
23 vs. Kennesaw State, 11/29/13	Mins	23 vs. Kennesaw State, 11/29/13

Career

LAWRENCE'S MISCELLANEOUS STATISTICS

Category	2013-14	Career
Double-Figure Scoring Games	0	0
Double-Figure Rebounding Games	0	0
Double-Double Games	0	0
20-Point Scoring Games	0	0
Games Led UC in Scoring	0	0
Games Led UC in Rebounding	0	0
Games Led UC in Assists	0	0
Games With 3+ Assists	1	1
Games With 3+ Blocks	0	0
Games With 3+ Steals	0	0
Games With 3+ Three-Pointers	0	0


GAME-BY-GAME STATISTICS

2013-14 (FRESHMAN SEASON)

Opponent	Date	gs	min	Total		3-Pointers		Free throws		Rebounds					pts	avg				
				fg-fga	pct	3fg-fga	pct	ft-fa	pct	off	def	tot	avg	pf			a	to	blk	stl
NORTH CAROLINA CENT	11/08/13	17	14	250	0-0	0-0	4-5	.800	1	1	2	2	3	1	0	2	6	6.0		
NC STATE	11/12/13	16	24	500	0-0	0-0	0-0	.000	3	5	8	5	2	0	1	1	0	4	5.0	
APPALACHIAN ST.	11/16/13	22	26	333	0-0	0-0	1-3	.333	0	6	6	5	3	0	2	3	1	0	5	5.0
CAMPBELL	11/20/13	18	44	1,000	0-0	0-0	0-2	.000	3	2	5	5	3	0	1	3	2	1	8	5.8
UMASS LOWELL	11/26/13	13	15	200	0-0	0-0	0-0	.000	0	1	1	4	4	5	0	3	0	2	2	5.0
KENNESAW ST.	11/29/13	23	48	500	0-0	0-0	1-2	.500	3	1	4	4	3	4	1	2	0	0	9	5.7
USC UPSTATE	12/03/13	22	12	500	0-0	0-0	0-2	.000	1	3	4	4	3	1	1	2	1	2	5.1	
at New Mexico	12/07/13	13	14	250	0-0	0-0	0-0	.000	2	0	2	4	0	4	0	0	0	0	2	4.8
vs Xavier	12/14/13	21	13	333	0-0	0-0	1-2	.500	0	2	3	8	2	1	0	0	0	0	3	4.6
vs Pittsburgh	12/17/13	15	25	400	0-0	0-0	0-0	.000	1	0	1	3	5	2	1	0	0	0	4	4.5
MIDDLE TENNESSEE	12/21/13	17	14	250	0-0	0-0	2-2	1.000	0	3	3	3	5	0	2	1	0	0	4	4.5
CHICAGO STATE	12/23/13	21	15	200	0-0	0-0	0-0	.000	3	2	5	3	6	2	3	0	1	0	2	4.3
NEBRASKA	12/28/13	14	35	600	0-0	0-0	0-0	.000	3	0	3	3	5	1	0	1	1	0	6	4.4
SMU	1/1/14	15	03	.000	0-0	0-0	0-2	.000	2	1	3	3	5	2	0	1	1	1	0	4.1
at Memphis	1/4/14	11	26	333	0-0	0-0	2-2	1.000	1	0	1	3	3	0	0	0	0	0	6	4.2
UCONN	2/6/14	9	0-1	.000	0-0	0-0	1-2	.500	1	0	1	3	2	2	0	0	1	0	1	4.0
at SMU	02/08/14	13	0-0	.000	0-0	0-0	0-1	.000	0	1	1	3	1	3	1	2	1	0	0	3.8
HOUSTON	2/15/14	20	0-2	.000	0-0	0-0	0-0	.000	1	1	2	3	0	0	0	0	0	0	0	3.6
at UCF	2/19/14	21	0-4	.000	0-0	0-0	1-2	.500	1	4	5	3	1	2	0	0	2	0	1	3.4
LOUISVILLE	2/22/14	14	1-3	.333	0-0	0-0	1-2	.500	2	2	4	3	2	1	1	0	2	0	3	3.4
at UConn	3/1/14	12	0-2	.000	0-0	0-0	0-0	.000	0	5	5	3	2	4	0	2	0	0	0	3.2
Totals		0	347	27-80	.338	0-0	.000	14-29	.483	28	40	68	3.2	47	13	21	16	7	68	3.2

LAWRENCE'S CAREER STATISTICS

			Total		3-Point		F-Throws		Rebounds											Scoring	
Season	gp-gs	min/avg	fg-fga	pct	fg-fga	pct	ft-fa	pct	off	def	tot	avg	pf	fo	ast	to	blk	stl	pts	avg	
2013-14	21-0	347/16.5	27-80	.338	0-0	.000	14-29	.483	28	40	68	3.2	47	2	13	21	16	7	68	3.2	
TOTAL	21-0	347/16.5	27-80	.338	0-0	.000	14-29	.483	28	40	68	3.2	47	2	13	21	16	7	68	3.2	



GE'LAWN GUYN

JR. • G • 6-2 • 185

LEXINGTON, KY.

SOUTH KENT PREP (CONN.)

14

Pronunciation: JEE-lawn Gwyn

2013-14 Season (Junior): Drilled consecutive three-pointers in the final three minutes to help pull away from Houston (2/15), scoring eight total points ... Had seven points, five rebounds and four assists against UConn (2/6) ... Posted eight points while grabbing three boards against USF (2/2) ... Scored six points on 2-of-3 from three-point range at Louisville (1/30) ... Recorded five points, four rebounds and three steals against UCF (1/23) ... Scored eight points and grabbed three rebounds at USF (1/18) ... Had seven points and four rebounds at Houston (1/7) ... Recorded 10 points, four rebounds and three assists against Chicago State (12/23) ... Posted 15 points, including 3-of-4 from beyond the arc, against USC Upstate (12/2) ... Scored 10 points against UMass Lowell (11/26) ... Made his first career start, posting six points with three assists in 23 minutes against NC Central (11/8).

2012-13 Season (Sophomore): Played in a career-high 33 games without a start, averaging 10.2 minutes ... shot 15 of 18 (83.3 percent) from the free-throw line ... scored a season-high eight points and grabbed four rebounds against North Carolina A&T (11/18) ... had six points to go with three steals and three assists against Arkansas-Little Rock (12/6) ... played a career-high 30 minutes against Marquette (1/19) ... made a three-pointer in six of the last seven regular-season games.

2011-12 Season (Freshman): Played in 32 games without a start, averaging 10.1 minutes ... scored a season-high 11 points on 4-of-6 shooting with two three-pointers to go with a season-high four rebounds and a season-high seven assists in 19 minutes against Chicago State (12/23) ... swiped 12 of 18 steals on the season during conference play ... netted 10 points on 3-of-4 shooting with two three-pointers against Northwestern State (11/21) ... tallied eight points with two steals against Arkansas-Pine Bluff (12/21) ... sat out three games after suffering a head injury at Georgetown (1/9) ... scored a conference-play season-high six points on 3-of-5 shooting at Marquette (2/11).

Prior to Cincinnati: Averaged 16 points, six rebounds and nine assists during his one season at South Kent Prep (2010-11) ... averaged nearly 16 points as a senior while helping Scott County High School (Ky.) to a 30-8 record and the state championship semifinals (2009-10) ... ranked among the Top 50 shooting guards in the nation by Scout.com ... listed as a three-star prospect by Scout.com and Rivals.com ... chose to attend Cincinnati over Baylor, Dayton, Iowa State, Providence, Rutgers and South Florida.

Personal: Ge'Lawn Rakeem Guyn ... born Nov. 24, 1990 in Lexington, Ky. ... son of Rebecca and George Guyn ... has five brothers: Algernon Aderson, General Guyn, Elishawn Guyn, Octavie Guyn and Jameal Withrow and a sister, Tereka Guyn ... majoring in criminal justice.

GUYN'S SEASON & CAREER HIGHS

2013-14 Season

15 vs. USC Upstate, 12/2/13	Pts	15 vs. USC Upstate, 12/2/13
10 vs. Chicago State, 12/23/13	FG Atts	10 vs. Chicago State, 12/23/13
4, 2x (last vs. Chicago State, 12/23/13)	FG Made	4, 2x (last vs. Chicago State, 12/23/13)
7 at Houston, 1/7/14	3PT-FG Atts	7 at Houston, 1/7/14
3 vs. USC Upstate, 12/2/13	3PT-FG Made	3 vs. USC Upstate, 12/2/13
5 vs. UConn, 2/6/14	Rebs	5 vs. UConn, 2/6/14
4 vs. UConn, 2/6/14	Assts	7 vs. Chicago State, 12/23/11
3 vs. UCF, 1/23/14	Stls	3, 2x (last vs. UCF, 1/23/14)
1, 5x (last vs. Louisville, 2/22/14)	Blks	2 vs. UT Martin, 11/11/12
28 vs. UConn, 2/6/14	Mins	30 vs. Marquette, 1/19/13

Career

GUYN'S MISCELLANEOUS STATISTICS

Category	2013-14	Career
Double-Figure Scoring Games	3	4
Double-Figure Rebounding Games	0	0
Double-Double Games	0	0
20-Point Scoring Games	0	0
Games Led UC in Scoring	0	0
Games Led UC in Rebounding	0	0
Games Led UC in Assists	0	1
Games With 3+ Assists	3	4
Games With 3+ Blocks	0	0
Games With 3+ Steals	1	2
Games With 3+ Three-Pointers	1	1

GAME-BY-GAME STATISTICS

2013-14 (JUNIOR SEASON)

Opponent	Date	gs	min	Total		3-Pointers		Free throws		Rebounds				pf	a	to	blk	stl	pts	avg	
				fg-fga	pct	fg-fga	pct	ft-fa	pct	off	def	tot	avg								
NORTH CAROLINA CENT	11/08/13	*	23	2-7	.286	2-4	.500	0-0	.000	0	1	1	1.0	3	3	0	0	0	6	6.0	
NC STATE	11/12/13	*	25	2-6	.333	0-1	.000	0-2	.000	0	1	1	1.0	3	2	1	1	0	4	5.0	
APPALACHIAN ST.	11/16/13	*	3	1-2	.500	0-0	.000	0-0	.000	0	1	1	1.0	2	0	0	0	0	2	4.0	
CAMPBELL	11/20/13	*	20	2-5	.400	1-3	.333	1-2	.500	1	1	2	1.3	2	1	2	0	1	6	4.5	
UMASS LOWELL	11/26/13	*	18	3-7	.429	1-5	.200	3-4	.750	0	3	3	1.6	1	0	1	0	0	10	5.6	
KENNESAW ST.	11/29/13	*	21	4-7	.571	0-2	.000	0-1	.000	1	1	2	1.7	2	2	0	0	0	8	6.0	
USC UPSTATE	12/03/13	*	19	3-4	.750	3-4	.750	6-8	.750	0	2	2	1.7	1	1	1	0	0	15	7.3	
at New Mexico	12/07/13	*	20	0-6	.000	0-4	.000	0-0	.000	1	2	3	1.9	2	0	3	0	0	0	6.4	
vs Xavier	12/14/13	*	10	0-2	.000	0-1	.000	0-0	.000	0	0	0	0.7	1	0	1	0	0	0	5.7	
vs Pittsburgh	12/17/13	*	22	2-6	.333	1-2	.500	0-0	.000	0	0	0	1.5	2	0	0	0	0	5	5.6	
MIDDLE TENNESSEE	12/21/13	*	19	0-5	.000	0-3	.000	0-0	.000	0	1	1	1.5	4	0	2	0	0	0	5.1	
CHICAGO STATE	12/23/13	*	20	4-10	.400	2-5	.400	0-0	.000	1	3	4	1.7	1	3	1	0	1	10	5.5	
NEBRASKA	12/28/13	*	8	0-0	.000	0-0	.000	0-0	.000	0	0	0	0.5	2	0	2	0	0	0	5.1	
SMU	1/1/14	*	14	1-5	.200	0-2	.000	0-0	.000	1	1	2	1.6	1	0	1	0	1	2	4.9	
at Memphis	1/4/14	*	15	1-3	.333	1-2	.500	0-0	.000	0	2	2	1.6	0	0	2	0	0	3	4.7	
at Houston	1/7/14	*	17	2-8	.250	2-7	.286	1-2	.500	1	3	4	1.8	0	1	1	0	0	7	4.9	
RUTGERS	1/11/14	*	11	0-1	.000	0-1	.000	0-0	.000	0	1	1	1.7	2	0	0	0	0	0	4.6	
TEMPLE	1/14/14	*	20	1-8	.125	0-4	.000	0-0	.000	1	1	2	1.7	1	1	0	0	1	2	4.4	
at USF	1/18/14	*	22	3-4	.750	2-3	.667	0-0	.000	0	3	3	1.8	3	0	0	0	1	8	4.6	
UCF	1/23/14	*	20	2-6	.333	1-5	.200	0-0	.000	1	3	4	1.9	1	1	1	0	3	5	4.7	
at Temple	01/26/14	*	22	1-4	.250	1-2	.500	0-0	.000	0	2	2	1.9	2	2	1	1	2	3	4.6	
at Louisville	1/30/14	*	20	2-3	.667	2-3	.667	0-0	.000	0	2	2	1.9	2	1	1	0	1	6	4.6	
USF	2/2/14	*	21	3-6	.500	2-4	.500	0-0	.000	1	2	3	2.0	2	0	1	1	1	8	4.8	
UConn	2/6/14	*	28	3-9	.333	1-4	.250	0-0	.000	0	5	5	2.1	2	4	1	1	2	7	4.9	
at SMU	02/08/14	*	25	1-5	.200	0-3	.000	0-0	.000	2	0	2	2.1	4	0	2	0	2	2	4.8	
HOUSTON	2/15/14	*	26	3-7	.429	2-4	.500	0-1	.000	1	2	3	2.1	1	1	1	0	1	8	4.9	
at UCF	2/19/14	*	13	2-4	.500	1-2	.500	0-0	.000	1	2	3	2.1	2	1	1	0	0	5	4.9	
LOUISVILLE	2/22/14	*	22	1-4	.250	1-3	.333	0-0	.000	0	2	2	2.1	4	0	4	1	0	3	4.8	
at UConn	3/1/14	*	27	2-5	.400	2-4	.500	0-0	.000	1	1	2	2.1	2	1	1	0	2	6	4.9	
Totals			29	551	51-149	.342	28-87	.322	11-20	.550	15	47	62	2.1	55	25	32	5	19	141	4.9

GUYN'S CAREER STATISTICS

			Total		3-Point		F-Throws		Rebounds											Scoring	
Season	gp-gs	min/avg	fg-fga	pct	fg-fga	pct	ft-fa	pct	off	def	tot	avg	pf	fo	ast	to	blk	stl	pts	avg	
2011-12	32-0	322/10.1	27-69	.391	9-33	.273	9-14	.643	5	21	26	0.8	36	0	20	19	0	18	72	2.3	
2012-13	33-0	335/10.2	27-73	.370	11-38	.289	15-18	.833	2	24	26	0.8	44	0	14	18	5	11	80	2.4	
2013-14	29-29	551/19.0	51-149	.342	28-87	.322	11-20	.550	15	47	62	2.1	55	0	25	32	5	19	141	4.9	
TOTAL	94-29	1208/12.9	105-291	.361	48-158	.304	35-52	.673	22	92	114	1.2	135	0	59	69	10	48	293	3.1	

PLAYER GAME-BY-GAME STATISTICS


14 - GE'LAWN GUYN • G • 6-2 • 185 • JR. • LEXINGTON, KY.

2012-13 (SOPHOMORE SEASON)

Opponent	Date	gs	min	Total		3-Pointers		Free throws		Rebounds			pf	a	t/o	blk	stl	pts	avg	
				fg-fga	pct	3fg-fga	pct	ft-fa	pct	off	def	tot								
UT MARTIN	11/11/12	17	1-2	.500	1-1	1.000	1-2	.500	0	2	2	2.0	3	1	1	2	0	4	4.0	
MISS. VALLEY ST.	11/13/12	20	1-2	.500	0-0	.000	2-2	1.000	0	1	1	1.5	3	1	1	0	1	4	4.0	
NORTH CAROLINA A&T	11/18/12	17	3-5	.600	1-2	.500	1-1	1.000	0	4	4	2.3	1	1	1	0	1	8	5.3	
CAMPBELL	11/20/12	8	2-3	.667	0-0	.000	1-2	.500	0	1	2.0	0	0	1	0	0	0	5	5.3	
vs Iowa State	11/23/12	12	1-2	.500	1-2	.500	0-0	.000	0	0	1.6	1	0	1	0	0	0	3	4.8	
vs Oregon	11/24/12	13	0-2	.000	0-1	.000	0-0	.000	0	0	1.3	1	2	0	0	0	0	0	4.0	
ALABAMA	12/01/12	12	1-2	.500	0-0	.000	0-0	.000	0	1	1.3	3	0	0	0	1	2	3.7		
UALR	12/6/12	18	2-4	.500	1-3	.333	1-1	1.000	0	1	1.3	2	3	3	0	3	6	4.0		
UMES	12/8/12	14	0-4	.000	0-3	.000	0-0	.000	0	1	1.2	3	0	2	0	0	0	0	3.6	
at Marshall	12/15/12	6	0-1	.000	0-1	.000	0-0	.000	0	0	1.1	0	0	0	0	0	0	0	3.2	
vs Xavier	12/19/12	5	1-2	.500	0-1	.000	0-0	.000	0	0	1.0	1	0	0	0	0	0	2	3.1	
WRIGHT STATE	12/22/12	9	0-2	.000	0-1	.000	0-0	.000	0	1	1.0	0	1	0	0	1	0	0	2.8	
NEW MEXICO	12/27/12	4	0-0	.000	0-0	.000	0-0	.000	0	0	0.9	0	0	0	0	0	0	0	2.6	
at PITT	12/31/12	10	0-1	.000	0-1	.000	0-0	.000	0	0	0.9	2	0	0	0	0	0	0	2.4	
NOTRE DAME	1/7/13	7	1-3	.333	1-2	.500	0-0	.000	1	0	0.9	1	0	0	0	0	0	3	2.5	
at Rutgers	1/12/13	8	0-0	.000	0-0	.000	0-0	.000	0	0	0.8	2	1	0	0	0	0	0	2.3	
at DePaul	01-15-13	14	2-3	.667	0-0	.000	3-4	.750	0	2	0.9	3	0	2	0	0	0	7	2.6	
MARQUETTE	1/19/13	30	0-4	.000	0-2	.000	2-2	1.000	0	2	0.9	3	2	0	0	1	2	2	2.6	
at Syracuse	1/21/13	9	0-1	.000	0-1	.000	0-0	.000	0	1	0.9	0	0	1	0	0	0	0	2.4	
RUTGERS	1/30/13	16	1-3	.333	0-2	.000	3-3	1.000	0	0	0.9	1	0	1	0	0	0	5	2.6	
at Seton Hall	2/2/13	5	0-1	.000	0-1	.000	0-0	.000	0	1	0.9	1	0	1	0	1	0	0	2.4	
at Providence College	2/6/13	4	0-0	.000	0-0	.000	0-0	.000	0	0	0.9	0	0	0	0	0	0	0	2.3	
PITT	2/9/13	6	1-2	.500	0-0	.000	1-1	1.000	0	1	0.9	0	0	0	1	0	3	2.3		
VILLANOVA	2/12/13	7	2-3	.667	1-2	.500	0-0	.000	0	0	0.8	0	1	0	0	0	0	5	2.5	
GEORGETOWN	2/15/13	2	0-2	.000	0-1	.000	0-0	.000	0	1	0.8	1	0	2	0	0	0	0	2.4	
at UCONN	2/21/13	11	2-7	.286	1-4	.250	0-0	.000	0	1	0.8	1	0	0	0	1	0	5	2.5	
at Notre Dame	2-24-13	12	1-3	.333	1-2	.500	0-0	.000	0	2	0.9	1	0	0	0	0	0	3	2.5	
UCONN	03/02/13	8	1-3	.333	1-2	.500	0-0	.000	0	1	0.9	3	0	0	0	0	0	3	2.5	
at LOUISVILLE	3/4/13	8	1-1	1.000	1-1	1.000	0-0	.000	0	0	0.9	1	0	1	0	2	3	2.5		
USF	3/9/13	10	1-2	.500	1-1	1.000	0-0	.000	0	0	0.8	0	0	0	0	1	0	3	2.5	
vs Providence	3/13/13	4	1-1	1.000	0-0	.000	0-0	.000	1	0	0.8	4	0	0	0	0	0	2	2.5	
vs Georgetown	3/14/13	6	0-0	.000	0-0	.000	0-0	.000	0	0	0.8	1	1	0	0	0	0	0	2.4	
vs Creighton	3/22/13	3	1-2	.500	0-1	.000	0-0	.000	0	0	0.8	1	0	0	0	0	0	0	2.4	
Totals		0	335	27-73	.370	11-38	.289	15-18	.833	2	24	26	0.8	44	14	18	5	11	80	2.4

2011-12 (FRESHMAN SEASON)

Opponent	Date	gs	min	Total		3-Pointers		Free throws		Rebounds			pf	a	t/o	blk	stl	pts	avg	
				fg-fga	pct	3fg-fga	pct	ft-fa	pct	off	def	tot								avg
ALABAMA STATE	11/13/11	14	1-4	.250	0-2	.000	1-2	.500	0	0	0	0.0	1	1	1	0	0	3	3.0	
JACKSONVILLE STATE	11/15/11	5	0-0	.000	0-0	.000	0-0	.000	0	0	0	0.0	3	2	2	0	0	0	1.5	
PRESBYTERIAN	11/19/11	6	0-1	.000	0-1	.000	0-0	.000	0	1	1	0.3	0	1	0	0	0	0	1.0	
NORTHWESTERN STATE	11/21/11	19	3-4	.750	2-2	1.000	2-2	1.000	0	1	1	0.5	2	1	1	0	0	10	3.3	
MARSHALL	11/25/11	6	1-1	1.000	1-1	1.000	0-1	.000	0	0	0	0.4	1	0	0	0	1	3	3.2	
MIAMI (OHIO)	11/29/11	18	1-4	.250	0-1	.000	0-1	.000	1	1	2	0.7	1	0	0	0	1	2	3.0	
at Georgia	12/02/11	12	0-1	.000	0-1	.000	0-0	.000	0	1	1	0.7	3	0	0	0	0	0	2.6	
at Xavier	12/10/11	12	0-4	.000	0-1	.000	0-0	.000	0	1	1	0.8	1	1	0	0	0	0	2.3	
RADFORD	12/17/11	16	3-6	.500	0-1	.000	1-1	1.000	0	0	0	0.7	2	0	2	0	1	7	2.8	
ARKANSAS-PINE BLUFF	12/21/11	17	3-6	.500	1-1	1.000	1-1	1.000	1	0	1	0.7	2	1	0	0	2	8	3.3	
CHICAGO STATE	12/23/11	19	4-6	.667	2-4	.500	1-2	.500	2	2	4	1.0	1	7	1	0	1	11	4.0	
vs Oklahoma	12/29/11	9	0-1	.000	0-0	.000	0-0	.000	0	0	0	0.9	1	0	0	0	0	0	3.7	
at Pittsburgh	01/01/12	10	0-1	.000	0-1	.000	0-0	.000	0	1	1	0.9	3	0	0	0	0	0	3.4	
NOTRE DAME	01/04/12	9	1-3	.333	1-2	.500	0-0	.000	0	1	1	0.9	0	0	0	0	2	3	3.4	
ST. JOHN'S	01/07/12	17	2-5	.400	0-2	.000	0-0	.000	0	2	2	1.0	2	0	0	0	2	4	3.4	
at Georgetown	01/09/12	0	0-0	.000	0-0	.000	0-0	.000	0	0	0	0.9	0	0	0	0	0	0	3.2	
SYRACUSE	01/23/12	8	0-1	.000	0-0	.000	0-0	.000	0	0	0	0.9	1	1	2	0	0	0	3.0	
at Rutgers	01/28/12	7	0-2	.000	0-2	.000	0-0	.000	0	0	0	0.8	1	0	2	0	1	0	2.8	
DEPAUL	02/04/12	6	0-0	.000	0-0	.000	0-0	.000	0	1	1	0.8	1	0	0	0	0	0	2.7	
at St. John's	2/8/12	15	1-2	.500	0-1	.000	1-2	.500	0	2	2	0.9	2	2	0	0	1	3	2.7	
at Marquette	2/11/12	13	3-5	.600	0-1	.000	0-0	.000	0	1	1	0.9	0	0	1	0	0	6	2.9	
PROVIDENCE	2/15/12	12	2-3	.667	0-1	.000	0-0	.000	0	2	2	1.0	2	1	1	0	0	4	2.9	
SETON HALL	02/18/12	9	1-3	.333	1-3	.333	0-0	.000	0	0	0	0.9	0	0	0	0	0	3	2.9	
LOUISVILLE	02/23/12	11	1-1	1.000	1-1	1.000	0-0	.000	0	0	0	0.9	2	0	2	0	0	3	2.9	
at USF	2/26/12	7	0-1	.000	0-1	.000	2-2	1.000	0	0	0	0.8	0	0	0	0	0	2	2.9	
MARQUETTE	02/29/12	10	0-1	.000	0-1	.000	0-0	.000	0	2	2	0.9	1	0	0	0	1	0	2.8	
at Villanova	03/03/12	5	0-0	.000	0-0	.000	0-0	.000	0	0	0	0.9	0	1	0	0	1	0	2.7	
vs GEORGETOWN	3/8/12	5	0-1	.000	0-1	.000	0-0	.000	0	2	2	0.9	0	0	2	0	0	0	2.6	
vs Louisville	3/10/12	10	0-1	.000	0-1	.000	0-0	.000	1	0	1	0.9	1	0	0	0	2	0	2.5	
vs Texas	3/16/12	7	0-1	.000	0-0	.000	0-0	.000	0	0	0	0.9	0	0	0	0	0	0	2.4	
vs Florida State	3/18/12	6	0-0	.000	0-0	.000	0-0	.000	0	0	0	0.8	1	1	1	0	1	0	2.3	
vs Ohio State	3/22/12	2	0-0	.000	0-0	.000	0-0	.000	0	0	0	0.8	1	0	1	0	1	0	2.3	
Totals		0	322	27-69	.391	9-33	.273	9-14	.643	5	21	26	0.8	36	20	19	0	18	72	2.3



JERMAINE SANDERS

JR. • F • 6-5 • 210
FAR ROCKAWAY, N.Y.
RICE HIGH SCHOOL

15

2013-14 Season (Junior): Grabbed six boards while scoring five points against Louisville (2/22) ... Recorded nine points and five rebounds at UCF (2/19) ... Led team in rebounding for just the second time in his career with seven boards against USF (2/2) ... Registered five points with a pair of assists at Louisville (1/30) ... Posted 10 points in victory over UCF (1/23) ... Had six points, two assists and two blocks at USF (1/18) ... Scored five points against Temple (1/14) ... Recorded nine points in victory over Rutgers (1/11) ... Scored 11 points and pulled down four rebounds at Houston (1/7) ... Posted 10 point in the first conference game versus SMU (1/1) ... Scored nine points versus Nebraska (12/28) ... Had his first career double-double against Chicago State (12/23) with 14 points and 13 rebounds ... Pulled down six boards while scoring four points versus Pittsburgh (12/17) ... Scored six points and grabbed five rebounds against Kennesaw State (11/29) ... Posted 10 points and grabbed five rebounds versus Appalachian State (11/16) ... Played a career-high 31 minutes, scoring a career-high 13 points on 4-of-8 shooting with a career-best three three-pointers, four rebounds and three assists in season opener against NC Central (11/8).

2012-13 Season (Sophomore): Played in all 34 games with one start, averaging 12.9 minutes ... saw action in all 18 BIG EAST games ... scored a season-high nine points twice: on 3-of-5 shooting in 15 minutes at Rutgers (1/12) and on 3-of-4 shooting in 22 minutes against Connecticut (3/2) ... grabbed a season-high five rebounds against Arkansas-Little Rock (12/6).

2011-12 Season (Freshman): Played in 28 games without a start, averaging 8.5 minutes ... scored a season-high 12 points, shooting 3-of-4 from the field, 2-of-2 from three-point range and 4-of-4 from the free throw line to go with three rebounds and an assist against Radford (12/17) ... tallied nine points, shooting 3-of-3 from three-point range to go with four rebounds, a steal and an assist at Wright State (12/14) ... netted six points on 3-of-4 shooting against Jacksonville State (11/15) ... grabbed a season-high seven rebounds against Arkansas-Pine Bluff (12/21) ... handed out a pair of assists against both Syracuse (1/23) and at St. John's (2/8).

Prior to Cincinnati: Named 2011 All-Manhattan Boys Basketball Player of the Year by the New York Post ... named first-team All-New York ... averaged a team-high 18.1 points for Rice High School, leading the team to the CHSAA Class 2A inter-sectional final ... named a four-start prospect by Rivals.com and Scout.com ... tabbed the nation's 25th-best small forward by Scout.com ... tabbed the 131st-best player overall nationally by Rivals.com ... chose to attend Cincinnati over Maryland, Pittsburgh, St. John's and Villanova.

Personal: Jermaine Jameek Sanders ... born Sept. 4, 1992 in Far Rockaway, N.Y. ... son of Lisa Stallings and Jermaine Sanders ... has one brother, Jaquan ... majoring in criminal justice.

SANDERS' SEASON & CAREER HIGHS

2013-14 Season

14 vs. Chicago State, 12/23/13	Pts	14 vs. Chicago State, 12/23/13
10 vs. Chicago State, 12/23/13	FG Atts	10 vs. Chicago State, 12/23/13
5 vs. Chicago State, 12/23/13	FG Made	5 vs. Chicago State, 12/23/13
6, 2x (last vs. Chicago State, 12/23/13)	3PT-FG Atts	6, 2x (last vs. Chicago State, 12/23/13)
3, 3x (last at Houston, 1/7/14)	3PT-FG Made	3, 3x (last at Houston, 1/7/14)
13 vs. Chicago State, 12/23/13	Rebs	13 vs. Chicago State, 12/23/13
3 vs. NC Central, 11/8/13	Assts	3, 3x (last last vs. NC Central, 11/8/13)
3 vs. Kennesaw State, 11/29/13	Stls	3 vs. Kennesaw State, 11/29/13
2 at USF, 1/18/14	Blks	2 at USF, 1/18/14
31, 2x (last at Houston, 1/7/14)	Mins	31, 2x (last at Houston, 1/7/14)

Career

SANDERS' MISCELLANEOUS STATISTICS

Category	2013-14	Career
fDouble-Figure Rebounding Games	1	1
Double-Double Games	1	1
20-Point Scoring Games	0	0
Games Led UC in Scoring	0	0
Games Led UC in Rebounding	2	2
Games Led UC in Assists	0	1
Games With 3+ Assists	2	4
Games With 3+ Blocks	0	0
Games With 3+ Steals	1	1
Games With 3+ Three-Pointers	3	4

GAME-BY-GAME STATISTICS

2013-14 (JUNIOR SEASON)

Opponent	Date	gs	min	Total		3-Pointers		Free throws		Rebounds				pf	a	to	blk	stl	pts	avg
				fg-fga	pct	3fg-fga	pct	ft-fa	pct	off	def	tot	avg							
NORTH CAROLINA CENT	11/08/13	31	4-8	500	3-6	.500	2-3	.667	2	2	4	4	0	2	3	0	0	0	13	13.0
NC STATE	11/12/13	22	1-3	333	0-0	.000	2-2	1.000	2	2	4	4	0	1	0	1	1	4	8.5	
APPALACHIAN ST.	11/16/13	20	3-8	375	2-3	.667	2-2	1.000	2	3	5	4	1	0	2	0	1	10	9.0	
CAMPBELL	11/20/13	14	1-1	1000	0-0	.000	0-0	.000	1	0	1	3	5	1	0	0	0	2	7.3	
UMASS LOWELL	11/26/13	18	1-5	200	0-3	.000	0-0	.000	2	1	3	3	4	2	1	1	0	0	2	6.2
KENNESAW ST.	11/29/13	13	2-5	400	1-3	.333	1-2	.500	3	2	5	3	7	0	0	0	0	3	6	6.2
USC UPSTATE	12/03/13	18	1-5	200	0-3	.000	0-0	.000	1	2	3	3	6	3	1	0	0	0	2	5.6
at New Mexico	12/07/13	17	1-4	250	1-2	.500	0-0	.000	1	1	2	3	4	0	0	0	1	2	3	5.3
vs Xavier	12/14/13	6	0-1	.000	0-1	.000	0-0	.000	0	0	0	3	0	1	0	0	0	0	0	4.7
vs Pittsburgh	12/17/13	22	2-7	286	0-2	.000	0-1	.000	1	5	6	3	3	3	1	0	0	1	4	4.6
MIDDLE TENNESSEE	12/21/13	25	2-3	.667	2-3	.667	0-0	.000	1	0	1	3	1	0	3	2	0	0	6	4.7
CHICAGO STATE	12/23/13	22	5-10	500	3-6	.500	1-2	.500	9	4	13	3	9	0	2	0	1	1	14	5.5
NEBRASKA	12/28/13	26	3-5	600	2-3	.667	1-1	1.000	0	2	2	3	8	2	1	0	0	0	9	5.8
SMU	1/1/14	27	4-6	.667	2-3	.667	0-0	.000	1	2	3	3	7	1	0	0	0	0	10	6.1
at Memphis	1/4/14	20	1-3	.333	1-2	.500	0-0	.000	0	4	4	3	7	2	2	0	1	1	3	5.9
at Houston	1/7/14	31	4-6	.667	3-5	.600	0-0	.000	1	3	4	3	8	1	1	0	0	0	11	6.2
RUTGERS	1/11/14	26	2-3	.667	0-0	.000	5-7	.714	0	1	1	3	6	2	1	1	1	0	9	6.4
TEMPLE	1/14/14	24	2-5	400	1-3	.333	0-1	.000	0	1	1	3	4	0	1	0	0	0	5	6.3
at USF	1/18/14	26	2-6	.333	2-4	.500	0-0	.000	0	1	1	3	3	0	2	0	2	0	6	6.3
UCF	1/23/14	31	3-7	.429	1-4	.250	3-3	1.000	1	3	4	3	4	2	1	0	1	1	10	6.5
at Temple	01/26/14	16	1-2	.500	0-1	.000	2-3	.667	0	2	2	3	3	4	0	2	1	0	4	6.3
at Louisville	1/30/14	18	2-4	.500	1-2	.500	0-0	.000	0	1	1	3	2	2	2	0	0	0	5	6.3
USF	2/2/14	21	1-5	200	0-3	.000	0-0	.000	2	5	7	3	3	0	0	0	0	0	2	6.1
UCONN	2/6/14	25	1-5	200	0-3	.000	2-2	1.000	0	2	2	3	3	2	1	0	0	0	4	6.0
at SMU	02/08/14	17	2-3	.667	0-1	.000	0-0	.000	1	2	3	3	3	0	1	0	0	0	4	5.9
HOUSTON	2/15/14	19	1-3	.333	1-3	.333	0-0	.000	2	1	3	3	3	1	2	1	0	1	3	5.8
at UCF	2/19/14	24	4-5	.800	1-2	.500	0-0	.000	2	3	5	3	3	2	1	1	0	2	9	5.9
LOUISVILLE	2/22/14	26	1-5	200	1-3	.333	2-4	.500	6	0	6	3	4	0	1	1	0	0	5	5.9
at UConn	3/1/14	20	1-6	.167	1-4	.250	0-0	.000	0	2	2	3	4	1	0	0	1	0	3	5.8
Totals		0	625	58-139	.417	29-78	.372	23-33	.697	41	57	98	34	36	29	15	9	14	168	5.8

SANDERS' CAREER STATISTICS

			Total		3-Point		F-Throws		Rebounds											Scoring	
Season	gp-gs	min/avg	fg-fga	pct	fg-fga	pct	ft-fa	pct	off	def	tot	avg	pf	fo	ast	to	blk	stl	pts	avg	
2011-12	28-0	238/8.5	16-42	.381	7-19	.368	9-18	.500	12	21	33	1.2	11	0	14	13	2	1	48	1.7	
2012-13	34-1	440/12.9	38-103	.369	13-48	.271	17-32	.531	26	45	71	2.1	21	0	26	21	3	11	106	3.1	
2013-14	29-0	625/21.6	58-139	.417	29-78	.372	23-33	.697	41	57	98	3.4	36	0	29	15	9	14	168	5.8	
TOTAL	91-1	1303/14.3	112-284	.394	49-145	.338	49-83	.590	79	123	202	2.2	68	0	69	49	14	26	322	3.5	

PLAYER GAME-BY-GAME STATISTICS

15 - JERMAINE SANDERS • F • 6-5 • 210 • JR. • FAR ROCKAWAY, N.J.

2012-13 (SOPHOMORE SEASON)

Opponent	Date	gs	min	Total		3-Pointers		Free throws		Rebounds				pf	a	tlo	blk	stl	pts	avg
				fg-fga	pct	3fg-fga	pct	ft-fa	pct	off	def	tot	avg							
UT MARTIN	11/11/12	14	0-1	.000	0-0	.000	1-2	.500	1	1	2	2.0	0	3	1	0	0	1	1.0	
MISS. VALLEY ST.	11/13/12	13	3-5	.600	0-1	.000	2-3	.667	0	3	3	2.5	0	1	2	0	1	8	4.5	
NORTH CAROLINA A&T	11/18/12	17	1-2	.500	0-1	.000	0-3	.000	1	2	3	2.7	0	1	1	0	0	2	3.7	
CAMPBELL	11/20/12	13	2-3	.667	0-0	.000	0-1	.000	0	2	2	2.5	0	1	1	0	0	4	3.8	
vs Iowa State	11/23/12	19	2-3	.667	2-2	1.000	0-0	.000	1	2	3	2.6	0	2	0	0	0	6	4.2	
vs Oregon	11/24/12	17	2-4	.500	1-1	1.000	2-2	1.000	2	2	4	2.8	0	2	0	0	2	7	4.7	
ALABAMA	12/01/12	9	1-2	.500	0-0	.000	2-2	1.000	0	0	0	2.4	0	0	1	0	0	4	4.6	
UALR	12/6/12	14	2-5	.400	0-1	.000	1-4	.250	2	3	5	2.8	1	3	0	0	2	5	4.6	
UMES	12/8/12	10	1-3	.333	0-1	.000	0-0	.000	0	2	2	2.7	0	0	1	0	0	2	4.3	
at Marshall	12/15/12	13	2-5	.400	0-0	.000	0-0	.000	2	2	4	2.8	2	1	1	0	0	4	4.3	
vs Xavier	12/19/12	4	0-2	.000	0-0	.000	0-0	.000	0	0	0	2.5	0	0	0	0	1	0	0.9	
WRIGHT STATE	12/22/12	6	0-2	.000	0-1	.000	2-2	1.000	1	3	4	2.7	0	0	1	0	0	2	3.8	
NEW MEXICO	12/27/12	5	0-1	.000	0-1	.000	0-0	.000	0	1	1	2.5	2	0	0	0	0	0	0.5	
at PITT	12/31/12	13	0-3	.000	0-1	.000	0-2	.000	0	1	1	2.4	0	1	1	0	1	0	3.2	
ST. JOHN'S	1/5/13	11	1-3	.333	0-1	.000	0-0	.000	0	0	0	2.3	1	0	2	0	0	2	3.1	
NOTRE DAME	1/7/13	16	3-5	.600	2-4	.500	0-0	.000	0	1	1	2.2	0	1	1	0	0	8	3.4	
at Rutgers	1/12/13	15	3-5	.600	1-2	.500	2-2	1.000	2	0	2	2.2	1	0	0	1	0	9	3.8	
at DePaul	01-15-13	19	1-3	.333	0-2	.000	0-1	.000	2	1	3	2.2	1	2	1	0	0	2	3.7	
MARQUETTE	1/19/13	20	2-5	.400	2-4	.500	0-0	.000	1	1	2	2.2	1	1	1	1	1	2	6	3.8
at Syracuse	1/21/13	8	0-2	.000	0-2	.000	0-0	.000	1	2	3	2.3	0	0	0	0	0	0	3.6	
RUTGERS	1/30/13	6	0-1	.000	0-1	.000	0-0	.000	0	2	2	2.2	1	0	0	0	0	0	3.4	
at Seton Hall	2/2/13	9	1-1	1.000	0-0	.000	0-0	.000	0	1	1	2.2	0	0	1	0	0	2	3.4	
at Providence College	2/6/13	10	0-1	.000	0-1	.000	0-0	.000	0	0	0	2.1	2	0	0	0	0	0	3.2	
PITT	2/9/13	17	1-2	.500	1-2	.500	1-2	.500	1	3	4	2.2	0	1	0	0	0	4	3.3	
VILLANOVA	2/12/13	17	2-5	.400	2-4	.500	1-2	.500	2	2	4	2.2	1	1	0	0	0	7	3.4	
GEORGETOWN	2/15/13	17	1-6	.167	0-5	.000	0-0	.000	0	2	2	2.2	2	0	0	0	0	2	3.3	
at UCONN	2/21/13	12	1-1	1.000	0-0	.000	0-0	.000	0	1	1	2.2	1	0	1	0	0	2	3.3	
at Notre Dame	2-24-13	8	0-2	.000	0-1	.000	0-0	.000	0	0	0	2.1	0	1	0	0	0	0	3.2	
UCONN	03/02/13	22	3-4	.750	1-1	1.000	2-2	1.000	3	1	4	2.2	0	0	1	0	2	9	3.4	
at LOUISVILLE	3/4/13	18	0-2	.000	0-1	.000	0-0	.000	1	2	3	2.2	2	2	0	0	0	0	3.3	
USF	3/9/13	17	1-4	.250	0-2	.000	0-0	.000	0	1	1	2.2	0	2	1	0	0	2	3.2	
vs Providence	3/13/13	17	2-7	.286	1-3	.333	1-2	.500	2	0	2	2.2	0	0	1	0	1	6	3.3	
vs Georgetown	3/14/13	12	0-2	.000	0-1	.000	0-0	.000	1	0	1	2.1	2	0	1	0	0	0	3.2	
vs Creighton	3/22/13	2	0-1	.000	0-1	.000	0-0	.000	0	1	1	2.1	1	0	0	0	0	0	3.1	
Totals		1	440	38-103	.369	13-48	.271	17-32	.531	26	45	71	2.1	21	26	21	3	11	106	3.1

2011-12 (FRESHMAN SEASON)

Opponent	Date	gs	min	Total		3-Pointers		Free throws		Rebounds				pf	a	tlo	blk	stl	pts	avg
				fg-fga	pct	3fg-fga	pct	ft-fa	pct	off	def	tot	avg							
ALABAMA STATE	11/13/11	10	0-1	.000	0-0	.000	0-0	.000	0	0	0	0.0	1	0	1	0	0	0	0.0	
JACKSONVILLE STATE	11/15/11	12	3-4	.750	0-0	.000	0-0	.000	1	0	1	0.5	0	1	1	0	0	6	3.0	
PRESBYTERIAN	11/19/11	5	0-0	.000	0-0	.000	0-0	.000	0	0	0	0.3	0	0	0	0	0	0	2.0	
NORTHWESTERN STATE	11/21/11	12	1-1	1.000	0-0	.000	1-3	.333	0	1	1	0.5	0	0	1	0	0	3	2.3	
MARSHALL	11/25/11	5	0-2	.000	0-2	.000	0-1	.000	0	1	1	0.6	0	0	0	0	0	0	1.8	
MIAMI (OHIO)	11/29/11	3	0-0	.000	0-0	.000	1-2	.500	0	1	1	0.7	0	0	0	0	0	1	1.7	
at Georgia	12/02/11	5	0-1	.000	0-1	.000	2-4	.500	0	0	0	0.6	0	0	0	0	0	2	1.7	
at Xavier	12/10/11	2	0-0	.000	0-0	.000	0-0	.000	0	0	0	0.5	0	0	0	0	0	0	1.5	
at Wright State	12/14/11	18	3-3	1.000	3-3	1.000	0-0	.000	1	3	4	0.9	0	1	0	0	1	9	2.3	
RADFORD	12/17/11	22	3-4	.750	2-2	1.000	4-4	1.000	2	1	3	1.1	2	1	1	0	0	12	3.3	
ARKANSAS-PINE BLUFF	12/21/11	25	1-4	.250	0-1	.000	0-0	.000	2	5	7	1.6	0	1	0	0	0	2	3.2	
CHICAGO STATE	12/23/11	17	1-4	.250	1-3	.333	0-0	.000	1	1	2	1.7	1	0	0	0	0	3	3.2	
vs Oklahoma	12/29/11	19	0-5	.000	0-4	.000	0-2	.000	2	1	3	1.8	2	1	1	0	0	0	2.9	
at Pittsburgh	01/01/12	6	0-0	.000	0-0	.000	0-0	.000	0	0	0	1.6	0	0	0	0	1	0	2.7	
NOTRE DAME	01/04/12	2	0-0	.000	0-0	.000	0-0	.000	0	0	0	1.5	0	0	0	0	0	0	2.5	
ST. JOHN'S	01/07/12	11	0-1	.000	0-0	.000	1-2	.500	1	1	2	1.6	1	1	1	0	0	1	2.4	
at Georgetown	01/09/12	5	0-0	.000	0-0	.000	0-0	.000	0	1	1	1.5	0	1	0	0	0	0	2.3	
at Connecticut	1/18/12	6	0-0	.000	0-0	.000	0-0	.000	1	0	1	1.5	1	1	0	0	0	0	2.2	
SYRACUSE	01/23/12	5	0-0	.000	0-0	.000	0-0	.000	0	0	0	1.4	0	2	0	0	0	0	2.1	
at Rutgers	01/28/12	3	0-0	.000	0-0	.000	0-0	.000	0	1	1	1.4	0	0	1	0	0	0	2.0	
at St. John's	2/8/12	13	1-3	.333	0-0	.000	0-0	.000	0	2	2	1.4	2	2	1	0	0	2	2.0	
at Marquette	2/11/12	3	0-2	.000	0-0	.000	0-0	.000	0	1	1	1.4	0	0	0	0	0	0	1.9	
PROVIDENCE	2/15/12	1	0-0	.000	0-0	.000	0-0	.000	0	0	0	1.3	0	0	1	0	0	0	1.8	
LOUISVILLE	02/23/12	4	0-0	.000	0-0	.000	0-0	.000	0	0	0	1.3	0	0	1	0	0	0	1.7	
at Villanova	03/03/12	6	1-3	.333	1-2	.500	0-0	.000	0	0	0	1.2	0	1	0	0	0	3	1.8	
vs Texas	3/16/12	11	1-3	.333	0-1	.000	0-0	.000	1	0	1	1.2	1	1	2	0	0	2	1.8	
vs Florida State	3/18/12	5	1-1	1.000	0-0	.000	0-0	.000	0	1	1	1.2	0	0	1	1	0	2	1.8	
vs Ohio State	3/22/12	2	0-0	.000	0-0	.000	0-0	.000	0	0	0	1.2	0	0	0	0	0	0	1.7	
Totals		0	238	16-42	.381	7-19	.368	9-18	.500	12	21	33	1.2	11	14	13	2	1	48	1.7

NOTRE DAME PREP (MASS.)

23

- 2014 Oscar Robertson Trophy Finalist (one of 15 players)
- 2014 Naismith Trophy Semifinalist (one of 10 players)
- 2014 Wooden Award Preseason Top 50 selection
- Second only to the legendary Oscar Robertson in career points at Cincinnati
- American Athletic Conference Player of the Week - Feb. 3 & Feb. 10
- 2013-14 AAC Weekly Honor Roll selection:
 - Nine times: Nov. 11, Dec. 2, Dec. 9, Dec. 30, Jan. 13, Jan. 20, Jan. 27, Feb. 17, Feb. 24
- 2013-14 Preseason First Team All-American Athletic Conference Selection
- Member of 2013 USA Basketball World University Games Team (one of 12 players)
- Second Team All-BIG EAST selection (2012 and 2013)
- 2013 Wooden Award Midseason Top 25 selection
- 2013 Naismith Trophy Top 30 selection
- 2010-11 BIG EAST All-Rookie Team selection

Summer 2013: One of 12 players in the nation named to the USA Basketball World University Games Team that competed July 7-16 in Kazan.

2011-12 Season (R-Sophomore): Started all 37 games for UC, averaging 34.5 minutes ... named second team All-BIG EAST Conference by the league's coaches ... led the BIG EAST, averaging 2.49 three-pointers per game ... led the BIG EAST with 92 three-pointers ... led UC and ranked 15th in the league, averaging 14.3 points ... led UC, shooting 37.6 percent from three-point range ...

29 at Temple, 1/26/14	Pts	36 vs. Marquette, 1/19/13
26 vs. Louisville, 2/22/14	FG Atts	27 vs. Xavier, 12/19/12
9, 4x (last vs. Louisville, 2/22/14)	FG Made	11 vs. Marquette, 1/19/13
14 vs. Louisville, 2/22/14	3PT-FG Atts	15, 3x (last at Seton Hall, 2/2/13)
6, 3x (last at UCF, 2/19/14)	3PT-FG Made	8 vs. N.C. AGT, 11/18/12
12 vs. UConn, 2/6/14	Rebs	12 vs. UConn, 2/6/14
7 vs. USC Upstate, 12/2/13	Assts	7 vs. USC Upstate, 12/2/13
3, 4x (last vs. Temple, 1/14/14)	Stls	6 vs. Arkansas-Pine Bluff, 12/21/11
1 at Temple, 1/26/14	Blks	2, 2x (last at Pittsburgh, 12/31/12)
40, 2x (last vs. Louisville, 2/22/14)	Mins	45 vs. Marshall, 11/25/11

Category	2013-14	Career
Double-Figure Scoring Games	27	104
Double-Figure Rebounding Games	2	4
Double-Double Games	2	4
20-Point Scoring Games	15	32
Games Led UC in Scoring	25	67
Games Led UC in Rebounding	2	12
Games Led UC in Assists	12	34
Games With 3+ Assists	12	46
Games With 3+ Blocks	0	0
Games With 3+ Steals	4	12
Games With 3+ Three-Pointers	13	47

2010-11 Season (R-Freshman): Played in 35 games with one start, averaging 20.6 minutes ... led UC with a .377 three-point shooting percentage (46 of 122) ... ranked second on the team in three-pointers made (46), third in scoring (9.7 points) and fourth in assists (52) ... led the Bearcats in scoring in nine games ... scored in double figures in 17 games ... grabbed four or more rebounds in 13 games ... made 38.7 percent of his three-point attempts (24 of 62) during BIG EAST play, 13th-

Personal: Full name is Sean Redell Kilpatrick ... born Jan. 6, 1990 in Yonkers, N.Y. ... son of Regina Williams and Sean Kilpatrick, Sr. ... has one brother, Travis Williams, and one sister, Skye Williams ... majoring in criminal justice ... selected as member of University of Cincinnati's Collegiate 100 Black Men's Honorary and Sigma Sigma Men's Honorary in spring 2012.

Season	gp-gs		Total		3-Point		F-Throws		Rebounds				Other Stats							Scoring	
	gp	gs	fg-fga	pct	fg-fga	pct	ft-fa	pct	off	def	tot	avg	pf	fo	ast	to	blk	stl	pts	avg	
2010-11	35-1	720/20.6	114-261	.437	46-122	.377	65-90	.722	42	69	111	3.2	45	0	52	43	2	27	339	9.7	
2011-12	37-37	1277/34.5	185-432	.428	92-245	.376	66-88	.750	52	117	169	4.6	49	0	78	56	12	49	528	14.3	
2012-13	34-33	1169/34.4	194-488	.398	82-267	.307	107-145	.738	45	131	176	5.2	42	0	63	67	8	42	577	17.0	
2013-14	29-29	965/33.3	178-431	.413	80-233	.343	154-181	.851	33	98	131	4.5	39	0	74	60	1	38	590	20.3	
TOTAL	135-100	4131/30.6	671-1612	.416	300-867	.346	392-504	.778	172	415	587	4.3	175	0	267	226	23	156	2034	15.1	

PLAYER GAME-BY-GAME STATISTICS

23 - SEAN KILPATRICK • G • 6-4 • 210 • SR. • YONKERS, N.Y.

2013-14 (R-SENIOR SEASON)


Opponent	Date	gs	min	Total		3-Pointers		Free throws		Rebounds			pf	a	t/o	blk	stl	pts	avg		
				fg	pct	3fg	pct	ft	pct	off	def	tot									
NORTH CAROLINA CENT	11/08/13	*	34	6-13	.462	2-7	.286	8-9	.889	3	4	7	7.0	3	4	2	0	3	22	22.0	
NC STATE	11/12/13	*	31	5-13	.385	3-6	.500	8-8	1.000	1	1	4	4.0	3	3	0	2	21	21.5		
APPALACHIAN ST.	11/16/13	*	28	5-8	.625	2-4	.500	0-0	.000	0	4	4	4.0	0	1	0	1	12	18.3		
CAMPBELL	11/20/13	*	32	9-12	.750	3-6	.500	2-2	1.000	0	3	3	3.8	2	1	0	0	3	23	19.5	
UMASS LOWELL	11/26/13	*	23	7-13	.538	2-5	.400	2-5	.400	1	5	6	4.2	2	2	0	0	1	18	19.2	
KENNESAW ST.	11/29/13	*	26	7-16	.438	5-10	.500	1-1	1.000	1	2	3	4.0	1	6	5	0	2	20	19.3	
USC UPSTATE	12/03/13	*	26	6-9	.667	6-9	.667	4-4	1.000	0	3	3	3.9	0	7	1	0	0	22	19.7	
at New Mexico	12/07/13	*	36	5-18	.278	1-7	.143	8-8	1.000	0	4	4	3.9	1	2	1	0	1	19	19.6	
vs Xavier	12/14/13	*	27	4-9	.444	1-3	.333	8-12	.667	0	1	1	3.6	2	2	4	0	2	17	19.3	
vs Pittsburgh	12/17/13	*	35	4-13	.308	1-8	.125	0-0	.000	2	4	6	3.8	1	0	1	0	0	9	18.3	
MIDDLE TENNESSEE	12/21/13	*	31	8-16	.500	4-9	.444	3-3	1.000	1	4	5	3.9	1	2	2	0	2	23	18.7	
CHICAGO STATE	12/23/13	*	24	7-16	.438	4-10	.400	3-4	.750	5	5	10	4.4	0	4	2	0	0	21	18.9	
NEBRASKA	12/28/13	*	34	2-13	.154	0-5	.000	17-18	.944	0	3	3	4.3	0	2	1	0	1	21	19.1	
SMU	1/1/14	*	39	3-12	.250	1-7	.143	6-6	1.000	2	4	6	4.4	0	3	4	0	2	13	18.6	
at Memphis	1/14/14	*	32	5-11	.455	1-3	.333	7-9	.778	1	1	2	4.3	0	1	4	0	2	18	18.6	
at Houston	1/17/14	*	38	7-17	.412	1-8	.125	2-3	.667	1	2	3	4.2	2	2	1	0	3	17	18.5	
RUTGERS	1/11/14	*	34	3-13	.231	1-10	.100	9-10	.900	0	7	7	4.4	2	2	3	0	1	16	18.4	
TEMPLE	1/14/14	*	34	8-19	.421	6-13	.462	1-2	.500	0	3	3	4.3	0	3	1	0	3	23	18.6	
at USF	1/18/14	*	39	7-17	.412	2-9	.222	2-3	.667	0	2	2	4.2	2	1	0	0	2	18	18.6	
UCF	1/23/14	*	27	6-11	.545	3-6	.500	4-4	1.000	1	1	2	4.1	2	3	0	0	0	19	18.6	
at Temple	01/26/14	*	37	9-19	.474	5-11	.455	6-8	.750	3	5	8	4.2	3	0	1	1	2	29	19.1	
at Louisville	1/30/14	*	37	7-18	.389	3-9	.333	11-11	1.000	1	4	5	4.3	2	2	3	0	0	28	19.5	
USF	2/2/14	*	37	5-16	.313	2-8	.250	6-6	1.000	1	1	2	4.2	1	2	4	0	1	18	19.4	
UCONN	2/6/14	*	40	8-15	.533	5-8	.625	5-7	.714	1	11	12	4.5	1	6	4	0	0	26	19.7	
at SMU	02/08/14	*	38	5-18	.278	3-12	.250	9-11	.818	4	2	6	4.6	3	3	1	0	1	22	19.8	
HOUSTON	2/15/14	*	38	9-18	.500	2-6	.333	8-9	.889	1	3	4	4.5	0	6	1	0	1	28	20.1	
at UCF	2/19/14	*	29	8-16	.500	6-12	.500	1-2	.500	0	2	2	4.4	0	1	0	0	1	23	20.2	
LOUISVILLE	2/22/14	*	40	9-26	.346	3-14	.214	7-9	.778	2	4	6	4.5	2	1	5	0	1	28	20.5	
at UConn	3/1/14	*	39	4-16	.250	2-8	.250	6-7	.857	1	4	5	4.5	3	3	7	0	0	16	20.3	
Totals			29	965	178-431	413	80-233	.343	154-181	.851	33	98	131	4.5	39	74	60	1	38	590	20.3

2011-12 (R-SOPHOMORE SEASON)

Opponent	Date	gs	min	Total		3-Pointers		Free throws		Rebounds			pf	a	t/o	blk	stl	pts	avg		
				fg-fga	pct	3fg-fga	pct	ft-fa	pct	off	def	tot								avg	
ALABAMA STATE	11/13/11	*	30	4-8	.500	0-4	.000	5-5	1.000	3	6	9	9.0	2	1	2	0	1	13	13.0	
JACKSONVILLE STATE	11/15/11	*	33	3-7	.429	1-1	1.000	2-2	1.000	3	0	3	6.0	0	2	2	0	0	9	11.0	
PRESBYTERIAN	11/19/11	*	37	7-15	.467	4-6	.667	1-2	.500	1	2	3	5.0	1	1	0	1	0	19	13.7	
NORTHWESTERN STATE	11/21/11	*	31	5-7	.714	2-3	.667	1-1	1.000	3	5	8	5.8	0	3	3	1	1	13	13.5	
MARSHALL	11/25/11	*	45	7-14	.500	3-6	.500	2-2	1.000	3	2	5	5.6	3	0	3	0	0	19	14.6	
MIAMI (OHIO)	11/29/11	*	34	4-11	.364	2-6	.333	0-0	.000	3	0	3	5.2	1	1	4	1	1	10	13.8	
at Georgia	12/02/11	*	38	7-15	.467	4-9	.444	4-5	.800	1	4	5	5.1	1	1	3	0	2	22	15.0	
at Xavier	12/10/11	*	34	3-12	.250	1-8	.125	4-6	.667	1	0	1	4.6	3	1	1	0	1	11	14.5	
at Wright State	12/14/11	*	37	7-15	.467	6-12	.500	0-0	.000	1	3	4	4.6	2	2	1	0	2	20	15.1	
RADFORD	12/17/11	*	26	7-11	.636	2-5	.400	0-0	.000	1	4	5	4.6	1	4	2	1	3	16	15.2	
ARKANSAS-PINE BLUFF	12/21/11	*	30	3-11	.273	2-6	.333	4-6	.667	2	2	4	4.5	1	3	3	0	6	12	14.9	
CHICAGO STATE	12/23/11	*	28	7-14	.500	4-9	.444	3-4	.750	1	2	3	4.4	0	1	0	1	2	21	15.4	
vs Oklahoma	12/29/11	*	39	6-16	.375	4-11	.364	1-2	.500	2	8	10	4.8	1	1	2	2	2	17	15.5	
at Pittsburgh	01/01/12	*	35	7-18	.389	5-11	.455	0-1	.000	2	4	6	4.9	1	3	1	0	2	19	15.8	
NOTRE DAME	01/04/12	*	30	4-10	.400	1-6	.167	0-0	.000	1	5	6	5.0	2	3	1	0	1	9	15.3	
ST. JOHN'S	01/07/12	*	34	7-21	.333	4-15	.267	3-3	1.000	2	4	6	5.1	0	1	0	0	1	21	15.7	
at Georgetown	01/09/12	*	37	10-16	.625	3-5	.600	4-5	.800	1	1	2	4.9	3	0	1	0	4	27	16.4	
VILLANOVA	01/14/12	*	32	4-7	.571	2-3	.667	4-5	.800	0	2	2	4.7	1	0	1	0	0	14	16.2	
at Connecticut	1/18/12	*	37	5-15	.333	4-9	.444	2-4	.500	0	4	4	4.7	3	0	0	0	2	16	16.2	
at West Virginia	1/21/12	*	36	4-11	.364	2-7	.286	2-3	.667	1	4	5	4.7	1	1	3	0	0	12	16.0	
SYRACUSE	01/23/12	*	32	3-8	.375	2-5	.400	0-0	.000	2	7	9	4.9	3	4	0	0	0	8	15.6	
at Rutgers	01/28/12	*	33	4-12	.333	3-8	.375	0-0	.000	1	2	3	4.8	0	0	2	0	1	11	15.4	
DEPAUL	02/04/12	*	37	6-12	.500	2-6	.333	2-4	.500	1	4	5	4.8	1	4	1	0	0	16	15.4	
at St. John's	2/8/12	*	30	5-10	.500	3-6	.500	1-2	.500	2	6	8	5.0	1	4	3	0	1	14	15.4	
at Marquette	2/11/12	*	27	2-6	.333	2-3	.667	1-2	.500	3	3	6	5.0	1	2	1	0	0	7	15.0	
PROVIDENCE	2/15/12	*	37	6-15	.400	3-10	.300	7-8	.875	2	6	8	5.1	4	3	1	0	2	22	15.3	
SETON HALL	02/18/12	*	35	3-8	.375	1-5	.200	0-0	.000	2	2	4	5.1	0	3	2	1	0	7	15.0	
LOUISVILLE	02/23/12	*	36	4-11	.364	2-7	.286	2-2	1.000	1	2	3	5.0	1	4	0	1	0	12	14.9	
at USF	2/26/12	*	32	6-14	.429	0-4	.000	1-1	1.000	1	1	2	4.9	1	3	1	0	0	13	14.8	
MARQUETTE	02/29/12	*	36	4-12	.333	1-7	.143	0-1	.000	1	1	2	4.8	0	4	1	0	2	9	14.6	
at Villanova	03/03/12	*	37	5-13	.385	1-6	.167	2-3	.667	1	3	4	4.8	1	3	1	0	0	13	14.6	
vs GEORGETOWN	3/8/12	*	40	4-10	.400	1-6	.167	3-3	1.000	1	3	4	4.8	0	2	1	2	12	14.5		
vs Syracuse	3/9/12	*	38	6-10	.600	6-9	.667	0-0	.000	1	2	3	4.7	1	5	3	0	5	18	14.6	
vs Louisville	3/10/12	*	33	2-9	.222	1-4	.250	0-0	.000	1	2	3	4.6	1	2	0	1	1	5	14.3	
vs Texas	3/16/12	*	38	3-7	.429	1-3	.333	1-2	.500	0	4	4	4.6	0	6	0	1	2	8	14.1	
vs Florida State	3/18/12	*	37	5-9	.556	4-6	.667	4-4	1.000	0	6	6	4.7	2	0	2	0	2	18	14.3	
vs Ohio State	3/22/12	*	36	6-12	.500	3-8	.375	0-0	.000	0	1	1	4.6	2	2	3	0	0	15	14.3	
Totals			37	1277	185-432	428	92-245	.376	66-88	.750	52	117	169	4.6	49	78	56	12	49	528	14.3

2010-11 (R-FRESHMAN SEASON)

Opponent	Date	gs	min	Total		3-Pointers		Free throws		Rebounds			pf	a	t/o	blk	stl	pts	avg
				fg-fga	pct	3fg-fga	pct	ft-fa	pct	off	def	tot							
MOUNT ST. MARY'S	11/15/10	24	6-11	545	36	500	6-7	.857	1	2	3	30	0	1	1	0	2	21	21.7
IPFW	11/20/10	23	5-9	556	2-5	400	1-3	.333	2	2	4	35	1	1	4	1	2	13	13.0
FLORIDA A&M	11/22/10	19	1-6	167	1-4	250	0-0	.000	1	1	2	30	1	4	2	0	1	3	12.1
SAVANNAH STATE	11/24/10	11	1-3	.333	0-1	000	0-0	.000	1	0	1	25	1	0	0	0	0	2	9.1
vs Dayton	11/27/10	15	3-7	429	2-5	400	0-0	.000	1	1	2	22	3	0	2	0	0	8	8.0
WRIGHT STATE	12/01/10	28	8-11	727	5-5	1000	5-6	.833	1	1	2	22	2	3	0	0	2	26	12.0
at TOLEDO	12/04/10	25	3-9	333	2-8	250	1-2	.500	0	4	4	24	1	1	0	0	0	9	9.1
UTAH VALLEY	12/11/10	21	1-4	250	1-3	333	1-2	.500	0	4	4	26	1	3	0	0	0	4	14.0
GEORGIA SOUTHERN	12/14/10	23	3-8	375	1-4	250	3-3	1.000	0	4	4	28	0	3	2	0	1	10	10.0
at Oklahoma	12/18/10	24	2-6	.333	1-3	333	3-4	.750	4	2	6	31	2	1	1	0	0	10	10.0
at Miami	12/21/10	12	0-3	.000	0-1	000	0-0	.000	0	1	1	29	0	1	0	0	1	0	9.0
ST. FRANCIS (PA.)	12/23/10	25	8-12	667	3-5	600	2-4	.500	2	1	3	29	1	2	1	0	1	21	10.0
DEPAUL UNIVERSITY	12/28/10	19	1-4	250	0-2	000	0-1	.000	2	2	4	30	1	1	1	0	1	2	9.0
SETON HALL	12/31/10	18	4-6	667	2-3	667	4-7	.571	0	6	6	32	1	1	1	0	0	14	10.0
XAVIER UNIVERSITY	01/06/11	10	0-2	.000	0-1	000	0-0	.000	0	1	1	31	2	1	2	0	1	0	9.0
at Villanova	01/09/11	19	5-12	417	0-4	000	1-1	.000	2	1	3	31	4	3	2	0	3	11	9.0
USF	01/12/11	23	6-10	600	4-5	800	2-3	.667	1	2	3	31	0	3	0	0	0	18	10.0
at Syracuse	1/15/11	24	4-9	444	2-3	667	1-2	.500	3	0	3	31	1	0	0	0	0	11	10.0
at Notre Dame	1-19-11	25	6-12	500	1-1	1000	3-4	.750	2	0	2	30	1	1	3	1	1	16	10.0
at St. John's	01/22/11	18	0-6	.000	0-3	000	1-2	.500	1	2	3	30	1	2	2	0	0	1	9.0
RUTGERS	01/26/11	20	2-8	250	1-4	250	2-2	1.000	1	2	3	30	1	1	0	0	0	7	9.0
WEST VIRGINIA	01/29/11	19	3-9	333	1-4	250	0-0	.000	3	3	6	31	3	0	1	0	2	7	9.0
at PITT	02-05-11	11	2-6	.333	0-2	000	2-2	1.000	1	3	4	32	1	0	1	0	1	6	9.0
at DePaul University	02/08/11	27	6-11	545	1-2	500	6-9	.667	3	1	4	32	2	5	1	0	2	19	9.0
ST. JOHN'S	02/13/11	22	4-11	364	4-10	400	3-4	.750	0	2	2	32	3	0	5	0	1	15	10.0
LOUISVILLE	02/16/11	23	5-8	625	2-4	500	6-7	.857	0	2	2	31	1	0	1	0	2	18	10.0
at Providence College	2/19/11	13	3-4	.750	2-2	1000	0-0	.000	1	0	1	30	1	0	1	0	0	8	10.0
at Georgetown	02/23/11	21	0-4	.000	0-3	000	0-0	.000	0	4	4	31	1	1	1	0	0	0	9.0
CONNECTICUT	02/27/11	26	4-12	333	1-4	250	2-2	1.000	1	6	7	32	0	2	2	0	0	11	10.0
at Marquette	3/2/11	20	3-6	.500	0-2	000	0-1	.000	2	1	3	32	1	2	0	0	1	6	9.0
GEORGETOWN	03/05/11	24	4-5	800	3-4	750	2-2	1.000	1	2	3	32	0	0	1	0	0	13	9.0
vs USF	3/9/2011	21	3-6	.500	0-2	000	6-6	1.000	1	2	3	32	1	2	2	0	0	12	10.0
vs Notre Dame	03/10/11	26	3-10	.300	1-3	333	0-0	.000	1	0	1	31	3	2	1	0	0	7	9.0
vs Missouri	03/17/11	22	4-7	.571	0-2	000	2-3	.667	2	1	3	31	0	1	2	0	0	10	9.0
vs Connecticut	03/19/11	19	1-4	250	0-2	000	0-1	.000	2	3	5	32	3	4	0	0	2	2	9.0
Totals		1	720	114-261	43-77	46-122	377	65-90	722	42	69	111	32	45	52	43	2	27	339



KEVIN JOHNSON

FR. • G • 6-2 • 175

CINCINNATI, OHIO

SUMMIT COUNTRY DAY

25

2013-14 Season (Freshman): Recorded five points and three assists at UCF (2/19) ... Dished out three assists in win over UCF (1/23) ... Scored five points against Temple (1/14) ... Hit pair of free throws with 11 seconds left that proved to be the difference in UC's 61-60 win at Houston (1/7) ... Scored seven points and grabbed three rebounds at Memphis (1/4) ... Had his second consecutive double-digit scoring game versus Nebraska (12/28) ... Scored in double figures for the first time in his career against Chicago State (12/23) with 10 points ... Scored five points versus Middle Tennessee (12/21) ... Posted five points against Xavier (12/14) ... Recorded five points and grabbed three rebounds at New Mexico (12/7) ... Scored nine points against USC Upstate (12/2) ... Posted seven points off the bench against UMass Lowell (11/26) ... Recorded five points versus Campbell (11/20) ... Scored his first career points against Appalachian State (11/16).

Prior to Cincinnati: Averaged 21 points and 5 rebounds as a senior at Summit Country Day, helping the Silver Knights to a 25-1 record and second-place regional finish ... guided his team to a 26-1 record and the school's first Division III state crown as a junior while averaging 14.1 points, 6.6 rebounds and 2.8 assists for the Silver Knights ... earned most valuable player award in 2012 state championship game ... tabbed co-player of the year as a junior and senior ... earned co-Mr. Basketball accolades as a senior ... selected as a Top 150 prospect and Top 30 shooting guard by Rivals.com ... coached by Michael Bradley.

Personal: Kevin Anatwon-Devon Johnson ... born June 11, 1995 ... son of Katrice Rosser-Johnson and Kevin Johnson Sr. ... majoring in communications.

JOHNSON'S SEASON & CAREER HIGHS

2013-14 Season

11 vs. Nebraska, 12/28/13	Pts	11 vs. Nebraska, 12/28/13
10 vs. Chicago State, 12/23/13	FG Atts	10 vs. Chicago State, 12/23/13
4, 2x (last vs. Nebraska, 12/28/13)	FG Made	4, 2x (last vs. Nebraska, 12/28/13)
6 vs. Chicago State, 12/23/13	3PT-FG Atts	6 vs. Chicago State, 12/23/13
1, 9x (last at SMU 2/8/14)	3PT-FG Made	1, 9x (last at SMU 2/8/14)
4 vs. Nebraska, 12/28/13	Rebs	4 vs. Nebraska, 12/28/13
3, 2x (last at UCF, 2/19/14)	Assts	3, 2x (last at UCF, 2/19/14)
1, 9x (last at Temple, 1/26/14)	Stls	1, 9x (last at Temple, 1/26/14)
1, 3x (last at UCF, 2/19/14)	Blks	1, 3x (last at UCF, 2/19/14)
22 vs. Xavier, 12/14/13	Mins	22 vs. Xavier, 12/14/13

Career

JOHNSON'S MISCELLANEOUS STATISTICS

Category	2013-14	Career
Double-Figure Scoring Games	2	2
Double-Figure Rebounding Games	0	0
Double-Double Games	0	0
20-Point Scoring Games	0	0
Games Led UC in Scoring	0	0
Games Led UC in Rebounding	0	0
Games Led UC in Assists	0	0
Games With 3+ Assists	2	2
Games With 3+ Blocks	0	0
Games With 3+ Steals	0	0
Games With 3+ Three-Pointers	0	0


GAME-BY-GAME STATISTICS

2013-14 (FRESHMAN SEASON)

Opponent	Date	gs	min	fg-fga	pct	3fg-fga	pct	ft-fa	pct	off	def	tot	avg	pf	a	t/o	blk	stl	pts	avg
NORTH CAROLINA CENT	11/08/13	9	0-5	.000	0-2	.000	0-0	.000	2	0	2	2.0	1	0	0	0	0	0	0.0	
NC STATE	11/12/13	5	0-3	.000	0-1	.000	0-0	.000	0	0	0	1.0	2	0	1	0	0	0	0.0	
APPALACHIAN ST.	11/16/13	17	1-5	.200	0-1	.000	0-0	.000	1	1	2	1.3	1	0	0	0	0	2	0.7	
CAMPBELL	11/20/13	19	2-6	.333	0-3	.000	0-0	.000	0	0	0	1.0	3	0	1	1	1	4	1.5	
UMASS LOWELL	11/26/13	15	3-7	.429	0-3	.000	1-2	.500	0	1	1	1.0	2	1	0	0	0	7	2.6	
KENNESAW ST.	11/29/13	11	2-4	.500	0-1	.000	0-0	.000	2	1	3	1.3	4	2	0	0	0	4	2.8	
USC UPSTATE	12/03/13	16	4-7	.571	1-4	.250	0-0	.000	0	1	1	1.3	3	1	0	0	1	9	3.7	
at New Mexico	12/07/13	15	2-4	.500	1-1	1.000	0-1	.000	1	2	3	1.5	4	0	0	0	0	5	3.9	
vs Xavier	12/14/13	22	2-4	.500	1-3	.333	0-1	.000	0	0	0	1.3	0	1	0	0	0	5	4.0	
vs Pittsburgh	12/17/13	3	0-0	.000	0-0	.000	0-0	.000	0	1	1	1.3	1	0	0	0	1	0	3.6	
MIDDLE TENNESSEE	12/21/13	12	1-1	1.000	0-0	.000	3-3	1.000	0	0	0	1.2	3	1	0	0	1	5	3.7	
CHICAGO STATE	12/23/13	19	2-10	.200	1-6	.167	5-6	.833	1	1	2	1.3	2	2	2	0	0	10	4.3	
NEBRASKA	12/28/13	16	4-6	.667	1-2	.500	2-2	1.000	2	2	4	1.5	0	1	1	0	1	11	4.8	
SMU	1/1/14	3	0-2	.000	0-2	.000	0-0	.000	0	0	0	1.4	1	0	0	0	1	0	4.4	
at Memphis	1/4/14	16	2-3	.667	1-1	1.000	2-2	1.000	1	2	3	1.5	3	1	2	0	1	7	4.6	
at Houston	1/7/14	9	0-4	.000	0-1	.000	2-2	1.000	2	0	2	1.5	0	0	0	0	1	2	4.4	
RUTGERS	1/11/14	11	1-4	.250	0-2	.000	2-2	1.000	0	0	0	1.4	1	0	0	0	0	4	4.4	
TEMPLE	1/14/14	9	1-2	.500	1-1	1.000	2-2	1.000	1	0	1	1.4	1	0	2	0	0	5	4.4	
at USF	1/18/14	5	0-0	.000	0-0	.000	0-0	.000	0	0	0	1.3	0	0	0	0	0	0	4.2	
UCF	1/23/14	14	1-3	.333	0-1	.000	0-0	.000	0	1	1	1.3	1	3	3	0	0	2	4.1	
at Temple	01/26/14	9	2-2	1.000	1-1	1.000	2-2	1.000	0	1	1	1.3	1	0	1	0	1	7	4.2	
at Louisville	1/30/14	1	0-0	.000	0-0	.000	0-0	.000	0	0	0	1.2	0	0	0	0	0	0	4.0	
USF	2/2/14	5	0-0	.000	0-0	.000	0-0	.000	0	0	0	1.2	1	1	1	0	0	0	3.9	
at SMU	02/08/14	6	1-2	.500	1-1	1.000	0-0	.000	1	0	1	1.2	1	0	1	0	0	3	3.8	
HOUSTON	2/15/14	5	0-0	.000	0-0	.000	0-0	.000	0	0	0	1.1	1	0	0	0	0	0	3.7	
at UCF	2/19/14	15	2-4	.500	0-1	.000	1-1	1.000	0	2	2	1.2	2	3	0	1	0	5	3.7	
LOUISVILLE	2/22/14	2	0-0	.000	0-0	.000	0-0	.000	0	0	0	1.1	0	0	0	0	0	0	3.6	
at UConn	3/1/14	2	0-0	.000	0-0	.000	0-0	.000	0	0	0	1.1	1	0	0	0	0	0	3.5	
Totals		0	291	33-88	.375	9-38	.237	22-26	.846	14	16	30	1.1	40	17	15	2	9	97	3.5

JOHNSON'S CAREER STATISTICS

Season	gp-gs	min/avg	Total fg-fga	pct	3-Point fg-fga	pct	F-Throws ft-fa	pct	Rebounds off	def	tot	avg	pf	fo	ast	to	blk	stl	Scoring pts	avg
2013-14	28-0	291/10.4	33-88	.375	9-38	.237	22-26	.846	14	16	30	1.1	40	0	17	15	2	9	97	3.5
TOTAL	28-0	291/10.4	33-88	.375	9-38	.237	22-26	.846	14	16	30	1.1	40	0	17	15	2	9	97	3.5



DAVID NYARSUK

SR. • C • 7-1 • 250

JUBA, SOUTH SUDAN

MOUNTAIN STATE UNIVERSITY (W.VA.)

33

Pronunciation: Nahr-SOOK

2012-13 Season (Senior): Scored five points in win at UCF (2/19) ... Had a block and a rebound versus USF (2/2) ... Scored four points and grabbed three rebounds, while also blocking two shots at Temple (1/26) ... Pulled down three rebounds against UCF (1/23) ... Grabbed a pair of rebounds against Temple (1/14) ... Recorded two points and two blocks in win over Rutgers (1/11) ... Scored four points while blocking three shots at Houston (1/7) ... Had two points and four rebounds against Chicago State (12/23) ... Posted four points versus USC Upstate (12/2) ... Scored four points and dished out a pair of assists against Kennesaw State (11/29) ... Connected on both attempts from the floor for four points versus UMass Lowell (11/26) ... Had two points and four boards against Appalachian State (11/16).

2012-13 Season (Junior): Played in 33 games with two starts, averaging 11.3 minutes ... shot 59.1 percent (39 of 66) from the field for the season ... finished third on the team in blocks with 29 ... scored a career-high 12 points on 5-of-6 shooting to go with a career-high six rebounds against Arkansas-Little Rock (12/6) ... had a career-high five blocks against North Carolina A&T (11/18) ... had six points with three rebounds in 19 minutes in his BIG EAST debut at Pittsburgh (12/31) ... had six points, six rebounds and two blocks in 17 minutes against Connecticut (3/2).

Prior to Cincinnati: Played two seasons at Mountain State University, an NAIA school in Beckley, W.Va. ... helped guide the Cougars to the 2011 NAIA Division I national championship game, the 2012 national semifinals and a 59-15 combined record ... ranked second in the nation in blocks as a freshman (97) and sophomore (102) while averaging 10.2 points, 8.0 rebounds and 2.8 blocks during his two seasons ... averaged 9.8 points, 8.1 rebounds and 2.9 blocks while shooting 55.7 percent from the field and recording eight double-doubles during the 2011-12 season ... helped the Cougars finish the 2011-12 season ranked fourth in the final coaches' Top 25 poll ... ranked as the 19th-best center in the 2010 recruiting class according to ESPN ... attended Mountain State Academy, also in Beckley, W.Va., where he averaged 10 points, 10 rebounds and four blocks during the 2009-10 season ... averaged 10.1 points, 9.5 rebounds and 2.9 blocks at The Patterson School in Lenoir, N.C. during the 2008-09 campaign.

Personal: David Hillary Nyarsuk ... born Feb. 5, 1991 in Juba, South Sudan ... son of Hillary Modi and Catrina Andria ... has four sisters and two brothers ... tallest player in UC history ... majoring in criminal justice.

GAME-BY-GAME STATISTICS

2013-14 (SENIOR SEASON)

Opponent	Date	gs	min	Total		3-Pointers		Free throws		Rebounds		pf	a	t/o	blk	stl	pts	avg		
				fg-fga	pct	3fg-fga	pct	ft-fa	pct	off	def								tot	avg
NORTH CAROLINA CENT	11/08/13	1	0-0	.000	0-0	.000	0-0	.000	0	0	0	0	0	0	1	0	0	0.0		
NC STATE	11/12/13	3	0-0	.000	0-0	.000	0-0	.000	1	0	1	0.5	0	1	0	0	0	0.0		
APPALACHIAN ST.	11/16/13	7	1-3	.333	0-0	.000	0-0	.000	4	0	4	1.7	2	0	1	1	2	2.0		
UMASS LOWELL	11/26/13	16	2-2	1.000	0-0	.000	0-0	.000	1	1	2	1.8	3	0	0	0	0	4.1		
KENNESAW ST.	11/29/13	14	1-2	.500	0-0	.000	2-2	1.000	1	2	3	2.0	2	0	1	0	4	2.0		
USC UPSTATE	12/03/13	9	1-1	1.000	0-0	.000	2-3	.667	0	1	1	1.8	4	0	0	1	0	4.3		
at New Mexico	12/07/13	2	0-0	.000	0-0	.000	0-0	.000	1	0	1	1.7	0	0	0	0	0	2.0		
vs Xavier	12/14/13	1	0-0	.000	0-0	.000	0-0	.000	0	0	0	1.5	0	0	0	0	0	1.8		
vs Pittsburgh	12/17/13	3	0-0	.000	0-0	.000	0-0	.000	0	0	0	1.3	0	0	0	0	0	1.6		
MIDDLE TENNESSEE	12/21/13	2	0-0	.000	0-0	.000	0-0	.000	0	0	0	1.2	0	0	0	0	0	1.4		
CHICAGO STATE	12/23/13	7	1-1	1.000	0-0	.000	0-0	.000	1	3	4	1.5	0	0	2	1	0	2.1		
SMU	1/1/14	2	0-0	.000	0-0	.000	0-0	.000	0	0	0	1.3	1	0	0	0	0	1.3		
at Houston	1/7/14	10	2-2	1.000	0-0	.000	0-0	.000	1	1	2	1.4	2	0	1	3	1	4.1		
RUTGERS	1/11/14	14	0-1	.000	0-0	.000	2-2	1.000	0	1	1	1.4	3	0	1	2	0	2.1		
TEMPLE	1/14/14	6	0-0	.000	0-0	.000	0-0	.000	0	2	2	1.4	1	0	0	0	0	1.5		
at USF	1/18/14	9	0-0	.000	0-0	.000	0-0	.000	0	1	1	1.4	2	0	0	0	0	1.4		
UCF	1/23/14	6	0-1	.000	0-0	.000	0-0	.000	1	2	3	1.5	0	0	0	0	0	1.3		
at Temple	01/26/14	20	2-4	.500	0-0	.000	0-0	.000	2	1	3	1.6	4	0	1	2	0	4.1		
USF	2/2/14	7	0-1	.000	0-0	.000	0-0	.000	1	0	1	1.5	1	0	0	1	0	1.4		
at SMU	02/08/14	2	0-0	.000	0-0	.000	0-0	.000	0	0	0	1.5	0	0	0	0	0	1.3		
at UCF	2/19/14	5	2-3	.667	0-0	.000	1-1	1.000	0	0	0	1.4	1	0	0	0	1	5.1		
Totals		0	146	12-21	.571	0-0	.000	7-8	.875	14	15	29	1.4	24	2	8	12	2	31	1.5

NYARSUK'S SEASON & CAREER HIGHS

2013-14 Season

5 at UCF, 2/19/14	Pts	12 vs. Arkansas Little-Rock, 12/6/12
4 at Temple, 1/26/14	FG Atts	6, 3x (last vs. Arkansas Little-Rock, 12/6/12)
2, 4x (last at UCF, 2/19/14)	FG Made	5 vs. Arkansas-Little Rock, 12/6/12
0	3PT-FG Atts	0
0	3PT-FG Made	0
4, 2x (last vs. Chicago State, 12/23/13)	Rebs	6, 4x (last vs. UConn, 3/2/13)
2 vs. Kennesaw State, 11/29/13	Assts	2, 2x (last vs. Kennesaw State, 11/29/13)
1, 2x (last at UCF, 2/19/14)	Stls	1, 4x (last at UCF, 2/19/14)
3 at Houston, 1/7/14	Blks	5 vs. N.C. A&T, 11/18/12
20 at Temple, 1/26/14	Mins	24 vs. UT Martin, 11/11/12

Career

NYARSUK'S MISCELLANEOUS STATISTICS

Category	2013-14	Career
Double-Figure Scoring Games	0	1
Double-Figure Rebounding Games	0	0
Double-Double Games	0	0
20-Point Scoring Games	0	0
Games Led UC in Scoring	0	0
Games Led UC in Rebounding	0	0
Games Led UC in Assists	0	0
Games With 3+ Assists	0	0
Games With 3+ Blocks	1	5
Games With 3+ Steals	0	0
Games With 3+ Three-Pointers	0	0

GAME-BY-GAME STATISTICS

2012-13 (JUNIOR SEASON)

Opponent	Date	gs	min	Total		3-Pointers		Free throws		Rebounds				pf	a	to	blk	stl	pts	avg
				fg-fga	pct	3fg-fga	pct	ft-fa	pct	off	def	tot	avg							
UT MARTIN	11/11/12	24	4-6	.667	0-0	.000	1-1	1.000	1	5	6	6.0	2	0	0	2	0	9.0		
MISS. VALLEY ST.	11/13/12	13	3-5	.600	0-0	.000	2-4	.500	2	1	3	4.5	2	0	1	0	0	8.8		
NORTH CAROLINA A&T	11/18/12	12	3-3	1.000	0-0	.000	0-0	.000	2	4	6	5.0	0	1	3	5	0	6.7		
CAMPBELL	11/20/12	19	3-6	.500	0-0	.000	0-0	.000	1	3	4	4.8	1	0	1	1	1	6.6		
vs Iowa State	11/23/12	23	2-3	.667	0-0	.000	1-2	.500	3	2	5	4.8	2	1	0	1	0	5.6		
vs Oregon	11/24/12	11	0-1	.000	0-0	.000	0-0	.000	2	3	5	4.8	5	0	1	0	0	5.7		
ALABAMA	12/01/12	10	0-2	.000	0-0	.000	0-0	.000	2	1	3	4.6	0	0	0	0	0	4.9		
UALR	12/6/12	17	5-6	.833	0-0	.000	2-3	.667	2	4	6	4.8	4	0	2	1	0	12.5		
UMES	12/8/12	16	2-3	.667	0-0	.000	0-0	.000	1	1	2	4.4	3	0	3	2	0	4.6		
at Marshall	12/15/12	16	2-3	.667	0-0	.000	0-0	.000	2	3	5	4.5	3	0	2	1	0	4.4		
vs Xavier	12/19/12	10	0-0	.000	0-0	.000	0-0	.000	1	1	2	4.3	0	0	1	1	0	4.9		
WRIGHT STATE	12/22/12	10	1-4	.250	0-0	.000	0-0	.000	1	1	2	4.1	2	0	0	4	0	4.7		
NEW MEXICO	12/27/12	9	1-1	1.000	0-0	.000	0-0	.000	0	0	0	3.8	1	0	0	0	0	4.5		
at PITT	12/31/12	19	3-3	1.000	0-0	.000	0-0	.000	3	0	3	3.7	2	0	0	0	0	6.4		
ST. JOHNS	1/5/13	6	0-1	.000	0-0	.000	0-0	.000	0	0	0	3.5	0	0	0	0	1	4.3		
NOTRE DAME	1/7/13	10	2-2	1.000	0-0	.000	0-0	.000	0	3	3	3.4	1	0	1	0	1	4.3		
at Rutgers	1/12/13	6	0-1	.000	0-0	.000	0-0	.000	0	2	2	3.4	0	0	0	0	0	4.0		
at DePaul	01-15-13	18	1-1	1.000	0-0	.000	0-0	.000	2	1	3	3.3	1	1	1	3	0	2.9		
MARQUETTE	1/19/13	18	1-4	.250	0-0	.000	0-2	.000	1	1	2	3.3	5	1	1	4	0	2.8		
at Syracuse	1/21/13	7	0-1	.000	0-0	.000	0-0	.000	0	0	0	3.1	1	0	0	0	0	3.6		
RUTGERS	1/30/13	2	0-0	.000	0-0	.000	0-0	.000	0	0	0	3.0	0	0	1	0	0	3.4		
at Seton Hall	2/2/13	7	0-0	.000	0-0	.000	2-3	.667	1	1	2	2.9	0	0	0	0	0	2.4		
at Providence College	2/6/13	6	1-1	1.000	0-0	.000	0-0	.000	0	0	0	2.8	1	0	0	0	0	2.3		
PITT	2/9/13	13	0-0	.000	0-0	.000	0-0	.000	0	3	3	2.8	0	1	0	1	0	3.2		
VILLANOVA	2/12/13	4	0-0	.000	0-0	.000	0-0	.000	0	0	0	2.7	2	0	0	0	0	3.0		
GEORGETOWN	2/15/13	3	1-1	1.000	0-0	.000	0-0	.000	0	0	0	2.6	0	0	0	0	0	2.3		
at UCONN	2/21/13	13	0-0	.000	0-0	.000	0-0	.000	1	1	2	2.6	1	2	0	0	0	2.9		
at Notre Dame	2-24-13	8	0-1	.000	0-0	.000	0-0	.000	0	1	1	2.5	2	0	0	0	0	2.8		
UCONN	03/02/13	17	3-5	.600	0-0	.000	0-0	.000	5	1	6	2.6	5	0	2	2	0	6.2		
at LOUISVILLE	3/4/13	15	1-2	.500	0-0	.000	0-0	.000	2	3	5	2.7	2	0	0	0	0	2.9		
USF	3/9/13	6	0-0	.000	0-0	.000	0-0	.000	0	0	0	2.6	1	0	1	0	0	2.8		
vs Georgetown	3/14/13	2	0-0	.000	0-0	.000	0-0	.000	0	0	0	2.5	1	0	1	0	0	2.7		
vs Creighton	3/22/13	3	0-0	.000	0-0	.000	0-0	.000	0	0	0	2.5	1	0	0	0	0	2.6		
Totals		2	373	39-66	.591	0-0	.000	8-15	.533	35	46	81	2.5	51	7	22	29	2	86	2.6

NYARSUK'S CAREER STATISTICS

			Total		3-Point		F-Throws		Rebounds											Scoring	
Season	gp-gs	min/avg	fg-fga	pct	fg-fga	pct	ft-fa	pct	off	def	tot	avg	pf	fo	ast	to	blk	stl	pts	avg	
2012-13	33-2	373/11.3	39-66	.591	0-0	.000	8-15	.533	35	46	81	2.5	51	3	7	22	29	2	86	2.6	
2013-14	21-0	146/7.0	12-21	.571	0-0	.000	7-8	.875	14	15	29	1.4	24	0	2	8	12	2	31	1.5	
TOTAL	54-2	519/9.6	51-87	.586	0-0	.000	15-23	.652	49	61	110	2.0	75	3	9	30	41	4	117	2.2	



ZACK TOBLER

FR. • F • 6-5 • 215
FORT MITCHELL, KY.
COVINGTON CATHOLIC

45

2013-14 Season (Freshman): Saw action in win over UCF (1/23) ... Missed a three-point attempt against Chicago State (12/23) ... Pulled down a rebound against Middle Tennessee (12/21) ... Grabbed a rebound in his first career action versus Appalachian State (11/16).

Prior to Cincinnati: Averaged 14 points and eight rebounds as a senior at Covington Catholic High School, helping the Colonels to a 27-7 record and the district championship and second-place region finish ... scored 36 points in a game his junior season – the fourth most in school history

for a single game ... coached in basketball by Scott Ruthsatz ... played goalie on the school's lacrosse team his junior and senior seasons.

Personal: Zachary Matthew Tobler ... born Oct. 22, 1994 in Fort Mitchell, Ky. ... son of Liz and Matt Tobler ... has one brother (Jordan) and one sister (Lauren) ... majoring in business economics.

TOBLER'S SEASON & CAREER HIGHS

2013-14 Season			Career
0	Pts		0
1, 3x (last vs. Middle Tennessee, 12/21/13)	FG Atts	1, 3x (last vs. Middle Tennessee, 12/21/13)	
0	FG Made		0
1 vs. USC Upstate, 12/2/13	3PT-FG Atts	1 vs. USC Upstate, 12/2/13	
0	3PT-FG Made		0
1, 2x (last vs. Middle Tennessee, 12/21/13)	Rebs	1, 2x (last vs. Middle Tennessee, 12/21/13)	
0	Assts		0
0	Stls		0
0	Blks		0
4 vs. USC Upstate, 12/2/13	Mins	4 vs. USC Upstate, 12/2/13	

TOBLER'S MISCELLANEOUS STATISTICS

Category	2013-14	Career
Double-Figure Scoring Games	0	0
Double-Figure Rebounding Games	0	0
Double-Double Games	0	0
20-Point Scoring Games	0	0
Games Led UC in Scoring	0	0
Games Led UC in Rebounding	0	0
Games Led UC in Assists	0	0
Games With 3+ Assists	0	0
Games With 3+ Blocks	0	0
Games With 3+ Steals	0	0
Games With 3+ Three-Pointers	0	0

GAME-BY-GAME STATISTICS

2013-14 (FRESHMAN SEASON)

Opponent	Date	gs	min	Total fg-fga	pct	3-Pointers 3fg-fga	pct	Free throws ft-fa	pct	Rebounds off def tot	avg	pf	a	to	blk	stl	pts	avg
APPALACHIAN ST.	11/16/13	2		0-0	.000	0-0	.000	0-0	.000	0	1	1	1.0	0	0	0	0	0.0
UMASS LOWELL	11/26/13	1		0-0	.000	0-0	.000	0-0	.000	0	0	0	0.5	0	0	0	0	0.0
KENNESAW ST.	11/29/13	1		0-1	.000	0-0	.000	0-0	.000	0	0	0	0.3	1	0	0	0	0.0
USC UPSTATE	12/03/13	4		0-1	.000	0-1	.000	0-0	.000	0	0	0	0.3	0	0	0	0	0.0
vs Xavier	12/14/13	1		0-0	.000	0-0	.000	0-0	.000	0	0	0	0.2	0	0	0	0	0.0
MIDDLE TENNESSEE	12/21/13	2		0-1	.000	0-0	.000	0-0	.000	1	0	1	0.3	0	0	0	0	0.0
CHICAGO STATE	12/23/13	1		0-1	.000	0-1	.000	0-0	.000	0	0	0	0.3	0	0	0	0	0.0
UCF	1/23/14	1		0-0	.000	0-0	.000	0-0	.000	0	0	0	0.3	0	0	0	0	0.0
Totals		0	13	0-4	.000	0-2	.000	0-0	.000	1	1	2	0.3	1	0	0	0	0.0

TOBLER'S CAREER STATISTICS

Season	gp-gs	min/avg	Total fg-fga	pct	3-Point fg-fga	pct	F-Throws ft-fa	pct	Rebounds off def tot	avg	pf	fo	ast	to	blk	stl	Scoring pts	avg
2013-14	8-0	13/1.6	0-4	.000	0-2	.000	0-0	.000	1	1	2	0.3	1	0	0	0	0	0.0
TOTAL	8-0	13/1.6	0-4	.000	0-2	.000	0-0	.000	1	1	2	0.3	1	0	0	0	0	0.0

GAME 1 • GLOBAL SPORTS SHOOTOUT • NOV. 8, 2013

NC CENTRAL (61) AT CINCINNATI (74)

FIFTH THIRD ARENA (CINCINNATI, OHIO)



Official Basketball Box Score -- Game Totals -- Final Statistics
North Carolina Centr vs Cincinnati
11/08/13 8 p.m. ET at Cincinnati, Ohio (Fifth Third Arena)



North Carolina Centr 61 • 0-1

#	Player	Total		3-Ptr		Rebounds			PF	TP	A TO Blk Stl				Min
		FG-FGA	FT-FGA	FG-FGA	FT-FGA	Off	Def	Tot			A	TO	Blk	Stl	
01	COPELAND, Jay	f	4-8	0-0	3-4	6	2	8	5	11	0	1	1	1	25
05	ANYAORAH, Ebuka	g	3-6	1-2	0-0	1	5	6	4	7	1	2	1	0	37
13	GROVES, Reggie	g	0-4	0-3	1-2	0	4	4	1	1	1	4	0	0	20
14	INGRAM, Jeremy	g	7-14	2-5	11-16	0	0	0	5	27	0	2	0	0	33
32	CHAPMAN, Emanuel	g	1-4	0-2	0-0	0	3	3	2	2	4	3	0	4	36
02	PARKS, Jordan	g	2-2	0-0	0-0	1	2	3	5	4	0	2	1	0	14
03	MOODY, Juwan	g	0-0	0-0	0-0	0	0	0	1	0	0	0	0	0	6
40	HOUSTON, Alfonso	g	2-10	0-2	5-6	1	1	2	3	9	1	1	0	1	29
	Team					2	1	3			1				
Totals		19-48	3-14	20-28	11 18 29	29	61		7	16	3	6			200

FG % 1st Half: 8-23 34.8% 2nd half: 11-25 44.0% Game: 19-48 39.6% Deadball Rebounds 4,1
3FG % 1st Half: 1-7 14.3% 2nd half: 2-7 28.6% Game: 3-14 21.4%
FT % 1st Half: 9-14 64.3% 2nd half: 11-14 78.6% Game: 20-28 71.4%

Cincinnati 74 • 1-0

#	Player	Total		3-Ptr		Rebounds			PF	TP	A TO Blk Stl				Min
		FG-FGA	FT-FGA	FG-FGA	FT-FGA	Off	Def	Tot			A	TO	Blk	Stl	
02	RUBLES, Titus	f	3-7	0-0	7-12	3	5	8	3	13	0	3	1	3	31
03	THOMAS, Shaquille	f	1-2	0-0	0-0	2	3	5	2	2	0	3	0	0	11
05	JACKSON, Justin	f	4-5	0-0	0-0	2	1	3	4	8	0	2	3	0	21
14	GUYN, Ge'Lawn	g	2-7	2-4	0-0	0	1	1	3	6	3	0	0	0	23
23	KILPATRICK, Sean	g	6-13	2-7	8-9	3	4	7	3	22	4	2	0	3	34
00	DAVIS III, Jeremiah	g	1-2	0-1	0-0	1	1	2	1	2	0	0	0	0	9
10	CAUPAIN, Troy	g	0-3	0-1	2-2	0	2	2	0	2	2	1	0	0	13
11	LAWRENCE, Jermaine	g	1-4	0-0	4-5	1	1	2	3	6	1	0	0	2	17
15	SANDERS, Jermaine	g	4-8	3-6	2-3	2	2	4	2	13	3	0	0	0	31
25	JOHNSON, Kevin	g	0-5	0-2	0-0	0	2	2	1	0	0	0	0	0	9
33	NYARSUK, David	g	0-0	0-0	0-0	0	0	0	0	0	0	1	0	0	1
	Team					1	1	2							
Totals		22-56	7-21	23-31	17 21 38	22	74		13	12	4	8			200

FG % 1st Half: 12-29 41.4% 2nd half: 10-27 37.0% Game: 22-56 39.3% Deadball Rebounds 6,1
3FG % 1st Half: 3-11 27.3% 2nd half: 4-10 40.0% Game: 7-21 33.3%
FT % 1st Half: 13-19 68.4% 2nd half: 10-12 83.3% Game: 23-31 74.2%

Officials: Steve Olson, Archibald Whaley, Bart Lenox
Technical fouls: North Carolina Centr-COPELAND, Jay. Cincinnati-RUBLES, Titus.
Attendance: 6532

Score by periods	1st	2nd	Total
North Carolina Centr	26	35	61
Cincinnati	40	34	74

Points	In Paint	Off T/O	2nd Chance	Fast Break	Bench
North Carolina Centr	28	10	13	13	13
Cincinnati	26	18	19	4	23

Last FG - NCCUM 2nd-01:51, CIN 2nd-02:09.
Largest lead - NCCUM by 8 1st-12:38, CIN by 15 2nd-16:17.

Score tied - 1 time.
Lead changed - 1 time.

GAME 3 • GLOBAL SPORTS SHOOTOUT • NOV. 16, 2013

APPALACHIAN STATE (49) AT CINCINNATI (77)

FIFTH THIRD ARENA (CINCINNATI, OHIO)



Official Basketball Box Score -- Game Totals -- Final Statistics
Appalachian St. vs Cincinnati
11/16/13 2 p.m. ET at Fifth Third Arena (Cincinnati, Ohio)



Appalachian St. 49 • 0-3

#	Player	Total		3-Ptr		Rebounds			PF	TP	A TO Blk Stl				Min
		FG-FGA	FT-FGA	FG-FGA	FT-FGA	Off	Def	Tot			A	TO	Blk	Stl	
01	BASKIN, Tevin	f	5-14	1-2	0-0	3	2	5	3	11	0	2	2	3	30
04	OBACHA, Michael	f	2-3	0-0	1-2	3	2	5	3	5	0	1	0	1	24
15	SPAGNOLO, Tommy	f	1-7	0-0	2-2	3	4	7	4	4	0	0	2	0	23
02	HAMILTON, Tab	g	2-11	1-4	0-1	3	1	4	0	5	0	3	0	0	28
23	NEAL, Mike	g	1-13	0-4	2-2	2	1	3	0	4	4	3	0	1	30
00	KOBANI, Mike	g	5-6	0-0	1-2	2	0	2	4	11	0	1	0	0	23
10	BURGESS, Chris	g	2-5	1-3	0-0	0	1	1	1	5	3	3	0	0	23
21	EAVES, Frank	g	0-3	0-1	0-0	0	0	0	0	0	0	0	0	0	6
32	TONEY, Ty	g	1-3	0-0	2-2	0	2	2	2	4	0	1	0	0	13
	Team					4	2	6							
Totals		19-65	3-14	8-11	20 15 35	17	49		7	14	4	5			200

FG % 1st Half: 9-39 23.1% 2nd half: 10-26 38.5% Game: 19-65 29.2% Deadball Rebounds 1,2
3FG % 1st Half: 1-5 20.0% 2nd half: 2-9 22.2% Game: 3-14 21.4%
FT % 1st Half: 2-3 66.7% 2nd half: 6-8 75.0% Game: 8-11 72.7%

Cincinnati 77 • 3-0

#	Player	Total		3-Ptr		Rebounds			PF	TP	A TO Blk Stl				Min
		FG-FGA	FT-FGA	FG-FGA	FT-FGA	Off	Def	Tot			A	TO	Blk	Stl	
02	RUBLES, Titus	f	6-10	0-0	1-2	5	2	7	3	13	2	3	1	2	24
03	THOMAS, Shaquille	f	3-9	0-0	4-4	4	3	7	0	10	2	1	1	1	27
05	JACKSON, Justin	f	4-9	0-0	0-2	3	1	4	3	8	3	1	4	1	19
14	GUYN, Ge'Lawn	g	1-2	0-0	0-0	0	1	1	2	2	0	0	0	0	3
23	KILPATRICK, Sean	g	5-8	2-4	0-0	0	4	4	0	12	0	1	0	1	28
00	DAVIS III, Jeremiah	g	0-1	0-0	0-0	0	0	0	0	0	0	0	0	0	5
10	CAUPAIN, Troy	g	5-6	0-1	3-3	1	3	4	2	13	4	2	0	1	26
11	LAWRENCE, Jermaine	g	2-6	0-0	1-3	0	6	6	0	5	2	3	1	0	22
15	SANDERS, Jermaine	g	3-8	2-3	2-2	2	3	5	1	10	0	2	0	1	20
25	JOHNSON, Kevin	g	1-5	0-1	0-0	1	1	2	1	2	0	0	0	0	17
33	NYARSUK, David	g	1-3	0-0	0-0	4	0	4	2	2	0	1	1	0	7
45	TOBLER, Zack	g	0-0	0-0	0-0	0	1	1	0	0	0	0	0	0	2
	Team					1	1	2							
Totals		31-67	4-9	11-16	21 26 47	14	77		13	14	8	7			200

FG % 1st Half: 16-32 50.0% 2nd half: 15-35 42.9% Game: 31-67 46.3% Deadball Rebounds 3,2
3FG % 1st Half: 2-5 40.0% 2nd half: 2-4 50.0% Game: 4-9 44.4%
FT % 1st Half: 6-10 60.0% 2nd half: 5-6 83.3% Game: 11-16 68.8%

Officials: Mike Stuart, Ted Valentine, Doug Simmons
Technical fouls: Appalachian St.-None. Cincinnati-None.
Attendance: 6194

Score by periods	1st	2nd	Total
Appalachian St.	21	28	49
Cincinnati	40	37	77

Last FG - APP 2nd-01:39, CIN 2nd-00:44.
Largest lead - APP None, CIN by 28 2nd-02:00.

Score tied - 0 times.
Lead changed - 0 times.

GAME 2 • GLOBAL SPORTS SHOOTOUT • NOV. 12, 2013

NC STATE (57) AT CINCINNATI (68)

FIFTH THIRD ARENA (CINCINNATI, OHIO)



Official Basketball Box Score -- Game Totals -- Final Statistics
NC State vs Cincinnati
11/12/13 5 pm ET at Fifth Third Arena (Cincinnati, Ohio)



NC State 57 • 1-1

#	Player	Total		3-Ptr		Rebounds			PF	TP	A TO Blk Stl				Min
		FG-FGA	FT-FGA	FG-FGA	FT-FGA	Off	Def	Tot			A	TO	Blk	Stl	
24	Warren, T.J.	f	5-15	1-4	2-2	1	9	10	3	13	0	1	1	2	37
22	Washington, Kyle	f	0-2	0-0	0-0	1	1	2	3	0	0	0	0	0	11
05	Lee, Desmond	g	4-13	0-3	2-4	1	3	4	1	10	1	2	0	1	33
12	Lewis, Tyler	g	2-8	1-4	2-2	0	1	1	3	7	3	2	0	0	29
22	Turner, Ralston	g	4-10	4-7	1-2	3	1	4	4	13	1	0	0	0	25
02	Barber, Anthony	g	2-6	1-1	3-6	0	1	1	2	8	2	1	0	1	29
21	Freeman, Lennard	g	1-2	0-0	1-3	3	2	5	4	3	0	0	1	1	23
21	Any, BeeJay	g	1-2	0-0	1-2	2	1	3	3	3	0	1	1	0	13
	Team					5	1	6			1				
Totals		19-58	7-19	12-21	16 20 36	23	57		7	8	3	5			200

FG % 1st Half: 11-28 39.3% 2nd half: 8-30 26.7% Game: 19-58 32.8% Deadball Rebounds 5,1
3FG % 1st Half: 4-9 44.4% 2nd half: 3-10 30.0% Game: 7-19 36.8%
FT % 1st Half: 9-12 75.0% 2nd half: 3-9 33.3% Game: 12-21 57.1%

Cincinnati 68 • 2-0

#	Player	Total		3-Ptr	Rebounds					PF	TP	A	TO	Blk	Stl	Min
		FG-FGA	FT-FGA	FG-FGA	FT-FTA	Off	Def	Tot								
02	RUBLES, Titus	f	5-9	0-0	4-6	3	4	7	3	14	2	0	1	0	27	
03	THOMAS, Shaquille	f	2-4	0-0	2-3	2	0	2	2	6	0	1	1	1	25	
05	JACKSON, Justin	f	4-8	0-0	2-4	2	8	10	3	10	0	2	4	1	25	
14	GUYN, Ge'Lawn	g	2-6	0-1	0-2	1	0	1	3	4	2	1	1	0	25	
23	KILPATRICK, Sean	g	5-13	3-6	8-8	1	0	1	3	21	3	1	0	2	31	
00	DAVIS III, Jeremiah	g	0-0	0-0	0-0	0	0	0	1	0	0	1	0	0	2	
10	CAUPAIN, Troy	g	0-3	0-0	5-6	1	3	4	3	5	0	1	0	0	19	
11	LAWRENCE, Jermaine	g	2-4	0-0	0-0	3	5	8	2	4	0	1	1	0	16	
15	SANDERS, Jermaine	g	1-3	0-0	2-2	2	2	4	1	4	0	1	1	1	22	
25	JOHNSON, Kevin	g	0-0	0-1	0-0	0	0	0	2	0	0	1	0	0	5	
33	NYARSUK, David	g	0-0	0-0	0-0	0	1	1	0	0	0	1	0	0	3	
	Team					1	4	5								
	Totals		21-53	3-8	23-31	17	26	43	23	68	7	11	9	5	200	

GAME 5 • NOV. 26, 2013
UMASS LOWELL (49) AT CINCINNATI (79)
FIFTH THIRD ARENA (CINCINNATI, OHIO)



Official Basketball Box Score -- Game Totals -- Final Statistics
UMass Lowell vs Cincinnati
11/26/13 7 p.m. ET at Fifth Third Arena (Cincinnati, Ohio)



UMass Lowell 49 • 0-6

#	Player		Total		3-Ptr		Rebounds			PF	TP	A TO Blk Stl				Min
			FG-FGA	FT-FTA	FG-FGA	FT-FTA	Off	Def	Tot			A	TO	Blk	Stl	
23	Kerry Weldon	f	1-2	0-0	0-2	1	4	5	2	0	1	1	3	20		
24	Tyler Livingston	f	3-5	3-4	0-0	1	5	6	3	9	0	3	0	2	32	
04	Chad Holley	g	3-9	0-2	4-7	0	3	3	2	10	1	4	0	0	40-	
11	Akeem Williams	g	4-10	0-4	1-1	0	4	4	9	3	5	0	1	24		
21	DJ Mlachnik	g	1-10	0-5	5-6	0	3	3	2	7	1	8	0	2	36	
13	Mark Cornelius		1-2	0-0	2-2	0	0	0	0	4	0	0	0	0	12	
34	Kennedy Chukwuocha		2-3	0-0	1-1	0	2	2	4	5	0	2	0	0	19	
42	Parris Massey		1-1	0-0	1-2	2	2	4	3	3	1	2	3	0	17	
	Team					0	1	1								
Totals			16-42	3-15	14-21	4	24	28	23	49	6	28	4	8	200	

FG % 1st Half:	10-20	50.0%	2nd half:	6-22	27.3%	Game:	16-42	38.1%	Deadball
3FG % 1st Half:	2-8	25.0%	2nd half:	1-7	14.3%	Game:	3-15	20.0%	Rebounds
FT % 1st Half:	5-8	62.5%	2nd half:	9-13	69.2%	Game:	14-21	66.7%	2,2

Cincinnati 79 • 5-0

#	Player		Total		3-Ptr		Rebounds			PF	Tp	A TO Blk Stl				Min
			FG-FA	FT-FTA	FG-FA	FT-FTA	Off	Def	Tot			A	TO	Blk	Stl	
02	RUBLES, Titus	f	3-6	0-0	1-1	1	5	6	0	7	0	3	2	2	21	
03	THOMAS, Shaquille	f	3-7	0-2	1-2	1	3	4	1	7	5	0	0	2	24	
05	JACKSON, Justin	f	5-13	0-0	3-5	8	4	12	2	13	1	2	3	2	24	
14	GUYN, Ge'Lawn	g	3-7	1-5	3-4	0	3	3	1	10	0	1	0	0	18	
23	KILPATRICK, Sean	g	7-13	2-5	2-5	1	5	6	2	18	2	0	0	1	23	
00	DAVIS III, Jeremiah	g	0-0	0-0	2-2	0	0	0	1	2	1	0	0	1	7	
10	CAUPAIN, Troy		1-4	0-1	5-7	2	1	3	1	7	1	2	0	2	20	
11	LAWRENCE, Jermaine		1-5	0-0	0-0	0	1	1	5	2	0	3	0	2	13	
15	SANDERS, Jermaine		1-5	0-3	0-0	2	1	3	2	2	1	1	0	0	18	
25	JOHNSON, Kevin		3-7	0-3	1-2	0	1	1	2	7	1	0	0	0	15	
33	NYARSUK, David		2-2	0-0	0-0	1	1	2	3	4	0	0	0	0	16	
45	TOBLER, Zack		0-0	0-0	0-0	0	0	0	0	0	0	0	0	0	1	
	Team					0	2	2								
Totals			29-69	3-19	18-28	16	27	43	20	79	12	12	5	13	200	

FG % 1st Half:	16-38	42.1%	2nd half:	13-31	41.9%	Game:	29-69	42.0%	Deadball
3FG % 1st Half:	3-10	30.0%	2nd half:	0-9	0.0%	Game:	3-19	15.8%	Rebounds
FT % 1st Half:	12-18	66.7%	2nd half:	6-10	60.0%	Game:	18-28	64.3%	8

Officials: Tom O'Neill, Bert Smith, Chris Beaver
Technical fouls: UMass Lowell-None. Cincinnati-None.
Attendance: 5477

Score by periods	1st	2nd	Total
UMass Lowell	27	22	49
Cincinnati	47	32	79

Last FG - UMLM 2nd-01:12, CIN 2nd-00:38.
Largest lead - UMLM by 5 1st-17:03, CIN by 33 2nd-02:28.

Score tied - 4 times.
Lead changed - 1 time.

GAME 6 • NOV. 29, 2013
KENNESAW STATE (67) AT CINCINNATI (95)
FIFTH THIRD ARENA (CINCINNATI, OHIO)



Official Basketball Box Score -- Game Totals -- Final Statistics
Kennesaw St. vs Cincinnati
11/29/13 4 p.m. ET at Fifth Third Arena (Cincinnati, Ohio)



Kennesaw St. 67 • 3-6

#	Player		Total		3-Ptr		Rebounds			PF	TP	A TO Blk Stl				Min
			FG-FGA	FT-FTA	FG-FGA	FT-FTA	Off	Def	Tot			A	TO	Blk	Stl	
01	PRUITT, Nigel	f	3-7	1-2	1-1	0	0	0	0	8	0	1	0	1	19	
05	MORENA, Bernard	f	2-7	1-2	0-0	1	2	3	4	5	1	5	0	0	24	
24	COLEMAN, Orlando	f	3-4	1-1	5-6	4	3	7	2	12	1	3	0	1	23	
50	KOAUSSI, Willy	c	3-3	0-0	2-3	2	3	5	4	8	1	2	0	0	16	
04	BROWN, Yonel	g	0-4	0-2	0-0	0	1	1	0	0	0	1	0	0	20	
03	LOVE, Delbert		3-11	2-5	0-0	0	1	1	0	8	3	0	0	2	25	
13	MONTGOMERY, Jordan		0-2	0-1	0-1	0	0	0	0	0	0	0	0	0	5	
21	DREES, Kris		2-2	0-0	0-0	0	1	1	2	4	0	2	0	0	14	
23	WOZNIAK, Tanner		2-7	2-6	4-6	0	1	2	0	10	1	0	0	0	13	
32	BYERS, Charlie		3-4	0-0	0-0	0	4	4	2	6	2	2	0	0	16	
45	OSEMHEN, Andrew		2-5	0-0	2-3	1	2	3	2	6	0	3	0	0	25	
	Team					3	1	4								
Totals			23-56	7-19	14-20	12	19	31	16	67	9	20	0	4	200	

FG % 1st Half:	9-25	36.0%	2nd half:	14-31	45.2%	Game:	23-56	41.1%	Deadball
3FG % 1st Half:	4-7	57.1%	2nd half:	3-12	25.0%	Game:	7-19	36.8%	Rebounds
FT % 1st Half:	6-8	75.0%	2nd half:	8-12	66.7%	Game:	14-20	70.0%	3

Cincinnati 95 • 6-0

#	Player	Total		3-Ptr		Rebounds			PF	TP	A				Min
		FG-FGA	FG-FGA	FT-FTA	Off	Def	Tot	To			Bk	Stl			
02	RUBLES, Titus	f	3-7	0-0	8-8	2	3	5	2	14	1	0	0	2	21
03	THOMAS, Shaquille	f	5-7	1-1	0-0	0	2	2	1	11	2	0	0	2	21
05	JACKSON, Justin	f	5-12	0-0	1-2	2	5	7	3	11	1	0	4	0	24
14	GUYN, Ge'Lawn	g	4-7	0-2	0-1	1	1	2	2	8	2	0	0	0	21
23	KILPATRICK, Sean	g	7-16	5-10	1-1	1	2	3	1	20	6	5	0	2	26
00	DAVIS III, Jeremiah		1-1	0-0	0-0	1	1	2	0	2	1	0	0	0	6
10	CAUPAIN, Troy		2-4	0-0	2-2	2	1	3	1	6	2	2	1	2	19
11	LAWRENCE, Jermaine		4-8	0-0	1-2	3	1	4	9	1	2	0	0	0	23
15	SANDERS, Jermaine		2-5	1-3	1-2	3	2	5	0	6	0	0	0	3	13
25	JOHNSON, Kevin		2-4	0-1	0-0	2	1	3	4	4	2	0	0	0	11
33	NYARSUK, David		1-2	0-0	2-2	1	2	3	0	4	2	0	0	0	14
45	TOBLER, Zack		0-1	0-0	0-0	0	0	0	1	0	0	0	0	0	1
	Team					2	3	5							
Totals			36-74	7-17	16-20	20	24	44	19	95	20	9	6	11	200

FG % 1st Half:	20-41	48.8%	2nd half:	16-33	48.5%	Game:	36-74	48.6%	Deadball
3FG % 1st Half:	3-9	33.3%	2nd half:	4-8	50.0%	Game:	7-17	41.2%	Rebounds
FT % 1st Half:	5-7	71.4%	2nd half:	11-13	84.6%	Game:	16-20	80.0%	3

Officials: Mike Roberts, Bret Smith, Matt Potter
Technical fouls: Kennesaw St.-COLEMAN, Orlando. Cincinnati-LAWRENCE, Jermaine.
Attendance: 6627

Score by periods	1st	2nd	Total
Kennesaw St.	28	39	67
Cincinnati	48	47	95

Last FG - KSU 2nd-03:35, CIN 2nd-01:24.
Largest lead - KSU by 2 1st-19:48, CIN by 34 2nd-07:07.

Score tied - 3 times.
Lead changed - 3 times.

GAME 7 • DEC. 3, 2013
USC UPSTATE (50) AT CINCINNATI (86)
FIFTH THIRD ARENA (CINCINNATI, OHIO)



Official Basketball Box Score -- Game Totals -- Final Statistics
USC Upstate vs Cincinnati
12/03/13 7 p.m. at Fifth Third Arena (Cincinnati, Ohio)



USC Upstate 50 • 5-4

#	Player		Total		3-Ptr		Rebounds			PF	TP	A	TO	Blk	Stl	Min
			FG-FGA	FT-FTA	FG-FGA	FT-FTA	Off	Def	Tot							
12	GLENN, Ricardo	f	3-6	0-0	6-6	2	3	5	2	12	2	4	0	0	23	
23	CRAIG, Torrey	f	4-16	0-6	2-5	5	3	8	2	10	2	2	0	0	32	
24	MAXEY, Jodd	f	2-3	0-0	0-2	0	2	2	4	4	1	2	0	1	17	
05	GREENE, Ty	g	0-4	0-3	2-2	1	2	3	1	2	3	2	0	1	34	
31	BLESSING, Mario	g	4-6	2-4	0-0	0	0	0	2	10	2	3	0	0	29	
03	MAWUENYEGA, Karim		1-4	0-1	0-0	0	1	1	1	2	0	1	0	0	9	
32	MILLER, Fred		1-3	1-2	0-0	0	2	2	3	3	1	4	0	0	18	
34	OLUMUYIWA, Babatund		2-2	0-0	0-1	1	3	4	4	4	0	3	0	0	22	
44	BUCHANAN, Michael		1-3	0-0	1-4	1	6	7	5	3	0	1	2	0	16	
	Team					1	2	3								
Totals			18-47	3-16	11-20	11	24	35	24	50	11	22	2	2	200	

FG % 1st Half:	12-24	50.0%	2nd half:	6-23	26.1%	Game:	18-47	38.3%	Deadball
3FG % 1st Half:	1-5	20.0%	2nd half:	2-11	18.2%	Game:	3-16	18.8%	Rebounds
FT % 1st Half:	9-17	52.9%	2nd half:	2-3	66.7%	Game:	11-20	55.0%	4,1

Cincinnati 86 • 7-0

#	Player	Total		3-Ptr	Rebounds			PF	TP	A	TO	Blk	Stl	Min	
		FG-FGA	FG-FGA	FT-FTA	Off	Def	Tot								
02	RUBLES, Titus	f	1-5	0-0	5-6	3	4	7	3	7	0	1	0	1	25
03	THOMAS, Shaquille	f	1-4	0-0	2-2	1	1	2	2	4	0	0	0	3	20
05	JACKSON, Justin	f	2-5	0-0	2-3	1	1	2	2	6	3	2	0	2	20
14	GUYN, Ge'Lawn	g	3-4	3-4	6-8	0	2	2	1	15	1	1	0	0	19
23	KILPATRICK, Sean	g	6-9	6-9	4-4	0	3	3	0	22	7	1	0	0	26
11	CAUPAIN, Troy		3-8	3-5	6-6	0	2	2	0	15	5	1	0	1	21
10	LAWRENCE, Jermaine		1-2	0-0	0-2	1	3	4	3	2	2	1	2	1	22
15	SANDERS, Jermaine		1-5	0-3	0-0	1	2	3	3	2	1	0	0	0	18
25	JOHNSON, Kevin		4-7	1-4	0-0	0	1	1	3	9	1	0	0	1	16
33	NYARSUK, David		1-1	0-0	2-3	0	1	1	4	4	0	0	1	0	9
45	TOBLER, Zack		0-1	0-1	0-0	0	0	0	0	0	0	0	0	0	4
	Team					0	0	0							
	Totals		23-51	13-26	27-34	7	20	27	21	86	19	7	3	9	200

GAME 9 • SKYLINE CHILI CROSSSTOWN CLASSIC • DEC. 14, 2013
CINCINNATI (47) VS. XAVIER (64)
U.S. BANK ARENA (CINCINNATI, OHIO)



Official Basketball Box Score -- Game Totals -- Final Statistics
Cincinnati vs Xavier
12/14/13 8:00 p.m. at Cincinnati, Ohio (US Bank Arena)



Cincinnati 47 • 7-2

#	Player		Total		3-Ptr		Rebounds			PF	TP	A	TO	Blk	Stl	Min		
			FG	FGA	FG	FGA	FT	FTA	Off								Def	Tot
02	RUBLES, Titus	f	0-6	0-0	3-4		1	3	4	2	3	1	0	0	2	24		
03	THOMAS, Shaquille	f	5-8	2-3	1-4		1	0	1	1	13	1	1	1	1	35		
05	JACKSON, Justin	f	0-1	0-0	1-2		2	3	5	3	1	1	3	0	3	28		
14	GUYN, Ge'Lawn	g	0-2	0-1	0-0		0	0	0	1	0	0	1	0	0	10		
23	KILPATRICK, Sean	g	4-9	1-3	8-12		0	1	1	2	17	2	4	0	2	27		
10	CAUPAIN, Troy		2-8	1-3	0-1		1	3	4	5	0	1	0	2	25			
11	LAWRENCE, Jermaine		1-3	0-0	1-2		0	2	2	2	3	1	0	0	0	21		
15	SANDERS, Jermaine		0-1	0-1	0-0		0	0	0	1	0	0	0	0	0	6		
25	JOHNSON, Kevin		2-4	1-3	0-1		0	0	0	0	5	1	0	1	0	22		
33	NYARSUK, David		0-0	0-0	0-0		0	0	0	0	0	0	0	0	0	1		
45	TOBLER, Zack		0-0	0-0	0-0		0	0	0	0	0	0	0	0	0	1		
Team							2	1	3	1								
Totals				14-42		5-14		14-26		7	13	20	17	47	7	10	2	200
FG % 1st Half: 8-25			32.0%	2nd half: 6-17			35.3%	Game: 14-42			33.3%	Deadball			Rebounds			
3FG % 1st Half: 3-8			37.5%	2nd half: 2-6			33.3%	Game: 5-14			35.7%							
FT % 1st Half: 6-12			50.0%	2nd half: 8-14			57.1%	Game: 14-26			53.8%							

Xavier 64 • 8-3

#	Player		Total		3-Ptr		Rebounds			PF	TP	A	TO	Blk	Stl	Min
			FG-FGA	FG-FGA	FT-FTA	Off	Def	Tot								
20	MARTIN, Justin	f	5-9	3-5	4-4	1	4	5	4	17	2	4	0	1	29	29
31	PHILMORE, Isaiah	f	2-3	0-0	2-2	0	2	2	1	6	1	2	0	0	23	23
40	STAINBROOK, Matt	c	2-4	0-0	3-5	1	10	11	3	7	2	3	0	4	30	30
00	CHRISTON, Semaj	g	3-7	2-3	0-0	0	2	2	5	8	2	4	0	0	20	20
11	DAVIS, Dee	g	1-4	1-2	0-0	0	0	0	3	3	4	2	0	0	31	31
00	REYNOLDS, Jalen	g	0-0	0-0	0-0	0	1	1	1	0	0	1	1	0	6	6
02	FARR, James	g	4-4	2-2	0-0	2	4	6	5	10	1	0	0	0	13	13
03	RANDOLPH, Brandon	g	3-6	2-3	0-0	1	3	4	2	8	1	3	0	0	24	24
14	WHELAN, Tim	g	0-0	0-0	0-0	0	0	0	0	0	0	0	0	0	1	1
15	DAVIS, Myles	g	2-2	1-1	0-0	0	1	1	0	5	3	0	0	1	17	17
21	STAINBROOK, Tim	g	0-0	0-0	0-0	0	0	0	0	0	0	0	0	0	1	1
22	AMOS, Landen	g	0-0	0-0	0-0	0	0	0	0	0	0	1	0	0	2	2
32	COKER, Kevin	g	0-0	0-0	0-0	0	0	0	0	0	0	0	0	0	1	1
35	STENGER, Erik	g	0-0	0-0	0-0	0	0	0	0	0	0	0	0	0	2	2
Team			22-39			1	0	1								
Totals			22-39	11-16	9-11	6	27	33	24	64	16	20	2	6	200	
FG % 1st Half: 13-20		65.0%	2nd half: 9-19		47.4%	Game: 22-39		56.4%	Deadball							
3FG % 1st Half: 6-9		66.7%	2nd half: 5-7		71.4%	Game: 11-16		68.8%	Rebounds							
FT % 1st Half: 9-10		90.0%	2nd half: 0-1		0.0%	Game: 9-11		81.8%	0							

Officials: Mike Stuart, Tim Clougherty, Tony Greene
Technical fouls: Cincinnati-None, Xavier-TEAM.
Attendance: 10250

Score by periods	1st	2nd	Total
Cincinnati	25	22	47
Xavier	41	23	64

Last FG - CIN 2nd-02:07, XU 2nd-03:43.
Largest lead - CIN None, XU by 22 2nd-03:43.

Score tied - 0 times.
Lead changed - 0 times.

GAME 10 • JIMMY V CLASSIC • DEC. 17, 2013
PITTSBURGH (43) VS. CINCINNATI (44)
MADISON SQUARE GARDEN (NEW YORK, N.Y.)



Official Basketball Box Score -- Game Totals -- Final Statistics
Pittsburgh vs Cincinnati
12/17/13 7pm at Madison Square Garden, New York, NY



Pittsburgh 43

#	Player		Total		3-Ptr		Rebounds			PF	TP	A	TO	Blk	Stl	Min
			FG-FGA	FG-FGA	FT-FTA	Off	Def	Tot								
02	YOUNG, Michael	f	1-4	0-1	2-4	2	5	7	0	4	2	1	1	1	30	
21	PATTERSON, Lamar	f	2-5	1-2	6-9	1	3	4	0	11	2	1	0	0	35	
42	ZANNA, Talib	c	3-6	0-0	6-10	1	3	4	4	12	0	2	0	1	34	
00	ROBINSON, James	g	1-3	1-2	2-2	0	2	2	0	5	3	1	0	1	33	
03	WRIGHT, Cameron	g	3-9	0-3	0-0	0	1	1	0	6	1	1	0	2	32	
01	ARTIS, Jamel		0-1	0-1	2-2	0	1	1	1	2	0	0	0	0	10	
05	JOHNSON, Durand		1-5	0-4	1-2	0	1	1	1	3	0	0	1	0	14	
11	RANDALL, Derrick		0-1	0-0	0-0	0	1	1	2	0	0	0	0	0	6	
13	NEWKIRK, Josh		0-1	0-0	0-0	0	0	0	1	0	1	1	0	0	6	
Team						4	2	6								
Totals			11-35	2-13	19-29	8	19	27	9	43	9	7	2	5	200	
FG % 1st Half: 6-21			28.6%	2nd half: 5-14		35.7%	Game: 11-35		31.4%	Deadball						
3FG % 1st Half: 1-8			12.5%	2nd half: 1-5		20.0%	Game: 2-13		15.4%	Rebounds						
FT % 1st Half: 7-9			77.8%	2nd half: 12-20		60.0%	Game: 19-29		65.5%	6						

Cincinnati 44

#	Player		Total		3-Ptr		Rebounds			PF	TP	A	TO	Blk	Stl	Min
			FG-FGA	FG-FGA	FT-FTA	Off	Def	Tot								
02	RUBLES, Titus	f	3-9	0-0	0-0	1	1	2	3	6	1	1	1	1	30	
03	THOMAS, Shaquille	f	0-4	0-0	0-0	1	1	2	2	0	0	1	0	0	20	
05	JACKSON, Justin	f	6-8	0-0	0-0	7	2	9	4	12	3	3	2	1	32	
14	GUYN, Ge'Lawn	g	2-6	1-2	0-0	0	0	0	2	5	0	0	0	0	22	
23	KILPATRICK, Sean	g	4-13	1-8	0-0	2	4	6	1	9	0	1	0	0	35	
10	CAUPAIN, Troy		1-1	1-1	1-2	0	2	2	2	4	2	3	0	0	18	
11	LAWRENCE, Jermaine		2-5	0-0	0-0	1	0	1	2	4	1	0	0	0	15	
15	SANDERS, Jermaine		2-7	0-2	0-1	1	5	6	3	4	1	0	0	1	22	
25	JOHNSON, Kevin		0-0	0-0	0-0	0	1	1	1	0	0	0	0	1	3	
33	NYARSUK, David		0-0	0-0	0-0	0	0	0	0	0	0	0	0	0	3	
	Team					3	3	6								
Totals			20-53	3-13	1-3	16	19	35	20	44	8	9	3	4	200	
FG % 1st Half: 10-28			35.7%	2nd half: 10-25			40.0%	Game: 20-53			37.7%	Deadball				
3FG % 1st Half: 0-7			0.0%	2nd half: 3-6			50.0%	Game: 3-13			23.1%	Rebounds				
FT % 1st Half: 0-1			0.0%	2nd half: 1-2			50.0%	Game: 1-3			33.3%	2				

Officials: Bryan Kersey, John Gaffney, Jeff Clark
Technical fouls: Pittsburgh-None, Cincinnati-None.
Attendance:
2013 Jimmy V Classic

Score by periods	1st	2nd	Total
Pittsburgh	20	23	43
Cincinnati	20	24	44

Points	In	Off	2nd	Fast	Bench
PIT	16	4	7	2	5
CIN	30	9	16	2	12

Last FG - PIT 2nd-01:07, CIN 2nd-00:04.
Largest lead - PIT 7 5 2nd-14:50, CIN by 5 1st-04:47.

Score tied - 7 times.
Lead changed - 10 times.

GAME 11 • DEC. 21, 2013
MIDDLE TENNESSEE (48) AT CINCINNATI (69)
FIFTH THIRD ARENA (CINCINNATI, OHIO)



Official Basketball Box Score -- Game Totals -- Final Statistics
Middle Tennessee vs Cincinnati
12/21/13 2 p.m. ET at Fifth Third Arena (Cincinnati, Ohio)



Middle Tennessee 48 • 8-4

#	Player		Total		3-Ptr		Rebounds			PF	TP	A	TO	Blk	Stl	Min
			FG	FGA	FT	FTA	Off	Def	Total							
01	HUNTER, Neiko	f	2-7	0-1	3-4	2	1	3	5	7	0	2	0	3	21	
12	JONES, Shawn	f	2-7	0-0	0-2	3	2	5	4	4	0	1	1	0	23	
05	KNIGHT, Tweety	g	1-7	0-1	5-9	2	8	10	1	7	5	6	0	2	34	
10	RAYMOND, Jaqawn	g	2-5	1-3	2-2	0	0	0	4	7	2	1	0	1	22	
23	TARRANCE, Marcus	g	0-3	0-3	0-0	0	1	1	0	0	1	1	0	0	16	
00	GIBSON, Zane		0-0	0-0	2-2	0	0	0	0	2	0	0	0	1	2	
03	PHILLIPS, Joshua		0-0	0-0	0-0	0	1	1	1	0	0	0	0	0	9	
11	CHILTON, Tharone		0-0	0-0	0-0	0	0	0	0	0	0	1	0	0	2	
21	WALKER, Torin		0-0	0-0	0-0	0	0	0	0	0	0	0	0	0	4	
34	HAMMONDS, Kerry		5-10	5-8	2-2	0	2	2	0	17	1	3	1	0	32	
20	UPSHAW, Reggie		0-4	0-0	2-4	1	1	2	1	2	1	1	0	0	25	
42	ROZIER, Jacquez		0-2	0-0	2-2	0	0	0	4	2	0	1	0	0	10	
Team						4	2	6				1			7	
Totals				12-45	6-16	18-27	12	18	30	20	48	10	18	2	7	100
FG % 1st Half: 5-21 23.8%			2nd half: 7-24 29.2%		Game: 12-45 26.7%		Deadball Rebound: 4,3									
3FG % 1st Half: 4-11 36.4%			2nd half: 2-5 40.0%		Game: 6-16 37.5%											
FT % 1st Half: 7-15 46.7%			2nd half: 11-12 91.7%		Game: 18-28 66.7%											

GAME 13 • DEC. 28, 2013
NEBRASKA (59) AT CINCINNATI (74)
FIFTH THIRD ARENA (CINCINNATI, OHIO)



Official Basketball Box Score -- Game Totals -- Final Statistics
Nebraska vs Cincinnati
12/28/13 Noon ET at Fifth Third Arena (Cincinnati, Ohio)



Nebraska 59 • 8-4

##	Player	Total		3-Ptr	Rebounds			PF	TP	A TO Blk Stl				Min
		FG-FGA	FG-FGA	FT-FTA	Off	Def	Tot			A	TO	Blk	Stl	
35	Pitchford, Walter	f	1-5	0-2	0-0	2	1	3	2	2	0	0	0	21
00	Webster, Tai	g	3-9	1-2	0-0	2	0	2	1	7	2	4	0	36
05	Petteway, Terran	g	6-14	4-5	6-6	1	4	5	2	22	1	2	1	30
15	Gallegos, Ray	g	6-13	4-9	2-2	0	3	3	5	18	3	0	1	38
31	Shields, Shavon	g	1-11	0-2	0-1	3	5	8	4	2	3	2	0	33
03	Parker, Benny		0-0	0-0	0-0	0	0	0	4	0	1	1	0	18
04	Hawkins, Nathan		0-0	0-0	0-0	0	0	0	1	0	1	1	0	4
21	Smith, Leslee		3-4	0-0	2-2	1	3	4	8	1	1	2	0	20
Team					3	2	5							
Totals			20-56	9-20	10-11	12	18	30	23	59	12	11	4	200

FG % 1st Half: 10-31 32.3% 2nd half: 10-25 40.0% Game: 20-56 35.7% Deadball Rebounds 0,3
3FG % 1st Half: 3-11 27.3% 2nd half: 6-9 66.7% Game: 9-20 45.0%
FT % 1st Half: 4-4 100.0 2nd half: 6-7 85.7% Game: 10-11 90.9%

Cincinnati 74 • 11-2

##	Player	Total		3-Ptr	Rebounds			PF	TP	A TO Blk Stl				Min
		FG-FGA	FG-FGA	FT-FTA	Off	Def	Tot			A	TO	Blk	Stl	
02	RUBLES, Titus	f	2-4	0-0	0-0	2	5	7	4	4	1	1	1	30
03	THOMAS, Shaquille	f	1-4	0-0	1-2	0	2	2	1	3	0	0	0	17
05	JACKSON, Justin	f	6-14	0-0	3-5	5	5	10	3	15	2	1	4	21
14	GUYN, Ge'Lawn	g	0-0	0-0	0-0	0	0	0	2	0	0	2	0	8
23	KILPATRICK, Sean	g	2-13	0-5	17-18	0	3	3	0	21	2	1	0	34
10	CAUPAIN, Troy		2-4	0-1	1-2	0	4	4	3	5	3	0	0	24
11	LAWRENCE, Jermaine		3-5	0-0	0-0	3	0	3	1	6	0	1	1	14
15	SANDERS, Jermaine		3-5	2-3	1-1	0	2	2	2	9	1	0	0	26
25	JOHNSON, Kevin		4-6	1-2	2-2	2	2	4	0	11	1	1	0	16
Team					3	2	5							
Totals			23-55	3-11	25-30	15	25	40	16	74	10	7	6	200

FG % 1st Half: 13-30 43.3% 2nd half: 10-25 40.0% Game: 23-55 41.8% Deadball Rebounds 1
3FG % 1st Half: 2-8 25.0% 2nd half: 1-3 33.3% Game: 3-11 27.3%
FT % 1st Half: 7-9 77.8% 2nd half: 18-21 85.7% Game: 25-30 83.3%

Officials: Jim Burr, John Higgins, Antonio Petty
Technical fouls: Nebraska-None. Cincinnati-None.
Attendance: 8257

Score by periods	1st	2nd	Total
Nebraska	27	32	59
Cincinnati	35	39	74

Last FG - NEB 2nd-01:06, CIN 2nd-04:48.
Largest lead - NEB by 2 1st-10:30, CIN by 17 2nd-04:48.

Score tied - 3 times.
Lead changed - 10 times.

GAME 14 • JAN. 1, 2014
SMU (57) AT CINCINNATI (65)
FIFTH THIRD ARENA (CINCINNATI, OHIO)



Official Basketball Box Score -- Game Totals -- Final Statistics
SMU vs Cincinnati
1/1/14 6 p.m. ET at Fifth Third Arena (Cincinnati, Ohio)



SMU 57 • 10-3, 0-1

##	Player	Total		3-Ptr	Rebounds			PF	TP	A TO Blk Stl				Min
		FG-FGA	FG-FGA	FT-FTA	Off	Def	Tot			A	TO	Blk	Stl	
02	WILLIAMS, Shawn	f	2-3	0-0	0-0	2	3	5	2	4	1	1	0	13
35	MOREIRA, Yanick	c	1-4	0-0	0-0	1	1	2	3	2	0	2	0	10
03	BROWN, Sterling	g	2-4	0-0	0-0	1	2	3	1	4	1	2	0	18
11	MOORE, Nic	g	4-10	0-2	1-1	0	0	0	4	9	5	4	0	35
12	RUSSELL, Nick	g	2-8	1-1	0-0	0	0	0	4	5	3	3	1	32
01	MANUEL, Ryan		0-1	0-0	0-0	0	1	1	1	0	1	1	0	14
04	FRAZIER, Keith		3-6	2-4	0-0	0	1	1	2	8	0	1	0	21
05	KENNEDY, Markus		4-9	0-0	4-4	2	7	9	4	12	1	0	3	27
15	KUNNINGHAM, Canner		2-2	0-0	0-0	0	2	2	2	4	0	0	1	9
34	MOORE, Ben		3-4	0-0	3-4	2	3	5	2	9	0	3	0	21
Team					2	2	4							
Totals			23-51	3-7	8-9	10	22	32	25	57	12	17	5	200

FG % 1st Half: 12-27 44.4% 2nd half: 11-24 45.8% Game: 23-51 45.1% Deadball Rebounds 2,2
3FG % 1st Half: 1-2 50.0% 2nd half: 2-5 40.0% Game: 3-7 42.9%
FT % 1st Half: 5-5 100.0 2nd half: 3-4 75.0% Game: 8-9 88.9%

Cincinnati 65 • 12-2, 1-0

##	Player	Total		3-Ptr	Rebounds			PF	TP	A TO Blk Stl				Min
		FG-FGA	FG-FGA	FT-FTA	Off	Def	Tot			A	TO	Blk	Stl	
02	RUBLES, Titus	f	2-6	0-0	2-3	1	2	3	5	6	0	1	1	15
03	THOMAS, Shaquille	f	2-4	0-0	6-8	0	1	1	1	10	0	1	0	27
05	JACKSON, Justin	f	5-9	0-0	7-10	4	2	6	3	17	3	0	5	34
14	GUYN, Ge'Lawn	g	1-5	0-2	0-0	1	1	2	1	2	0	1	0	14
23	KILPATRICK, Sean	g	3-12	1-7	6-6	2	4	6	0	13	3	4	0	39
10	CAUPAIN, Troy		2-5	1-2	2-2	0	1	1	1	7	2	0	0	24
11	LAWRENCE, Jermaine		0-3	0-0	0-2	2	1	3	2	0	0	1	1	15
15	SANDERS, Jermaine		4-6	2-3	0-0	1	2	3	1	10	0	0	0	27
25	JOHNSON, Kevin		0-2	0-2	0-0	0	0	0	1	0	0	0	0	3
33	NYARSUK, David		0-0	0-0	0-0	0	0	0	1	0	0	0	0	2
Team					2	3	5							
Totals			19-52	4-16	23-31	13	17	30	16	65	8	8	7	200

FG % 1st Half: 8-26 30.8% 2nd half: 11-26 42.3% Game: 19-52 36.5% Deadball Rebounds 4
3FG % 1st Half: 4-11 36.4% 2nd half: 0-5 0.0% Game: 4-16 25.0%
FT % 1st Half: 12-13 92.3% 2nd half: 11-18 61.1% Game: 23-31 74.2%

Officials: Mike Stuart, Ray Natili, Doug Simmons
Technical fouls: SMU-None. Cincinnati-None.
Attendance: 7239

Score by periods	1st	2nd	Total
SMU	30	27	57
Cincinnati	32	33	65

Last FG - SMU 2nd-00:18, CIN 2nd-01:34.
Largest lead - SMU by 8 1st-07:16, CIN by 11 2nd-00:21.

Score tied - 1 time.
Lead changed - 3 times.

GAME 15 • JAN. 4, 2014
CINCINNATI (69) AT NO. 18/18 MEMPHIS (53)
FEDEX FORUM (MEMPHIS, TENN.)



Official Basketball Box Score -- Game Totals -- Final Statistics
Cincinnati vs Memphis
1/4/14 11 a.m. at Memphis, Tenn. (FedExForum)



Cincinnati 69 • 13-2, 2-0

##	Player	Total		3-Ptr	Rebounds			PF	TP	A TO Blk Stl				Min
		FG-FGA	FG-FGA	FT-FTA	Off	Def	Tot			A	TO	Blk	Stl	
02	RUBLES, Titus	f	1-6	0-0	0-1	2	5	7	4	2	4	0	1	26
03	THOMAS, Shaquille	f	4-9	1-1	1-3	3	1	4	2	10	0	0	1	30
05	JACKSON, Justin	f	6-10	0-0	1-2	2	6	8	3	13	2	3	7	31
14	GUYN, Ge'Lawn	g	1-3	1-2	0-0	0	2	2	0	3	0	2	0	15
23	KILPATRICK, Sean	g	5-11	1-3	7-9	1	1	2	0	18	1	4	0	32
10	CAUPAIN, Troy		3-6	1-2	0-0	0	3	3	1	7	5	1	0	19
11	LAWRENCE, Jermaine		2-6	0-0	2-2	1	0	1	0	6	0	0	0	11
15	SANDERS, Jermaine		1-3	1-2	0-0	0	4	4	2	3	2	0	1	20
25	JOHNSON, Kevin		2-3	1-1	2-2	1	2	3	3	7	1	2	0	16
Team					1	3	4							
Totals			25-57	6-11	13-19	11	27	38	15	69	15	12	10	200

FG % 1st Half: 11-33 33.3% 2nd half: 14-24 58.3% Game: 25-57 43.9% Deadball Rebounds 2
3FG % 1st Half: 2-6 33.3% 2nd half: 4-5 80.0% Game: 6-11 54.5%
FT % 1st Half: 3-5 60.0% 2nd half: 10-14 71.4% Game: 13-19 68.4%

Memphis 53 • 10-3, 1-1

##	Player	Total		3-Ptr	Rebounds			PF	TP	A TO Blk Stl				Min
		FG-FGA	FG-FGA	FT-FTA	Off	Def	Tot			A	TO	Blk	Stl	
02	GOODWIN, Shaq	f	2-5	0-0	2-3	4	2	6	3	6	1	3	0	35
04	NICHOLS, Austin	f	1-4	0-0	0-0	0	1	1	0	2	0	0	2	11
01	JACKSON, Joe	g	6-13	0-1	1-2	0	5	5	1	13	2	5	0	33
03	CRAWFORD, Chris	g	2-11	1-5	0-0	1	5	6	1	5	4	2	0	38
55	JOHNSON, Geron	g	2-13	0-5	3-4	3	2	5	5	7	2	1	1	28
00	WILSON, Damien		0-0	0-0	0-0	0	0	0	1	0	0	0	0	0
05	KING, Nick		0-0	0-0	0-0	0	1	1	0	0	0	1	0	3
11	DIXON JR., Michael		4-12	1-6	3-6	2	2	4	4	12	1	3	0	29
12	PELLOM, David		4-5	0-0	0-0	3	4	7	4	8	1	1	1	23
Team					4	2	6							
Totals			21-63	2-17	9-15	17	24	41	19	53	11	16	4	200

FG % 1st Half: 12-26 46.2% 2nd half: 9-37 24.3% Game: 21-63 33.3% Deadball Rebounds 4,1
3FG % 1st Half: 1-7 14.3% 2nd half: 1-10 10.0% Game: 2-17 11.8%
FT % 1st Half: 1-1 100.0 2nd half: 8-14 57.1% Game: 9-15 60.0%

Officials: Ted Valentine, Steve Olson, Brent Hampton
Technical fouls: Cincinnati-JACKSON, Justin. Memphis-WILSON, Damien.
Attendance: 17191

Score by periods	1st	2nd	Total
Cincinnati	27	42	69
Memphis	26	27	53

Last FG - CIN 2nd-02:23, MEM 2nd-00:19.
Largest lead - CIN by 18 2nd-01:12, MEM by 7 1st-06:17.

Score tied - 5 times.
Lead changed - 5 times.

GAME 16 • JAN. 7, 2014
CINCINNATI (61) AT HOUSTON (60)
HOFHEINZ PAVILION (HOUSTON, TEXAS)



Official Basketball Box Score -- Game Totals -- Final Statistics
Cincinnati vs Houston
1/7/14 8:05 p.m. at Hofheinz Pavilion (Houston, Texas)

GAME 17 • JAN. 11, 2014
RUTGERS (51) AT CINCINNATI (71)
FIFTH THIRD ARENA (CINCINNATI, OHIO)



Official Basketball Box Score -- Game Totals -- Final Statistics
Rutgers vs Cincinnati
1/11/14 6 p.m. ET at Fifth Third Arena (Cincinnati, Ohio)



Rutgers 51 • 7-9, 1-2

#	Player	Total		3-Ptr		Rebounds			PF	TP	A TO Blk Stl				Min
		FG-FGA	FG-FGA	FT-FTA	Off Def Tot	PF	TP	A TO Blk Stl							
10	ETOU, Junior	f	2-6	0-1	0-1	1 2 3	5	4	1	1	1	1	0	20	
11	JACK, Kadeem	f	3-10	0-0	4-12	4 5 9	3	10	1	4	0	0	0	35	
33	JUDGE, Wally	f	1-6	0-0	2-2	1 2 3	5	4	0	3	0	0	0	23	
44	MOORE, J.J.	f	3-8	0-4	0-1	0 4 4	2	6	3	2	0	2	30		
04	MACK, Myles	g	6-14	1-6	4-4	0 1 1	1	17	2	1	1	1	35		
00	KONE, Malik		2-2	0-0	1-1	0 1 1	3	5	0	2	0	1	10		
03	OKORO, Kerwin		0-0	0-0	0-0	0 0 0	0	0	0	0	0	0	1		
15	BROWN, Craig		1-4	1-1	0-0	2 0 2	4	3	2	0	0	2	21		
21	ZURICH, Stephen		0-0	0-0	0-0	0 0 0	0	0	0	0	0	0	1		
35	LEWIS, Greg		0-1	0-0	0-0	1 2 3	5	0	0	0	1	0	11		
55	CAMPBELL, D'Von		1-5	0-3	0-0	1 1 2	0	2	0	0	0	0	13		
Team						1 1 2					1				
Totals			19-56	2-15	11-21	11 19 30	28	51	9	14	3	6	200		

FG % 1st Half: 13-30 43.3% 2nd half: 6-26 23.1% Game: 19-56 33.9% Deadball Rebounds 5,1
3FG % 1st Half: 1-6 16.7% 2nd half: 1-9 11.1% Game: 2-15 13.3%
FT % 1st Half: 5-9 55.6% 2nd half: 6-12 50.0% Game: 11-21 52.4%

Cincinnati 71 • 15-2, 4-0

#	Player	Total		3-Ptr		Rebounds			PF	TP	A TO Blk Stl				Min
		FG-FGA	FG-FGA	FT-FTA	Off Def Tot	PF	TP	A TO Blk Stl							
02	RUBLES, Titus	f	1-2	0-0	2-2	1 9 10	4	4	5	3	1	1	33		
03	THOMAS, Shaquille	f	2-7	1-2	6-6	0 3 3	0	11	0	0	0	2	28		
05	JACKSON, Justin	f	4-5	0-0	3-6	2 5 7	4	11	3	2	3	1	20		
14	GUYN, Ge'Lawn	g	0-1	0-1	0-0	0 1 1	2	0	0	0	0	0	11		
23	KILPATRICK, Sean	g	3-13	1-10	9-10	0 7 7	2	16	2	3	0	1	34		
10	CAUPAIN, Troy		5-6	2-3	2-5	0 2 2	3	14	1	4	0	0	23		
15	SANDERS, Jermaine		2-3	0-0	5-7	0 1 1	2	9	1	1	1	0	26		
25	JOHNSON, Kevin		1-4	0-2	2-2	0 0 0	1	4	0	0	0	0	11		
33	NYARSUK, David		0-1	0-0	2-2	0 1 1	3	2	0	1	2	0	14		
Team						3 0 3									
Totals			18-42	4-18	31-40	6 29 35	21	71	12	14	7	5	200		

FG % 1st Half: 9-21 42.9% 2nd half: 9-21 42.9% Game: 18-42 42.9% Deadball Rebounds 7,2
3FG % 1st Half: 1-8 12.5% 2nd half: 3-10 30.0% Game: 4-18 22.2%
FT % 1st Half: 15-20 75.0% 2nd half: 16-20 80.0% Game: 31-40 77.5%

Officials: Pat Driscoll, Hal Lusk, Alfred Smith
Technical fouls: Rutgers-None. Cincinnati-None.
Attendance: 10872

Score by periods	1st	2nd	Total
Rutgers	32	19	51
Cincinnati	34	37	71

Last FG - RUTGERS 2nd-11:45, CIN 2nd-00:47.
Largest lead - RUTGERS by 3 1st-15:18, CIN by 20 2nd-00:47.
Score tied - 8 times.
Lead changed - 8 times.

GAME 19 • JAN. 18, 2014
NO. 19/23 CINCINNATI (61) AT USF (54)
USF SUN DOME (TAMPA, FLA.)



Official Basketball Box Score -- Game Totals -- Final Statistics
Cincinnati vs USF
1/18/14 5 PM at Tampa, Fla. (Sun Dome)



Cincinnati 61 • 17-2, 6-0

#	Player	Total		3-Ptr		Rebounds			PF	TP	A TO Blk Stl				Min
		FG-FGA	FG-FGA	FT-FTA	Off Def Tot	PF	TP	A TO Blk Stl							
02	RUBLES, Titus	f	2-5	0-0	1-2	1 3 4	1	5	5	5	3	0	32		
03	THOMAS, Shaquille	f	3-4	0-0	4-4	1 2 3	3	10	0	2	0	1	23		
05	JACKSON, Justin	f	3-8	0-0	3-5	3 2 5	2	9	2	2	1	3	26		
14	GUYN, Ge'Lawn	g	3-4	2-3	0-0	0 3 3	3	8	0	0	0	1	22		
23	KILPATRICK, Sean	g	7-17	2-9	2-3	0 2 2	2	18	1	0	0	2	39		
10	CAUPAIN, Troy		1-5	1-3	2-2	0 6 6	1	5	2	2	0	0	18		
15	SANDERS, Jermaine		2-6	2-4	0-0	0 1 1	0	6	2	0	2	0	26		
25	JOHNSON, Kevin		0-0	0-0	0 0 0	0 0 0	0	0	0	0	0	0	5		
33	NYARSUK, David		0-0	0-0	0-0	0 1 1	2	0	0	0	0	0	9		
Team						2 3 5									
Totals			21-49	7-19	12-16	7 23 30	14	61	12	11	6	7	200		

FG % 1st Half: 10-23 43.5% 2nd half: 11-26 42.3% Game: 21-49 42.9% Deadball Rebounds 1
3FG % 1st Half: 3-11 27.3% 2nd half: 4-8 50.0% Game: 7-19 36.8%
FT % 1st Half: 7-9 77.8% 2nd half: 5-7 71.4% Game: 12-16 75.0%

USF 54 • 10-8, 1-4

#	Player	Total		3-Ptr		Rebounds			PF	TP	A TO Blk Stl				Min
		FG-FGA	FG-FGA	FT-FTA	Off Def Tot	PF	TP	A TO Blk Stl							
02	RUDD, Victor	f	5-13	0-4	2-2	2 7 9	2	12	2	2	0	0	32		
03	LEDAY, Zach	f	0-2	0-0	2-2	4 1 5	3	2	0	0	0	0	21		
05	LEGUNU, John	c	4-5	0-0	2-4	1 6 7	1	10	0	1	0	0	27		
00	BROCK, Martino	g	3-6	0-1	2-4	1 1 2	2	8	2	3	0	2	22		
04	ALLEN JR, Corey	g	0-4	0-1	0-0	0 2 2	3	0	3	3	1	2	31		
10	HEATH, Josh		1-5	0-0	0-0	0 0 0	1	2	6	2	0	0	19		
15	MCLENDON, Shemiye		0-1	0-0	0-0	1 2 3	0	0	1	2	0	0	9		
21	HAWKINS, Javontae		6-9	2-3	1-2	0 1 1	3	15	0	0	0	0	23		
23	PERRY, Chris		1-6	0-0	3-4	1 3 4	1	5	0	0	0	0	16		
Team						2 1 3									
Totals			20-51	2-9	12-18	12 24 36	16	54	14	13	1	4	200		

FG % 1st Half: 8-22 36.4% 2nd half: 12-29 41.4% Game: 20-51 39.2% Deadball Rebounds 2
3FG % 1st Half: 1-4 25.0% 2nd half: 1-5 20.0% Game: 2-9 22.2%
FT % 1st Half: 9-14 64.3% 2nd half: 3-4 75.0% Game: 12-18 66.7%

Officials: Duke Edsall, Lee Cassell, Matt Potter
Technical fouls: Cincinnati-None. USF-None.
Attendance: 5322
Delay of game warning on CIN Justin Jackson at 10:24 of 2nd half

Score by periods	1st	2nd	Total
Cincinnati	30	31	61
USF	26	28	54

Last FG - CIN 2nd-02:28, USF 2nd-01:10.
Largest lead - CIN by 10 1st-09:35, USF by 2 1st-02:40.
Score tied - 3 times.
Lead changed - 6 times.

GAME 18 • JAN. 14, 2014
TEMPLE (58) AT NO. 19/23 CINCINNATI (69)
FIFTH THIRD ARENA (CINCINNATI, OHIO)



Official Basketball Box Score -- Game Totals -- Final Statistics
Temple vs Cincinnati
1/14/14 9 p.m. ET at Fifth Third Arena (Cincinnati, Ohio)



Temple 58 • 5-10, 0-5

#	Player	Total		3-Ptr		Rebounds			PF	TP	A TO Blk Stl				Min
		FG-FGA	FG-FGA	FT-FTA	Off Def Tot	PF	TP	A TO Blk Stl							
03	LEE, Anthony	f	5-16	0-0	4-7	3 8 11	3	14	0	2	1	3	33		
23	WATSON, Devontae	f	0-0	0-0	0-0	0 1 1	4	0	0	1	0	1	10		
01	BROWN, Josh	g	1-4	0-0	1-5	2 1 3	1	3	6	5	0	1	40-		
25	DECOSEY, Quenton	g	7-15	0-4	3-4	0 5 5	2	17	1	0	1	2	40-		
32	PEPPER, Dalton	g	8-15	4-7	1-2	0 2 2	2	21	0	4	0	0	40-		
10	WILLIAMS, Mark		1-2	1-1	0-0	0 2 2	3	3	0	1	0	0	19		
13	PENDERGAST, Nick		0-0	0-0	0-0	1 1 1	1	0	0	0	0	0	0+		
15	MCDONNELL, Jimmy		0-0	0-0	0-0	1 2 3	3	0	0	2	0	0	18		
Team						6 1 7									
Totals			22-52	5-12	9-18	12 23 35	19	58	7	15	2	7	200		

FG % 1st Half: 10-25 40.0% 2nd half: 12-27 44.4% Game: 22-52 42.3% Deadball Rebounds 4,1
3FG % 1st Half: 3-5 60.0% 2nd half: 2-7 28.6% Game: 5-12 41.7%
FT % 1st Half: 2-5 40.0% 2nd half: 7-13 53.8% Game: 9-18 50.0%

Cincinnati 69 • 16-2, 5-0

#	Player	Total		3-Ptr		Rebounds			PF	TP	A TO Blk Stl				Min
		FG-FGA	FG-FGA	FT-FTA	Off Def Tot	PF	TP	A TO Blk Stl							
02	RUBLES, Titus	f	3-7	0-0	7-7	5 7 12	4	13	2	4	1	1	34		
03	THOMAS, Shaquille	f	2-3	0-0	0-0	2 2 4	2	4	3	1	0	0	24		
05	JACKSON, Justin	f	6-9	0-0	3-9	5 5 10	5	15	1	3	6	2	32		
14	GUYN, Ge'Lawn	g	1-8	0-4	0-0	1 1 2	1	2	1	0	0	1	20		
23	KILPATRICK, Sean	g	8-19	6-13	1-2	0 3 3	0	23	3	1	0	3	34		
10	CAUPAIN, Troy		0-3	0-2	2-2	0 0 0	3	2	5	0	0	1	17		
15	SANDERS, Jermaine		2-5	1-3	0-1	0 1 1	0	5	1	0	0	0	24		
25	JOHNSON, Kevin		1-2	1-1	2-2	1 0 1	1	5	0	2	0	0	9		
33	NYARSUK, David		0-0	0-0	0-0	0 2 2	1	0	0	0	0	0	6		
Team						1 1 2									
Totals			23-56	8-23	15-23	15 22 37	17	69	16	11	7	8	200		

FG % 1st Half: 10-30 33.3% 2nd half: 13-26 50.0% Game: 23-56 41.1% Deadball Rebounds 2,1
3FG % 1st Half: 3-11 27.3

GAME 21 • JAN. 26, 2014
NO. 15/16 CINCINNATI (80) AT TEMPLE (76)
LIACOURAS CENTER (PHILADELPHIA, PA.)



Official Basketball Box Score -- Game Totals -- Final Statistics
Cincinnati vs Temple
01/26/14 4:00pm at Philadelphia, Pa. (Liacouras Center)



Cincinnati 80 • 19-2, 8-0

#	Player		Total		3-Ptr		Rebounds			PF	TP	A	TO	Blk	Stl	Min
			FG-FA	FG-FA	FT-FTA	Off	Def	Tot								
02	RUBLES, Titus	f	4-7	0-0	1-2	2	4	6	3	9	4	2	1	1		34
03	THOMAS, Shaquille	f	7-9	0-1	1-3	1	3	4	5	15	2	1	1	0		32
05	JACKSON, Justin	f	0-1	0-0	1-2	0	1	1	0	1	0	0	0	0		6
14	GUYN, Ge'Lawn	g	1-4	1-2	0-0	0	2	2	2	3	2	1	1	2		22
23	KILPATRICK, Sean	g	9-19	5-11	6-8	3	5	8	3	29	0	1	1	2		37
10	CAUPAIN, Troy		3-5	0-2	2-2	0	1	1	1	8	9	2	0	1		24
15	SANDERS, Jermaine		1-2	0-1	2-3	0	2	2	4	0	2	1	0	0		16
25	JOHNSON, Kevin		2-2	1-1	2-2	0	1	1	1	7	0	1	0	1		9
33	NYARSUK, David		2-4	0-0	0-0	2	1	3	4	4	0	1	2	0		20
Team						0	3	3								
Totals			29-53	7-18	15-22	8	23	31	23	80	17	11	7	7		200

FG % 1st Half: 13-29 44.8% 2nd half: 16-24 66.7% Game: 29-53 54.7% Deadball
3FG % 1st Half: 5-14 35.7% 2nd half: 2-4 50.0% Game: 7-18 38.9% Rebounds
FT % 1st Half: 5-9 55.6% 2nd half: 10-13 76.9% Game: 15-22 68.2% 3

Temple 76 • 5-13, 0-7

#	Player		Total		3-Ptr		Rebounds					PF	TP	A	TO	Blk	Stl	Min
			FG-FGA	FG-FGA	FT-FTA	Off	Def	Tot										
03	LEE, Anthony	f	3-4	0-0	6-8	3	3	6	5	12	2	1	1	0			32	
23	WATSON, Devontae	f	0-0	0-0	0-0	1	2	3	0	0	0	0	2	0			12	
02	CUMMINGS, Will	g	2-7	2-3	8-9	2	4	6	4	14	5	2	0	0			36	
25	DECOSEY, Quenton	g	3-15	0-7	2-2	2	3	5	1	8	2	0	0	0			39	
32	PEPPER, Dalton	g	10-21	8-14	5-5	0	5	5	1	33	2	3	0	2			38	
01	BROWN, Josh		1-5	0-0	3-3	0	0	0	0	5	1	1	0	1			25	
10	WILLIAMS, Mark		1-2	0-0	0-0	1	1	2	3	2	1	2	0	0			13	
15	MCDONNELL, Jimmy		1-1	0-0	0-0	0	1	1	2	2	0	1	0	0			5	
Team						3	1	4						1				
Totals			21-55	10-24	24-27	12	20	32	16	76	13	11	3	3				200

FG % 1st Half: 7-26 26.9% 2nd half: 14-29 48.3% Game: 21-55 38.2% Deadball
3FG % 1st Half: 2-12 16.7% 2nd half: 8-12 66.7% Game: 10-24 41.7% Rebounds
FT % 1st Half: 10-11 90.9% 2nd half: 14-16 87.5% Game: 24-27 88.9% 2

Officials: Ted Valentine, Ray Natili, Jeffrey Anderson
Technical fouls: Cincinnati-None. Temple-None.
Attendance: 6753

Score by periods	1st	2nd	Total
Cincinnati	36	44	80
Temple	26	50	76

Last FG - CIN 2nd-01:22, TU 2nd-00:36.
Largest lead - CIN by 19 2nd-14:07, TU by 1 1st-19:09.

Score tied - 5 times.
Lead changed - 2 times.

GAME 23 • FEB. 2, 2014
USF (45) AT NO. 13/15 CINCINNATI (50)
FIFTH THIRD ARENA (CINCINNATI, OHIO)



Official Basketball Box Score -- Game Totals -- Final Statistics
USF vs Cincinnati
2/2/14 12 p.m. ET at Fifth Third Arena (Cincinnati, Ohio)



USF 45 • 11-11, 2-7

#	Player		Total			3-Ptr			Rebounds			PF	TP	A	TO	Blk	Stl	Min
			FG	FGA	FT	FG	FGA	FTA	Off	Def	Tot							
02	RUDD, Victor	f	4	11	1	5	2	4	2	4	6	1	11	1	2	0	0	35
03	LEDAY, Zach	f	1	2	0	1	0	0	0	2	2	2	2	0	0	0	0	11
05	EGBUNU, John	c	2	3	0	0	0	0	3	4	7	1	4	0	1	2	0	27
04	ALLEN JR, Corey	g	2	8	0	1	2	2	2	6	8	2	6	2	0	0	1	32
15	MCLENDON, Sherniye	g	1	6	0	2	0	0	1	0	1	4	2	1	3	0	2	21
00	BROCK, Martino		2	5	0	1	1	1	0	2	2	0	5	2	0	0	1	16
10	HEATH, Josh		1	3	0	0	0	0	0	1	1	1	2	2	1	0	0	17
21	HAWKINS, Javontae		0	3	0	1	0	0	1	0	1	0	0	0	1	0	0	11
23	PERRY, Chris		6	8	0	0	1	1	1	6	7	2	13	0	1	1	0	30
Team									1	1	2							
Totals			19	49	1	11	6	8	9	22	31	13	45	8	10	3	4	200

FG % 1st Half: 7-21 33.3% 2nd half: 12-28 42.9% Game: 19-49 38.8% Deadball
3FG % 1st Half: 1-6 16.7% 2nd half: 0-5 0.0% Game: 4-17 23.5% Rebounds
FT % 1st Half: 3-3 100.0 2nd half: 3-5 60.0% Game: 6-8 75.0% 0

Cincinnati 50 • 21-2, 10-0

#	Player		Total			3-Ptr			Rebounds			PF	TP	A	TO	Blk	Stl	Min
			FG	FGA	FT	FG	FGA	FTA	Off	Def	Tot							
02	RUBLES, Titus	f	1	7	0	1	3	3	4	2	6	2	5	1	0	0	2	33
03	THOMAS, Shaquille	f	1	6	0	0	0	0	1	1	2	0	2	0	0	0	1	23
05	JACKSON, Justin	f	6	8	0	0	3	4	0	6	6	2	15	1	2	3	2	36
14	GUYN, Ge'Lawn	g	3	6	2	4	0	0	1	2	3	2	8	0	1	1	1	21
23	KILPATRICK, Sean	g	5	16	2	8	6	6	1	1	2	1	18	2	4	0	1	37
10	CAUPAIN, Troy		0	2	0	1	0	0	0	2	2	0	0	2	0	0	1	17
15	SANDERS, Jermaine		1	5	0	3	0	0	2	5	7	0	2	0	0	0	0	21
25	JOHNSON, Kevin		0	0	0	0	0	0	0	0	0	1	0	0	1	0	0	5
33	NYARSUK, David		0	1	0	0	0	0	1	0	1	1	0	0	0	1	0	7
Team									2	2	4							
Totals			17	51	4	17	12	13	12	21	33	9	50	7	8	5	8	200

FG % 1st Half: 10-30 33.3% 2nd half: 7-21 33.3% Game: 17-51 33.3% Deadball
3FG % 1st Half: 3-9 33.3% 2nd half: 1-8 12.5% Game: 4-17 23.5% Rebounds
FT % 1st Half: 1-2 50.0% 2nd half: 11-11 100.0% Game: 12-13 92.3% 1,2

Officials: John Huggins, Ron Groover, Jeff Clark
Technical fouls: USF-None. Cincinnati-None.
Attendance: 10367

Score by periods	1st	2nd	Total
USF	18	27	45
Cincinnati	24	26	50

Last FG - USF 2nd-02:12, CIN 2nd-01:41.
Largest lead - USF by 3 2nd-07:59, CIN by 9 1st-15:16.

Score tied - 2 times.
Lead changed - 6 times.

GAME 22 • JAN. 30, 2014
NO. 13/15 CINCINNATI (69) AT NO. 12/7 LOUISVILLE (66)
KFC YUM! CENTER (LOUISVILLE, KY.)



Official Basketball Box Score -- Game Totals -- Final Statistics
Cincinnati vs Louisville
1/30/14 7:02PM at KFC Yum! Center, Louisville, KY



Cincinnati 69 • 20-9, 6-0

#	Player		Total			3-Ptr			Rebounds			PF	TP	A	TO	Blk	Stl	Min
			FG	FGA	FT	FG	FGA	FTA	Off	Def	Tot							
02	RUBLES, Titus	f	3	4	0	0	2	2	3	5	8	3	8	2	5	0	1	36
03	THOMAS, Shaquille	f	4	5	0	1	3	4	2	4	6	3	11	1	2	0	0	29
05	JACKSON, Justin	f	5	8	0	0	1	1	4	5	9	2	11	3	5	2	2	37
14	GUYN, Ge'Lawn	g	2	3	2	3	0	0	0	2	2	2	6	1	1	0	1	20
23	KILPATRICK, Sean	g	7	18	3	9	11	11	1	4	5	2	28	2	3	0	0	37
10	CAUPAIN, Troy		0	5	0	1	0	0	1	2	3	0	0	1	2	0	0	22
15	SANDERS, Jermaine		2	4	1	2	0	0	1	1	2	2	5	2	2	0	0	18
25	JOHNSON, Kevin		0	0	0	0	0	0	0	0	0	0	0	0	0	0	0	1
Team									0	2	2							
Totals			23	47	6	16	17	18	11	25	36	14	69	12	20	2	4	200

FG % 1st Half: 11-28 39.3% 2nd half: 12-19 63.2% Game: 23-47 48.9% Deadball
3FG % 1st Half: 3-10 30.0% 2nd half: 3-6 50.0% Game: 6-16 37.5% Rebounds
FT % 1st Half: 3-4 75.0% 2nd half: 14-14 100.0% Game: 17-18 94.4% 0

Louisville 66 • 17-4, 6-2

#	Player		Total			3-Ptr			Rebounds			PF	TP	A	TO	Blk	Stl	Min
			FG	FGA	FT	FG	FGA	FTA	Off	Def	Tot							
11	HANCOCK, Luke	f	5	12	2	8	4	4	0	0	0	1	16	6	4	0	1	37
24	HARRELL, Montrezl	f	9	13	0	1	0	2	3	3	6	3	18	2	3	2	0	39
12	MATHIAS, Mangok	c	0	0	0	0	0	0	1	1	2	0	0	0	0	2	0	11
00	ROZIER, Terry	g	3	7	2	3	2	2	1	1	2	2	10	0	1	0	1	22
02	SMITH, Russ	g	6	15	2	6	2	4	1	2	3	3	16	4	4	1	1	32

GAME 25 • FEB. 8, 2014
NO. 7/7 CINCINNATI (55) AT SMU (76)
MOODY COLISEUM (DALLAS, TEXAS)



Official Basketball Box Score -- Game Totals -- Final Statistics
Cincinnati vs SMU
02/08/14 6:35 p.m. at Dallas, Texas (Moody Coliseum)



Cincinnati 55 • 22-3 (11-1 AAC)

#	Player		Total		3-Ptr	Rebounds					PF	TP	A	TO	Blk	Stl	Min
			FG-FA	FG-FGA		FT-FA	Off	Def	Tot								
02	RUBLES, Titus	f	2-5	0-1	4-4	2	3	5	2	8	1	2	1	5	33		
03	THOMAS, Shaquille	f	2-5	0-2	1-2	0	1	1	1	5	0	2	0	2	24		
05	JACKSON, Justin	f	4-6	0-0	2-3	5	4	9	5	10	0	6	1	1	26		
14	GUYN, Ge'Lawn	g	1-5	0-3	0-0	2	0	2	4	2	0	2	0	2	25		
23	KILPATRICK, Sean	g	5-18	3-12	9-11	4	2	6	3	22	3	1	0	1	38		
10	CAUPAIN, Troy		0-4	0-4	1-2	0	1	1	3	1	2	2	0	0	16		
11	LAWRENCE, Jermaine		0-0	0-0	0-1	0	1	1	3	0	1	2	1	0	13		
15	SANDERS, Jermaine		2-3	0-1	0-0	1	2	3	0	4	1	0	0	0	17		
25	JOHNSON, Kevin		1-2	1-1	0-0	1	0	1	1	3	0	1	0	0	6		
33	NYARSUK, David		0-0	0-0	0-0	0	0	0	0	0	0	0	0	0	2		
	Team					1	1	2			1						
Totals			17-48	4-24	17-23	16	15	31	22	55	8	19	3	11	200		

FG % 1st Half: 8-21 38.1% 2nd half: 9-27 33.3% Game: 17-48 35.4% Deadball Rebounds 3
3FG % 1st Half: 3-12 25.0% 2nd half: 1-12 8.3% Game: 4-24 16.7%
FT % 1st Half: 5-8 62.5% 2nd half: 12-15 80.0% Game: 17-23 73.9%

SMU 76 • 19-5 (8-3 AAC)

#	Player		Total		3-Ptr	Rebounds			PF	TP	A	TO	Blk	Stl	Min
			FG-FGA	FG-FGA		FT-FTA	Off	Def							
02	WILLIAMS, Shawn	f	1-1	0-0	0-0	2	0	2	2	2	1	0	0	0	20
05	KENNEDY, Markus	f	2-4	0-0	0-1	0	3	3	4	4	3	1	2	26	
06	BROWN, Sterling	g	2-5	0-1	2-2	2	3	5	2	6	3	2	0	1	29
11	MOORE, Nic	g	4-8	2-5	4-5	0	0	0	2	14	2	5	0	1	36
12	RUSSELL, Nick	g	4-9	1-3	6-6	1	2	3	4	15	1	2	0	3	30
04	FRAZIER, Keith	g	2-6	1-3	0-0	0	1	1	0	5	0	0	0	0	14
13	HEAD, Crandall	g	2-4	0-2	0-1	0	2	2	2	4	1	1	0	0	11
15	CUNNINGHAM, Cannan	g	4-5	0-0	3-3	2	1	3	1	11	1	1	1	2	13
34	MOORE, Ben	g	4-4	0-0	7-7	1	4	5	3	15	2	0	2	1	21
35	MOREIRA, Yanick	g	0-0	0-0	0-0	0	0	0	0	0	0	0	0	0	0+
Team						0	2	2			2				
Totals			25-46	4-14	22-25	8	18	26	19	76	15	16	4	10	200

FG % 1st Half: 14-25 56.0% 2nd half: 11-21 52.4% Game: 25-46 54.3% Deadball Rebounds 1
3FG % 1st Half: 3-9 33.3% 2nd half: 1-5 20.0% Game: 4-14 28.6%
FT % 1st Half: 7-9 77.8% 2nd half: 15-16 93.8% Game: 22-25 88.0%

Officials: Mike Stuart, John Gaffney, Jose Carrion
Technical fouls: Cincinnati-TEAM. SMU-None.
Attendance: 7278

Score by periods		1st	2nd	Total
Cincinnati		24	31	55
SMU		38	38	76

	In	Off	2nd	Fast	Bench
Points CIN	18	T/O	Chance	Break	
SMU	34	24	9	4	8
		20	10	11	35

Last FG - CIN 2nd-00:01, SMU 2nd-03:01.
Largest lead - CIN by 2 1st-18:29, SMU by 24 2nd-02:44.
Score tied - 2 times.
Lead changed - 1 time.

GAME 27 • FEB. 19, 2014
NO. 7/9 CINCINNATI (77) AT UCF (49)
CFE ARENA (ORLANDO, FLA.)



Official Basketball Box Score -- Game Totals -- Final Statistics
Cincinnati vs UCF
2/19/14 7 p.m. ET at CFE Arena - Orlando, Fla.



Cincinnati 77 • 24-3, 13-1

#	Player		Total		3-Ptr	Rebounds			PF	TP	A TO Blk Stl				Min
			FG-FGA	FG-FGA		FT-FTA	Off	Def			Tot	A	TO	Blk	
02	RUBLES, Titus	f	2-6	0-1	2-2	1	3	4	3	6	3	0	0	1	24
03	THOMAS, Shaquille	f	4-8	0-0	0-0	1	1	2	3	8	1	2	1	0	24
05	JACKSON, Justin	f	5-12	0-0	0-2	3	4	7	2	10	1	2	4	3	26
14	GUYN, Ge'Lawn	g	2-4	1-2	0-0	1	2	3	2	5	1	1	0	0	13
23	KILPATRICK, Sean	g	8-16	6-12	1-2	0	2	2	0	23	1	0	0	1	29
10	CAUPAIN, Troy	g	2-2	1-1	0-0	1	0	1	0	5	6	0	0	1	19
11	LAWRENCE, Jermaine	g	0-4	0-0	1-2	1	4	5	2	1	0	0	2	0	21
15	SANDERS, Jermaine	g	4-5	1-2	0-0	2	3	5	2	9	1	1	0	2	24
25	JOHNSON, Kevin	g	2-4	0-1	1-1	0	2	2	2	5	3	0	1	0	15
33	NYARSUK, David	g	2-3	0-0	1-1	0	0	0	1	5	0	0	0	1	5
Team						3	3	6							
Totals			31-64	9-19	6-10	13	24	37	17	77	17	6	8	9	200

FG % 1st Half: 16-34 47.1% 2nd half: 15-30 50.0% Game: 31-64 48.4% Deadball Rebounds 1
3FG % 1st Half: 5-12 41.7% 2nd half: 4-7 57.1% Game: 9-19 47.4%
FT % 1st Half: 3-4 75.0% 2nd half: 3-6 50.0% Game: 6-10 60.0%

UCF 49 • 10-14, 2-11

#	Player		Total		3-Ptr	Rebounds			PF	TP	A TO Blk Stl				Min
			FG-FGA	FG-FGA		FT-FTA	Off	Def			Tot	A	TO	Blk	
01	SPURLOCK, Tristan	f	2-5	1-3	2-2	1	3	4	1	7	1	3	2	0	24
02	BLAIR, Staphon	f	0-3	0-0	2-2	2	3	5	1	2	0	0	3	0	20
03	SYKES, Isaiah	g	5-15	1-4	2-6	5	5	10	0	13	2	7	1	1	37
11	NEWELL, Calvin	g	3-9	2-7	0-0	0	2	2	2	8	3	2	0	2	26
22	GOODWIN, Brandon	g	0-2	0-1	0-0	0	1	1	0	0	2	1	0	0	14
04	WALKER, Daquan	g	1-4	0-3	0-0	1	1	2	1	2	2	0	0	0	12
05	McCRORY, Eugene	g	0-0	0-0	0-0	0	1	1	2	0	0	1	0	0	4
12	WILLIAMS, Matt	g	1-6	1-5	0-0	1	1	2	0	3	1	0	0	0	20
15	KARELL, Dylan	g	0-0	0-0	0-0	0	0	0	1	0	0	0	0	0	2
24	HANEY, Steven	g	1-2	1-2	0-0	0	0	0	1	3	0	0	0	0	6
32	WILSON, Kasey	g	1-4	1-2	0-1	0	2	2	2	3	0	0	0	0	15
34	McBRIDE, Justin	g	2-4	0-0	4-4	2	3	5	1	8	0	1	0	0	20
Team						5	1	6			1				
Totals			16-54	7-27	10-15	17	23	40	12	49	11	16	6	3	200

FG % 1st Half: 4-23 17.4% 2nd half: 12-31 38.7% Game: 16-54 29.6% Deadball Rebounds 2
3FG % 1st Half: 2-14 14.3% 2nd half: 5-13 38.5% Game: 7-27 25.9%
FT % 1st Half: 8-11 72.7% 2nd half: 2-4 50.0% Game: 10-15 66.7%

Officials: Rick Crawford, Ted Valentine, Roger Ayers
Technical fouls: Cincinnati-None. UCF-None.
Attendance: 5637

Score by periods		1st	2nd	Total
Cincinnati		40	37	77
UCF		18	31	49

Last FG - CIN 2nd-00:51, UCF 2nd-00:42.
Largest lead - CIN by 31 2nd-00:51, UCF by 2 1st-17:40.
Score tied - 2 times.
Lead changed - 2 times.

GAME 26 • FEB. 15, 2014
HOUSTON (62) AT NO. 10/11 CINCINNATI (73)
FIFTH THIRD ARENA (CINCINNATI, OHIO)



Official Basketball Box Score -- Game Totals -- Final Statistics
Houston vs Cincinnati
2/15/14 3 p.m. ET at Fifth Third Arena (Cincinnati, Ohio)



Houston 62 • 12-13, 4-8

#	Player		Total		3-Ptr	Rebounds			PF	TP	A TO Blk Stl				Min
			FG-FGA	FG-FGA	FT-FTA	Off	Def	Tot			A	TO	Blk	Stl	
00	KNOWLES, Danrad	f	5-6	1-1	0-0	1	2	3	3	11	0	3	0	0	23
23	HOUSE, Danuel	f	4-6	1-2	1-1	1	2	3	2	10	1	2	1	0	28
35	THOMAS, TaShawn	f	3-8	0-0	4-5	1	5	6	1	10	2	1	0	1	34
02	MORRIS, Brandon	g	1-1	1-1	0-0	0	0	0	1	3	4	2	0	0	27
05	ROSE, L.J.	g	3-4	0-1	4-4	0	2	2	0	10	5	2	0	0	31
03	SIMMONS, Jaaron		1-1	0-0	0-0	0	0	0	2	2	0	0	0	0	8
04	BARNES, LeRon		1-4	0-0	0-0	0	1	1	2	2	0	0	0	1	3
14	WOMACK, Tione		2-4	0-2	0-0	0	0	0	2	4	2	0	0	0	14
21	STIGGERS, Jherrod		2-9	2-9	0-0	1	0	1	2	6	1	1	0	0	21
55	RICHARDSON, J.J.		2-2	0-0	0-0	0	2	2	1	4	0	2	0	1	11
Team						3	0	3							
Totals			24-45	5-16	9-10	7	14	21	16	62	15	13	1	3	200

FG % 1st Half: 11-24 45.8% 2nd half: 13-21 61.9% Game: 24-45 53.3% Deadball Rebounds 1,2
3FG % 1st Half: 4-10 40.0% 2nd half: 1-6 16.7% Game: 5-16 31.3%
FT % 1st Half: 2-2 100.0 2nd half: 7-8 87.5% Game: 9-10 90.0%

Cincinnati 73 • 23-3, 12-1

#	Player		Total		3-Ptr	Rebounds			PF	TP	A TO Blk Stl				Min
			FG-FTA	FG-FTA	FT-FTA	Off	Def	Tot			A	TO	Blk	Stl	
02	RUBLES, Titus	f	4-5	0-0	0-0	1	3	4	1	8	2	0	0	2	32
03	THOMAS, Shaquille	f	5-10	0-1	1-2	1	1	2	2	11	1	1	0	1	28
05	JACKSON, Justin	f	6-7	0-0	1-1	4	1	5	4	13	3	0	2	2	20
14	GUYN, Ge'Lawn	g	3-7	2-4	0-1	1	2	3	1	8	1	1	0	1	26
23	KILPATRICK, Sean	g	9-18	2-6	8-9	1	3	4	0	28	6	1	0	1	38
10	CAUPAIN, Troy		0-3	0-1	2-2	1	2	3	2	2	0	0	0	1	12
11	LAWRENCE, Jermaine		0-2	0-0	0-0	1	1	2	0	0	0	0	0	0	20
15	SANDERS, Jermaine		1-3	1-3	0-0	2	1	3	1	3	2	1	0	1	19
25	JOHNSON, Kevin		0-0	0-0	0-0	0	0	0	1	0	0	0	0	0	5
	Team					1	0	1							
Totals			28-55	5-15	12-15	13	14	27	12	73	15	4	2	9	200

GAME 29 • MARCH 1, 2014
NO. 11/12 CINCINNATI (45) AT UCONN (51)
XL CENTER (HARTFORD, CONN.)



Official Basketball Box Score -- Game Totals -- Final Statistics
Cincinnati vs UConn
3/1/14 12:00 p.m. at XL Center Hartford, Conn.



Cincinnati 45 • (24-5, 13-3)

#	Player		Total		3-Ptr	Rebounds			PF	TP	A	TO	Blk	Stl	Min
			FG-FA	FG-FGA	FT-FTA	Off	Def	Tot							
02	RUBLES, Titus	f	2-6	0-0	2-2	6	7	13	5	6	1	3	0	3	38
03	THOMAS, Shaquille	f	3-7	0-1	2-6	1	4	5	0	8	0	1	0	1	25
05	JACKSON, Justin	f	0-3	0-0	3-6	2	3	5	4	3	2	3	1	1	24
14	GUYN, Ge'Lawn	g	2-5	2-4	0-0	1	1	2	2	6	1	1	0	2	27
23	KILPATRICK, Sean	g	4-16	2-8	6-7	1	4	5	3	16	3	7	0	0	39
10	CAUPAIN, Troy		1-3	1-3	0-0	0	1	1	0	3	0	3	0	0	13
11	LAWRENCE, Jermaine		0-2	0-0	0-0	0	5	5	4	0	0	2	0	0	12
15	SANDERS, Jermaine		1-6	1-4	0-0	0	2	2	1	3	0	0	1	0	20
25	JOHNSON, Kevin		0-0	0-0	0-0	0	0	0	1	0	0	0	0	0	2
Team						3	3	6							
Totals			13-48	6-20	13-21	14	30	44	20	45	7	20	2	7	200

FG % 1st Half: 7-24 29.2% 2nd half: 6-24 25.0% Game: 13-48 27.1% Deadball
3FG % 1st Half: 5-10 50.0% 2nd half: 1-10 10.0% Game: 6-20 30.0% Rebounds
FT % 1st Half: 6-7 85.7% 2nd half: 7-14 50.0% Game: 13-21 61.9%

UConn 51 • (23-6, 11-5)

#	Player		Total		3-Ptr	Rebounds			PF	TP	A	TO	Blk	Stl	Min
			FG-FGA	FG-FGA	FT-FTA	Off	Def	Tot							
02	DANIELS, DeAndre	f	2-5	0-0	0-0	1	3	4	2	4	1	3	1	1	15
20	KROMAH, Lasan	f	3-6	0-0	3-4	0	3	3	3	9	1	2	0	2	29
35	BRIMAH, Amida	c	1-3	0-0	1-2	0	1	1	4	3	0	0	3	0	17
11	BOATRIGHT, Ryan	g	3-12	1-4	0-0	1	3	4	1	7	3	1	0	4	33
13	NAPIER, Shabazz	g	4-13	1-5	9-10	2	9	11	2	18	2	2	0	2	37
00	NOLAN, Phillip		0-1	0-0	4-4	1	1	2	2	4	0	1	0	0	18
03	SAMUEL, Terrence		1-2	0-0	1-2	0	0	0	1	3	1	0	0	1	16
05	GIFFEY, Niels		1-3	1-3	0-3	1	2	3	3	3	1	0	1	0	28
10	OLANDER, Tyler		0-0	0-0	0-0	0	0	0	1	0	0	0	0	0	2
12	FACEY, Kentan		0-0	0-0	0-0	0	0	0	0	0	0	0	0	0	1
21	CALHOUN, Omar		0-3	0-2	0-0	0	0	0	0	0	0	0	0	0	4
Team						0	2	2			1				
Totals			15-48	3-14	18-25	6	24	30	19	51	9	10	5	10	200

FG % 1st Half: 8-26 30.8% 2nd half: 7-22 31.8% Game: 15-48 31.3% Deadball
3FG % 1st Half: 2-7 28.6% 2nd half: 1-7 14.3% Game: 3-14 21.4% Rebounds
FT % 1st Half: 8-10 80.0% 2nd half: 10-15 66.7% Game: 18-25 72.0%

Officials: Ted Valentine, Wally Rutecki, Brent Hampton
Technical fouls: Cincinnati-None. UConn-None.
Attendance: 16294

Score by periods	1st	2nd	Total
Cincinnati	25	20	45
UConn	26	25	51

	In	Off	2nd	Fast	
Points	Paint	T/O	Chance	Break	Bench
CIN	14	4	8	5	6
UCONN	16	20	2	8	10

Last FG - CIN 2nd-00:22, UCONN 2nd-07:39.
Largest lead - CIN by 6 1st-07:52, UCONN by 10 2nd-08:40.

Score tied - 3 times.
Lead changed - 8 times.

GAME 30 • MARCH 6, 2014
NO. 20/20 MEMPHIS AT NO. 15/15 CINCINNATI
FIFTH THIRD ARENA (CINCINNATI, OHIO)

GAME 32 • MARCH 13, 2014 • AMERICAN CHAMP. QRTS.
CINCINNATI VS. TBA
FEDEX FORUM (MEMPHIS, TENN.)



2013-14 Cincinnati Basketball
Cincinnati Combined Team Statistics (as of Mar 01, 2014)
All games



RECORD:	OVERALL	HOME	AWAY	NEUTRAL
ALL GAMES	24-5	17-1	6-3	1-1
CONFERENCE	13-3	7-1	6-2	0-0
NON-CONFERENCE	11-2	10-0	0-1	1-1

#	Player	gp-gs	min	avg	Total		3-Point		F-Throw		Rebounds				pf dq		a	to	blk	stl	pts	avg
					fg-fga	fg%	3fg-fga	3fg%	ft-fa	ft%	off	def	tot	avg	pf	dq						
23	KILPATRICK, Sean	29-29	965	33.3	178-431	.413	80-233	.343	154-181	.851	33	98	131	4.5	39	0	74	60	1	38	590	20.3
05	JACKSON, Justin	29-29	773	26.7	132-236	.559	0-0	.000	54-106	.509	92	108	200	6.9	87	2	48	58	86	49	318	11.0
02	RUBLES, Titus	29-29	827	28.5	68-170	.400	0-3	.000	67-90	.744	71	121	192	6.6	89	4	60	44	22	42	203	7.0
03	THOMAS, Shaquille	29-29	675	23.3	74-166	.446	5-19	.263	47-70	.671	31	51	82	2.8	47	1	30	32	7	27	200	6.9
15	SANDERS, Jermaine	29-0	625	21.6	58-139	.417	29-78	.372	23-33	.697	41	57	98	3.4	36	0	29	15	9	14	168	5.8
10	CAUPAIN, Troy	29-0	554	19.1	48-126	.381	18-52	.346	48-63	.762	12	56	68	2.3	42	0	67	38	1	27	162	5.6
14	GUYN, Ge'Lawn	29-29	551	19.0	51-149	.342	28-87	.322	11-20	.550	15	47	62	2.1	55	0	25	32	5	19	141	4.9
25	JOHNSON, Kevin	28-0	291	10.4	33-88	.375	9-38	.237	22-26	.846	14	16	30	1.1	40	0	17	15	2	9	97	3.5
11	LAWRENCE, Jermaine	21-0	347	16.5	27-80	.338	0-0	.000	14-29	.483	28	40	68	3.2	47	2	13	21	16	7	68	3.2
33	NYARSUK, David	21-0	146	7.0	12-21	.571	0-0	.000	7-8	.875	14	15	29	1.4	24	0	2	8	12	2	31	1.5
99	DAVIS III, Jeremiah	6-0	30	5.0	2-4	.500	0-1	.000	2-2	1.000	2	2	4	0.7	4	0	2	1	0	1	6	1.0
45	TOBLER, Zack	8-0	13	1.6	0-4	.000	0-2	.000	0-0	.000	1	1	2	0.3	1	0	0	0	0	0	0	0.0
00	COX, Derek	2-0	2	1.0	0-1	.000	0-0	.000	0-0	.000	0	1	1	0.5	0	0	0	0	0	0	0	0.0
Team											44	50	94		1		5					
Total.....		29	5799		683-1615	.423	169-513	.329	449-628	.715	398	663	1061	36.6	512	9	367	329	161	235	1984	68.4
Opponents.....		29	5800		580-1485	.391	149-472	.316	350-523	.669	315	602	917	31.6	553	-	313	422	99	157	1659	57.2

TEAM STATISTICS	CIN	OPP
SCORING	1984	1659
Points per game	68.4	57.2
Scoring margin	+11.2	-
FIELD GOALS-ATT	683-1615	580-1485
Field goal pct	.423	.391
3 POINT FG-ATT	169-513	149-472
3-point FG pct	.329	.316
3-pt FG made per game	5.8	5.1
FREE THROWS-ATT	449-628	350-523
Free throw pct	.715	.669
F-Throws made per game	15.5	12.1
REBOUNDS	1061	917
Rebounds per game	36.6	31.6
Rebounding margin	+5.0	-
ASSISTS	367	313
Assists per game	12.7	10.8
TURNOVERS	329	422
Turnovers per game	11.3	14.6
Turnover margin	+3.2	-
Assist/turnover ratio	1.1	0.7
STEALS	235	157
Steals per game	8.1	5.4
BLOCKS	161	99
Blocks per game	5.6	3.4
ATTENDANCE	149595	118646
Home games-Avg/Game	18-8311	9-11148
Neutral site-Avg/Game	-	2-9156

Score by Periods	1st	2nd	Totals
Cincinnati	935	1049	1984
Opponents	782	877	1659

Date	Opponent		Score	Att.
11/08/13	NORTH CAROLINA CENTR	w	74-61	6532
11/12/13	NC STATE	w	68-57	7028
11/16/13	APPALACHIAN ST.	w	77-49	6194
11/20/13	CAMPBELL	w	81-62	6011
11/26/13	UMASS LOWELL	w	79-49	5477
11/29/13	KENNESAW ST.	w	95-67	6627
12/03/13	USC UPSTATE	w	86-50	5113
12/07/13	at New Mexico	L	54-63	15411
12/14/13	vs Xavier	L	47-64	10250
12/17/13	vs Pittsburgh	w	44-43	8062
12/21/13	MIDDLE TENNESSEE	w	69-48	5424
12/23/13	CHICAGO STATE	w	102-62	5564
12/28/13	NEBRASKA	w	74-59	8257
* 1/1/14	SMU	w	65-57	7239
* 1/4/14	at Memphis	w	69-53	17191
* 1/7/14	at Houston	w	61-60	3804
* 1/11/14	RUTGERS	w	71-51	10872
* 1/14/14	TEMPLE	w	69-58	9864
* 1/18/14	at USF	w	61-54	5322
* 1/23/14	UCF	w	69-51	10242
* 01/26/14	at Temple	w	80-76	6753
* 1/30/14	at Louisville	w	69-66	22644
* 2/2/14	USF	w	50-45	10367
* 2/6/14	UConn	w	63-58	12432
* 02/08/14	at SMU	L	55-76	7278
* 2/15/14	HOUSTON	w	73-62	13176
* 2/19/14	at UCF	w	77-49	5637
* 2/22/14	LOUISVILLE	L	57-58	13176
* 3/1/14	at UConn	L	45-51	16294

* - Conference game



2013-14 Cincinnati Basketball
Cincinnati Combined Team Statistics (as of Mar 01, 2014)
Conference games



RECORD:	OVERALL	HOME	AWAY	NEUTRAL
ALL GAMES	13-3	7-1	6-2	0-0
CONFERENCE	13-3	7-1	6-2	0-0
NON-CONFERENCE	0-0	0-0	0-0	0-0

#	Player	gp-gs	min	avg	Total		3-Point		F-Throw		Rebounds				pf	dq	a	to	blk	stl	pts	avg
					fg-fga	fg%	3fg-fga	3fg%	ft-fa	ft%	off	def	tot	avg								
23	KILPATRICK, Sean	16-16	578	36.1	103-262	.393	46-144	.319	90-107	.841	19	56	75	4.7	23	0	39	39	1	20	342	21.4
05	JACKSON, Justin	16-16	433	27.1	68-117	.581	0-0	.000	34-65	.523	43	55	98	6.1	51	2	29	34	45	29	170	10.6
03	THOMAS, Shaquille	16-16	396	24.8	43-95	.453	2-10	.200	27-42	.643	17	30	47	2.9	30	1	15	18	3	13	115	7.2
02	RUBLES, Titus	16-16	490	30.6	34-85	.400	0-3	.000	36-46	.783	41	77	118	7.4	52	3	38	28	12	21	104	6.5
15	SANDERS, Jermaine	16-0	371	23.2	32-74	.432	15-43	.349	14-20	.700	16	33	49	3.1	20	0	16	9	6	5	93	5.8
14	GUYN, Ge'Lawn	16-16	323	20.2	28-82	.341	18-53	.340	1-3	.333	10	32	42	2.6	29	0	13	18	4	17	75	4.7
10	CAUPAIN, Troy	16-0	299	18.7	23-67	.343	9-31	.290	19-26	.731	5	25	30	1.9	20	0	39	20	0	13	74	4.6
25	JOHNSON, Kevin	15-0	112	7.5	10-26	.385	4-11	.364	11-11	1.000	5	6	11	0.7	14	0	8	10	1	4	35	2.3
33	NYARSUK, David	10-0	81	8.1	6-12	.500	0-0	.000	3-3	1.000	5	8	13	1.3	15	0	0	3	8	2	15	1.5
11	LAWRENCE, Jermaine	8-0	115	14.4	3-21	.143	0-0	.000	5-11	.455	8	14	22	2.8	14	0	2	5	7	1	11	1.4
45	TOBLER, Zack	1-0	1	1.0	0-0	.000	0-0	.000	0-0	.000	0	0	0	0.0	0	0	0	0	0	0	0	0.0
00	COX, Derek	1-0	1	1.0	0-0	.000	0-0	.000	0-0	.000	0	0	0	0.0	0	0	0	0	0	0	0	0.0
Team											23	30	53				3					
Total.....		16	3200		350-841	.416	94-295	.319	240-334	.719	192	366	558	34.9	268	6	199	187	87	125	1034	64.6
Opponents.....		16	3200		334-838	.399	72-256	.281	185-278	.665	176	340	516	32.2	297	-	182	211	62	87	925	57.8

TEAM STATISTICS	CIN	OPP	Date	Opponent	Score	Att.
SCORING	1034	925	* 1/1/14	SMU	w 65-57	7239
Points per game	64.6	57.8	* 1/4/14	at Memphis	w 69-53	17191
Scoring margin	+6.8	-	* 1/7/14	at Houston	w 61-60	3804
FIELD GOALS-ATT	350-841	334-838	* 1/11/14	RUTGERS	w 71-51	10872
Field goal pct	.416	.399	* 1/14/14	TEMPLE	w 69-58	9864
3 POINT FG-ATT	94-295	72-256	* 1/18/14	at USF	w 61-54	5322
3-point FG pct	.319	.281	* 1/23/14	UCF	w 69-51	10242
3-pt FG made per game	5.9	4.5	* 01/26/14	at Temple	w 80-76	6753
FREE THROWS-ATT	240-334	185-278	* 1/30/14	at Louisville	w 69-66	22644
Free throw pct	.719	.665	* 2/2/14	USF	w 50-45	10367
F-Throws made per game	15.0	11.6	* 2/6/14	UConn	w 63-58	12432
REBOUNDS	558	516	* 02/08/14	at SMU	L 55-76	7278
Rebounds per game	34.9	32.2	* 2/15/14	HOUSTON	w 73-62	13176
Rebounding margin	+2.6	-	* 2/19/14	at UCF	w 77-49	5637
ASSISTS	199	182	* 2/22/14	LOUISVILLE	L 57-58	13176
Assists per game	12.4	11.4	* 3/1/14	at UConn	L 45-51	16294
TURNOVERS	187	211	* - Conference game			
Turnovers per game	11.7	13.2				
Turnover margin	+1.5	-				
Assist/turnover ratio	1.1	0.9				
STEALS	125	87				
Steals per game	7.8	5.4				
BLOCKS	87	62				
Blocks per game	5.4	3.9				
ATTENDANCE	87368	84923				
Home games-Avg/Game	8-10921	8-10615				
Neutral site-Avg/Game	-	0-0				

Score by Periods	1st	2nd	Totals
Cincinnati	471	563	1034
Opponents	417	508	925



2013-14 Cincinnati Basketball
Cincinnati Team Game-by-Game Comparison (as of Mar 01, 2014)
All games



Opponent	1st	2nd	Score	Mar	Total FG	FG Pct	3-Pointers	3FG Pct	Free Throws	FT Pct	Rebounds	Assist	T/Over	Block	Steal	Fouls
NORTH CAROLINA CENTR	40/26	34/35	74-61	+13	22-56/19-48	.393/.396	7-21/3-14	.333/.214	23-31/20-28	.742/.714	38/29 +9	13/7	12/16	4/3	8/6	22/29
NC STATE	35/35	33/22	68-57	+11	21-53/19-58	.396/.328	3-8/7-19	.375/.368	23-31/12-21	.742/.571	43/36 +7	7/7	11/8	9/3	5/5	23/23
APPALACHIAN ST.	40/21	37/28	77-49	+28	31-67/19-65	.463/.292	4-9/3-14	.444/.214	11-16/8-11	.688/.727	47/35 +12	13/7	14/14	8/4	7/5	14/17
CAMPBELL	42/29	39/33	81-62	+19	36-57/23-53	.632/.434	4-12/11-22	.333/.500	5-14/5-8	.357/.625	28/27 +1	13/14	14/23	8/4	14/6	13/15
UMASS LOWELL	47/27	32/22	79-49	+30	29-69/16-42	.420/.381	3-19/3-15	.158/.200	18-28/14-21	.643/.667	43/28 +15	12/6	12/28	5/4	13/8	20/23
KENNESAW ST.	48/28	47/39	95-67	+28	36-74/23-56	.486/.411	7-17/7-19	.412/.368	16-20/14-20	.800/.700	44/31 +13	20/9	9/20	6/0	11/4	19/16
USC UPSTATE	43/34	43/16	86-50	+36	23-51/18-47	.451/.383	13-26/3-16	.500/.188	27-34/11-20	.794/.550	27/35 (8)	19/11	7/22	3/2	9/2	21/24
New Mexico	20/27	34/36	54-63	(9)	18-61/22-44	.295/.500	4-16/3-9	.250/.333	14-15/16-25	.933/.640	32/39 (7)	5/10	8/15	5/3	8/5	23/15
Xavier	25/41	22/23	47-64	(17)	14-42/22-39	.333/.564	5-14/11-16	.357/.688	14-26/9-11	.538/.818	20/33 (13)	7/16	10/20	2/2	10/6	17/24
Pittsburgh	20/20	24/23	44-43	+1	20-53/11-35	.377/.314	3-13/2-13	.231/.154	1-3/19-29	.333/.655	35/27 +8	8/9	9/7	3/2	4/5	20/9
MIDDLE TENNESSEE	21/21	48/27	69-48	+21	23-51/12-45	.451/.267	7-18/6-16	.389/.375	16-23/18-27	.696/.667	37/30 +7	16/10	18/18	5/2	8/7	24/20
CHICAGO STATE	48/29	54/33	102-62	+40	37-85/22-59	.435/.373	12-34/9-23	.353/.391	16-23/9-13	.696/.692	69/21 +48	25/13	11/9	10/4	6/7	12/18
NEBRASKA	35/27	39/32	74-59	+15	23-55/20-56	.418/.357	3-11/9-20	.273/.450	25-30/10-11	.833/.909	40/30 +10	10/12	7/11	6/4	7/4	16/23
SMU	32/30	33/27	65-57	+8	19-52/23-51	.365/.451	4-16/3-7	.250/.429	23-31/8-9	.742/.889	30/32 (2)	8/12	8/17	7/5	11/4	16/25
Memphis	27/26	42/27	69-53	+16	25-57/21-63	.439/.333	6-11/2-17	.545/.118	13-19/9-15	.684/.600	38/41 (3)	15/11	12/16	10/4	12/10	15/19
Houston	40/24	21/36	61-60	+1	22-60/21-51	.367/.412	7-24/9-19	.292/.474	10-19/9-18	.526/.500	37/41 (4)	13/14	8/15	7/6	10/0	18/18
RUTGERS	34/32	37/19	71-51	+20	18-42/19-56	.429/.339	4-18/2-15	.222/.133	31-40/11-21	.775/.524	35/30 +5	12/9	14/14	7/3	5/6	21/28
TEMPLE	27/25	42/33	69-58	+11	23-56/22-52	.411/.423	8-23/5-12	.348/.417	15-23/9-18	.652/.500	37/35 +2	16/7	11/15	7/2	8/7	17/19
USF	30/26	31/28	61-54	+7	21-49/20-51	.429/.392	7-19/2-9	.368/.222	12-16/12-18	.750/.667	30/36 (6)	12/14	11/13	6/1	7/4	14/16
UCF	30/27	39/24	69-51	+18	25-53/20-52	.472/.385	6-19/5-18	.316/.278	13-20/6-17	.650/.353	36/31 +5	17/12	13/14	7/4	9/6	19/18
Temple	36/26	44/50	80-76	+4	29-53/21-55	.547/.382	7-18/10-24	.389/.417	15-22/24-27	.682/.889	31/32 (1)	17/13	11/11	7/3	7/3	23/16
Louisville	28/20	41/46	69-66	+3	23-47/26-59	.489/.441	6-16/6-21	.375/.286	17-18/8-12	.944/.667	36/25 +11	12/13	20/13	2/6	4/3	14/18
USF	24/18	26/27	50-45	+5	17-51/19-49	.333/.388	4-17/1-11	.235/.091	12-13/6-8	.923/.750	33/31 +2	7/8	8/10	5/3	8/4	9/13
UCONN	26/31	37/27	63-58	+5	23-50/20-51	.460/.392	6-16/5-21	.375/.238	11-19/13-18	.579/.722	32/29 +3	15/6	9/9	4/3	5/5	15/19
SMU	24/38	31/38	55-76	(21)	17-48/25-46	.354/.543	4-24/4-14	.167/.286	17-23/22-25	.739/.880	31/26 +5	8/15	19/16	3/4	11/10	22/19
HOUSTON	29/28	44/34	73-62	+11	28-55/24-45	.509/.533	5-15/5-16	.333/.313	12-15/9-10	.800/.900	27/21 +6	15/15	4/13	2/1	9/3	12/16
UCF	40/18	37/31	77-49	+28	31-64/16-54	.484/.296	9-19/7-27	.474/.259	6-10/10-15	.600/.667	37/40 (3)	17/11	6/16	8/6	9/3	17/12
LOUISVILLE	19/22	38/36	57-58	(1)	16-56/22-55	.286/.400	5-20/3-11	.250/.273	20-25/11-22	.800/.500	44/36 +8	8/13	13/9	3/6	3/9	16/22
UConn	25/26	20/25	45-51	(6)	13-48/15-48	.271/.313	6-20/3-14	.300/.214	13-21/18-25	.619/.720	44/30 +14	7/9	20/10	2/5	7/10	20/19

Note: Game totals are displayed in the format TEAM/OPPONENT for each category



2013-14 Cincinnati Basketball
Cincinnati Points-Rebounds-Assists (as of Mar 01, 2014)
All games



Opponent	Date	Score		00	02	03	05	10	11	14
				COX,DEREK	RUBLES,TIT	THOMAS,SHA	JACKSON,JU	CAUPAIN,TR	LAWRENCE,J	GUYN,GE'LA
NORTH CAROLINA CENTR	11/08/13	74-61	w	DNP	13-8-0	2-5-0	8-3-0	2-2-2	6-2-1	6-1-3
NC STATE	11/12/13	68-57	w	DNP	14-7-2	6-2-0	10-10-0	5-4-0	4-8-0	4-1-2
APPALACHIAN ST.	11/16/13	77-49	w	DNP	13-7-2	10-7-2	8-4-3	13-4-4	5-6-2	2-1-0
CAMPBELL	11/20/13	81-62	w	DNP	10-4-4	8-2-2	19-9-2	1-1-1	8-5-1	6-2-1
UMASS LOWELL	11/26/13	79-49	w	DNP	7-6-0	7-4-5	13-12-1	7-3-1	2-1-0	10-3-0
KENNESAW ST.	11/29/13	95-67	w	DNP	14-5-1	11-2-2	11-7-1	6-3-2	9-4-1	8-2-2
USC UPSTATE	12/03/13	86-50	w	DNP	7-7-0	4-2-0	6-2-3	15-2-5	2-4-1	15-2-1
at New Mexico	12/07/13	54-63	L	DNP	4-6-1	0-2-1	10-6-0	11-0-1	2-2-0	0-3-0
vs Xavier	12/14/13	47-64	L	DNP	3-4-1	13-1-1	1-5-1	5-4-0	3-2-1	0-0-0
vs Pittsburgh	12/17/13	44-43	w	DNP	6-2-1	0-2-0	12-9-3	4-2-2	4-1-1	5-0-0
MIDDLE TENNESSEE	12/21/13	69-48	w	0-1-0	4-3-4	7-3-0	16-12-2	4-5-4	4-3-0	0-1-0
CHICAGO STATE	12/23/13	102-62	w	DNP	0-8-5	14-1-2	19-13-1	10-4-3	2-5-3	10-4-3
NEBRASKA	12/28/13	74-59	w	DNP	4-7-1	3-2-0	15-10-2	5-4-3	6-3-0	0-0-0
SMU	1/1/14	65-57	w	DNP	6-3-0	10-1-0	17-6-3	7-1-2	0-3-0	2-2-0
at Memphis	1/4/14	69-53	w	DNP	2-7-4	10-4-0	13-8-2	7-3-5	6-1-0	3-2-0
at Houston	1/7/14	61-60	w	DNP	7-10-3	0-4-1	7-5-4	6-2-1	DNP	7-4-1
RUTGERS	1/11/14	71-51	w	DNP	4-10-5	11-3-0	11-7-3	14-2-1	DNP	0-1-0
TEMPLE	1/14/14	69-58	w	DNP	13-12-2	4-4-3	15-10-1	2-0-5	DNP	2-2-1
at USF	1/18/14	61-54	w	DNP	5-4-5	10-3-0	9-5-2	5-6-2	DNP	8-3-0
UCF	1/23/14	69-51	w	0-0-0	9-7-1	6-5-5	12-2-3	6-2-0	DNP	5-4-1
at Temple	01/26/14	80-76	w	DNP	9-6-4	15-4-2	1-1-0	8-1-9	DNP	3-2-2
at Louisville	1/30/14	69-66	w	DNP	8-8-2	11-6-1	11-9-3	0-3-1	DNP	6-2-1
USF	2/2/14	50-45	w	DNP	5-6-1	2-2-0	15-6-1	0-2-2	DNP	8-3-0
UCONN	2/6/14	63-58	w	DNP	4-5-2	4-1-0	15-6-0	2-0-2	1-1-0	7-5-4
at SMU	02/08/14	55-76	L	DNP	8-5-1	5-1-0	10-9-0	1-1-2	0-1-1	2-2-0
HOUSTON	2/15/14	73-62	w	DNP	8-4-2	11-2-1	13-5-3	2-3-0	0-2-0	8-3-1
at UCF	2/19/14	77-49	w	DNP	6-4-3	8-2-1	10-7-1	5-1-6	1-5-0	5-3-1
LOUISVILLE	2/22/14	57-58	L	DNP	4-14-2	0-0-1	8-7-1	6-2-1	3-4-1	3-2-0
at UConn	3/1/14	45-51	L	DNP	6-13-1	8-5-0	3-5-2	3-1-0	0-5-0	6-2-1

Opponent	Date	Score		15	23	25	33	45	99
				SANDERS,JE	KILPATRICK	JOHNSON,KE	NYARSUK,DA	TOBLER,ZAC	DAVIS III,
NORTH CAROLINA CENTR	11/08/13	74-61	w	13-4-3	22-7-4	0-2-0	0-0-0	DNP	2-2-0
NC STATE	11/12/13	68-57	w	4-4-0	21-1-3	0-0-0	0-1-0	DNP	0-0-0
APPALACHIAN ST.	11/16/13	77-49	w	10-5-0	12-4-0	2-2-0	2-4-0	0-1-0	0-0-0
CAMPBELL	11/20/13	81-62	w	2-1-1	23-3-1	4-0-0	DNP	DNP	0-0-0
UMASS LOWELL	11/26/13	79-49	w	2-3-1	18-6-2	7-1-1	4-2-0	0-0-0	2-0-1
KENNESAW ST.	11/29/13	95-67	w	6-5-0	20-3-6	4-3-2	4-3-2	0-0-0	2-2-1
USC UPSTATE	12/03/13	86-50	w	2-3-1	22-3-7	9-1-1	4-1-0	0-0-0	DNP
at New Mexico	12/07/13	54-63	L	3-2-0	19-4-2	5-3-0	0-1-0	DNP	DNP
vs Xavier	12/14/13	47-64	L	0-0-0	17-1-2	5-0-1	0-0-0	0-0-0	DNP
vs Pittsburgh	12/17/13	44-43	w	4-6-1	9-6-0	0-1-0	0-0-0	DNP	DNP
MIDDLE TENNESSEE	12/21/13	69-48	w	6-1-3	23-5-2	5-0-1	0-0-0	0-1-0	DNP
CHICAGO STATE	12/23/13	102-62	w	14-13-2	21-10-4	10-2-2	2-4-0	0-0-0	DNP
NEBRASKA	12/28/13	74-59	w	9-2-1	21-3-2	11-4-1	DNP	DNP	DNP
SMU	1/1/14	65-57	w	10-3-0	13-6-3	0-0-0	0-0-0	DNP	DNP
at Memphis	1/4/14	69-53	w	3-4-2	18-2-1	7-3-1	DNP	DNP	DNP
at Houston	1/7/14	61-60	w	11-4-1	17-3-2	2-2-0	4-2-0	DNP	DNP
RUTGERS	1/11/14	71-51	w	9-1-1	16-7-2	4-0-0	2-1-0	DNP	DNP
TEMPLE	1/14/14	69-58	w	5-1-1	23-3-3	5-1-0	0-2-0	DNP	DNP
at USF	1/18/14	61-54	w	6-1-2	18-2-1	0-0-0	0-1-0	DNP	DNP
UCF	1/23/14	69-51	w	10-4-1	19-2-3	2-1-3	0-3-0	0-0-0	DNP
at Temple	01/26/14	80-76	w	4-2-0	29-8-0	7-1-0	4-3-0	DNP	DNP
at Louisville	1/30/14	69-66	w	5-1-2	28-5-2	0-0-0	DNP	DNP	DNP
USF	2/2/14	50-45	w	2-7-0	18-2-2	0-0-1	0-1-0	DNP	DNP
UCONN	2/6/14	63-58	w	4-2-1	26-12-6	DNP	DNP	DNP	DNP
at SMU	02/08/14	55-76	L	4-3-1	22-6-3	3-1-0	0-0-0	DNP	DNP
HOUSTON	2/15/14	73-62	w	3-3-2	28-4-6	0-0-0	DNP	DNP	DNP
at UCF	2/19/14	77-49	w	9-5-1	23-2-1	5-2-3	5-0-0	DNP	DNP
LOUISVILLE	2/22/14	57-58	L	5-6-1	28-6-1	0-0-0	DNP	DNP	DNP
at UConn	3/1/14	45-51	L	3-2-0	16-5-3	0-0-0	DNP	DNP	DNP



2013-14 Cincinnati Basketball
Cincinnati Season/Career Statistics (as of Mar 01, 2014)
All games



SEASON STATISTICS

CAREER STATISTICS

SUMMARY	gp-gs	min/g	fg%	3fg%	ft%	r/g	a/g	stl	blk	pts/g	gp-gs	min/g	fg%	3fg%	ft%	r/g	a/g	stl	blk	pts/g
KILPATRICK, Sean	29-29	33.3	.413	.343	.851	4.5	2.6	38	1	20.3	135-100	30.6	.416	.346	.778	4.3	2.0	156	23	15.1
JACKSON, Justin	29-29	26.7	.559	.000	.509	6.9	1.7	49	86	11.0	131-71	19.6	.518	.095	.486	4.5	1.2	137	206	5.4
RUBLES, Titus	29-29	28.5	.400	.000	.744	6.6	2.1	42	22	7.0	63-41	24.9	.367	.087	.701	6.2	2.0	80	31	6.4
THOMAS, Shaquille	29-29	23.3	.446	.263	.671	2.8	1.0	27	7	6.9	62-29	16.6	.434	.296	.619	2.5	0.7	44	13	4.8
SANDERS, Jermaine	29-0	21.6	.417	.372	.697	3.4	1.0	14	9	5.8	91-1	14.3	.394	.338	.590	2.2	0.8	26	14	3.5
CAUPAIN, Troy	29-0	19.1	.381	.346	.762	2.3	2.3	27	1	5.6	29-0	19.1	.381	.346	.762	2.3	2.3	27	1	5.6
GUYN, Ge'Lawn	29-29	19.0	.342	.322	.550	2.1	0.9	19	5	4.9	94-29	12.9	.361	.304	.673	1.2	0.6	48	10	3.1
JOHNSON, Kevin	28-0	10.4	.375	.237	.846	1.1	0.6	9	2	3.5	28-0	10.4	.375	.237	.846	1.1	0.6	9	2	3.5
LAWRENCE, Jermaine	21-0	16.5	.338	.000	.483	3.2	0.6	7	16	3.2	21-0	16.5	.338	.000	.483	3.2	0.6	7	16	3.2
NYARSUK, David	21-0	7.0	.571	.000	.875	1.4	0.1	2	12	1.5	54-2	9.6	.586	.000	.652	2.0	0.2	4	41	2.2
DAVIS III, Jeremiah	6-0	5.0	.500	.000	1.000	0.7	0.3	1	0	1.0	37-0	7.7	.398	.366	.647	1.1	0.6	14	1	2.6
TOBLER, Zack	8-0	1.6	.000	.000	.000	0.3	0.0	0	0	0.0	8-0	1.6	.000	.000	.000	0.3	0.0	0	0	0.0
COX, Derek	2-0	1.0	.000	.000	.000	0.5	0.0	0	0	0.0	2-0	1.0	.000	.000	.000	0.5	0.0	0	0	0.0

SCORING	fg-fga	fg%	3fg-fga	3fg%	ft-fta	ft%	pts	pts/g	fg-fga	fg%	3fg-fga	3fg%	ft-fta	ft%	pts	pts/g
KILPATRICK, Sean	178-431	.413	80-233	.343	154-181	.851	590	20.3	671-1612	.416	300-867	.346	392-504	.778	2034	15.1
JACKSON, Justin	132-236	.559	0-0	.000	54-106	.509	318	11.0	294-568	.518	2-21	.095	120-247	.486	710	5.4
RUBLES, Titus	68-170	.400	0-3	.000	67-90	.744	203	7.0	134-365	.367	4-46	.087	131-187	.701	403	6.4
THOMAS, Shaquille	74-166	.446	5-19	.263	47-70	.671	200	6.9	116-267	.434	8-27	.296	60-97	.619	300	4.8
SANDERS, Jermaine	58-139	.417	29-78	.372	23-33	.697	168	5.8	112-284	.394	49-145	.338	49-83	.590	322	3.5
CAUPAIN, Troy	48-126	.381	18-52	.346	48-63	.762	162	5.6	48-126	.381	18-52	.346	48-63	.762	162	5.6
GUYN, Ge'Lawn	51-149	.342	28-87	.322	11-20	.550	141	4.9	105-291	.361	48-158	.304	35-52	.673	293	3.1
JOHNSON, Kevin	33-88	.375	9-38	.237	22-26	.846	97	3.5	33-88	.375	9-38	.237	22-26	.846	97	3.5
LAWRENCE, Jermaine	27-80	.338	0-0	.000	14-29	.483	68	3.2	27-80	.338	0-0	.000	14-29	.483	68	3.2
NYARSUK, David	12-21	.571	0-0	.000	7-8	.875	31	1.5	51-87	.586	0-0	.000	15-23	.652	117	2.2
DAVIS III, Jeremiah	2-4	.500	0-1	.000	2-2	1.000	6	1.0	35-88	.398	15-41	.366	11-17	.647	96	2.6
TOBLER, Zack	0-4	.000	0-2	.000	0-0	.000	0	0.0	0-4	.000	0-2	.000	0-0	.000	0	0.0
COX, Derek	0-1	.000	0-0	.000	0-0	.000	0	0.0	0-1	.000	0-0	.000	0-0	.000	0	0.0

TOTALS	o-reb	d-reb	t-reb	pf	fo	ast	to	a/to	o-reb	d-reb	t-reb	pf	fo	ast	to	a/to
KILPATRICK, Sean	33	98	131	39	0	74	60	1.2	172	415	587	175	0	267	226	1.2
JACKSON, Justin	92	108	200	87	2	48	58	0.8	243	353	596	352	17	155	203	0.8
RUBLES, Titus	71	121	192	89	4	60	44	1.4	129	262	391	167	5	127	108	1.2
THOMAS, Shaquille	31	51	82	47	1	30	32	0.9	61	92	153	69	1	46	51	0.9
SANDERS, Jermaine	41	57	98	36	0	29	15	1.9	79	123	202	68	0	69	49	1.4
CAUPAIN, Troy	12	56	68	42	0	67	38	1.8	12	56	68	42	0	67	38	1.8
GUYN, Ge'Lawn	15	47	62	55	0	25	32	0.8	22	92	114	135	0	59	69	0.9
JOHNSON, Kevin	14	16	30	40	0	17	15	1.1	14	16	30	40	0	17	15	1.1
LAWRENCE, Jermaine	28	40	68	47	2	13	21	0.6	28	40	68	47	2	13	21	0.6
NYARSUK, David	14	15	29	24	0	2	8	0.3	49	61	110	75	3	9	30	0.3
DAVIS III, Jeremiah	2	2	4	4	0	2	1	2.0	8	31	39	30	0	21	21	1.0
TOBLER, Zack	1	1	2	1	0	0	0	0.0	1	1	2	1	0	0	0	0.0
COX, Derek	0	1	1	0	0	0	0	0.0	0	1	1	0	0	0	0	0.0



2013-14 Cincinnati Basketball
Cincinnati Game-by-Game Highs (as of Mar 01, 2014)
All games



Opponent	Date	Score	Points	Rebounds	Assists	Steals	Blocked shots
NORTH CAROLINA CENTR	11/08/13	74-61	22-KILPATRICK, Sea	8-RUBLES, Titus	4-KILPATRICK, Sean	3-RUBLES, Titus KILPATRICK, Sean	3-JACKSON, Justin
NC STATE	11/12/13	68-57	21-KILPATRICK, Sea	10-JACKSON, Justin	3-KILPATRICK, Sean	2-KILPATRICK, Sean	4-JACKSON, Justin
APPALACHIAN ST.	11/16/13	77-49	13-RUBLES, Titus CAUPAIN, Troy	7-THOMAS, Shaquill RUBLES, Titus	4-CAUPAIN, Troy	2-RUBLES, Titus	4-JACKSON, Justin
CAMPBELL	11/20/13	81-62	23-KILPATRICK, Sea	9-JACKSON, Justin	4-RUBLES, Titus	3-KILPATRICK, Sean JACKSON, Justin RUBLES, Titus	5-JACKSON, Justin
UMASS LOWELL	11/26/13	79-49	18-KILPATRICK, Sea	12-JACKSON, Justin	5-THOMAS, Shaquill	3-JACKSON, Justin	3-JACKSON, Justin
KENNESAW ST.	11/29/13	95-67	20-KILPATRICK, Sea	7-JACKSON, Justin	6-KILPATRICK, Sean	3-SANDERS, Jermai	4-JACKSON, Justin
USC UPSTATE	12/03/13	86-50	22-KILPATRICK, Sea	7-RUBLES, Titus	7-KILPATRICK, Sean	3-THOMAS, Shaquill	2-LAWRENCE, Jerm
at New Mexico	12/07/13	54-63	19-KILPATRICK, Sea	6-JACKSON, Justin RUBLES, Titus	2-KILPATRICK, Sean	2-SANDERS, Jermai CAUPAIN, Troy RUBLES, Titus	3-JACKSON, Justin
vs Xavier	12/14/13	47-64	17-KILPATRICK, Sea	5-JACKSON, Justin	2-KILPATRICK, Sean	3-JACKSON, Justin	1-THOMAS, Shaquill JACKSON, Justin
vs Pittsburgh	12/17/13	44-43	12-JACKSON, Justin	9-JACKSON, Justin	3-JACKSON, Justin	1-JOHNSON, Kevin SANDERS, Jermain JACKSON, Justin RUBLES, Titus	2-JACKSON, Justin
MIDDLE TENNESSEE	12/21/13	69-48	23-KILPATRICK, Sea	12-JACKSON, Justin	4-CAUPAIN, Troy RUBLES, Titus	4-JACKSON, Justin	4-JACKSON, Justin
CHICAGO STATE	12/23/13	102-62	21-KILPATRICK, Sea	13-JACKSON, Justin SANDERS, Jermain	5-RUBLES, Titus	2-RUBLES, Titus	4-JACKSON, Justin
NEBRASKA	12/28/13	74-59	21-KILPATRICK, Sea	10-JACKSON, Justin	3-CAUPAIN, Troy	2-JACKSON, Justin CAUPAIN, Troy	4-JACKSON, Justin
SMU	1/1/14	65-57	17-JACKSON, Justin	6-KILPATRICK, Sean JACKSON, Justin	3-JACKSON, Justin KILPATRICK, Sean	5-JACKSON, Justin	5-JACKSON, Justin
at Memphis	1/4/14	69-53	18-KILPATRICK, Sea	8-JACKSON, Justin	5-CAUPAIN, Troy	3-THOMAS, Shaquill CAUPAIN, Troy	7-JACKSON, Justin
at Houston	1/7/14	61-60	17-KILPATRICK, Sea	10-RUBLES, Titus	4-JACKSON, Justin	3-KILPATRICK, Sean	3-NYARSUK, David RUBLES, Titus
RUTGERS	1/11/14	71-51	16-KILPATRICK, Sea	10-RUBLES, Titus	5-RUBLES, Titus	2-THOMAS, Shaquill	3-JACKSON, Justin
TEMPLE	1/14/14	69-58	23-KILPATRICK, Sea	12-RUBLES, Titus	5-CAUPAIN, Troy	3-KILPATRICK, Sean	6-JACKSON, Justin
at USF	1/18/14	61-54	18-KILPATRICK, Sea	6-CAUPAIN, Troy	5-RUBLES, Titus	3-JACKSON, Justin	3-RUBLES, Titus
UCF	1/23/14	69-51	19-KILPATRICK, Sea	7-RUBLES, Titus	5-THOMAS, Shaquill	4-JACKSON, Justin	7-JACKSON, Justin
at Temple	01/26/14	80-76	29-KILPATRICK, Sea	8-KILPATRICK, Sean	9-CAUPAIN, Troy	2-GUYN, Ge'Lawn KILPATRICK, Sean	2-NYARSUK, David
at Louisville	1/30/14	69-66	28-KILPATRICK, Sea	9-JACKSON, Justin	3-JACKSON, Justin	2-JACKSON, Justin	2-JACKSON, Justin
USF	2/2/14	50-45	18-KILPATRICK, Sea	7-SANDERS, Jermai	2-CAUPAIN, Troy KILPATRICK, Sean	2-JACKSON, Justin RUBLES, Titus	3-JACKSON, Justin
UConn	2/6/14	63-58	26-KILPATRICK, Sea	12-KILPATRICK, Sea	6-KILPATRICK, Sean	2-CAUPAIN, Troy GUYN, Ge'Lawn	2-JACKSON, Justin
at SMU	02/08/14	55-76	22-KILPATRICK, Sea	9-JACKSON, Justin	3-KILPATRICK, Sean	5-RUBLES, Titus	1-LAWRENCE, Jerm JACKSON, Justin RUBLES, Titus
HOUSTON	2/15/14	73-62	28-KILPATRICK, Sea	5-JACKSON, Justin	6-KILPATRICK, Sean	2-RUBLES, Titus JACKSON, Justin	2-JACKSON, Justin
at UCF	2/19/14	77-49	23-KILPATRICK, Sea	7-JACKSON, Justin	6-CAUPAIN, Troy	3-JACKSON, Justin	4-JACKSON, Justin
LOUISVILLE	2/22/14	57-58	28-KILPATRICK, Sea	14-RUBLES, Titus	2-RUBLES, Titus	1-KILPATRICK, Sean JACKSON, Justin THOMAS, Shaquille	2-LAWRENCE, Jerm
at UConn	3/1/14	45-51	16-KILPATRICK, Sea	13-RUBLES, Titus	3-KILPATRICK, Sean	3-RUBLES, Titus	1-JACKSON, Justin



2013-14 Cincinnati Basketball
Cincinnati Team High/Low Analysis (as of Mar 01, 2014)
All games



Cincinnati - TEAM GAME HIGHS

POINTS	102	CHICAGO STATE (12/23/13)
	95	KENNESAW ST. (11/29/13)
	86	USC UPSTATE (12/03/13)
	81	CAMPBELL (11/20/13)
	80	at Temple (01/26/14)
FIELD GOALS MADE	37	CHICAGO STATE (12/23/13)
	36	KENNESAW ST. (11/29/13)
	36	CAMPBELL (11/20/13)
FIELD GOAL ATTEMPTS	85	CHICAGO STATE (12/23/13)
	74	KENNESAW ST. (11/29/13)
FIELD GOAL PERCENTAGE	.632 (36-57)	CAMPBELL (11/20/13)
	.547 (29-53)	at Temple (01/26/14)
3 PT FIELD GOALS MADE	13	USC UPSTATE (12/03/13)
	12	CHICAGO STATE (12/23/13)
3 PT FG ATTEMPTS	34	CHICAGO STATE (12/23/13)
	26	USC UPSTATE (12/03/13)
3 PT FG PERCENTAGE	.545 (6-11)	at Memphis (1/4/14)
	.500 (13-26)	USC UPSTATE (12/03/13)
FREE THROWS MADE	31	RUTGERS (1/11/14)
	27	USC UPSTATE (12/03/13)
FREE THROW ATTEMPTS	40	RUTGERS (1/11/14)
	34	USC UPSTATE (12/03/13)
FREE THROW PERCENTAGE	.944 (17-18)	at Louisville (1/30/14)
	.933 (14-15)	at New Mexico (12/07/13)
REBOUNDS	69	CHICAGO STATE (12/23/13)
	47	APPALACHIAN ST. (11/16/13)
ASSISTS	25	CHICAGO STATE (12/23/13)
	20	KENNESAW ST. (11/29/13)
STEALS	14	CAMPBELL (11/20/13)
	13	UMASS LOWELL (11/26/13)
BLOCKED SHOTS	10	at Memphis (1/4/14)
	10	CHICAGO STATE (12/23/13)
TURNOVERS	20	at UConn (3/1/14)
	20	at Louisville (1/30/14)
FOULS	24	MIDDLE TENNESSEE (12/21/13)
	23	at Temple (01/26/14)
	23	at New Mexico (12/07/13)
	23	NC STATE (11/12/13)



2013-14 Cincinnati Basketball
Cincinnati High/Low Analysis (as of Mar 01, 2014)
All games



Opponent - GAME HIGHS

POINTS	76	at SMU (02/08/14)
	76	at Temple (01/26/14)
	67	KENNESAW ST. (11/29/13)
	66	at Louisville (1/30/14)
	64	vs Xavier (12/14/13)
FIELD GOALS MADE	26	at Louisville (1/30/14)
	25	at SMU (02/08/14)
FIELD GOAL ATTEMPTS	65	APPALACHIAN ST. (11/16/13)
	63	at Memphis (1/4/14)
FIELD GOAL PERCENTAGE	.564 (22-39)	vs Xavier (12/14/13)
	.543 (25-46)	at SMU (02/08/14)
3 PT FIELD GOALS MADE	11	vs Xavier (12/14/13)
	11	CAMPBELL (11/20/13)
3 PT FG ATTEMPTS	27	at UCF (2/19/14)
	24	at Temple (01/26/14)
3 PT FG PERCENTAGE	.688 (11-16)	vs Xavier (12/14/13)
	.500 (11-22)	CAMPBELL (11/20/13)
FREE THROWS MADE	24	at Temple (01/26/14)
	22	at SMU (02/08/14)
FREE THROW ATTEMPTS	29	vs Pittsburgh (12/17/13)
	28	NORTH CAROLINA CENTR (11/08/13)
FREE THROW PERCENTAGE	.909 (10-11)	NEBRASKA (12/28/13)
	.900 (9-10)	HOUSTON (2/15/14)
REBOUNDS	41	at Houston (1/7/14)
	41	at Memphis (1/4/14)
ASSISTS	16	vs Xavier (12/14/13)
	15	HOUSTON (2/15/14)
	15	at SMU (02/08/14)
STEALS	10	at UConn (3/1/14)
	10	at SMU (02/08/14)
	10	at Memphis (1/4/14)
BLOCKED SHOTS	6	LOUISVILLE (2/22/14)
	6	at UCF (2/19/14)
	6	at Louisville (1/30/14)
	6	at Houston (1/7/14)
TURNOVERS	28	UMASS LOWELL (11/26/13)
	23	CAMPBELL (11/20/13)
FOULS	29	NORTH CAROLINA CENTR (11/08/13)
	28	RUTGERS (1/11/14)



2013-14 Cincinnati Basketball
Cincinnati High/Low Analysis (as of Mar 01, 2014)
All games



Cincinnati - GAME LOWS

POINTS	44	vs Pittsburgh (12/17/13)
	45	at UConn (3/1/14)
	47	vs Xavier (12/14/13)
	50	USF (2/2/14)
	54	at New Mexico (12/07/13)
FIELD GOALS MADE	13	at UConn (3/1/14)
	14	vs Xavier (12/14/13)
FIELD GOAL ATTEMPTS	42	vs Xavier (12/14/13)
	42	RUTGERS (1/11/14)
FIELD GOAL PERCENTAGE	.271 (13-48)	at UConn (3/1/14)
	.286 (16-56)	LOUISVILLE (2/22/14)
3 PT FIELD GOALS MADE	3	NC STATE (11/12/13)
	3	UMASS LOWELL (11/26/13)
	3	vs Pittsburgh (12/17/13)
	3	NEBRASKA (12/28/13)
3 PT FG ATTEMPTS	8	NC STATE (11/12/13)
	9	APPALACHIAN ST. (11/16/13)
3 PT FG PERCENTAGE	.158 (3-19)	UMASS LOWELL (11/26/13)
	.167 (4-24)	at SMU (02/08/14)
FREE THROWS MADE	1	vs Pittsburgh (12/17/13)
	5	CAMPBELL (11/20/13)
FREE THROW ATTEMPTS	3	vs Pittsburgh (12/17/13)
	10	at UCF (2/19/14)
FREE THROW PERCENTAGE	.333 (1-3)	vs Pittsburgh (12/17/13)
	.357 (5-14)	CAMPBELL (11/20/13)
REBOUNDS	20	vs Xavier (12/14/13)
	27	USC UPSTATE (12/03/13)
	27	HOUSTON (2/15/14)
ASSISTS	5	at New Mexico (12/07/13)
	7	NC STATE (11/12/13)
	7	vs Xavier (12/14/13)
	7	USF (2/2/14)
	7	at UConn (3/1/14)
STEALS	3	LOUISVILLE (2/22/14)
	4	vs Pittsburgh (12/17/13)
	4	at Louisville (1/30/14)
BLOCKED SHOTS	2	vs Xavier (12/14/13)
	2	at Louisville (1/30/14)
	2	HOUSTON (2/15/14)
	2	at UConn (3/1/14)
TURNOVERS	4	HOUSTON (2/15/14)
	6	at UCF (2/19/14)
FOULS	9	USF (2/2/14)
	12	CHICAGO STATE (12/23/13)
	12	HOUSTON (2/15/14)



2013-14 Cincinnati Basketball
Cincinnati High/Low Analysis (as of Mar 01, 2014)
All games



Opponent - GAME LOWS

POINTS	43	vs Pittsburgh (12/17/13)
	45	USF (2/2/14)
	48	MIDDLE TENNESSEE (12/21/13)
	49	APPALACHIAN ST. (11/16/13)
	49	UMASS LOWELL (11/26/13)
	49	at UCF (2/19/14)
FIELD GOALS MADE	11	vs Pittsburgh (12/17/13)
	12	MIDDLE TENNESSEE (12/21/13)
FIELD GOAL ATTEMPTS	35	vs Pittsburgh (12/17/13)
	39	vs Xavier (12/14/13)
FIELD GOAL PERCENTAGE	.267 (12-45)	MIDDLE TENNESSEE (12/21/13)
	.292 (19-65)	APPALACHIAN ST. (11/16/13)
3 PT FIELD GOALS MADE	1	USF (2/2/14)
	2	vs Pittsburgh (12/17/13)
	2	at Memphis (1/4/14)
	2	RUTGERS (1/11/14)
	2	at USF (1/18/14)
3 PT FG ATTEMPTS	7	SMU (1/1/14)
	9	at New Mexico (12/07/13)
	9	at USF (1/18/14)
3 PT FG PERCENTAGE	.091 (1-11)	USF (2/2/14)
	.118 (2-17)	at Memphis (1/4/14)
FREE THROWS MADE	5	CAMPBELL (11/20/13)
	6	UCF (1/23/14)
	6	USF (2/2/14)
FREE THROW ATTEMPTS	8	CAMPBELL (11/20/13)
	8	USF (2/2/14)
FREE THROW PERCENTAGE	.353 (6-17)	UCF (1/23/14)
	.500 (9-18)	at Houston (1/7/14)
	.500 (9-18)	TEMPLE (1/14/14)
	.500 (11-22)	LOUISVILLE (2/22/14)
REBOUNDS	21	CHICAGO STATE (12/23/13)
	21	HOUSTON (2/15/14)
ASSISTS	6	UMASS LOWELL (11/26/13)
	6	UConn (2/6/14)
STEALS	0	at Houston (1/7/14)
	2	USC UPSTATE (12/03/13)
BLOCKED SHOTS	0	KENNESAW ST. (11/29/13)
	1	at USF (1/18/14)
	1	HOUSTON (2/15/14)
TURNOVERS	7	vs Pittsburgh (12/17/13)
	8	NC STATE (11/12/13)
FOULS	9	vs Pittsburgh (12/17/13)
	12	at UCF (2/19/14)



2013-14 Cincinnati Basketball
Cincinnati Player High/Low Analysis (as of Mar 01, 2014)
All games



Cincinnati - INDIVIDUAL GAME HIGHS

Points	29		KILPATRICK, Sean at Temple (01/26/14)
	28		KILPATRICK, Sean vs Louisville (2/22/14)
	28		KILPATRICK, Sean vs Houston (2/15/14)
	28		KILPATRICK, Sean at Louisville (1/30/14)
	26		KILPATRICK, Sean vs UConn (2/6/14)
Field Goals Made	9		KILPATRICK, Sean vs Louisville (2/22/14)
	9		KILPATRICK, Sean vs Houston (2/15/14)
	9		KILPATRICK, Sean at Temple (01/26/14)
	9		JACKSON, Justin vs Chicago State (12/23/13)
	9		JACKSON, Justin vs Campbell (11/20/13)
	9		KILPATRICK, Sean vs Campbell (11/20/13)
Field Goal Att.	26		KILPATRICK, Sean vs Louisville (2/22/14)
	19		KILPATRICK, Sean at Temple (01/26/14)
	19		KILPATRICK, Sean vs Temple (1/14/14)
FG Pct (min 5 made)	.875	(7-8)	JACKSON, Justin vs Middle Tennessee (12/21/13)
	.857	(6-7)	JACKSON, Justin vs Houston (2/15/14)
3-Point FG Made	6		KILPATRICK, Sean at UCF (2/19/14)
	6		KILPATRICK, Sean vs Temple (1/14/14)
	6		KILPATRICK, Sean vs USC Upstate (12/03/13)
3-Point FG Att.	14		KILPATRICK, Sean vs Louisville (2/22/14)
	13		KILPATRICK, Sean vs Temple (1/14/14)
3-Pt FG Pct (min 2 made)	.750	(3-4)	GUYN, Ge'Lawn vs USC Upstate (12/03/13)
	.667	(6-9)	KILPATRICK, Sean vs USC Upstate (12/03/13)
	.667	(2-3)	GUYN, Ge'Lawn at Louisville (1/30/14)
	.667	(2-3)	GUYN, Ge'Lawn at USF (1/18/14)
	.667	(2-3)	CAUPAIN, Troy vs Rutgers (1/11/14)
	.667	(2-3)	SANDERS, Jermaine vs SMU (1/1/14)
	.667	(2-3)	SANDERS, Jermaine vs Nebraska (12/28/13)
	.667	(2-3)	SANDERS, Jermaine vs Middle Tennessee (12/21/13)
	.667	(2-3)	THOMAS, Shaquille vs Xavier (12/14/13)
	.667	(2-3)	SANDERS, Jermaine vs Appalachian St. (11/16/13)
Free Throws Made	17		KILPATRICK, Sean vs Nebraska (12/28/13)
	11		KILPATRICK, Sean at Louisville (1/30/14)
Free Throw Att.	18		KILPATRICK, Sean vs Nebraska (12/28/13)
	12		KILPATRICK, Sean vs Xavier (12/14/13)
	12		RUBLES, Titus vs North Carolina Centr (11/08/13)
FT Pct (min 3 made)	1.000	(11-11)	KILPATRICK, Sean at Louisville (1/30/14)
	1.000	(8-8)	KILPATRICK, Sean at New Mexico (12/07/13)
	1.000	(8-8)	RUBLES, Titus vs Kennesaw St. (11/29/13)
	1.000	(8-8)	KILPATRICK, Sean vs NC State (11/12/13)
	1.000	(7-7)	RUBLES, Titus vs Temple (1/14/14)
	1.000	(6-6)	KILPATRICK, Sean vs USF (2/2/14)
	1.000	(6-6)	THOMAS, Shaquille vs Rutgers (1/11/14)
	1.000	(6-6)	KILPATRICK, Sean vs SMU (1/1/14)
	1.000	(6-6)	CAUPAIN, Troy vs USC Upstate (12/03/13)
	1.000	(4-4)	JACKSON, Justin vs Louisville (2/22/14)
	1.000	(4-4)	CAUPAIN, Troy vs Louisville (2/22/14)
	1.000	(4-4)	RUBLES, Titus at SMU (02/08/14)
	1.000	(4-4)	KILPATRICK, Sean vs UCF (1/23/14)
	1.000	(4-4)	THOMAS, Shaquille at USF (1/18/14)
	1.000	(4-4)	JACKSON, Justin at New Mexico (12/07/13)
	1.000	(4-4)	KILPATRICK, Sean vs USC Upstate (12/03/13)
	1.000	(4-4)	THOMAS, Shaquille vs Appalachian St. (11/16/13)

	1.000	(3-3)	RUBLES, Titus vs USF (2/2/14)
	1.000	(3-3)	SANDERS, Jermaine vs UCF (1/23/14)
	1.000	(3-3)	JOHNSON, Kevin vs Middle Tennessee (12/21/13)
	1.000	(3-3)	KILPATRICK, Sean vs Middle Tennessee (12/21/13)
	1.000	(3-3)	THOMAS, Shaquille vs Middle Tennessee (12/21/13)
	1.000	(3-3)	CAUPAIN, Troy vs Appalachian St. (11/16/13)
Rebounds	14		RUBLES, Titus vs Louisville (2/22/14)
	13		RUBLES, Titus at UConn (3/1/14)
	13		JACKSON, Justin vs Chicago State (12/23/13)
	13		SANDERS, Jermaine vs Chicago State (12/23/13)
Assists	9		CAUPAIN, Troy at Temple (01/26/14)
	7		KILPATRICK, Sean vs USC Upstate (12/03/13)
Steals	5		RUBLES, Titus at SMU (02/08/14)
	5		JACKSON, Justin vs SMU (1/1/14)
Blocked Shots	7		JACKSON, Justin vs UCF (1/23/14)
	7		JACKSON, Justin at Memphis (1/4/14)
Turnovers	7		KILPATRICK, Sean at UConn (3/1/14)
	6		JACKSON, Justin at SMU (02/08/14)
Fouls	5		RUBLES, Titus at UConn (3/1/14)
	5		JACKSON, Justin at SMU (02/08/14)
	5		THOMAS, Shaquille at Temple (01/26/14)
	5		JACKSON, Justin vs Temple (1/14/14)
	5		RUBLES, Titus at Houston (1/7/14)
	5		RUBLES, Titus vs SMU (1/1/14)
	5		LAWRENCE, Jermaine vs Middle Tennessee (12/21/13)
	5		RUBLES, Titus at New Mexico (12/07/13)
	5		LAWRENCE, Jermaine vs UMass Lowell (11/26/13)



2013-14 Cincinnati Basketball
Cincinnati Opponent High/Low Analysis (as of Mar 01, 2014)
All games



OPPONENT INDIVIDUAL GAME HIGHS

Points	33	PEPPER, Dalton at Temple (01/26/14)
	27	INGRAM, Jeremy vs North Carolina Centr (11/08/13)
	24	BAIRSTOW, Cameron at New Mexico (12/07/13)
	22	Petteway, Terran vs Nebraska (12/28/13)
	21	HARRELL, Montrezl vs Louisville (2/22/14)
	21	PEPPER, Dalton vs Temple (1/14/14)
Field Goals Made	10	PEPPER, Dalton at Temple (01/26/14)
	9	HARRELL, Montrezl at Louisville (1/30/14)
Field Goal Att.	21	PEPPER, Dalton at Temple (01/26/14)
	19	NAPIER, Shabazz vs UConn (2/6/14)
FG Pct (min 5 made)	.833 (5-6)	KNOWLES, Danrad vs Houston (2/15/14)
	.833 (5-6)	KOBANI, Mike vs Appalachian St. (11/16/13)
3-Point FG Made	8	PEPPER, Dalton at Temple (01/26/14)
	5	MORRIS, Brandon at Houston (1/7/14)
	5	Pippen, Quinton vs Chicago State (12/23/13)
	5	HAMMONDS, Kerry vs Middle Tennessee (12/21/13)
	5	RYAN, Andrew vs Campbell (11/20/13)
3-Point FG Att.	14	PEPPER, Dalton at Temple (01/26/14)
	12	NAPIER, Shabazz vs UConn (2/6/14)
3-Pt FG Pct (min 2 made)	1.000 (2-2)	FARR, James vs Xavier (12/14/13)
	.800 (4-5)	Petteway, Terran vs Nebraska (12/28/13)
Free Throws Made	11	INGRAM, Jeremy vs North Carolina Centr (11/08/13)
	10	BAIRSTOW, Cameron at New Mexico (12/07/13)
Free Throw Att.	16	INGRAM, Jeremy vs North Carolina Centr (11/08/13)
	12	HARRELL, Montrezl vs Louisville (2/22/14)
	12	JACK, Kadeem vs Rutgers (1/11/14)
FT Pct (min 3 made)	1.000 (7-7)	MOORE, Ben at SMU (02/08/14)
	1.000 (6-6)	RUSSELL, Nick at SMU (02/08/14)
	1.000 (6-6)	Petteway, Terran vs Nebraska (12/28/13)
	1.000 (6-6)	GLENN, Ricardo vs USC Upstate (12/03/13)
	1.000 (5-5)	PEPPER, Dalton at Temple (01/26/14)
	1.000 (4-4)	NOLAN, Phillip at UConn (3/1/14)
	1.000 (4-4)	McBRIDE, Justin at UCF (2/19/14)
	1.000 (4-4)	ROSE, L.J. vs Houston (2/15/14)
	1.000 (4-4)	NAPIER, Shabazz vs UConn (2/6/14)
	1.000 (4-4)	HANCOCK, Luke at Louisville (1/30/14)
	1.000 (4-4)	MACK, Myles vs Rutgers (1/11/14)
	1.000 (4-4)	KENNEDY, Markus vs SMU (1/1/14)
	1.000 (4-4)	MARTIN, Justin vs Xavier (12/14/13)
	1.000 (3-3)	CUNNINGHAM, Cannen at SMU (02/08/14)
	1.000 (3-3)	BROWN, Josh at Temple (01/26/14)
	1.000 (3-3)	Denard, Eddie vs Chicago State (12/23/13)
Rebounds	13	BAIRSTOW, Cameron at New Mexico (12/07/13)
	11	NAPIER, Shabazz at UConn (3/1/14)
	11	LEE, Anthony vs Temple (1/14/14)
	11	STAINBROOK, Matt vs Xavier (12/14/13)
Assists	6	HANCOCK, Luke at Louisville (1/30/14)
	6	SYKES, Isaiah vs UCF (1/23/14)
	6	HEATH, Josh at USF (1/18/14)
	6	BROWN, Josh vs Temple (1/14/14)
	6	WOMACK, Tione at Houston (1/7/14)
	6	RAY, Quinton vs Campbell (11/20/13)
Steals	4	BOATRIGHT, Ryan at UConn (3/1/14)

	4	STAINBROOK, Matt vs Xavier (12/14/13)
	4	CHAPMAN, Emanuel vs North Carolina Centr (11/08/13)
Blocked Shots	3	BRIMAH, Amida at UConn (3/1/14)
	3	MATHIANG, Mangok vs Louisville (2/22/14)
	3	BLAIR, Staphon at UCF (2/19/14)
	3	THOMAS, TaShawn at Houston (1/7/14)
	3	KENNEDY, Markus vs SMU (1/1/14)
	3	Parris Massey vs UMass Lowell (11/26/13)
Turnovers	8	DJ Mlachnik vs UMass Lowell (11/26/13)
	7	SYKES, Isaiah at UCF (2/19/14)
Fouls	5	MATHIANG, Mangok vs Louisville (2/22/14)
	5	HANCOCK, Luke vs Louisville (2/22/14)
	5	LEE, Anthony at Temple (01/26/14)
	5	BLAIR, Staphon vs UCF (1/23/14)
	5	JUDGE, Wally vs Rutgers (1/11/14)
	5	LEWIS, Greg vs Rutgers (1/11/14)
	5	ETOU, Junior vs Rutgers (1/11/14)
	5	JOHNSON, Geron at Memphis (1/4/14)
	5	Gallegos, Ray vs Nebraska (12/28/13)
	5	HUNTER, Neiko vs Middle Tennessee (12/21/13)
	5	CHRISTON, Semaj vs Xavier (12/14/13)
	5	FARR, James vs Xavier (12/14/13)
	5	BUCHANAN, Michael vs USC Upstate (12/03/13)
	5	Kerry Weldon vs UMass Lowell (11/26/13)
	5	COPELAND, Jay vs North Carolina Centr (11/08/13)
	5	INGRAM, Jeremy vs North Carolina Centr (11/08/13)
	5	PARKS, Jordan vs North Carolina Centr (11/08/13)