

2014 AMERICAN ATHLETIC CONFERENCE CHAMPIONS



CINCINNATI FOOTBALL

SEASON IN REVIEW

NIPPERT STADIUM



UC'S HOME SINCE: 1902 | STADIUM BUILT: 1915 | RE-OPENING: 2015



WELCOME HOME

The University of Cincinnati department of athletics started the \$86-million Nippert Stadium Renovation & Expansion Project in the winter of 2013. The privately funded construction is on schedule to be completed in August of 2015. Athletics is working in conjunction with the UC Office of Planning, Design and Construction, Heery International, the architect of record, Architecture Research Office (ARO), the design architect and Turner Construction Company, the construction manager.



THE NUTS & BOLTS

- » The expanded renovation focuses on both the east and west side of the stadium and will increase the stadium's capacity to approximately 40,000.
- » On the west side, a new 130-yard long, five-story press box structure will be built, adding suites, scholarship club seats and loge boxes/patio suites.
- » The west concourse will also be renovated, including concession stands and restrooms.
- » Changes on the east side include expanded concessions and restroom offerings, including the building of skywalks to connect the upper deck with the gameday plaza on O'Varsity Way.
- » With 112 seasons under its belt, Nippert Stadium is the venerable home of the University of Cincinnati football team and provides the Bearcats with one of the best home-field environments in college football.

#NIPPERT15



CINCINNATI FOOTBALL

UC SPORTS COMMUNICATIONS: RICHARD E. LINDNER CENTER // 2751 O'VARSITY WAY SUITE 860 CINCINNATI, OHIO 45221-0021 // GOBEARCATS.COM

2014 SCHEDULE/RESULTS (9-4, 7-1 AMERICAN)

DATE	OPPONENT	TIME (ET)	TV
Sept. 12	TOLEDO	W, 58-34	ESPNU
Sept. 20	MIAMI (OH)	W, 31-24	CBS SN
Sept. 27	at Ohio State	L, 50-28	BTN
Oct. 4	MEMPHIS *	L, 41-14	CBS SN
Oct. 11	at Miami (FL)	L, 55-34	FSO
Oct. 18	at SMU *	W, 41-3	CBS SN
Oct. 24	USF *	W, 34-17	ESPN2
Oct. 31	at Tulane *	W, 38-14	ESPN2
Nov. 13	EAST CAROLINA *	W, 54-46	ESPN2
Nov. 22	at UConn *	W, 41-0	CBS SN
Nov. 29	at Temple *	W, 14-0	ESPNNews
Dec. 6	HOUSTON *	W, 38-31	ESPN
Dec. 27	vs. Virginia Tech^	L, 33-17	ESPN

All times Eastern. Home games in **BOLD CAPS** and played at Paul Brown Stadium. * American Athletic Conference game. ^ Military Bowl.

TEAM AWARDS

C-Club Strothman Award	Tony Miliano
Newcomer of the Year	Mike Boone
Special Teams Player of the Year	Andrew Gantz
Most Valuable Receiver	Mekale McKay/Chris Moore
Most Valuable Linebacker	Nick Temple

Scout Team Players of the Year

Offense	Kyle Taubenheim
Defense	Chris Murphy

Jim Kelly Spirit Award

Offense	Munchie Legaux
Defense	Jerrell Jordan/Adrian Witty

Brig Owens Outstanding Back

Offense	Gunner Kiel/Rod Moore
Defense	Zach Edwards/Leviticus Payne/Howard Wilder

John Pease Outstanding Lineman

Offense	Eric Lefeld
Defense	Camaron Beard/Brad Harrah/Terrell Hartsfield

Claude Rost Most Valuable Player

Defense	Jeff Luc
Offense	Shaq Washington

ALL-AMERICAN ATHLETIC CONFERENCE

Parker Ehinger (OG)	First Team
Terrell Hartsfield (DL)	First Team
Eric Lefeld (OT)	First Team
Jeff Luc (LB)	First Team
Andrew Gantz (K)	Second Team
Gunner Kiel (QB)	Honorable Mention
Nick Temple (LB)	Honorable Mention

CINCINNATI SPORTS COMMUNICATIONS

RYAN KOSLEN Assoc. AD/Football Contact
Phone/Email: 513-497-3132/Ryan.Koslen@uc.edu

CORY HALL Sr. Director/Secondary Contact
Phone/Email: 515-419-1755/Cory.Hall@uc.edu



AMERICAN ATHLETIC CONFERENCE CHAMPIONS

WHAT A LONG STRANGE TRIP IT'S BEEN

» The University of Cincinnati football team finished out its 2014 campaign with a 9-4 record, an American Athletic Conference Championship and a matchup against Virginia Tech in the 2014 Military Bowl presented by Northrop Grumman, benefiting the USO, its eighth postseason appearance in nine seasons. The Bearcats rebounded from a 2-3 start and finished the regular season 9-3 on a seven-game winning streak with a share of the conference crown, UC's fifth league title in seven years and 14th all-time. Second-year Head Coach Tommy Tuberville is 18-8 with a league title and two bowl appearances in his first two seasons at UC. The Bearcats placed seven student-athletes on the all-conference team, including OL Eric Lefeld, UC's first three-time, first-team all-league selection since OL Jason Fabini (1995-97).

NOTEABLE NUGGETS

- » The UC football program, which dates to 1885 and is one of the 10 oldest in the FBS, played its 127th season in 2014.
- » UC won its fifth conference championship in seven years, joining Boise State as the only two NCAA FBS schools to achieve that feat. The Bearcats earned championships in 2008, 2009, 2010, 2012 and 14 while the Broncos won crowns in 2008, 2009, 2010, 2012 and 2014.
- » UC is one of seven FBS programs to win nine or more games in each of the last four years, joining Alabama, Clemson, Florida State, Nebraska, Northern Illinois and Oregon.
- » UC is the only FBS school to currently hold its football and men's basketball regular season title.

STATISTICAL LEADERS

PASSING

11 QB GUNNER KIEL
9-4 • 208 • So.-SQ • Columbus, Ind.

C	A	INT	YDS	TD
233	390	13	3254	31



Honorable Mention All-American Athletic Conference honoree ... finished 233-of-390 for 3,254 yards, 31TDs and 13 interceptions ... tied UC's single-season record for passing TDs with Ben Mauk (2007/31) ... first player in UC's 127-season history to throw for four or more TDs in three straight games (first four games of 2014).

RUSHING

27 RB MIKE BOONE
5-10 • 205 • Fr.-HS • Macclenny, Fla.

RSH	YDS	TD	LG	YPG
101	650	9	63	72.2



True freshman back was originally scheduled to redshirt in 2014 ... led the team in rushing with 650 yards and nine TDs in nine games ... averaged 6.4 yards per carry and had only five lost yards ... scored in seven-straight games (at SMU to vs. Houston) ... made his UC debut at Miami (Fla.) due to injuries to Tion Green and Hosey Williams.

RECEIVING

19 WR SHAQ WASHINGTON
5-9 • 174 • Jr.-2L • Maple Hts., Ohio

REC	YDS	TD	LG	YPG
66	761	4	40	58.5



Totaled 66 receptions for 761 yards and four TDs ... had three or more catches in each of UC's 13 games in 2014 ... caught a pass in 26-straight games ... his 150 career receptions sits fifth on UC's all-time list ... needs 55 catches in his senior season to top UC's career chart (204/Gilyard, Goodman & Vann).

SCORING

14 K ANDREW GANTZ
5-9 • 158 • Fr.-RS • Dayton, Ohio

FG	XP	PTS
16-20	52-24	100



Second-Team All-AAC selection ... semifinalist for the Groza Award ... 16-of-20 on field goals and 52-of-54 on PATs ... led the Bearcats with 100 points scored ... after missing a kick at Memphis, tallied 12-straight field goals, including a career-best 47-yard game winner vs. East Carolina ... fifth UC kicker to total 100 or more points in a season.

TACKLES

1 LB JEFF LUC
6-1 • 256 • Sr.-1L • Port St. Lucie, Fla.

UA	A	TOT	TFL	INT
65	69	134	10.0	0



First-Team All-American Athletic Conference selection ... a 13-game starter at middle linebacker ... totaled a team-high 134 tackles ... tied for the NCAA FBS lead both in forced fumbles (6) and recoveries (4) ... had seven double-digit tackles games and 6.5 sacks ... tallied a career-best 19 stops with 3.5 tackles for a loss and 1.5 sacks vs. Miami (Ohio).

SACKS

95 DE TERRELL HARTSFIELD
6-3 • 246 • Sr.-1L • Raleigh, N.C.

UA	A	TOT	TFL	SK
22	16	38	12.0	9.0



First-Team All-American Athletic Conference selection ... made 10 starts in 2014 en route to posting 38 tackles, 12.0 for a loss, 9.0 sacks, a forced fumble, three fumble recoveries, ranking in the Top-10 in the NCAA FBS, three QB hurries and a pass break up ... led the American Athletic Conference in sacks and ranked in the Top-25 in the FBS.



The UC football team will wear the decal pictured to the left on its helmets for the remainder of the 2014 season in memory of redshirt freshman RB Chamoda Kennedy-Palmore, who died tragically in a motorcycle accident on Sept. 25, 2014. Kennedy-Palmore, who was wearing a helmet and protective gear, was struck while driving his bike and died of his injuries.

2014 UNIVERSITY OF CINCINNATI FOOTBALL

GET CONNECTED:



GoBEARCATS.com
UCBearsFB.com



@GoBEARCATS
@BearsFB | @Tuberville



UniversityofCincinnatiBears

CINCINNATI QUICK FACTS

Location: Cincinnati, Ohio
Founded: 1819
Nickname: Bearcats
Colors: Red (PMS 186) & Black
Conference: American Athletic
Enrollment: 43,691
Stadium: Nippert Stadium (40,000)
Surface: UBU Speed Series S5-M
President: Dr. Santa Jeremy Ono, PhD
Faculty Representative: David M. Szymanski, PhD
Director of Athletics: Mike Bohn
Football SID: Ryan Koslen (513-497-3132/Ryan.Koslen@uc.edu)
Website: GoBEARCATS.com

FOOTBALL INFORMATION

Offensive Formation: Multiple
Defensive Formations: Multiple
Overall Record: 9-4
Conference Record: 7-1 (1st/American)
Ranking (AP/Coaches): RV/RV

HISTORY

First Year of Football: 1885
All-Time Record: 588-564-51
All-Time Bowl Record: 8-8
Last Bowl: 2014 Military
Last Bowl Opponent: Virginia Tech (L, 33-17)

HEAD COACH TOMMY TUBERVILLE



Tommy Tuberville, an 18-year head coaching veteran was named the 41st football head coach at the University of Cincinnati on Dec. 8, 2012. Tuberville, widely regarded as one of the top coaches and recruiters in the collegiate game, has an 18-8 record and two bowl appearances in two seasons at UC. He has led teams at four different schools to 14 bowl appearances, holding a 7-8 all-time record. UC finished the 2014 regular season with a 9-4 mark, winning a share of the American Athletic Conference Championship, its fifth conference title in seven years and 14th all time.

COACHING STAFF

Name (Alma Mater, Year)	Title
Tommy Tuberville (Southern Arkansas '76)	Head Coach
Robert Prunty (Alabama A&M '88)	Associate Head Coach/Co-DC/DL
Eddie Gran (Cal Lutheran '87)	Offensive Coordinator/RB
TBA	Defensive Coordinator/LB
Marc Nudelberg (Florida State '09)	Special Teams Coordinator/TE
Darin Hinshaw (UCF '93)	Passing Game Coordinator/QB
Steven Clinkscale (Ashland '00)	Cornerbacks
Darren Hiller (West Texas A&M '94)	Offensive Line
Jeff Koonz (Auburn, '04)	Safeties
Blake Rolan (Louisville '05)	Wide Receivers
Defensive GAs	Kenyon Blue, Luke Goodwin
Offensive GAs	Nick Grimes, Ryan Pugh
Quality Control Assts.	Brock Bandur (Def.), Jesse Smith (Off.)
Assistant to the Head Coach	Sherry Murray

2014 INDIVIDUAL LEADERS

RUSHING	GP	ATT	GAIN	LOSS	NET	AVG	TD	LONG	AVG/G
BOONE, Mike	9	101	655	5	650	6.4	9	63	72.2
MOORE, Rod	13	143	659	41	618	4.3	5	61	47.5
TOTALS	13	454	2301	266	2035	4.5	18	63	156.5

PASSING	G	EFFIC	CMP-ATT-INT	PCT	YDS	TD	LNG	AVG/G
KIEL, Gunner	13	149.39	233-390-13	59.7	3254	31	83	250.3
LEGAUX, Munchie	7	136.40	53-80-1	66.2	574	3	54	82.0
TOTALS	13	145.22	294-491-14	59.9	3947	35	83	303.6

RECEIVING	G	NO.	YDS	AVG	TD	LONG	AVG/G
WASHINGTON, Shaq	13	66	761	11.5	4	40	58.5
MORRISON, Max	13	45	458	10.2	4	45	35.2
MCKAY, Mekale	13	44	725	16.5	8	80	55.8
TOTALS	13	294	3947	13.4	35	83	303.6

FIELD GOALS	M-A	Pct	01-19	20-29	30-39	40-49	50+	Lg	Blk
GANTZ, Andrew	16-20	80.0	0-0	5-5	6-7	5-7	0-1	47	0

PUNTING	No.	Yds	Avg	Long	TB	FC	I20	50+	Blkd
GERACI, Sam	51	2007	39.4	60	5	13	15	7	0

DEFENSE	GP-GS	Solo	Ast	Total	TFL/Yds	Sck-Yards	Int-Yds	BrUp	QBH
LUC, Jeff	13-10	65	69	134	10.0-57	6.5-51	.	4	6
EDWARDS, Zach	13-13	67	54	121	3.5-6	.	2-14	6	.
TEMPLE, Nick	13-13	67	46	113	10.5-38	3.0-27	.	2	2
HARTSFIELD, Terrell	13-10	22	16	38	12.0-89	9.0-58	.	2	3

2014 NCAA TEAM RANKINGS

	RANK	VALUE
Total Offense	27	460.2
Rushing Offense	72	156.5
Passing Offense	13	303.6
Team Passing Efficiency	25	145.22
Scoring Offense	29	34.0
Total Defense	96	439.1
Rushing Defense	85	183.7
Passing Yards Allowed	97	255.4
Team Passing Efficiency Defense	91	134.69
Scoring Defense	T-68	27.2
Turnover Margin	T-53	0.15
3rd Down Conversion Pct	58	0.412
4th Down Conversion Pct	T-12	0.688
3rd Down Conversion Pct Defense	105	0.441
4th Down Conversion Pct Defense	T-29	0.412
Red Zone Offense	16	0.902
Red Zone Defense	9	0.731
Net Punting	91	35.89
Punt Returns	100	5.64
Kickoff Returns	96	19.61
First Downs Offense	24	310
First Downs Defense	98	287
Fewest Penalties Per Game	19	4.54
Fewest Penalty Yards Per Game	28	41.69
Time of Possession	96	28:42

2014 UNIVERSITY OF CINCINNATI FOOTBALL

GLANCING AT THE RECORD

	2014	STREAK	SINCE 2007
Overall	9-4	L1	75-29
Home	5-1	W3	40-10
Road/Neut.	4-3	L1	35-19
American	7-1	W7	42-16
American Home	2-1	W2	19-9
American Road	4-0	W7	22-7

AROUND THE AMERICAN ATHLETIC CONFERENCE

School	AMERICAN		OVERALL		
	Conf	CPct.	Overall	Pct.	Streak
Memphis *	7-1	0.875	10-3	0.769	W7
Cincinnati *	7-1	0.875	9-4	0.692	L1
UCF *	7-1	0.875	9-4	0.692	L1
East Carolina	5-3	0.625	8-5	0.615	L2
Houston	5-3	0.625	8-5	0.615	W1
Temple	4-4	0.500	6-6	0.500	W1
USF	3-5	0.375	4-8	0.333	L2
Tulane	2-6	0.250	3-9	0.250	L3
Tulsa	2-6	0.250	2-10	0.167	L3
UConn	1-7	0.125	2-10	0.167	L4
SMU	1-7	0.125	1-11	0.083	W1

* clinched share of conference championship

IN-SEASON AWARDS

AMERICAN OFFENSIVE PLAYER OF THE WEEK

- » Sept. 15 • Gunner Kiel, QB, Cincinnati
- » Sept. 29 • Chris Moore, WR, Cincinnati
- » Nov. 17 • Gunner Kiel, QB, Cincinnati

AMERICAN DEFENSIVE PLAYER OF THE WEEK

- » Nov. 24 • Jeff Luc, LB, Cincinnati
- » Dec. 1 • Nick Temple, LB, Cincinnati

AMERICAN SPECIAL TEAMS PLAYER OF THE WEEK

- » Sept. 15 • Sam Geraci, P, Cincinnati
- » Oct. 20 • Andrew Gantz, K, Cincinnati
- » Oct. 27 • Andrew Gantz, K, Cincinnati
- » Nov. 17 • Andrew Gantz, K, Cincinnati

CFPA NATIONAL PERFORMER OF WEEK

- » Sept. 15 • Gunner Kiel, QB, Cincinnati
- » Sept. 29 • Chris Moore, WR, Cincinnati

BLEACHERREPORT.COM OFFENSIVE PLAYER OF THE WEEK

- » Sept. 15 • Gunner Kiel, QB, Cincinnati

SENIOR SALUTE

- » UC honored 21 seniors prior to the Houston game.
- » The 2014 senior class includes: Camaron Beard, Tyreek Burwell, Michael Colosimo, Darren Doston, Jake Golic, Brad Harrah, Terrell Hartsfield, Cory Keebler, Jerrell Jordan, Eric Lefeld, Munchie Legaux, John Lloyd, Jeff Luc, Dominic Mainello, Tony Miliano, Rod Moore, Rob Rice, Kevin Schloemer, Kyle Taubenheim, Nick Temple and Howard Wilder.

INJURY UPDATE

- » Chad Banschbach (shoulder), Garrett Campbell (back), Clemente Casseus (elbow), Jeremy Graves (knee), Tion Green (sports hernia), John James (knee), Tshumbi Johnson (knee), Cory Keebler (knee), Alex Pace (knee), Rob Rice (knee), Hosey Williams (knee), Kyle Williamson (shoulder) and Adrian Witty (groin) are out for the 2014 season.

PAST, PRESENT AND FUTURE

- » The University of Cincinnati football team played its 127th season in 2014. The Bearcats' program dates to 1885 and is one of the 10 oldest in major college football.
- » UC has won a league title in five of the last seven seasons and played in a bowl game in eight of the last nine years.
- » UC played its 2014 home games at Paul Brown Stadium due to the \$86-million Nippert Stadium Renovation & Expansion Project and will return to Nippert in 2015, the 100th anniversary of original construction on the facility.
- » The Bearcats have won 83 games over the last nine years, the most among the current American Athletic Conference.
- » UC's .728 winning percentage since 2007 ranks among the Top-10 teams in the NCAA FBS.

PLAYING FOR CHAMPIONSHIPS

- » With its win over Houston, UC claimed a share of the American Athletic Conference Championship.
- » UC has won five conference championships in the last seven seasons and 14 league championships all time.
- » UC & Boise State are the only two NCAA FBS schools to achieve that feat.
- » The Bearcats earned championships in 2008, 2009, 2010, 2012 and 14 while the Broncos won crowns in 2008, 2009, 2010, 2012 and 2014.

BEARCATS +1 GAME PLEASE

- » UC became bowl eligible following its sixth win of the season, a 54-46 thriller over East Carolina.
- » UC played in its fourth straight bowl game and eighth in the last nine seasons.
- » The Bearcats hold an 8-8 mark all-time in postseason games and have played in the Liberty (2011), Belk (2012 & 13) and Military (2014) Bowls in the last three seasons.

MUNCHIE MAGIC ONCE AGAIN

- » QB Munchie Legaux was one of the top stories in college football this season as the senior completed a miraculous comeback from a devastating knee injury suffered in the second game of the 2013 season.
- » After making his initial appearance in the season opener against Toledo, Legaux led the Bearcats to three wins in relief of Gunner Kiel.
- » He had a 9-yard rushing TD against USF where he scampered up the middle, crossed the goal line, slid on his knees and was mobbed by his teammates.
- » Legaux threw three TD passes on Halloween night at Tulane and helped lead UC to a championship in the second half of the Houston game.

GOING STREAKING & TURNING A SEASON AROUND

- » Over the last seven games of the regular season, UC underwrote a renaissance of sorts, snapping a three-game losing streak and starting a seven-game winning streak with victories over SMU, USF, Tulane, East Carolina, UConn, Temple and Houston.
- » Compared to their first five games (-7.8), the Bearcats are +20.4 points per game, rushing for 201.4 yards per game (96.2), totaling 477.6 yards per game (430.0), forcing 17 turnovers and holding its opponents to 358.0 yards per game, almost 215.6 less per game than the first five.

SMALLER STORIES, BUT I'M SURE YOU'RE FOLLOWING

- » UC is one of seven FBS programs to have won nine or more games in each of the last four years, joining Alabama, Clemson, Florida State, Nebraska, Northern Illinois and Oregon.
- » UC is one of six NCAA FBS schools to play in four-straight bowl games as well as the last four NCAA Men's Basketball Tournaments along with Kansas State, Louisville, Michigan State, San Diego State and Wisconsin.
- » Cincinnati is the only FBS school holding league titles in both football and men's basketball.
- » UC closed its second season under coach Tommy Tuberville. The 18-year head coaching veteran led the Bearcats to a 9-4 mark and a Belk Bowl appearance in 2013 and a 9-3 regular-season mark, American Athletic Conference Championship and Military Bowl appearance in 2014.
- » After a three-game skid in Oct., UC ended the regular season on a seven-game winning streak with wins at SMU, vs. USF, at Tulane, vs. East Carolina, at UConn, at Temple and vs. Houston.
- » The Bearcats have won seven-straight American road games, dating back to a win at Memphis in 2013.
- » Eight of UC's 10 games in 2014 occurred at night with the Bearcats holding a 6-2 mark.

STATISTICALLY SPEAKING

- » The Bearcats averaged nearly three sacks per game (2.7) and were second in the American.
- » LB Jeff Luc tied for the NCAA FBS lead with six forced fumbles and four fumble recoveries.
- » Luc (134), S Zach Edwards (121) and LB Nick Temple (113) all surpassed the 100 tackle mark.
- » DE Terrell Hartsfield led the American with 9.0 sacks, more than quadrupling his 2013 number of 1.5. Hartsfield also had 12.0 tackles for a loss and three fumble recoveries.
- » QB Gunner Kiel threw a league leading 31 TD passes, tying UC's single-season record. He also led the American in passing efficiency (149.4) and is the fifth UC signal caller to throw for 3,000 or more yards in a season (3,254).
- » K Andrew Gantz was one of 20 semifinalists for the Groza Award and is 16-of-20 on the season.
- » RB Mike Boone scored nine rushing TDs in the final seven regular season games of 2014.

FOOTBALL PLACES SEVEN ON ALL-LEAGUE SQUAD

- » Seven UC student-athletes earned All-American Athletic Conference honors for the 2014 season.
- » OG Parker Ehinger, OT Eric Lefeld, DL Terrell Hartsfield and LB Jeff Luc were named first-team honorees.
- » K Andrew Gantz was a second-team pick and QB Gunner Kiel and LB Nick Temple were honorable mention selections.

LAST SEVEN GAMES (REG SEASON)

UC	OPP	STATISTIC	UC	OPP
371	16.7	Points Per Game	33.0	40.8
2014	117.4	Rushing YPG	96.2	271.2
276.1	240.6	Passing YPG	333.8	302.4
477.6	358.0	Total YPG	430.0	573.6
6.3	5.2	Total YPP	6.2	7.0
17	12	Turnovers Forced	6	7
70	33	Points Off TOs	35	35
31:51	28:09	Time of Poss.	24:15	35:45

UNDER CONSTRUCTION

- » Nippert Stadium is undergoing an \$86-million renovation that began in December 2013. The 98-year old facility will feature a new five-story west side pavilion with suites and patio and club seats as well as concourse, restroom and concession enhancements on both the west and east sides. The capacity will increase to 40,000. UC will play off site in 2014 at Paul Brown Stadium downtown and return to Nippert in 2015, the 100th anniversary of original construction on the stadium.



IRON BEARCATS

- » OL Eric Lefeld started his 42nd consecutive game against Houston, while OL Parker Ehinger started his 36th consecutive game, and LB Nick Temple started his 40th consecutive game.

RIP AND GRAB

- » LB Jeff Luc forced his sixth fumble of the year at Temple, which ties Scooby Wright from Arizona for the national lead.
- » Luc's forced fumbles and recoveries are the most for any UC player since at least 2001.

ROAD TRIPPING

- » UC is riding a seven-game road conference win streak, dating back to the 2013 game at Memphis, a 34-21 UC win.
- » UC's last conference road loss came at USF on Oct. 5, 2013, a 26-20 setback.

LOOKING FOR 200

- » Predicting football success is never a sure thing, but since 2007, a benchmark for UC's success has been hitting the 200-yard plateau in rushing.
- » The Bearcats are 28-1 when topping 200 yards rushing since 2007 with the lone loss coming in 2012 at Toledo.
- » UC has rushed for 200 or more yards in four games in 2014, all victories.

NOTING THE SHUTOUT

- » UC's shutout of UConn was its first since shutting out Miami (Ohio) on Sept. 21, 2013.
- » UConn was shut out at home for the first time since 1978 and it was the first shutout of the Huskies at Rentschler Field.

CLIMBING THE CHARTS

- » On the season, QB Gunner Kiel is 233-of-390 for 3,254 yards, 31 touchdowns and 13 interceptions.
- » He is the fifth UC QB to throw for 3,000 or more yards in a season and he ranks third on the single-season chart.
- » Kiel also tied with Ben Mauk for the single-season school record with 31 TD passes.

SINGLE-SEASON RECORD

Passing Yards

Rk	Yards	Player	Year
1.	3,543	Gino Guidugli	2002
2.	3,272	Greg Cook	1968
3.	3,254	<i>Gunner Kiel</i>	2014

ABOUT TIME

- » TE Jake Golic caught his first reception and touchdown of his career with 00:36 remaining in the second quarter at UConn.
- » The sixth year senior battled through injuries his entire career, spanning four years at Notre Dame and two at UC.

#SCOOP6SCORE

- » UC tallied four scores on fumble recoveries through 12 games by four different players.
- » S Carter Jacobs recovered his first career fumble at Miami (Fla.), scooping it up for a 27-yard TD late in the fourth quarter.
- » LB Nick Temple was next up, with a 27-yard fumble recovery for a TD of his own at SMU, LB Eric Wilson recovered a muffed punt for a score in the end zone at Tulane and DE Terrell Hartsfield also had a 27-yard fumble recovery for a TD on the final play of the East Carolina game.

TARGET PLAYER

- » WR Shaq Washington had a career-high 211 all-purpose yards against USF, including 12 receptions for a career-high 163 receiving yards.
- » Washington has had a reception in each of the last 26 games and at least three catches in the last 12 games.
- » He added a career-long punt return of 46 yards in the first quarter against the Bulls, which is also the longest for UC since Mardy Gilyard had a 53-yard return on Sept. 12, 2009 against Southeast Missouri State.
- » Washington's 12 reception game was a career high, the sixth 12-catch game in UC history and the first since Armon Binns did it against USF in 2010.
- » Washington's 145 career grabs is fifth on UC's career chart.

CAREER RECORDS

Receptions

Rk	Rec.	Player	Years
1.	204	Mardy Gilyard	2005; 2007-09
2.	204	Dominick Goodman	2005-08
	204	LaDaris Vann	1999-2002
4.	159	D.J. Woods	2008-11
5.	145	Shaq Washington	2010-

WITTY HOPING FOR A RETURN

- » CB Adrian Witty missed UC's final 12 games after suffering a groin injury in the season opener against Toledo.
- » Witty is UC's most experienced DB, having played cornerback, safety and nickel during his UC career.
- » In 41 career games, Witty has tallied 90 tackles, including 6.5 for a loss, three sacks, seven PBUs and an interception.
- » He will petition the NCAA for a medical hardship waiver.

WALK-ON PARTY

- » CB Grant Coleman is one of a number of current or former walk-ons contributing to the effort in 2014.
- » Chad Bansbach (RB), Bobby Brown (RB), Tyreek Burwell (OL), Clemente Casseus (LB), Andrew Gantz (K), Sam Geraci (P), Jake Golic (TE), Kevin Hyland (LB), EJ Junior (RB), John Lloyd (P), Dominic Mainello (OL), Will Steur (OL), Chad West (OL) and Kirk Willis (LS) and Eric Wilson (LB) have all seen action for the Bearcats.

BEARCATS IN THE NFL

With the 2014 NFL season ongoing, 18 former student-athletes dot active rosters. Three former UC coaches, John Harbaugh, Rex Ryan and Mike Tomlin, are now NFL head coaches. Six former student-athletes hold NFL coaching positions and 16 former coaches now dot the pro ranks.

NFL PLAYERS

NAME (Yrs. @ UC)	TEAM
Blake Annen (10-13)	Chicago
Connor Barwin (05-08)	Philadelphia
Armon Binns (07-10)	Kansas City (PS)
Brent Celek (03-06)	Philadelphia
Trent Cole (02-04)	Philadelphia
Sean Hooley (10-12)	St. Louis (PS)
Kevin Huber (07-08)	Cincinnati
John Hughes (08-11)	Cleveland
Jason Kelce (07-10)	Philadelphia
Travis Kelce (09, 11-12)	Kansas City
Jeff Linkenbach (06-09)	Kansas City
Ricardo Mathews (06-09)	San Diego
Adrien Robinson (08-11)	New York Giants
JK Schaffer (08-11)	Cincinnati (IR)
Kenbrell Thompson (11-12)	Oakland
Mike Windt (07-09)	San Diego
George Winn (08, 10-12)	Detroit
Derek Wolfe (08-11)	Denver

NFL HEAD COACHES

NAME (@ UC; COACH/PLAYER)	TEAM
John Harbaugh (89-96; c)	Baltimore
Rex Ryan (96-97; c)	New York Jets
Mike Tomlin (99-00; c)	Pittsburgh

NFL ASSISTANTS (Former Players)

Blue Adams (98-02; p)	Miami
Bill Davis (85-88; p)	Philadelphia
Sam Gaines (93-96; p)	Denver
Jordan Luallen (2011-13; p)	Washington (strength intern)
Chris Hewitt (93-96; p)	Baltimore
George Warhop (81-83; p & c)	Tampa Bay

NFL ASSISTANTS (Former Coaches)

Paul F. Boudreau (98-99; c)	St. Louis
Rick Christophel (83; c)	Arizona
Kevin Coyle (78-79; c)	Miami
Mark Duffner (77-80; c)	Miami
Paul Dunn (94-95; c)	Houston
Jeff Fitzgerald (85; c)	Indianapolis
Amos Jones (99-02; c)	Arizona
John Lovett (89-92, 13; c)	Philadelphia
Don Martindale (96-98; c)	Baltimore
Rick Minter (94-03; hc)	Philadelphia
Jerry Rosburg (92-95; c)	Baltimore
Dan Roushar (05-06; c)	New Orleans
Bill Sheridan (89-91; c)	Detroit
Mike Solari (81-82; c)	San Francisco
Craig Ver Steeg (90-93; c)	Baltimore
Larry Zierlein (97-00; c)	Arizona

» BY THE NUMBERS

26

- » WR Shaq Washington has had three or more receptions in each of UC's 13 games in 2014 and a reception in 26-straight games overall, dating to the 2013 opener against Purdue.

35

- » The Bearcats finished the Temple game with 255 yards of total offense, snapping a 35-game streak with 340 or more yards of total offense dating back to the 2011 opener.

20.3

- » WR Mekale McKay has averaged 20.3 yards per reception while at UC with 15 TDs. Twelve of the 15 scores have come on throws of 15 yards or more (40, 22, 15, 62, 24, 66, 34, 17, 27, 80, 55, 36).

2014 UNIVERSITY OF CINCINNATI FOOTBALL

ALL-WORLD NAMES

- » Cincinnati had five players named to the 2014 Athlon Sports CFB All-Name Team with QBs Gunner Kiel and Munchie Legaux, RB Hosey Williams, DE Silverberry Mouhon and SLB Leviticus Payne all earned spots on the squad.

C. MOORE PLEASE

- » WR Chris Moore had three receptions for 221 yards and three TDs against Ohio State, setting UC, AAC and NCAA FBS records with his 73.7 yards per catch average.
- » His YPC average broke the NCAA mark of 72.7, held by Terry Gallaher of ECU since Sept. 13, 1975. Gallaher had three receptions for 218 yards (82, 77, 59) against App. State.
- » He was named the CFPA's National Wide Receiver of the Week as well as the American Offensive Player of the Week.

GETTING CROWDED

- » UC and Miami drew an announced crowd of 41,926 at Paul Brown Stadium, which goes down as the largest in the 119-year history of the Battle for the Victory Bell.
- » UC's student section attendance of 10,333 was also a record, surpassing the mark of 8,880 set on Sept. 12 against Toledo.

WELCOME TO THE GUN-NER SHOW

- » QB Gunner Kiel had 15 touchdown passes through his first four collegiate games after his four-TD effort against Ohio State.
- » The redshirt sophomore threw for 418 yards and six TDs against Toledo, 271 and four TDs against Miami (Ohio) and 352 and four TDs at Ohio State.
- » He is the first player in UC's 127-season history to throw for four or more TDs in three straight games.
- » Only five UC QBs have thrown four or more TDs in multiple games:

UC QBs WITH MULTIPLE 4-TD GAMES

- » **Zach Collaros** (4 | '09 @ Syracuse/4; '10 at Louisville/5; vs. Rutgers/4; '11 vs. Austin Peay/4)
- » **Greg Cook** (2 | '68 at North Texas/4; vs. Ohio/4)
- » **Brendon Kay** (4 | '12 vs. Duke/4; '13 vs. NW State/4; vs. UConn/4; at Rutgers/4)
- » **Gunner Kiel** (4 | '14 vs. Toledo/6; vs. Miami (OH)/4; at Ohio State/4; vs. East Carolina/4)
- » **Gene Rossi** (2 | '50 vs. Xavier/4; '51 vs. Tulsa/4)

FOUNTAIN OF YOUTH

- » Sixteen true or redshirt freshmen have seen significant action for the Bearcats in 2014.
- » The list includes: RB Chad Banschbach, RB Mike Boone, RB Bobby Brown, DT Cortez Broughton, CB Aaron Brown, DT Chris Burton, TE Tyler Cogswell, OL Korey Cunningham, K Andrew Gantz, P Sam Geraci, S Carter Jacobs, OL Ryan Leahy, LB Kevin Mouhon, DT Alex Pace, CB Linden Stephens and DT Mark Wilson.

HIGH TECH EQUIPMENT

- » Cincinnati is one of a handful of teams to wear the cutting-edge Russell Athletic CarbonTek football shoulder pad system.
- » The Bearcats helped field test the system a year ago and over 20 student-athletes are wearing the pads in 2014.
- » The pads are a result of a collaboration between Russell Athletic and Boeing that uses excess carbon fiber from 787s.

NFL FAMILY TIES

- » Cincinnati boasts three players on the roster who had immediate family members play in the NFL.
 - » Jake Golic - Son of Mike, Houston, Philadelphia, Miami (1986-93); brother of Mike Jr., New Orleans (2014).
 - » EJ Junior IV - Son of EJ III, Arizona, Miami, Seattle, T.B. LB (1981-93).
 - » Max Morrison - Grandfather Joe, NY Giants (1959-72).
 - » Linden Stephens - Father Mac, Minn., NY Jets (1990-91).

TO A DEGREE

- » Eleven UC student-athletes have earned a bachelor's degree and are enrolled in postgraduate programs in 2014.
- » Jeremy Dollin (Virginia), Jake Golic (Notre Dame), Brad Harrah, Cory Keebler, Eric Lefeld, Munchie Legaux, John Lloyd, Jeff Luc, Tony Miliano, and Adrian Witty make up the group.
- » Four student-athletes, S Darren Doston, DE Jerrell Jordan, OL Kevin Schloemer and LB Nick Temple, received degrees at winter commencement in December.

HIGH RANKING

- » Since 2007, UC is in some elite company in the college football world, with the 10th-best winning percentage over the last seven seasons among FBS teams.

BEST RECORDS SINCE 2007

TEAM	W-L	PCT.
Boise State	91-15	85.8
Alabama	91-17	84.3
Oregon	89-17	84.0
Ohio State	87-18	82.9
Oklahoma	82-25	76.6
LSU	81-25	76.4
TCU	78-25	75.7
Florida St	81-27	75.0
USC	76-28	73.1
Cincinnati	75-29	72.1

CLOSING OUT THE BCS ERA

- » Looking back on the final seven seasons of the Bowl Championship Series era, UC ended up with four conference titles and six bowl appearances including a pair of BCS games.
- » UC sits atop the average BCS rankings for the American Athletic Conference schools over the final seven years of the BCS with an average finish of 29.3, over 20 places higher than other league schools.

- » The Bearcats average rank of 29.3 tops UCF (51.6) and Houston (52.4) while UC's No. 3 ranking in 2009 is the highest of any school in the reformed league.

AMERICAN BCS RANKINGS 2007-13

Team	13	12	11	10	09	08	07	AVG.
Cincinnati	29	34	27	78	3	12	22	29.3
UCF	15	43	89	25	56	103	30	51.6
Houston	47	91	19	81	26	67	36	52.4
Tulsa	100	33	40	33	92	35	40	53.3
ECU	52	43	81	64	32	32	70	53.4
UConn	103	80	78	26	44	49	25	57.9
USF	106	88	75	40	51	50	21	61.6
Temple	110	84	70	69	45	89	103	81.4
SMU	90	78	57	65	65	118	119	84.6
Memphis	104	101	115	114	112	96	86	104.0
Tulane	74	111	116	101	106	115	108	104.4

UC FAMILY TIES

- » This year's roster includes four Bearcats who followed in family footsteps to play for UC.

Brother Played at Cincinnati

- » Kevin Mouhon - Silverberry (DE, 2011-)
- » Silverberry Mouhon - Kevin (LB, 2014-)

Father Played at Cincinnati

- » Franklin Brusciannelli - Jack (LB, 1988-89)

Grandfather Played at Cincinnati

- » Max Morrison - Joe (RB, 1956-58)
- » Rob Rice - Doug (1962)

RECORD-SETTING DEBUT












- » QB Gunner Kiel's UC debut against Toledo on Sept. 12 was one for the record books. He completed 25 of 37 passes for 418 yards and six touchdowns, scattering the ball to nine different receivers. He set an American Athletic Conference record and tied a UC record with his six TD passes.
- » Kiel hit the most passing touchdowns (six) for a quarterback in his NCAA FBS debut, surpassing the previous mark held by Florida's John Reaves, who threw five against Houston on Sept. 20, 1969. Kiel had four TD passes in the first half to help the Bearcats build a 41-14 halftime lead and had two fourth-quarter touchdowns to put the game away after Toledo had closed to within seven.
- » He was named American Athletic Conference Player of the Week and the CFPA's National Player of the Week.

HAPPY BIRTHDAY BEARCATS

- » 2014 marks the 100th anniversary of UC's varsity teams using the Bearcats moniker.
- » The Bearcats nickname was born on Oct. 31, 1914 following a football game against Kentucky.
- » Cheerleader Norman "Pat" Lyon, building on the efforts of fullback Leonard K. "Teddy" Baehr, created a chant: "They may be Wildcats, but we have a Baehr-cat on our side."

THE NEW DANCE CARD

- » UC's 2015 slate will bring Alabama A&M, Miami (Fla.), UCF, UConn, Temple and Tulsa to a newly renovated Nippert Stadium with road contests on tap for BYU and Miami (Ohio) in non-league play and American Athletic Conference trips to East Carolina, Houston, Memphis and USF. Game dates and times will be announced as they become available.

2015 OPPONENTS	HOME						
	AWAY						

2014 UNIVERSITY OF CINCINNATI FOOTBALL

NUMERICAL ROSTER

No.	Name	Pos.	Ht.	Wt.	Cl.	Ex.	Hometown/High School/Last School
1	Jeff Luc *	LB	6-1	256	Sr.	1L	Port St. Lucie, Fla./Treasure Coast/Fla. St.
+ 2	Tyrell Gilbert	S	6-1	200	Fr.	HS	Cincinnati, Ohio/Princeton
+ 2	Mekale McKay	WR	6-6	195	Jr.	1L	Louisville, Ky./Moore/Arkansas
+ 3	Johnny Holton	WR	6-3	190	Jr.	JC	Miami, Fla./Coconut Grove/College of Dupage
+ 3	Howard Wilder	CB	5-11	180	Sr.	1L	Sea Pleasant, Md./Eleanor Roosevelt/Pierce CC
4	Munchie Legaux *	QB	6-5	200	Sr.	3L	New Orleans, La./Edna Karr
5	Mike Tyson	S	6-2	200	So.	1L	Norfolk, Va./Lake Taylor/Hargrave Military
6	Clemente Casseus ^ #	LB	6-1	227	Sr.	2L	Miami Fla./Everglades
+ 7	Aaron Brown *	CB	5-11	172	Fr.	RS	Miami, Fla./Northwestern
+ 7	Tion Green #	RB	6-0	220	Jr.	2L	Sanford, Fla./Lake Brantley
+ 8	Casey Gladney	WR	6-2	185	Jr.	JC	Columbia, S.C./Columbia/Copiah Lincoln CC
+ 8	Adrian Witty * #	CB	5-10	187	Sr.	3L	Deerfield Beach, Fla./Deerfield Beach
+ 9	Hayden Moore	QB	6-3	193	Fr.	HS	Clay, Ala./Clay-Chalkville
+ 9	Leviticus Payne	CB	5-10	192	Jr.	2L	Southfield, Mich./Southfield
+ 10	Darren Doston	S	6-2	195	Sr.	SQ	Daytona Beach, Fla./Seabreeze/Coll. of the Sequoias
+ 10	Jake Golic ^	TE	6-4	245	Sr.	TR	W. Hartford, Conn./NW Catholic/Notre Dame
+ 11	John James ^ * #	CB	5-11	175	Jr.	JC	Cleveland, Ohio/John Adams/Butler County CC
+ 11	Gunner Kiel *	QB	6-4	208	So.	SQ	Columbus, Ind./East/Notre Dame
+ 13	Grant Coleman ^	CB	6-0	176	So.	1L	Columbus, Ohio/Reynoldsburg
+ 13	Luke Wright ^	QB	6-4	210	Fr.	HS	Atlanta, Ga./Holy Innocents' Episcopal
+ 14	Tony Miliano *	K	6-2	195	Sr.	3L	North Bend, Ohio/Elder
+ 14	JJ Pinckney	CB	6-3	185	Fr.	HS	Sylvania, Ohio/Southview
15	Chris Moore *	WR	6-1	190	Jr.	2L	Tampa, Fla./Thomas Jefferson
+ 16	Michael Colosimo ^ *	QB	6-2	216	Sr.	SQ	Fort Mitchell, Ky./Beechwood
+ 16	Andrew Gantz ^ *	K	5-9	158	Fr.	RS	Dayton, Ohio/Centerville
17	Jeremy Graves #	S	6-2	190	Jr.	2L	Cleveland, Ohio/Maple Heights
18	Tyler Cogswell *	TE	6-4	248	Fr.	RS	Coral Springs, Fla./American Heritage
19	Shaq Washington *	WR	5-9	174	Jr.	2L	Maple Hts., Ohio/Maple Hts.
+ 20	Carter Jacobs	S	6-1	193	Fr.	HS	Fort Lauderdale, Fla./American Heritage
+ 20	Tshumbi Johnson * #	WR	5-11	175	Fr.	RS	Immokalee, Fla./Immokalee
+ 21	Rod Moore	RB	5-10	176	Sr.	1L	Bastrop, La./Bastrop/East Mississippi CC
+ 21	Davon Witherspoon	CB	6-3	200	Fr.	HS	Miami, Fla./McArthur
22	Zach Edwards	S	5-11	186	So.	1L	Middletown, Ohio/Middletown
+ 23	Hosey Williams #	RB	5-9	199	Sr.	1L	Miami, Fla./Southridge/ASA College
+ 23	Eric Wilson *	LB	6-2	225	So.	SQ	Redford, Mich./Thurston/Northwestern
24	John Lloyd ^ *	P	6-2	237	Sr.	1L	Cincinnati, Ohio/CHCA
+ 25	Rob Rice ^ * #	RB	5-10	182	Jr.	1L	Cincinnati, Ohio/McNicholas
+ 25	Alex Thomas	CB	6-1	185	Fr.	HS	Hollywood, Fla./Chaminade Madonna
+ 26	Bobby Brown ^	RB	6-0	200	Fr.	HS	Cincinnati, Ohio/Lakota East
+ 26	Sam Geraci ^ *	P	6-4	217	Fr.	RS	Cincinnati, Ohio/Moeller
+ 26	Trent Rogers ^	S	5-11	170	Fr.	HS	Cincinnati, Ohio/Lakota West
27	Mike Boone	RB	5-10	205	Fr.	HS	Macclenny, Fla./Baker County
29	Andre Jones *	S	6-1	197	So.	1L	Cincinnati, Ohio/Colerain
30	Chad Bansbach ^ * #	WR	5-9	185	Fr.	RS	Lawrenceburg, Ind./Lawrenceburg
31	Isaac Little ^	LB	6-3	205	Fr.	HS	Bluffton, Ohio/Bluffton
32	Linden Stephens	CB	6-0	185	Fr.	HS	Euclid, Ohio/Euclid/Fork Union Military
33	Kyle Taubenheim ^ *	RB	5-10	160	Sr.	SQ	Proctorville, Ohio/Fairland
34	Tyler Hill ^	LS	6-3	255	Fr.	HS	Buffalo, N.Y./St. Joseph Collegiate
35	John Manfreda ^	LB	6-0	200	Fr.	HS	Kettering, Ohio/Alter
38	Mason Antoun ^ *	LB	6-1	225	Jr.	SQ	Cincinnati, Ohio/Reading
38	Lindsay Crook *	FB	6-2	222	Fr.	RS	Gold Coast, Australia/Southport School
39	EJ Junior IV *	FB	6-0	222	So.	SQ	Middletown, Ohio/Middletown
40	Kevin Brown	LB	6-1	206	Jr.	2L	Indianapolis, Ind./Lawrence Central
41	Kevin Hyland ^ *	LB	6-2	230	Jr.	1L	Cincinnati, Ohio/Elder
43	Nick Temple	LB	5-10	224	Sr.	3L	Indianapolis, Ind./Warren Central
46	Daniel Nfodjo ^	LB	6-0	203	Fr.	HS	Grand Prairie, Texas/South Grand Prairie
47	Landon Brazile	DE	6-6	230	Fr.	HS	Dayton, Ohio/Thurgood Marshall
47	Jon Vincent ^ *	LS	6-2	210	Fr.	RS	Loveland, Ohio/Loveland

No.	Name	Pos.	Ht.	Wt.	Cl.	Ex.	Hometown/High School/Last School
48	Kevin Mouhon #	LB	6-2	225	Fr.	HS	Norcross, Ga./Norcross
50	Alex Pace * #	DT	6-2	295	So.	SQ	Cleveland, Ohio/Ginn Academy
51	Kimoni Fitz	DE	6-4	230	Fr.	HS	Ringgold, Va./Dan River
+ 52	Chandler Marston ^	OL	6-4	275	Fr.	HS	Cincinnati, Ohio/Oak Hills
+ 52	Keith Minor	DT	6-5	250	Fr.	HS	Tyler, Texas/Chapel Hill
53	Franklin Bruscianelli ^ *	LB	6-0	221	So.	SQ	Woodridge, Ill./Montini Catholic
+ 54	Ja'Merez Bowen	DT	6-4	270	Fr.	HS	Cleveland, Ohio/Shaker Heights
+ 54	Luke Callahan	OL	6-5	278	Fr.	HS	Powell, Ohio/Olentangy Liberty
56	Dominic Mainello *	OL	6-3	293	Sr.	1L	Fort Mitchell, Ky./Beechwood
56	Mark Wilson *	DE	6-3	225	Fr.	RS	Hampton, Va./Phoebus
58	Chad West *	OL	6-6	262	Jr.	1L	Perry, Ohio/Perry
57	Trevor Ginn ^	LB	6-0	205	Fr.	RS	Cincinnati, Ohio/Elder
+ 59	Deyshawn Bond *	OL	6-2	298	So.	1L	Indianapolis, Ind./Warren Central
+ 59	Beau Harmon ^	DL	6-3	255	Fr.	RS	Bellefontaine, Ohio/Ben Logan
61	Kirk Willis ^ *	LS	6-2	235	Jr.	2L	Granville, Ohio/Granville
62	Cory Keebler #	OL	6-7	300	Sr.	3L	Liberty Township, Ohio/Lakota East
63	Chris Ferguson	OL	6-4	275	Fr.	HS	Nassau, Bahamas/Lake Nona
64	Will Steur ^ *	OL	6-4	303	Fr.	RS	Cincinnati, Ohio/Madeira
65	Tyreek Burwell ^ *	OL	6-5	295	Sr.	SQ	Huntington Str., NY./Walt Whitman/SUNY Cortland
66	David Niehaus ^ *	OL	6-1	288	Fr.	RS	Cincinnati, Ohio/Colerain
67	Kyle Williamson * #	OL	6-5	281	Fr.	RS	Madiera, Ohio/Madiera
68	Jeff Duncan ^	OL	6-6	270	Fr.	HS	Kettering, Ohio/Fairmont
70	Brandon Mitchell *	DT	6-2	290	Jr.	1L	Cincinnati, Ohio/Withrow
71	Eric Lefeld *	OL	6-6	310	Sr.	3L	Coldwater, Ohio/Coldwater
72	Garrett Campbell ^ * #	OL	6-5	308	Fr.	RS	Cincinnati, Ohio/St. Xavier
73	Ryan Leahy *	OL	6-6	295	So.	1L	Cincinnati, Ohio/LaSalle
74	Justin Murray *	OL	6-5	295	Jr.	1L	Cincinnati, Ohio/Sycamore
75	Kevin Schloemer *	OL	6-7	315	Sr.	2L	Liberty Township, Ohio/Lakota West
76	Korey Cunningham *	OL	6-5	295	Fr.	RS	Montevallo, Ala./Montevallo
77	John Kurtz	OL	6-5	258	Fr.	HS	Louisville, Ky./St. Xavier
78	Parker Ehinger *	OL	6-7	315	Jr.	2L	Rockford, Mich./Rockford
79	Ryan Stout	OL	6-5	265	Fr.	HS	Sylvania, Ohio/Southview
80	Alex Chisum *	WR	6-3	195	Jr.	2L	Fayetteville, Ga./Sandy Creek
81	DJ Dowdy *	TE	6-4	241	So.	1L	Akron, Ohio/North
82	Max Morrison *	WR	6-1	173	Jr.	2L	Kenton, Ohio/Kenton
83	Tyson Holden ^	WR	5-10	160	Fr.	HS	Gahanna, Ohio/Lincoln
84	Nate Cole *	WR	6-1	193	So.	1L	Memphis, Tenn./Mitchell
85	Jeremy Dollin ^ #	TE	6-4	245	Sr.	TR	Cincinnati, Ohio/Indian Hill/Virginia
+ 86	Brandon Hergott ^	WR	6-1	190	Fr.	HS	Fort Thomas, Ky./Highlands
+ 86	Tyler Lyon ^	DL	6-3	200	Fr.	HS	Newport, Ky./Newport Catholic
87	Justin Sawmiller ^	WR	6-1	185	Fr.	HS	Kenton, Ohio/Kenton
89	Jake Elfers ^	TE	6-5	225	Fr.	HS	Cincinnati, Ohio/Loveland
90	Camaron Beard *	DE	6-5	290	Sr.	3L	Indianapolis, Ind./Cathedral
91	Hakeem Allonce	DT	6-5	290	Jr.	JC	Brooklyn, N.Y./Eleanor Roosevelt/Pierce CC
92	Silverberry Mouhon *	DE	6-4	257	Jr.	2L	Norcross, Ga./Norcross
93	Brad Harrah *	DE	6-5	258	Sr.	2L	Marion, Ohio/Marion Pleasant
94	Chris Burton *	DT	6-3	272	Fr.	RS	Danville, Va./George Washington
95	Terrell Hartsfield	DE	6-3	246	Sr.	1L	Raleigh, N.C./Rolesville/Copiah-Lincoln CC
96	Cortez Broughton	DT	6-3	280	Fr.	HS	Warner Robins, Ga./Veterans
97	Sione Tongamoa	DT	6-1	290	Jr.	JC	N. Hollywood, Calif./Polytechnic/Merced College
99	Jerrell Jordan	DE	6-3	250	Sr.	1L	Altavista, Va./Altavista/Copiah-Lincoln CC

+ - Double Number; ^ - Walk-On; * - Has utilized redshirt year; # - Injured; % - Not eligible due to NCAA transfer regulations.

2014 UNIVERSITY OF CINCINNATI FOOTBALL

ALPHABETICAL ROSTER

No.	Name	Pos.	Ht.	Wt.	Cl.	Ex.	Hometown/High School/Last School
91	Hakeem Allonce	DT	6-5	315	Jr.	JC	Brooklyn, N.Y./Eleanor Roosevelt/Pierce CC
38	Mason Antoun ^ *	LB	6-1	225	Jr.	SQ	Cincinnati, Ohio/Reading
30	Chad Banschbach ^ * #	WR	5-9	185	Fr.	RS	Lawrenceburg, Ind./Lawrenceburg
90	Camaron Beard *	DE	6-5	290	Sr.	3L	Indianapolis, Ind./Cathedral
+ 59	Deyshawyn Bond *	OL	6-2	298	So.	1L	Indianapolis, Ind./Warren Central
27	Mike Boone	RB	5-10	205	Fr.	HS	Macclenny, Fla./Baker County
96	Cortez Broughton	DT	6-3	290	Fr.	HS	Warner Robins, Ga./Veterans
+ 54	Ja'Merez Bowen	DT	6-4	330	Fr.	HS	Cleveland, Ohio/Shaker Heights
47	Landon Brazile	DE	6-6	230	Fr.	HS	Dayton, Ohio/Thurgood Marshall
+ 7	Aaron Brown *	CB	5-11	172	Fr.	RS	Miami, Fla./Northwestern
+ 26	Bobby Brown ^	RB	6-0	215	Fr.	HS	Cincinnati, Ohio/Lakota East
40	Kevin Brown	LB	6-1	206	Jr.	2L	Indianapolis, Ind./Lawrence Central
53	Franklin Brusciannelli ^ *	LB	6-0	221	So.	SQ	Woodridge, Ill./Montini Catholic
94	Chris Burton *	DT	6-3	285	Fr.	RS	Danville, Va./George Washington
65	Tyreek Burwell ^ *	OL	6-5	295	Sr.	SQ	Huntington Str., N.Y./Walt Whitman/SUNY Cortland
+ 54	Luke Callahan	OL	6-5	278	Fr.	HS	Powell, Ohio/Olentangy Liberty
72	Garrett Campbell ^ * #	OL	6-5	308	Fr.	RS	Cincinnati, Ohio/St. Xavier
6	Clemente Casseus ^ #	LB	6-1	227	Sr.	2L	Miami Fla./Everglades
80	Alex Chisum *	WR	6-3	195	Jr.	2L	Fayetteville, Ga./Sandy Creek
18	Tyler Cogswell *	TE	6-4	248	Fr.	RS	Coral Springs, Fla./American Heritage
84	Nate Cole *	WR	6-1	193	So.	1L	Memphis, Tenn./Mitchell
+ 13	Grant Coleman ^	CB	6-0	176	So.	1L	Columbus, Ohio/Reynoldsburg
+ 16	Michael Colosimo ^ *	QB	6-2	216	Sr.	SQ	Fort Mitchell, Ky./Beechwood
38	Lindsay Crook *	FB	6-2	225	Fr.	RS	Gold Coast, Australia/Southport School
76	Korey Cunningham *	OL	6-5	295	Fr.	RS	Montevallo, Ala./Montevallo
85	Jeremy Dollin ^ #	TE	6-4	245	Sr.	TR	Cincinnati, Ohio/Indian Hill/Virginia
+ 10	Darren Doston	S	6-2	195	Sr.	SQ	Daytona Beach, Fla./Seabreeze/Coll. of the Sequoias
81	DJ Dowdy *	TE	6-4	241	So.	1L	Akron, Ohio/North
68	Jeff Duncan ^	OL	6-6	270	Fr.	HS	Kettering, Ohio/Fairmont
22	Zach Edwards	S	5-11	186	So.	1L	Middletown, Ohio/Middletown
78	Parker Ehinger *	OL	6-7	315	Jr.	2L	Rockford, Mich./Rockford
89	Jake Elfers ^	TE	6-5	225	Fr.	HS	Cincinnati, Ohio/Loveland
63	Chris Ferguson	OL	6-4	275	Fr.	HS	Nassau, Bahamas/Lake Nona
51	Kimoni Fitz	DE	6-4	245	Fr.	HS	Ringgold, Va./Dan River
+ 16	Andrew Gantz ^ *	K	5-9	158	Fr.	RS	Dayton, Ohio/Centerville
+ 26	Sam Geraci ^ *	P	6-4	217	Fr.	RS	Cincinnati, Ohio/Moeller
+ 2	Tyrell Gilbert	S	6-1	200	Fr.	HS	Cincinnati, Ohio/Princeton
57	Trevor Ginn ^	LB	6-0	205	Fr.	RS	Cincinnati, Ohio/Elder
+ 8	Casey Gladney	WR	6-2	185	Jr.	JC	Columbia, S.C./Columbia/Copiah Lincoln CC
+ 10	Jake Golic ^	TE	6-4	245	Sr.	TR	W. Hartford, Conn./NW Catholic/Notre Dame
17	Jeremy Graves #	S	6-2	190	Jr.	2L	Cleveland, Ohio/Maple Heights
+ 7	Tion Green #	RB	6-0	220	Jr.	2L	Sanford, Fla./Lake Brantley
+ 59	Beau Harmon ^	DL	6-3	255	Fr.	RS	Bellefontaine, Ohio/Ben Logan
93	Brad Harrah *	DE	6-5	258	Sr.	2L	Marion, Ohio/Marion Pleasant
95	Terrell Hartsfield	DE	6-3	246	Sr.	1L	Raleigh, N.C./Rolesville/Copiah-Lincoln CC
+ 86	Brandon Hergott ^	WR	6-1	190	Fr.	HS	Fort Thomas, Ky./Highlands
34	Tyler Hill ^	LS	6-3	255	Fr.	HS	Buffalo, N.Y./St. Joseph Collegiate
83	Tyshon Holden ^	WR	5-10	160	Fr.	HS	Gahanna, Ohio/Lincoln
+ 3	Johnny Holton	WR	6-3	190	Jr.	JC	Miami, Fla./Coconut Grove/College of Dupage
41	Kevin Hyland ^ *	LB	6-2	230	Jr.	1L	Cincinnati, Ohio/Elder
+ 20	Carter Jacobs	S	6-1	193	Fr.	HS	Fort Lauderdale, Fla./American Heritage
+ 11	John James ^ * #	CB	5-11	175	Jr.	JC	Cleveland, Ohio/John Adams/Butler County CC
+ 20	Tshumbi Johnson * #	WR	5-11	175	Fr.	RS	Immokalee, Fla./Immokalee
29	Andre Jones *	S	6-1	197	So.	1L	Cincinnati, Ohio/Colerain
99	Jerrell Jordan	DE	6-3	250	Sr.	1L	Altavista, Va./Altavista/Copiah-Lincoln CC
39	EJ Junior IV *	FB	6-0	222	So.	SQ	Middletown, Ohio/Middletown
62	Cory Keebler #	OL	6-7	300	Sr.	3L	Liberty Township, Ohio/Lakota East
+ 11	Gunner Kiel *	QB	6-4	208	So.	SQ	Columbus, Ind./East/Notre Dame
77	John Kurtz	OL	6-5	258	Fr.	HS	Louisville, Ky./St. Xavier
73	Ryan Leahy *	OL	6-6	295	So.	1L	Cincinnati, Ohio/LaSalle
71	Eric Lefeld *	OL	6-6	310	Sr.	3L	Coldwater, Ohio/Coldwater
4	Munchie Legaux *	QB	6-5	200	Sr.	3L	New Orleans, La./Edna Karr
31	Isaac Little ^	LB	6-3	230	Fr.	HS	Bluffton, Ohio/Bluffton
24	John Lloyd ^ *	P	6-2	237	Sr.	1L	Cincinnati, Ohio/CHCA
1	Jeff Luc *	LB	6-1	256	Sr.	1L	Port St. Lucie, Fla./Treasure Coast/Fla. St.
+ 86	Tyler Lyon ^	DL	6-3	200	Fr.	HS	Newport, Ky./Newport Catholic
56	Dominic Mainello *	OL	6-3	293	Sr.	1L	Fort Mitchell, Ky./Beechwood
35	John Manfreda ^	LB	6-0	200	Fr.	HS	Kettering, Ohio/Alter
+ 52	Chandler Marston ^	OL	6-4	275	Fr.	HS	Cincinnati, Ohio/Oak Hills
+ 2	Mekale McKay	WR	6-6	195	Jr.	1L	Louisville, Ky./Moore/Arkansas
+ 14	Tony Miliano *	K	6-2	195	Sr.	3L	North Bend, Ohio/Elder
+ 52	Keith Minor	DT	6-5	260	Fr.	HS	Tyler, Texas/Chapel Hill
70	Brandon Mitchell *	DT	6-2	290	Jr.	1L	Cincinnati, Ohio/Withrow
15	Chris Moore *	WR	6-1	190	Jr.	2L	Tampa, Fla./Thomas Jefferson
+ 9	Hayden Moore	QB	6-3	193	Fr.	HS	Clay, Ala./Clay-Chalkville
+ 21	Rod Moore	RB	5-10	176	Sr.	1L	Bastrop, La./Bastrop/East Mississippi CC
82	Max Morrison *	WR	6-1	173	Jr.	2L	Kenton, Ohio/Kenton
48	Kevin Mouhon #	LB	6-2	240	Fr.	HS	Norcross, Ga./Norcross
92	Silverberry Mouhon *	DE	6-4	257	Jr.	2L	Norcross, Ga./Norcross
74	Justin Murray *	OL	6-5	295	Jr.	1L	Cincinnati, Ohio/Sycamore
46	Daniel Nfodjo ^	LB	6-0	203	Fr.	HS	Grand Prairie, Texas/South Grand Prairie
66	David Niehaus ^ *	OL	6-1	288	Fr.	RS	Cincinnati, Ohio/Colerain
50	Alex Pace * #	DT	6-2	295	So.	SQ	Cleveland, Ohio/Ginn Academy
+ 9	Leviticus Payne	CB	5-10	192	Jr.	2L	Southfield, Mich./Southfield
+ 14	JJ Pinckney	CB	6-3	190	Fr.	HS	Sylvania, Ohio/Southview
+ 25	Rob Rice ^ * #	RB	5-10	182	Jr.	1L	Cincinnati, Ohio/McNicholas
+ 26	Trent Rogers ^	S	5-11	170	Fr.	HS	Cincinnati, Ohio/Lakota West
87	Justin Sawmiller ^	WR	6-1	185	Fr.	HS	Kenton, Ohio/Kenton
75	Kevin Schloemer *	OL	6-7	315	Sr.	2L	Liberty Township, Ohio/Lakota West
32	Linden Stephens	CB	6-0	185	Fr.	HS	Euclid, Ohio/Euclid/Fork Union Military
64	Will Steur ^ *	OL	6-4	303	Fr.	RS	Cincinnati, Ohio/Madeira
79	Ryan Stout	OL	6-5	265	Fr.	HS	Sylvania, Ohio/Southview
33	Kyle Taubenheim ^ *	RB	5-10	160	Sr.	SQ	Proctorville, Ohio/Fairland
43	Nick Temple	LB	5-10	224	Sr.	3L	Indianapolis, Ind./Warren Central
+ 25	Alex Thomas	CB	6-1	185	Fr.	HS	Hollywood, Fla./Chaminade Madonna
97	Sione Tongamoa	DT	6-1	290	Jr.	JC	N. Hollywood, Calif./Polytechnic/Merced College
5	Mike Tyson	S	6-2	200	So.	1L	Norfolk, Va./Lake Taylor/Hargrave Military
47	Jon Vincent ^ *	LS	6-2	210	Fr.	RS	Loveland, Ohio/Loveland
19	Shaq Washington *	WR	5-9	174	Jr.	2L	Maple Hts., Ohio/Maple Hts.
58	Chad West *	OL	6-6	262	Jr.	1L	Perry, Ohio/Perry
+ 3	Howard Wilder	CB	5-11	180	Sr.	1L	Sea Pleasant, Md./Eleanor Roosevelt/Pierce CC
+ 23	Hosey Williams #	RB	5-9	199	Sr.	1L	Miami, Fla./Southridge/ASA College
67	Kyle Williamson * #	OL	6-5	281	Fr.	RS	Madiera, Ohio/Madiera
61	Kirk Willis ^ *	LS	6-2	235	Jr.	2L	Granville, Ohio/Granville
+ 23	Eric Wilson *	LB	6-2	225	So.	SQ	Redford, Mich./Thurston/Northwestern
56	Mark Wilson *	DE	6-3	235	Fr.	RS	Hampton, Va./Phoebus
+ 21	Davon Witherspoon	CB	6-3	205	Fr.	HS	Miami, Fla./McArthur
+ 8	Adrian Witty * #	CB	5-10	187	Sr.	3L	Deerfield Beach, Fla./Deerfield Beach
+ 13	Luke Wright ^	QB	6-4	210	Fr.	HS	Atlanta, Ga./Holy Innocents' Episcopal

-- Double Number; ^- Walk-On; *- Has utilized redshirt year; # - Injured; %- Not eligible due to NCAA transfer regulations.

2014 UNIVERSITY OF CINCINNATI FOOTBALL

DEPTH CHART

OFFENSE							DEFENSE							NUMERICAL ROSTER						
LT	71	Eric Lefeld	6-6	310	Sr.	3L	DE	92	Silverberry Mouhon	6-4	252	Jr.	2L	1	Jeff Luc	LB				
	76	Korey Cunningham	6-5	254	Fr.	RS		99	Jerrell Jordan	6-3	250	Sr.	1L	2	Tyrell Gilbert	S				
LG	65	Tyreek Burwell	6-5	295	Sr.	SQ	DT	93	Brad Harrah	6-5	258	Sr.	2L	2	Mekale McKay	WR				
	73	Ryan Leahy	6-6	295	So.	1L -or-		70	Brandon Mitchell	6-2	290	Jr.	1L	3	Johnny Holton	WR				
C	59	Deyshawn Bond	6-2	298	So.	1L	DT	90	Camaron Beard	6-5	290	Sr.	3L	3	Howard Wilder	CB				
	56	Dominic Mainello	6-3	293	Sr.	1L		94	Chris Burton	6-3	272	Fr.	RS	4	Munchie Legaux	QB				
RG	78	Parker Ehinger	6-7	315	Jr.	2L	DE	95	Terrell Hartsfield	6-3	246	Sr.	1L	5	Mike Tyson	S				
	75	Kevin Schloemer	6-7	315	Sr.	2L		56	Mark Wilson	6-3	225	Fr.	RS	6	Clemente Casseus	LB				
RT	74	Justin Murray	6-5	295	Jr.	1L	WLB	43	Nick Temple	5-10	220	Sr.	3L	8	Casey Gladney	WR				
	58	Chad West	6-6	262	Jr.	1L		23	Eric Wilson	6-2	225	So.	SQ	8	Adrian Witty	CB				
TE	81	DJ Dowdy	6-4	241	So.	1L	MLB	1	Jeff Luc	6-1	260	Sr.	1L	9	Leviticus Payne	CB				
	10	Jake Golic	6-4	245	Sr.	TR		41	Kevin Hyland	6-2	230	Jr.	1L	14	Tony Milliano	K				
WR	2	Mekale McKay	6-6	195	Jr.	1L	SLB	9	Leviticus Payne	5-10	192	Jr.	2L	15	Chris Moore	WR				
	80	Alex Chisum	6-3	195	Jr.	2L		40	Kevin Brown	6-1	206	Jr.	2L	16	Michael Colosimo	QB				
WR	82	Max Morrison	6-1	173	Jr.	2L	CB	13	Grant Coleman	6-0	176	So.	1L	16	Andrew Gantz	K				
	84	Nate Cole	6-1	193	So.	1L		7	Aaron Brown	5-11	172	Fr.	RS	18	Tyler Cogswell	TE				
WR	19	Shaq Washington	5-9	174	Jr.	2L	S	29	Andre Jones	6-1	197	So.	1L	19	Shaq Washington	WR				
	8	Casey Gladney	6-2	185	Jr.	JC		5	Mike Tyson	6-2	200	So.	1L	20	Carter Jacobs	S				
WR	15	Chris Moore	6-1	190	Jr.	2L	S	22	Zach Edwards	5-11	186	So.	1L	21	Rod Moore	RB				
	3	Johnny Holton	6-3	190	Jr.	JC		20	Carter Jacobs	6-1	193	Fr.	HS	22	Zach Edwards	S				
QB	11	Gunner Kiel	6-4	208	So.	SQ	CB	3	Howard Wilder	5-11	180	Sr.	1L	23	Hosey Williams	RB				
	4	Munchie Legaux	6-5	200	Sr.	3L		32	Linden Stephens	6-0	185	Fr.	HS	23	Eric Wilson	LB				
RB	21	Rod Moore	5-10	176	Sr.	1L								24	John Lloyd	P				
	27	Mike Boone	5-10	205	Fr.	HS								26	Sam Geraci	P				
						27								Mike Boone	RB					
						29								Andre Jones	S					
						32								Linden Stephens	CB					
						37								Lindsay Crook	FB					
						38								Mason Antoun	LB					
						39								EJ Junior IV	FB					
						40								Kevin Brown	LB					
						41								Kevin Hyland	LB					
						43	Nick Temple	LB												
						48	Kevin Mouhon	LB												
						50	Alex Pace	DT												
						53	Franklin Bruscianelli	LB												
						55	Marcus Tappan	LB												
						56	Dominic Mainello	OL												
						56	Mark Wilson	DE												
						58	Chad West	OL												
						59	Deyshawn Bond	OL												
						61	Kirk Willis	LS												
						65	Tyreek Burwell	OL												
						70	Brandon Mitchell	DT												
						71	Eric Lefeld	OL												
						73	Ryan Leahy	OL												
						74	Justin Murray	OL												
						75	Kevin Schloemer	OL												
						76	Korey Cunningham	OL												
						78	Parker Ehinger	OL												
						80	Alex Chisum	WR												
						81	DJ Dowdy	TE												
						82	Max Morrison	WR												
						84	Nate Cole	WR												
						85	Jeremy Dollin	TE												
						90	Camaron Beard	DE												
						92	Silverberry Mouhon	DE												
						93	Brad Harrah	DE												
						94	Chris Burton	DT												
						95	Terrell Hartsfield	DE												
						96	Cortez Broughton	DT												
						99	Jerrell Jordan	DE												
SPECIAL TEAMS																				
LS	61	Kirk Willis	6-2	231	Jr.	2L	P	26	Sam Geraci	6-2	212	Fr.	RS	-or-						
	47	Jon Vincent	6-2	210	Fr.	RS		24	John Lloyd	6-2	237	Sr.	1L							
H	26	Sam Geraci	6-2	212	Fr.	RS	KR	3	Johnny Holton	6-3	190	Jr.	JC	-or-						
	24	John Lloyd	6-2	237	Sr.	1L		8	Casey Gladney	6-2	185	Jr.	JC							
PK	16	Andrew Gantz	5-9	158	Fr.	RS	PR	19	Shaq Washington	5-9	174	Jr.	2L	-or-						
	14	Tony Miliano	6-2	186	Sr.	3L		8	Casey Gladney	6-2	185	Jr.	JC							
PRO-NUN-SEE-A-SHUNS																				
Hakeem Allonce						ha-keem ah-lohnce		Gunner Kiel						keel						
Chad Banschbach						bonch-bock		Eric Lefeld						LAY-feld						
Ja'Marez Bowen						juh-mah-rez		Munchie Legaux						lay-GO						
Landon Brazille						BRA-zeel		Jeff Luc						Luke (like Skywalker)						
Cortez Broughton						bruh-ton		Domenic Mainello						muh-nell-oh						
Franklin Bruscianelli						brew-she-uh-nelly		Mekale McKay						muh-KALE muh-KAY						
Clemente Casseus						cluh-MEN-tay CASS-ee-us		Tony Milliano						mil-eee-AHH-no						
Jeremy Dollin						dah-lin		Kevin & Silverberry Mouhon						MOO-hon						
Parker Ehinger						EIN-ger		Kevin Schloemer						SHLO-mer						
Kimoni Fitz						kuh-mo-nee		Sione Tongamoa						see-OH-ney ton-GAH-moh-ah						
Sam Geraci						jer-ey-see		Davon Witherspoon						DUH-von						
Tion Green						TEE-on		Hosey Williams						ho-ZAY						
Tyrell Gilbert						TIE-rel														
Tshumbi Johnson						TA-shum-bee														

PEEKING AT 2015

- » Looking at the Bearcats projected roster entering 2015, UC loses only three starters on offense, OL Tyreek Burwell, OL Eric Lefeld and RB Rod Moore. The defense loses six stalwarts, DT Camaron Beard, DT Brad Harrah, DE Terrell Hartsfield, LB Jeff Luc, LB Nick Temple and CB Howard Wilder.

STARTERS RETURNING (16)

OFFENSE (8)

NO.	NAME	POS	HT	WT	CL.	ELIG	HOMETOWN/HIGH SCHOOL/LAST SCHOOL
59	Deyshawn Bond	OL	6-2	298	So.	2L	Indianapolis, Ind./Warren Central
78	Parker Ehinger	OL	6-7	315	Jr.	3L	Rockford, Mich./Rockford
11	Gunner Kiel	QB	6-4	208	So.	1	Columbus, Ind./East/Notre Dame
2	Mekale McKay	WR	6-6	195	Jr.	2L	Louisville, Ky./Moore/Arkansas
15	Chris Moore	WR	6-1	190	Jr.	3L	Tampa, Fla./Thomas Jefferson
82	Max Morrison	WR	6-1	173	Jr.	3L	Kenton, Ohio/Kenton
74	Justin Murray	OL	6-5	295	Jr.	2L	Cincinnati, Ohio/Sycamore
19	Shaq Washington	WR	5-9	174	Jr.	3L	Maple Hts., Ohio/Maple Hts.

DEFENSE (5)

NO.	NAME	POS	HT	WT	CL.	ELIG	HOMETOWN/HIGH SCHOOL/LAST SCHOOL
13	Grant Coleman	CB	6-0	176	So.	2L	Columbus, Ohio/Reynoldsburg
22	Zach Edwards	S	5-11	186	So.	2L	Middletown, Ohio/Middletown
29	Andre Jones	S	6-1	197	So.	2L	Cincinnati, Ohio/Colerain
92	Silverberry Mouhon	DE	6-4	257	Jr.	3L	Norcross, Ga./Norcross
9	Leviticus Payne	CB	5-10	192	Jr.	3L	Southfield, Mich./Southfield

SPECIAL TEAMS (3)

NO.	NAME	POS	HT	WT	CL.	ELIG	HOMETOWN/HIGH SCHOOL/LAST SCHOOL
16	Andrew Gantz	K	5-9	158	Fr.	1L	Dayton, Ohio/Centerville
26	Sam Geraci	P	6-4	217	Fr.	1L	Cincinnati, Ohio/Moeller
61	Kirk Willis	LS	6-2	235	Jr.	3L	Granville, Ohio/Granville

STARTERS LOST (10)

OFFENSE (3)

NO.	NAME	POS	HT	WT	CL.	ELIG	HOMETOWN/HIGH SCHOOL/LAST SCHOOL
65	Tyreek Burwell	OL	6-5	295	Sr.	1L	Huntington Stn., N.Y./Walt Whitman/SUNY Cortland
71	Eric Lefeld	OL	6-6	310	Sr.	4L	Coldwater, Ohio/Coldwater
21	Rod Moore	RB	5-10	176	Sr.	2L	Bastrop, La./Bastrop/East Mississippi CC

DEFENSE (6)

NO.	NAME	POS	HT	WT	CL.	ELIG	HOMETOWN/HIGH SCHOOL/LAST SCHOOL
90	Camaron Beard	DE	6-5	290	Sr.	4L	Indianapolis, Ind./Cathedral
93	Brad Harrah	DE	6-5	258	Sr.	3L	Marion, Ohio/Marion Pleasant
95	Terrell Hartsfield	DE	6-3	246	Sr.	2L	Raleigh, N.C./Rolesville/Copiah-Lincoln CC
1	Jeff Luc	LB	6-1	256	Sr.	2L	Port St. Lucie, Fla./Treasure Coast/Fla. St.
43	Nick Temple	LB	5-10	224	Sr.	4L	Indianapolis, Ind./Warren Central
3	Howard Wilder	CB	5-11	180	Sr.	2L	Sea Pleasant, Md./Eleanor Roosevelt/Pierce CC

SPECIAL TEAMS (1)

NO.	NAME	POS	HT	WT	CL.	ELIG	HOMETOWN/HIGH SCHOOL/LAST SCHOOL
14	Tony Miliano	KO	6-2	195	Sr.	4L	North Bend, Ohio/Elder

LETTERWINNERS RETURNING (43)

- » Mason Antoun, Chad Banschbach, Deyshawn Bond, Mike Boone, Aaron Brown, Bobby Brown, Kevin Brown, Chris Burton, Clemente Casseus, Alex Chisum, Nate Cole, Grant Coleman, Korey Cunningham, DJ Dowdy, Zach Edwards, Parker Ehinger, Andrew Gantz, Sam Geraci, Casey Gladney, Jeremy Graves, Johnny Holton, Kevin Hyland, Carter Jacobs, Andre Jones, Gunner Kiel, Ryan Leahy, Mekale McKay, Brandon Mitchell, Chris Moore, Max Morrison, Silverberry Mouhon, Justin Murray, Alex Pace, Leviticus Payne, Linden Stephens, Mike Tyson, Shaq Washington, Chad West, Hosey Williams, Kirk Willis, Eric Wilson, Mark Wilson, Adrian Witty.

SQUADMEN RETURNING (17)

- » Franklin Brusciannelli, Garrett Campbell, Tyler Cogswell, Lindsay Crook, Trevor Ginn, Beau Harmon, John James, Tshumbi Johnson, EJ Junior IV, Tyler Lyon, John Manfreda, Chandler Marston, David Niehaus, Trent Rogers, Will Steur, Jon Vincent, Kyle Williamson.

LETTERWINNERS LOST (22)

- » Ralph David Abernathy IV, Camaron Beard, Tyreek Burwell, Michael Colosimo, Darren Doston, Jake Golic, Brad Harrah, Terrell Hartsfield, Jerrell Jordan, Cory Keebler, Eric Lefeld, Munchie Legaux, John Lloyd, Jeff Luc, Dominic Mainello, Tony Miliano, Rod Moore, Rob Rice, Kevin Schloemer, Kyle Taubenheim, Nick Temple, Howard Wilder.

REDSHIRTS (30)

- » Hakeem Allonce, Cortez Broughton, Ja'Merez Bowen, Landon Brazile, Luke Callahan, Clemente Casseus, Jeff Duncan, Jake Elfers, Chris Ferguson, Kimoni Fitz, Tyrell Gilbert, Tion Green, Brandon Hergott, Tyler Hill, Tyshon Holden, John Kurtz, Isaac Little, Tyler Lyon, John Manfreda, Chandler Marston, Keith Minor, Hayden Moore, Kevin Mouhon, Daniel Nfodjo, JJ Pinckney, Justin Sawmiller, Ryan Stout, Alex Thomas, Sione Tongamoa, Davon Witherspoon, Luke Wright.

HEAD COACH TOMMY TUBERVILLE



SECOND SEASON AT CINCINNATI • 19TH SEASON OVERALL (149-85/.633) • SOUTHERN ARKANSAS '76

Tommy Tuberville, an 18-year head coaching veteran, was named the 41st football head coach at the University of Cincinnati on Dec. 8, 2012.

Tuberville, widely regarded as one of the top coaches and recruiters in college football, holds a career mark of 149-85. In his first season at UC, he led the Bearcats to a 9-4 mark and an appearance in the Belk Bowl.

UC had the most prolific offense in school history in 2013, as the Bearcats led the American Athletic Conference in total offense (472.1) and rushing offense (168.3) with the offense totaling a school-record 6,137 yards. OT Eric Lefeld, TE Blake Annen and RB/RS Ralph David Abernathy IV were First-Team All-AAC selections while OG Sam Longo and WR Anthony McClung were second-team honorees.

The 2013 Bearcats' defense was one of the best in the country, ranking in the top 10 nationally in both rushing defense (6th, 104.5 ypg) and total defense (9th, 315.6 ypg). UC was also among the top 30 in 10 of the 11 primary defensive categories tracked in the national stats, including 14th in scoring defense (21.0 ppg). DL Jordan Stepp was a first-team all-league selection and LB Greg Blair, CB Deven Drane and DL Silverberry Mouhon (Norcross, Ga./Norcross) were second-team honorees.

Tuberville's team got it done in the classroom as well. UC posted a team GPA of 2.989 in the winter of 2014, with 55 student-athletes achieved a 3.0 or higher GPA, with 20 Bearcats on the Dean's List for achieving a 3.4 GPA or above. Three student-athletes, Brad Harrah, Lefeld and Kyle Taubenheim, posted perfect 4.0 GPAs during the semester.

He came to UC after three years at Texas Tech, where he led the Red Raiders to a 20-17 mark and a pair of bowl appearances.

He coached one of the nation's best offenses in 2012 as the Red Raiders finished the regular season ranked No. 2 in passing offense (361.9 ypg), No. 7 in passing efficiency (157.51 rtg), No. 21 in total offense (501.4 ypg) and No. 16 in scoring offense, averaging 37.8 points per game. Tech finished with a 7-5 mark and played in the 2012 Meineke Car Care Bowl of Texas.

Texas Tech was one of the nation's most improved defenses in 2012, ranking No. 22 in pass defense and surrendering less than 200 yards passing per game (195.8). That defense held than No. 5/4 West Virginia, one of the nation's most prolific offenses, to its lowest point total of the 2012 season in a 59-14 Red Raiders win.

In 10 seasons at Auburn (1999-2008), Tuberville led the Tigers to 85 overall wins, which ranks fourth in school history. The Tigers also won 49 Southeastern Conference games, a number that is the fourth-best mark in the SEC. Tuberville led Auburn to seven-straight bowl appearances, including New Year's Day bowl games in four of those years.

In 2004, Tuberville led Auburn to its best season ever as the Tigers won a school-record 13 games and captured the SEC Championship and the NOKIA Sugar Bowl title. Auburn won its first conference title since 1989, including its first outright championship since 1987. Auburn defeated five top 15 teams, becoming just the 10th NCAA Division I-A team to finish 13-0 or better. The Tigers earned their first ever berth in a Bowl Championship Series game and defeated Virginia Tech, 16-13 in the Sugar

Bowl. For his efforts, Tuberville was named the AFCA, Associated Press, Paul "Bear" Bryant, FCA, SEC and Walter Camp Coach of the Year.

Tuberville built an Auburn program that excelled both on and off the field. Players flourished under Tuberville's guidance as Auburn earned 36 first-team All-Southeastern Conference awards, eight All-America honors, 26 SEC All-Freshmen accolades, 57 SEC Player of the Week honors, two SEC Player of the Year awards, two Jacobs Awards presented annually to the league's top blocker and one Most Valuable Player of the SEC Championship game.

Tuberville is currently on the Board of Trustees of the American Football Coaches Association. For his numerous achievements during his career, he was inducted into the Arkansas Sports Hall of Fame in February, 2008.

In May 2008, he participated in the inaugural Armed Forces Entertainment Coaches Tour in the Middle East with fellow college coaches Mark Richt of Georgia, Randy Shannon of Miami (Fla.), Jack Siedlecki of Yale and Charlie Weis of Notre Dame.

With a mission to help boost troop morale, the six-day tour made stops at military bases in Germany, Qatar, Bahrain, United Arab Emirates and a visit to the USS Nassau in the Persian Gulf.

A longtime supporter of the military, Tuberville has strong ties to the Wounded Warrior Project, hosting several games in recent years to benefit injured veterans.

Coaching stops at perennial college football powers University of Miami and Texas A&M and a four-year head coaching stint at the University of Mississippi gave him the background in building and maintaining a successful program.

During his time at Miami (1986-93) serving on the staffs of Jimmy Johnson and Dennis Erickson, Tuberville was a defensive coach on teams which won three national championships, posted an 87-9 record and played in eight consecutive New Year's Day bowls.

Tuberville began his collegiate coaching career at Arkansas State in 1980, coaching various segments of the Indians' defense over the next five seasons. During a five-year stay at Arkansas State, Tuberville coached defensive backs, nose guards and linebackers. During his final year at ASU, the Indians advanced to the second round of the NCAA Division I-AA playoffs.

He began his coaching career at Hermitage (Ark.) High School where he spent two years as an assistant and two as a head coach. After three straight four-win seasons, Tuberville guided HHS to a 7-3 mark in 1979 before moving to Arkansas State.

A 1976 graduate of Southern Arkansas University, Tuberville was a letterman at free safety and a two-year member of the golf team at SAU. He is a 1972 graduate of Harmony Grove High School in Camden, Ark.

Tuberville is married to the former Suzanne Fette of Guilford, Ind. They are the parents of two sons, Thomas Tucker, a walk-on QB at Auburn, and Troy Allen.

THE TUBERVILLE FILE

PLAYING CAREER

1972-76	Southern Arkansas (Free Safety; Golf Team member)
1968-72	Harmony Grove High School (Camden, Ark.)

COACHING CAREER

Year	School	Position
1980-84	Arkansas State	Defensive Line/Linebackers
1986-92	Miami (Fla.)	Defensive Line/Linebackers
1993	Miami (Fla.)	Defensive Coordinator
1994	Texas A&M	Defensive Coordinator
1995-98	Ole Miss	Head Coach
1999-08	Auburn University	Head Coach
2010-12	Texas Tech University	Head Coach
2013-	Cincinnati	Head Coach

CHAMPIONSHIPS

Year	School	Championship
1987	Miami (Fla.)	National
1989	Miami (Fla.)	National
1991	Miami (Fla.)	National/BIG EAST
1992	Miami (Fla.)	BIG EAST
2000	Auburn	SEC West
2002	Auburn	SEC West
2004	Auburn	SEC
2005	Auburn	SEC West
2014	Cincinnati	American

BOWLS COACHED IN

Year	School	Bowl
1986	Miami (Fla.)	Fiesta
1987	Miami (Fla.)	Orange
1988	Miami (Fla.)	Orange
1989	Miami (Fla.)	Sugar
1990	Miami (Fla.)	Cotton
1991	Miami (Fla.)	Orange
1992	Miami (Fla.)	Sugar
1993	Miami (Fla.)	Fiesta
1997	Ole Miss	Motor City
1998	Ole Miss	Independence
2000	Auburn	Citrus
2001	Auburn	Peach
2002	Auburn	Capital One
2003	Auburn	Music City
2004	Auburn	Sugar
2005	Auburn	Capital One
2006	Auburn	Cotton
2007	Auburn	Chick-fil-A
2010	Texas Tech	TicketCity.com
2012	Texas Tech	Meineke Car Care of Texas
2013	Cincinnati	Belk
2014	Cincinnati	Military

PERSONAL INFORMATION



Birthdate: September 18, 1954
Hometown: Camden, Ark.
Wife: The former Suzanne Fette of Guilford, Ind.
Children: Thomas Tucker, Troy Allen
Education: Southern Arkansas (B.S., 1976)

TUBERVILLE'S HEAD COACHING RECORD

Year	School	Conference	Overall
1995-98	Ole Miss	12-20	25-20
1999-08	Auburn	51-29	85-40
2010-12	Texas Tech	9-17	21-17
2013-	Cincinnati	13-3	18-8
TOTALS		85-69 (.534)	149-85 (.633)

2014 UNIVERSITY OF CINCINNATI FOOTBALL

STATISTICS

TEAM STATISTICS	Cincinnati	Opponent
SCORING	442	354
Points Per Game	34.0	27.2
Points Off Turnovers	112	78
FIRST DOWNS	310	287
Rushing	103	132
Passing	185	142
Penalty	22	13
RUSHING YARDAGE	2035	2388
Yards gained rushing	2301	2831
Yards lost rushing	266	443
Rushing Attempts	454	501
Average Per Rush	4.5	4.8
Average Per Game	156.5	183.7
TDs Rushing	18	18
PASSING YARDAGE	3947	3320
Comp-Att-Int	294-491-14	276-454-8
Average Per Pass	8.0	7.3
Average Per Catch	13.4	12.0
Average Per Game	303.6	255.4
TDs Passing	35	22
TOTAL OFFENSE	5982	5708
Total Plays	945	955
Average Per Play	6.3	6.0
Average Per Game	460.2	439.1
KICK RETURNS: #-Yards	49-961	48-1069
PUNT RETURNS: #-Yards	14-79	13-64
INT RETURNS: #-Yards	8-46	14-142
KICK RETURN AVERAGE	19.6	22.3
PUNT RETURN AVERAGE	5.6	4.9
INT RETURN AVERAGE	5.8	10.1
FUMBLES-LOST	14-8	23-16
PENALTIES-Yards	59-542	77-746
Average Per Game	41.7	57.4
PUNTS-Yards	64-2481	60-2335
Average Per Punt	38.8	38.9
Net punt average	35.9	35.6
KICKOFFS-Yards	84-5233	74-4536
Average Per Kick	62.3	61.3
Net kick average	39.5	40.5
TIME OF POSSESSION/Game	28:43	31:17
3RD-DOWN Conversions	73/177	86/195
3rd-Down Pct	41%	44%
4TH-DOWN Conversions	11/16	7/17
4th-Down Pct	69%	41%
SACKS BY-Yards	35-263	18-119
MISC YARDS	0	0
TOUCHDOWNS SCORED	57	42
FIELD GOALS-ATTEMPTS	16-20	20-30
ON-SIDE KICKS	0-1	0-0
RED-ZONE SCORES	(46-51) 90%	(38-52) 73%
RED-ZONE TOUCHDOWNS	(34-51) 67%	(23-52) 44%
PAT-ATTEMPTS	(52-54) 96%	(40-40) 100%

TEAM STATISTICS	Cincinnati	Opponent
ATTENDANCE	173037	235845
Games/Avg Per Game	6/28840	6/39308
Neutral Site Games		1/34277

SCORE BY QUARTERS	1st	2nd	3rd	4th	TOTAL
Cincinnati	109	169	69	95	- 442
Opponents	97	64	113	80	- 354

INDIVIDUAL STATISTICS	GP	Att	Gain	Loss	Net	Avg	TD	Long	Avg/G
RUSHING									
BOONE, Mike	9	101	655	5	650	6.4	9	63	72.2
MOORE, Rod	13	143	659	41	618	4.3	5	61	47.5
KIEL, Gunner	13	63	282	140	142	2.3	1	24	10.9
WILLIAMS, Hosey	4	26	144	4	140	5.4	0	33	35.0
GREEN, Tion	3	28	119	1	118	4.2	1	14	39.3
EVANS, Jarred	4	22	118	8	110	5.0	1	17	27.5
BANSCHBACH, Chad	7	17	81	0	81	4.8	0	13	11.6
BROWN, Bobby	6	11	80	0	80	7.3	0	30	13.3
COLOSIMO, Michael	3	4	54	0	54	13.5	0	20	18.0
LEGAUX, Munchie	7	20	83	33	50	2.5	1	12	7.1
WASHINGTON, Shaq	13	8	23	0	23	2.9	0	9	1.8
JUNIOR IV, E.J.	7	1	3	0	3	3.0	0	3	0.4
ABERNATHY, RD	2	1	0	5	-5	-5.0	0	0	-2.5
TOTAL	13	454	2301	266	2035	4.5	18	63	156.5
OPPONENTS	13	501	2831	443	2388	4.8	18	80	183.7

PASSING	G	Effic	Cmp-Att-Int	Pct	Yds	TD	Lng	Avg/G
KIEL, Gunner	13	149.39	233-390-13	59.7	3254	31	83	250.3
LEGAUX, Munchie	7	136.40	53-80-1	66.2	574	3	54	82.0
COLOSIMO, Michael	3	114.25	5-13-0	38.5	78	1	43	26.0
EVANS, Jarred	4	56.80	2-5-0	40.0	10	0	12	2.5
WASHINGTON, Shaq	13	180.20	1-2-0	50.0	31	0	31	2.4
TOTAL	13	145.22	294-491-14	59.9	3947	35	83	303.6
OPPONENTS	13	134.69	276-454-8	60.8	3320	22	89	255.4

RECEIVING	G	No.	Yds	Avg	TD	Long	Avg/G
WASHINGTON, Shaq	13	66	761	11.5	4	40	58.5
MORRISON, Max	13	45	458	10.2	4	45	35.2
MCKAY, Mekale	13	44	725	16.5	8	80	55.8
MOORE, Chris	13	30	673	22.4	8	83	51.8
HOLTON, Johnny	13	29	431	14.9	5	41	33.2
CHISUM, Alex	13	22	242	11.0	2	23	18.6
COLE, Nate	13	15	145	9.7	2	34	11.2
GLADNEY, Casey	12	12	198	16.5	1	54	16.5
MOORE, Rod	13	9	137	15.2	0	31	10.5
BOONE, Mike	9	6	62	10.3	0	25	6.9
DOWDY, DJ	13	5	36	7.2	0	13	2.8
WILLIAMS, Hosey	4	3	33	11.0	0	18	8.2
ABERNATHY, RD	2	3	26	8.7	0	17	13.0
GREEN, Tion	3	3	15	5.0	0	16	5.0
COGSWELL, Tyler	7	1	3	3.0	0	3	0.4
GOLIC, Jake	13	1	2	2.0	1	2	0.2
TOTAL	13	294	3947	13.4	35	83	303.6
OPPONENTS	13	276	3320	12.0	22	89	255.4

PUNT RETURNS	No.	Yds	Avg	TD	Long
WASHINGTON, Shaq	13	79	6.1	0	46
MORRISON, Max	1	0	0.0	0	0
TOTAL	14	79	5.6	0	46
OPPONENTS	13	64	4.9	0	37

INTERCEPTIONS	No.	Yds	Avg	TD	Long
EDWARDS, Zach	2	14	7.0	0	14
WILDER, Howard	2	0	0.0	0	0
BROWN, Aaron	1	0	0.0	0	0
PAYNE, Leviticus	1	0	0.0	0	0
JONES, Andre	1	32	32.0	0	32
STEPHENS, Linden	1	0	0.0	0	0
TOTAL	8	46	5.8	0	32
OPPONENTS	14	142	10.1	1	46

2014 UNIVERSITY OF CINCINNATI FOOTBALL

STATISTICS

KICK RETURNS	No.	Yds	Avg	TD	Long
HOLTON, Johnny	35	722	20.6	0	40
GLADNEY, Casey	7	146	20.9	0	35
MOORE, Chris	6	95	15.8	0	29
GOLIC, Jake	1	-2	-2.0	0	0
TOTAL	49	961	19.6	0	40
OPPONENTS	48	1069	22.3	0	59

FUMBLE RETURNS	No.	Yds	Avg	TD	Long
JACOBS, Carter	1	27	27.0	1	27
WILSON, Eric	1	5	5.0	1	5
PAYNE, Leviticus	1	2	2.0	0	2
TEMPLE, Nick	1	27	27.0	1	27
HARTSFIELD, Terrell	1	27	27.0	1	27
TOTAL	5	88	17.6	4	27
OPPONENTS	1	41	41.0	1	26

----- PATs -----									
SCORING	TD	FGs	Kick	Rush	Rcv	Pass	DXP	Saf	Points
GANTZ, Andrew	0	16-20	52-54	0-0	0	0-0	0	0	100
BOONE, Mike	9	0-0	0-0	0-0	0	0-0	0	0	54
MOORE, Chris	8	0-0	0-0	0-0	0	0-0	0	0	48
MCKAY, Mekale	8	0-0	0-0	0-0	0	0-0	0	0	48
HOLTON, Johnny	5	0-0	0-0	0-0	0	0-0	0	0	30
MOORE, Rod	5	0-0	0-0	0-0	0	0-0	0	0	30
MORRISON, Max	4	0-0	0-0	0-0	0	0-0	0	0	24
WASHINGTON, Shaq	4	0-0	0-0	0-0	0	0-0	0	0	24
COLE, Nate	2	0-0	0-0	0-0	0	0-0	0	0	12
CHISUM, Alex	2	0-0	0-0	0-0	0	0-0	0	0	12
EVANS, Jarred	1	0-0	0-0	0-0	0	0-0	0	0	6
LEGAUX, Munchie	1	0-0	0-0	0-0	0	0-0	0	0	6
KIEL, Gunner	1	0-0	0-0	0-0	0	0-2	0	0	6
GREEN, Tion	1	0-0	0-0	0-0	0	0-0	0	0	6
GOLIC, Jake	1	0-0	0-0	0-0	0	0-0	0	0	6
WILSON, Eric	1	0-0	0-0	0-0	0	0-0	0	0	6
GLADNEY, Casey	1	0-0	0-0	0-0	0	0-0	0	0	6
JACOBS, Carter	1	0-0	0-0	0-0	0	0-0	0	0	6
HARTSFIELD, Terrell	1	0-0	0-0	0-0	0	0-0	0	0	6
TEMPLE, Nick	1	0-0	0-0	0-0	0	0-0	0	0	6
TOTAL	57	16-20	52-54	0-0	0	0-2	0	0	442
OPPONENTS	42	20-30	40-40	0-0	0	0-2	0	1	354

TOTAL OFFENSE	G	Plays	Rush	Pass	Total	Avg/G
KIEL, Gunner	13	453	142	3254	3396	261.2
BOONE, Mike	9	101	650	0	650	72.2
LEGAUX, Munchie	7	100	50	574	624	89.1
MOORE, Rod	13	143	618	0	618	47.5
WILLIAMS, Hosey	4	26	140	0	140	35.0
COLOSIMO, Michael	3	17	54	78	132	44.0
EVANS, Jarred	4	27	110	10	120	30.0
GREEN, Tion	3	28	118	0	118	39.3
BANSCHBACH, Chad	7	17	81	0	81	11.6
BROWN, Bobby	6	11	80	0	80	13.3
WASHINGTON, Shaq	13	10	23	31	54	4.2
JUNIOR IV, E.J.	7	1	3	0	3	0.4
ABERNATHY, RD	2	1	-5	0	-5	-2.5
TOTAL	13	945	2035	3947	5982	460.2
OPPONENTS	13	955	2388	3320	5708	439.1

FIELD GOALS	M-A	Pct	01-19	20-29	30-39	40-49	50+	Lg	Blk
GANTZ, Andrew	16-20	80.0	0-0	5-5	6-7	5-7	0-1	47	0

FG SEQUENCE	CINCINNATI	OPPONENTS
Toledo	(34)	28,(23),(36),48
Miami (Ohio)	(21)	(49),30
Ohio State	-	(25),(42)
Memphis	38	(20),(20),43,55
Miami (Fla.)	(33),(46)	(42),(25)
SMU	(40),(30),(21)	(29)
USF	(20),(23)	(44)
Tulane	(30)	51
East Carolina	(33),(47)	(31),(23),53,48
UConn	(32),(44),42	38
Temple	-	(30),(31),27
Houston	43,(40)	(27)
Virginia Tech	51,(25)	(45),(49),(38),(33)

PUNTING	No.	Yds	Avg	Long	TB	FC	I20	50+	Blkd
GERACI, Sam	51	2007	39.4	60	5	13	15	7	0
LLOYD, John	11	399	36.3	54	0	2	5	1	0
KIEL, Gunner	2	75	37.5	42	1	0	1	0	0
TOTAL	64	2481	38.8	60	6	15	21	8	0
OPPONENTS	60	2335	38.9	65	6	21	17	8	0

KICKOFFS	No.	Yds	Avg	TB	OB	Retn	Net	YdLn
MILIANO, Tony	83	5195	62.6	34	1			
GERACI, Sam	1	38	38.0	0	0			
TOTAL	84	5233	62.3	34	1	1069	39.5	25
OPPONENTS	74	4536	61.3	23	2	961	40.5	24

ALL PURPOSE	G	Rush	Rec	PR	KOR	IR	Tot	Avg/G
HOLTON, Johnny	13	0	431	0	722	0	1153	88.7
WASHINGTON, Shaq	13	23	761	79	0	0	863	66.4
MOORE, Chris	13	0	673	0	95	0	768	59.1
MOORE, Rod	13	618	137	0	0	0	755	58.1
MCKAY, Mekale	13	0	725	0	0	0	725	55.8
BOONE, Mike	9	650	62	0	0	0	712	79.1
MORRISON, Max	13	0	458	0	0	0	458	35.2
GLADNEY, Casey	12	0	198	0	146	0	344	28.7
CHISUM, Alex	13	0	242	0	0	0	242	18.6
WILLIAMS, Hosey	4	140	33	0	0	0	173	43.2
COLE, Nate	13	0	145	0	0	0	145	11.2
KIEL, Gunner	13	142	0	0	0	0	142	10.9
GREEN, Tion	3	118	15	0	0	0	133	44.3
EVANS, Jarred	4	110	0	0	0	0	110	27.5
BANSCHBACH, Chad	7	81	0	0	0	0	81	11.6
BROWN, Bobby	6	80	0	0	0	0	80	13.3
COLOSIMO, Michael	3	54	0	0	0	0	54	18.0
LEGAUX, Munchie	7	50	0	0	0	0	50	7.1
DOWDY, DJ	13	0	36	0	0	0	36	2.8
JONES, Andre	13	0	0	0	0	32	32	2.5
ABERNATHY, RD	2	-5	26	0	0	0	21	10.5
EDWARDS, Zach	13	0	0	0	0	14	14	1.1
COGSWELL, Tyler	7	0	3	0	0	0	3	0.4
JUNIOR IV, E.J.	7	3	0	0	0	0	3	0.4
TOTAL	13	2035	3947	79	961	46	7068	543.7
OPPONENTS	13	2388	3320	64	1069	142	6983	537.2

2014 UNIVERSITY OF CINCINNATI FOOTBALL

STATISTICS

DEFENSE	GP-GS	TACKLES				SACKS No-Yards	Int-Yds	PASS DEF		FUMBLES		BLKD	
		Solo	Ast	Total	TFL/Yds			BrUp	QBH	Rcv-Yds	FF	Kick	Saf
1L LUC, Jeff	13-10	65	69	134	10.0-57	6.5-51	.	4	6	4-0	6	.	.
22 EDWARDS, Zach	13-13	67	54	121	3.5-6	.	2-14	6	.	.	1	.	.
43 TEMPLE, Nick	13-13	67	46	113	10.5-38	3.0-27	.	2	2	1-27	.	.	.
9 PAYNE, Leviticus	13-12	38	19	57	5.5-23	2.0-14	1-0	7	1	2-2	.	.	.
13 COLEMAN, Grant	13-12	35	21	56	1.0-1	.	.	2	.	.	1	.	.
3D WILDER, Howard	13-10	32	15	47	2.5-14	1.0-10	2-0	4	.	1-0	.	.	.
92 MOUHON, Silverberry	13-9	20	26	46	5.0-42	4.0-30	.	1	3	.	1	.	.
29 JONES, Andre	13-10	29	15	44	3.0-8	.	1-32	6
5 TYSON, Mike	13-3	14	27	41	0.5-1	.	.	1	.	1-0	.	.	.
95 HARTSFIELD, Terrell	13-10	22	16	38	12.0-89	9.0-58	.	2	3	3-27	1	.	.
90 BEARD, Camaron	13-13	8	29	37	2.0-14	1.0-8	.	.	2
93 HARRAH, Brad	13-9	16	16	32	6.0-23	3.5-20	.	2	2	.	1	.	.
2E WILSON, Eric	13-0	18	12	30	3.5-33	.	.	.	2	3-5	1	.	.
40 BROWN, Kevin	13-1	13	17	30	2.0-11	1.0-10	.	5	1
99 JORDAN, Jerrell	12-6	5	19	24	1.0-5	.	.	1	1
70 MITCHELL, Brandon	13-4	12	11	23	0.5-2	0.5-2	.	.	1
32 STEPHENS, Linden	13-0	9	10	19	.	.	1-0	4	1
50 PACE, Alex	12-0	6	12	18	3.0-10
6 CASSEUS, Clemente	4-1	7	7	14	1.5-6	0.5-5	.	1
7D BROWN, Aaron	12-0	6	6	12	.	.	1-0
20 JACOBS, Carter	13-0	6	3	9	.	.	.	1	.	1-27	.	.	.
41 HYLAND, Kevin	13-0	2	5	7
94 BURTON, Chris	13-0	5	2	7	1.0-7	1.0-7
19 WASHINGTON, Shaq	13-12	4	.	4
2B BROWN, Bobby	6-0	2	1	3
15 MOORE, Chris	13-13	3	.	3
80 CHISUM, Alex	13-0	3	.	3
8D WITTY, Adrian	1-1	2	1	3
5D WILSON, Mark	9-0	2	1	3	1.0-8	1.0-8
30 BANSCHBACH, Chad	7-0	2	1	3
2 MCKAY, Mekale	13-12	2	.	2
84 COLE, Nate	13-0	1	1	2
33 TENTMAN, Solomon	2-0	1	1	2
23 WILLIAMS, Hosey	4-3	2	.	2
82 MORRISON, Max	13-10	1	1	2
26 GERACI, Sam	13-0	1	1	2
27 BOONE, Mike	9-0	1	1	2
74 MURRAY, Justin	13-11	1	.	1
14 MILIANO, Tony	13-0	1	.	1
TM TEAM	8-0	1	.	1	1.0-13	1.0-13
21 MOORE, Rod	13-9	1	.	1	1	.	.
3 HOLTON, Johnny	13-3	1	.	1
TOTAL	13-0	534	466	1000	76-411	35-263	8-46	49	25	16-88	13	.	.
OPPONENTS	13-0	478	442	920	45.0-188	18-119	14-142	53	20	8-41	8	.	1

SPECIAL TEAMS TACKLES

Player	Total	KO	Punt	Player	Total	KO	Punt	Player	Total	KO	Punt
WILSON, Eric	11	10	1	BROWN, Bobby	3	3	0	BROWN, Aaron	2	2	0
COLEMAN, Grant	11	11	0	CHISUM, Alex	3	3	0	MILIANO, Tony	1	1	0
CASSEUS, Clemente	6	5	1	BANSCHBACH, Chad	3	3	0	EDWARDS, Zach	1	1	0
HYLAND, Kevin	6	6	0	GERACI, Sam	2	1	1	JONES, Andre	1	0	1
WILDER, Howard	6	2	4	BROWN, Kevin	2	2	0	TOTALS	78	65	13
TYSON, Mike	5	1	4	COLE, Nate	2	2	0				
TEMPLE, Nick	5	4	1	MORRISON, Max	2	2	0				
JACOBS, Carter	4	4	0	BOONE, Mike	2	2	0				

2014 UNIVERSITY OF CINCINNATI FOOTBALL

OFFENSE _____

PASSING

#11 KIEL, Gunner	Att	Comp	Int	Pct	Yards	TD	Long	Sack	Yds	Effic
------------------	-----	------	-----	-----	-------	----	------	------	-----	-------

Toledo	37	25	0	67.6	418	6	52	1	8	216.0
Miami (Ohio)	39	25	2	64.1	271	4	29	1	6	146.1
Ohio State	32	21	0	65.6	352	4	83	1	8	199.3
Memphis	27	11	1	40.7	216	1	80	2	12	112.8
Miami (Fla.)	57	31	3	54.4	355	3	45	1	3	113.5
SMU	20	13	0	65.0	241	1	48	0	0	182.7
USF	22	13	0	59.1	196	1	38	0	0	148.9
Tulane	1	0	1	0.0	0	0	0	0	0	-200.0
UConn	30	17	1	56.7	161	3	22	0	0	128.1
Temple	31	19	0	61.3	174	1	31	1	17	119.1
Houston	24	15	0	62.5	190	2	29	2	10	156.5
Virginia Tech	26	14	2	53.8	244	1	40	2	12	130.0
TOTALS	390	233	13	59.7	3254	31	83	12	83	149.4

#4 LEGAUX, Munchie	Att	Comp	Int	Pct	Yards	TD	Long	Sack	Yds	Effic
Toledo	5	4	0	80.0	18	0	12	0	0	110.2
Memphis	13	5	0	38.5	39	0	10	0	0	63.7
SMU	5	2	0	40.0	17	0	9	1	4	68.6
USF	15	14	0	93.3	121	0	18	1	10	161.1
Tulane	24	16	1	66.7	211	3	54	0	0	173.4
UConn	4	2	0	50.0	10	0	7	0	0	71.0
Houston	14	10	0	71.4	158	0	34	2	15	166.2
TOTALS	80	53	1	66.3	574	3	54	4	29	136.4

#12 EVANS, Jarred	Att	Comp	Int	Pct	Yards	TD	Long	Sack	Yds	Effic
Ohio State	1	0	0	0.0	0	0	0	0	0	0.0
Miami (Fla.)	2	0	0	0.0	0	0	0	2	7	0.0
SMU	2	2	0	100.0	10	0	12	0	0	142.0
TOTALS	5	2	0	40.0	10	0	12	2	7	56.8

#1C COLOSIMO, M.	Att	Comp	Int	Pct	Yards	TD	Long	Sack	Yds	Effic
Tulane	1	1	0	100.0	3	0	3	0	0	125.2
UConn	2	1	0	50.0	5	0	5	0	0	71.0
Virginia Tech	10	3	0	30.0	70	1	43	0	0	121.8
TOTALS	13	5	0	38.5	78	1	43	0	0	114.2

#19 WASHINGTON, S.	Att	Comp	Int	Pct	Yards	TD	Long	Sack	Yds	Effic
Miami (Fla.)	1	0	0	0.0	0	0	0	0	0	0.0
Virginia Tech	1	1	0	100.0	31	0	31	0	0	360.4
TOTALS	2	1	0	50.0	31	0	31	0	0	180.2

PLAYER	No-Yds/TD	TOL	MIAOH	OSU	MEM	MIAFL	SMU	USF	TUL	ECU	UCONN	TEM	HOU	VT
--------	-----------	-----	-------	-----	-----	-------	-----	-----	-----	-----	-------	-----	-----	----

[illegible]

2014 UNIVERSITY OF CINCINNATI FOOTBALL

GAME-BY-GAME STATISTICS

RECEIVING															
PLAYER	No-Yds/TD	TOL	MIAOH	OSU	MEM	MIAFL	SMU	USF	TUL	ECU	UCONN	TEM	HOU	VT	
WASHINGTON, S.	66-761/4	4-54/1	7-71/0	4-27/0	3-16/0	6-65/1	3-36/0	12-163/0	4-36/1	4-42/0	6-63/0	3-25/0	5-63/1	5-100/0	
MCKAY, Mekale	44-725/8	9-175/1	3-40/2	1-11/0	2-89/1	2-6/1	2-56/0	3-22/0	1-16/0	9-172/2	1-17/0	6-39/1	3-47/0	2-35/0	
MOORE, Chris	30-673/8	2-23/1	1-12/1	3-221/3	5-84/0	6-74/0	1-7/0	2-30/0	-	4-97/1	-	-	2-22/0	4-103/2	
MORRISON, Max	45-458/4	4-51/1	4-43/0	3-27/0	1-13/0	6-84/1	3-20/0	5-42/0	5-57/1	5-43/1	-	2-11/0	5-54/0	2-13/0	
HOLTON, Johnny	29-431/5	3-68/0	1-29/1	3-34/1	-	5-83/0	1-23/1	2-38/1	1-30/0	3-35/0	4-35/1	5-34/0	1-22/0	-	
CHISUM, Alex	22-242/2	3-39/1	1-4/0	3-19/0	3-25/0	1-17/0	2-17/0	1-10/0	2-11/0	1-21/0	-	-	3-40/1	2-39/0	
GLADNEY, Casey	12-198/1	-	-	-	1-10/0	-	2-61/0	DNP	2-59/1	1-15/0	4-25/0	-	1-4/0	1-24/0	
COLE, Nate	15-145/2	1-11/1	1-3/0	2-6/0	-	1-5/0	1-12/0	2-12/0	-	1-7/0	3-20/1	1-22/0	2-47/0	-	
MOORE, Rod	9-137/0	-	1-10/0	-	-	1-3/0	1-27/0	-	-	1-4/0	1-14/0	1-31/0	2-42/0	1-6/0	
BOONE, Mike	6-62/0	DNP	DNP	DNP	DNP	3-18/0	-	-	-	-	-	1-12/0	1-7/0	1-25/0	
DOWDY, DJ	5-36/0	1-13/0	1-8/0	1-4/0	-	-	1-9/0	-	1-2/0	-	-	-	-	-	
WILLIAMS, Hosey	3-33/0	-	1-12/0	1-3/0	1-18/0	DNP	DNP	DNP	DNP	DNP	DNP	DNP	DNP	DNP	
ABERNATHY, RD	3-26/0	1-4/0	2-22/0	DNP	DNP	DNP	DNP	DNP	DNP	DNP	DNP	DNP	DNP	DNP	
GREEN, Tion	3-15/0	1--2/0	2-17/0	-	DNP	DNP	DNP	DNP	DNP	DNP	DNP	DNP	DNP	DNP	
COGSWELL, Tyler	1-3/0	-	-	DNP	-	-	-	DNP	1-3/0	DNP	-	DNP	DNP	DNP	
GOLIC, Jake	1-2/1	-	-	-	-	-	-	-	-	-	1-2/1	-	-	-	

TOTAL TACKLES	UA-A	TOT	TOL	MIAOH	OSU	MEM	MIAFL	SMU	USF	TUL	ECU	UCONN	TEM	HOU	VT
LUC, Jeff	65-69	134	5-7	8-11	11-7	4-10	3-1	5-4	3-0	7-3	4-4	4-6	4-3	3-4	4-9
EDWARDS, Zach	67-54	121	4-7	3-9	7-2	7-11	1-0	1-3	2-3	7-5	12-4	0-1	8-0	8-5	7-4
TEMPLE, Nick	67-46	113	4-5	3-3	5-2	1-10	5-0	7-0	4-2	3-2	8-6	8-5	9-4	7-5	3-2
PAYNE, L.	38-19	57	2-3	1-2	6-5	-	-	5-3	6-0	3-2	2-0	1-1	4-0	6-3	2-0
COLEMAN, Grant	35-21	56	5-1	1-3	3-0	1-6	6-1	4-1	3-3	2-0	2-1	2-2	4-1	1-1	1-1
WILDER, Howard	32-15	47	3-5	2-1	1-1	2-1	-	0-2	-	6-2	6-0	4-0	4-0	0-1	4-2
MOUHON, S.	20-26	46	1-3	0-4	5-3	4-4	2-0	1-1	0-1	2-0	2-2	0-2	2-1	0-3	1-2
JONES, Andre	29-15	44	4-0	2-1	4-6	5-0	2-1	0-1	1-1	2-1	5-1	0-2	0-1	4-0	-
TYSON, Mike	14-27	41	3-4	0-4	3-2	3-6	1-0	1-1	1-0	1-0	0-1	1-2	-	-	0-7
HARTSFIELD, T.	22-16	38	2-4	0-1	5-1	2-3	1-0	1-0	4-1	1-0	1-2	-	2-1	0-2	3-1
BEARD, Camaron	8-29	37	0-3	0-4	2-2	1-7	1-1	0-1	1-1	1-2	0-1	0-1	0-1	0-3	2-2
HARRAH, Brad	16-16	32	1-1	2-4	1-0	0-3	1-0	0-1	1-0	1-1	1-1	0-1	2-0	3-3	3-1
BROWN, Kevin	13-17	30	1-1	1-0	1-1	2-11	5-0	1-0	-	0-1	-	0-2	-	-	2-1
WILSON, Eric	18-12	30	1-1	-	4-1	0-4	2-0	1-2	1-0	3-1	3-0	0-2	-	2-0	1-1
JORDAN, Jerrell	5-19	24	0-1	1-0	0-5	0-3	-	0-1	0-1	DNP	0-1	1-1	1-1	0-2	2-3
MITCHELL, B.	12-11	23	3-2	1-3	1-1	3-3	1-0	-	-	-	1-0	-	1-0	0-2	1-0
STEPHENS, L.	9-10	19	-	0-1	0-2	0-1	1-1	0-1	3-0	2-1	1-2	2-1	-	-	-
PACE, Alex	6-12	18	0-1	1-1	-	0-3	-	0-1	-	1-1	2-1	1-3	1-1	-	DNP
CASSEUS, C.	7-7	14	0-2	DNP	3-3	0-2	4-0	DNP	DNP	DNP	DNP	DNP	DNP	DNP	DNP
BROWN, Aaron	6-6	12	-	DNP	0-1	1-0	1-0	-	-	-	0-1	1-2	-	2-2	1-0
JACOBS, Carter	6-3	9	0-1	-	-	-	4-0	-	-	1-0	1-0	0-2	-	-	-
HYLAND, Kevin	2-5	7	1-0	-	-	0-2	0-1	-	-	1-0	-	0-2	-	-	-
BURTON, Chris	5-2	7	1-0	-	0-1	-	2-0	1-0	-	-	-	0-1	-	-	1-0
WASHINGTON, S.	4-0	4	-	1-0	-	-	-	-	-	2-0	1-0	-	-	-	-
BROWN, Bobby	2-1	3	DNP	DNP	DNP	DNP	DNP	DNP	DNP	1-0	0-1	-	-	1-0	-
MOORE, Chris	3-0	3	-	-	-	1-0	-	-	-	-	-	1-0	-	-	1-0
WILSON, Mark	2-1	3	-	-	DNP	-	-	2-1	DNP	-	-	-	DNP	DNP	-
BANSCHBACH, C.	2-1	3	DNP	DNP	DNP	-	1-0	1-0	-	DNP	0-1	DNP	-	-	DNP
WITTY, Adrian	2-1	3	2-1	DNP	DNP	DNP	DNP	DNP	DNP	DNP	DNP	DNP	DNP	DNP	DNP
CHISUM, Alex	3-0	3	-	-	-	-	-	-	-	-	-	-	2-0	1-0	-
COLE, Nate	1-1	2	-	-	-	-	-	-	1-0	-	0-1	-	-	-	-
TENTMAN, S.	1-1	2	0-1	1-0	DNP	DNP	DNP	DNP	DNP	DNP	DNP	DNP	DNP	DNP	DNP
MORRISON, Max	1-1	2	-	-	-	-	-	-	-	-	0-1	-	-	-	1-0
WILLIAMS, Hosey	2-0	2	-	1-0	1-0	-	DNP	DNP	DNP	DNP	DNP	DNP	DNP	DNP	DNP
BOONE, Mike	1-1	2	DNP	DNP	DNP	DNP	-	-	0-1	-	-	1-0	-	-	-
GERACI, Sam	1-1	2	-	-	-	-	-	-	-	-	-	0-1	-	-	1-0
MCKAY, Mekale	2-0	2	-	1-0	-	-	-	-	-	1-0	-	-	-	-	-
MURRAY, Justin	1-0	1	-	-	-	-	-	-	-	-	1-0	-	-	-	-
HOLTON, Johnny	1-0	1	-	-	-	-	-	-	-	-	1-0	-	-	-	-
MILIANO, Tony	1-0	1	-	-	-	-	1-0	-	-	-	-	-	-	-	-
TEAM	1-0	1	-	-	-	-	1-0	-	-	-	-	-	-	-	-
MOORE, Rod	1-0	1	-	-	-	-	-	-	-	-	-	-	-	-	1-0

2014 UNIVERSITY OF CINCINNATI FOOTBALL

GAME-BY-GAME STATISTICS

SACKS	UA-A	TOT	TOL	MIAOH	OSU	MEM	MIAFL	SMU	USF	TUL	ECU	UCONN	TEM	HOU	VT
HARTSFIELD, T.	8-2	9.0	1.5-10	0.5-3	1.0-4	-	1.0-8	1.0-4	1.0-2	1.0-12	1.0-7	-	-	-	1.0-8
LUC, Jeff	6-1	6.5	-	1.5-12	-	-	-	1.0-6	-	-	1.0-13	2.0-13	1.0-7	-	-
MOUHON, S.	3-2	4.0	-	1.0-8	-	-	1.0-6	-	-	-	2.0-16	-	-	-	-
HARRAH, Brad	3-1	3.5	-	2.5-11	-	-	-	-	-	-	-	-	-	-	1.0-9
TEMPLE, Nick	3-0	3.0	-	-	-	-	-	-	-	-	-	-	2.0-18	1.0-9	-
PAYNE, L.	2-0	2.0	-	1.0-9	-	-	-	-	-	-	-	-	-	1.0-5	-
TEAM	1-0	1.0	-	-	-	-	1.0-13	-	-	-	-	-	-	-	-
WILDER, Howard	1-0	1.0	-	-	-	-	-	-	-	1.0-10	-	-	-	-	-
WILSON, Mark	1-0	1.0	-	-	DNP	-	-	1.0-8	DNP	-	-	-	DNP	DNP	-
BEARD, Camaron	0-2	1.0	-	1.0-8	-	-	-	-	-	-	-	-	-	-	-
BURTON, Chris	1-0	1.0	1.0-7	-	-	-	-	-	-	-	-	-	-	-	-
BROWN, Kevin	1-0	1.0	-	-	-	-	-	-	-	-	-	-	-	-	1.0-10
CASSEUS, C.	0-1	0.5	0.5-5	DNP	-	-	-	DNP	DNP	DNP	DNP	DNP	DNP	DNP	DNP
MITCHELL, B.	0-1	0.5	-	0.5-2	-	-	-	-	-	-	-	-	-	-	-

TFLs	UA-A	TOT	TOL	MIAOH	OSU	MEM	MIAFL	SMU	USF	TUL	ECU	UCONN	TEM	HOU	VT
HARTSFIELD, T.	10-4	12.0	1.5-10	0.5-3	1.0-4	-	1.0-8	1.0-4	2.0-20	1.0-12	1.0-7	-	0.5-0	-	2.5-21
TEMPLE, Nick	9-3	10.5	-	0.5-1	-	0.5-1	-	1.0-1	-	0.5-1	1.0-1	2.0-2	3.0-21	2.0-10	-
LUC, Jeff	8-4	10.0	-	3.5-14	-	-	-	1.5-7	-	-	1.0-13	2.5-15	1.0-7	-	0.5-1
HARRAH, Brad	5-2	6.0	-	2.5-11	-	0.5-1	-	-	-	-	-	-	-	2.0-2	1.0-9
PAYNE, L.	4-3	5.5	-	1.0-9	-	-	-	1.5-5	1.0-1	0.5-1	-	0.5-2	-	1.0-5	-
MOUHON, S.	4-2	5.0	-	1.0-8	-	-	1.0-6	-	-	-	2.0-16	-	1.0-12	-	-
WILSON, Eric	3-1	3.5	-	-	1.0-20	0.5-0	1.0-3	-	-	1.0-10	-	-	-	-	-
EDWARDS, Zach	2-3	3.5	-	1.0-3	-	0.5-1	-	0.5-0	-	-	-	-	-	-	1.5-2
JONES, Andre	2-2	3.0	-	0.5-1	-	1.0-3	-	-	-	1.0-3	-	0.5-1	-	-	-
PACE, Alex	1-4	3.0	-	1.0-6	-	1.0-2	-	-	-	-	-	0.5-1	0.5-1	-	DNP
WILDER, Howard	2-1	2.5	-	-	-	-	-	-	-	1.0-10	-	-	1.0-3	-	0.5-1
BROWN, Kevin	2-0	2.0	-	-	-	-	-	1.0-1	-	-	-	-	-	-	1.0-10
BEARD, Camaron	1-2	2.0	-	1.0-8	-	-	-	-	1.0-6	-	-	-	-	-	-
CASSEUS, C.	1-1	1.5	0.5-5	DNP	1.0-1	-	-	DNP	DNP	DNP	DNP	DNP	DNP	DNP	DNP
JORDAN, Jerrell	1-0	1.0	-	-	-	-	-	-	-	DNP	-	-	-	-	1.0-5
COLEMAN, Grant	1-0	1.0	-	-	-	-	1.0-1	-	-	-	-	-	-	-	-
WILSON, Mark	1-0	1.0	-	-	DNP	-	-	1.0-8	DNP	-	-	-	DNP	DNP	-
BURTON, Chris	1-0	1.0	1.0-7	-	-	-	-	-	-	-	-	-	-	-	-
TEAM	1-0	1.0	-	-	-	-	1.0-13	-	-	-	-	-	-	-	-
MITCHELL, B.	0-1	0.5	-	0.5-2	-	-	-	-	-	-	-	-	-	-	-
TYSON, Mike	0-1	0.5	-	-	-	-	-	0.5-1	-	-	-	-	-	-	-

FUMBLES FORCED	TOTAL	TOL	MIAOH	OSU	MEM	MIAFL	SMU	USF	TUL	ECU	UCONN	TEM	HOU	VT
LUC, Jeff	6	-	1	1	-	-	1	-	-	1	1	1	-	-
MOUHON, S.	1	-	1	-	-	-	-	-	-	-	-	-	-	-
MOORE, Rod	1	-	-	-	-	-	-	-	-	-	-	-	-	1
COLEMAN, Grant	1	1	-	-	-	-	-	-	-	-	-	-	-	-
WILSON, Eric	1	-	-	-	-	-	-	1	-	-	-	-	-	-
HARTSFIELD, T.	1	-	-	-	-	-	-	1	-	-	-	-	-	-
EDWARDS, Zach	1	-	-	-	1	-	-	-	-	-	-	-	-	-
HARRAH, Brad	1	-	-	-	-	-	-	-	-	-	-	-	-	1

FUMBLES RECOVERED	TOTAL	TOL	MIAOH	OSU	MEM	MIAFL	SMU	USF	TUL	ECU	UCONN	TEM	HOU	VT
LUC, Jeff	4	-	-	-	-	-	-	2	-	1	1	-	-	-
WILSON, Eric	3	1	-	-	-	-	-	-	1	-	1	-	-	-
HARTSFIELD, T.	3	-	1	-	-	-	-	-	-	1	-	1	-	-
PAYNE, L.	2	-	-	1	-	-	-	-	-	-	-	1	-	-
TEMPLE, Nick	1	-	-	-	-	-	1	-	-	-	-	-	-	-
JACOBS, Carter	1	-	-	-	-	1	-	-	-	-	-	-	-	-
TYSON, Mike	1	-	1	-	-	-	-	-	-	-	-	-	-	-
WILDER, Howard	1	-	-	-	-	-	1	-	-	-	-	-	-	-

2014 UNIVERSITY OF CINCINNATI FOOTBALL

STATISTICS

ALL-PURPOSE YARDS	TOTAL	TOL	MIAOH	OSU	MEM	MIAFL	SMU	USF	TUL	ECU	UCONN	TEM	HOU	VT
HOLTON, Johnny	1153	209	70	94	105	130	79	82	33	149	64	34	22	82
WASHINGTON, S.	863	65	71	27	16	64	51	211	36	49	63	34	63	113
MOORE, Chris	768	23	14	221	84	74	7	30	-	97	-	54	41	123
MOORE, Rod	755	2	10	2	65	30	74	28	124	103	122	50	117	28
MCKAY, Mekale	725	175	40	11	89	6	56	22	16	172	17	39	47	35
BOONE, Mike	712	DNP	DNP	DNP	DNP	32	18	212	113	45	52	74	92	74
MORRISON, Max	458	51	43	27	13	84	20	42	57	43	-	11	54	13
GLADNEY, Casey	344	-	-	23	10	41	61	DNP	59	15	25	-	49	61
CHISUM, Alex	242	39	4	19	25	17	17	10	11	21	-	-	40	39
WILLIAMS, Hosey	173	103	23	24	23	DNP	DNP	DNP	DNP	DNP	DNP	DNP	DNP	DNP
COLE, Nate	145	11	3	6	-	5	12	12	-	7	20	22	47	-
KIEL, Gunner	142	24	17	-1	7	2	50	20	-	6	28	-6	-11	6
GREEN, Tion	133	12	90	31	DNP	DNP	DNP	DNP	DNP	DNP	DNP	DNP	DNP	DNP
EVANS, Jarred	110	5	DNP	17	DNP	21	67	DNP	DNP	DNP	DNP	DNP	DNP	DNP
BANSCHBACH, C.	81	DNP	DNP	DNP	-	-	58	23	DNP	-	DNP	-	-	DNP
BROWN, Bobby	80	DNP	DNP	DNP	DNP	DNP	DNP	DNP	13	-	67	-	-	-
COLOSIMO, M.	54	DNP	DNP	DNP	DNP	DNP	DNP	DNP	-	DNP	-	DNP	DNP	54
LEGAUX, Munchie	50	5	DNP	DNP	20	DNP	-	6	16	DNP	-	DNP	3	DNP
DOWDY, DJ	36	13	8	4	-	-	9	-	2	-	-	-	-	-
JONES, Andre	32	-	-	-	-	-	32	-	-	-	-	-	-	-
ABERNATHY, RD	21	-1	22	DNP	DNP	DNP	DNP	DNP	DNP	DNP	DNP	DNP	DNP	DNP
EDWARDS, Zach	14	-	14	-	-	-	-	-	-	-	-	-	-	-
COGSWELL, Tyler	3	-	-	DNP	-	-	-	DNP	3	DNP	-	DNP	DNP	DNP
JUNIOR IV, E.J.	3	DNP	-	DNP	-	3	-	-	-	-	DNP	DNP	DNP	DNP

[illegible][illegible]

INT RETURNS	TOTAL	TOL	MIAOH	OSU	MEM	MIAFL	SMU	USF	TUL	ECU	UCONN	TEM	HOU	VT
EDWARDS, Zach	2-14	-	1-14	-	-	-	-	-	-	-	-	-	-	1-0
WILDER, Howard	2-0	-	-	-	-	-	1-0	1-0	-	-	-	-	-	-
JONES, Andre	1-32	-	-	-	-	-	1-32	-	-	-	-	-	-	-
BROWN, Aaron	1-0	-	DNP	-	-	-	-	-	-	-	-	-	1-0	-
STEPHENS, L.	1-0	-	-	-	-	-	-	1-0	-	-	-	-	-	-
PAYNE, L.	1-0	-	-	-	-	-	-	-	-	-	1-0	-	-	-

FUMBLE RETURNS	TOTAL	TOL	MIAOH	OSU	MEM	MIAFL	SMU	USF	TUL	ECU	UCONN	TEM	HOU	VT
JACOBS, Carter	1-27	-	-	-	-	1-27	-	-	-	-	-	-	-	-
HARTSFIELD, T.	1-27	-	-	-	-	-	-	-	-	1-27	-	-	-	-
TEMPLE, Nick	1-27	-	-	-	-	-	1-27	-	-	-	-	-	-	-
WILSON, Eric	1-5	1-5	-	-	-	-	-	-	-	-	-	-	-	-
PAYNE, L.	1-2	-	-	-	-	-	-	-	-	-	-	1-2	-	-

2014 UNIVERSITY OF CINCINNATI FOOTBALL

INDIVIDUAL GAME HIGHS

ANTOUN, Mason

Tackles: 3, at Rutgers, 11/16/13 (2-1)

BANSCHBACH, Chad

Rush attempts: 10, at SMU, 10/18/14
Rush yards: 58, at SMU, 10/18/14 (10 carries)
Long rush: 13, at SMU, 10/18/14
Total offense attempts: 10, at SMU, 10/18/14 (10 rush,0 pass)
Total offense yards: 58, at SMU, 10/18/14 (58 rush,0 pass)
All-purpose yards: 58, at SMU, 10/18/14
Tackles: 1, at Miami (Fla.), 10/11/14 (1-0); at SMU, 10/18/14 (1-0); East Carolina, 11/13/14 (0-1)

BEARD, Camaron

Tackles: 8, Memphis, 10/04/14 (1-7)
Sacks: 1.0, Northwestern State, 09/14/13 (1-0); Miami (Ohio), 09/20/14 (0-2)
Tackles for loss: 1.0, 6 times
Fumbles forced: 1 [t-10th], Miami (Ohio), 10/06/12
Fumbles recovered: 1 [t-5th], Pittsburgh, 09/06/12
Pass breakups: 1, USF, 11/23/12

BOND, Deyshawn

Tackles: 1, at USF, 10/05/13 (1-0); SMU, 11/09/13 (0-1)

BOONE, Mike

Points scored: 18, Houston, 12/06/14
Touchdowns: 3, Houston, 12/06/14
Rush attempts: 19, USF, 10/24/14
Rush yards: 212, USF, 10/24/14 (19 carries)
Rush TDs: 3, Houston, 12/06/14
Long rush: 63, USF, 10/24/14
Receptions: 3, at Miami (Fla.), 10/11/14
Receiving yards: 25, vs Virginia Tech, 12/27/14 (1 receptions)
Long reception: 25, vs Virginia Tech, 12/27/14
Total offense attempts: 19, USF, 10/24/14 (19 rush,0 pass)
Total offense yards: 212, USF, 10/24/14 (212 rush,0 pass)
All-purpose yards: 212, USF, 10/24/14
Tackles: 1, USF, 10/24/14 (0-1); at UConn, 11/22/14 (1-0)

BROWN, Aaron

Interceptions: 1, Houston, 12/06/14
Tackles: 4, Houston, 12/06/14 (2-2)

BROWN, Bobby

Rush attempts: 10, at UConn, 11/22/14
Rush yards: 67, at UConn, 11/22/14 (10 carries)
Long rush: 30, at UConn, 11/22/14
Total offense attempts: 10, at UConn, 11/22/14 (10 rush,0 pass)
Total offense yards: 67, at UConn, 11/22/14 (67 rush,0 pass)
All-purpose yards: 67, at UConn, 11/22/14
Tackles: 1, at Tulane, 10/31/14 (1-0); East Carolina, 11/13/14 (0-1); Houston, 12/06/14 (1-0)

BROWN, Kevin

Tackles: 13, Memphis, 10/04/14 (2-11)
Sacks: 1.0, vs Virginia Tech, 12/27/14 (1-0)
Tackles for loss: 1.0, at SMU, 10/18/14 (1-0); vs Virginia Tech, 12/27/14 (1-0)
Pass breakups: 2, USF, 10/24/14 ; East Carolina, 11/13/14

BURTON, Chris

Tackles: 2, at Miami (Fla.), 10/11/14 (2-0)
Sacks: 1.0, Toledo, 09/12/14 (1-0)
Tackles for loss: 1.0, Toledo, 09/12/14 (1-0)

CASSEUS, C.

Tackles: 7, Northwestern State, 09/14/13 (2-5)
Sacks: .5, Toledo, 09/12/14 (0-1)
Tackles for loss: 1.0, 4 times
Pass breakups: 1, at Ohio State, 09/27/14

CHISUM, Alex

Points scored: 6, 4 times
Touchdowns: 1, 4 times
Receptions: 4, Louisville, 10/15/11
Receiving yards: 73, at USF, 10/22/11 (3 receptions)
Receiving TDs: 1, 4 times

Long reception: 30, at USF, 10/22/11
All-purpose yards: 73, at USF, 10/22/11
Tackles: 2, at Temple, 11/29/14 (2-0)

COGSWELL, Tyler

Receptions: 1, at Tulane, 10/31/14
Receiving yards: 3, at Tulane, 10/31/14 (1 receptions)
Long reception: 3, at Tulane, 10/31/14
All-purpose yards: 3, at Tulane, 10/31/14

COLE, Nate

Points scored: 6, Toledo, 09/12/14 ; at UConn, 11/22/14
Touchdowns: 1, Toledo, 09/12/14 ; at UConn, 11/22/14
Receptions: 3, at UConn, 11/22/14
Receiving yards: 47, Houston, 12/06/14 (2 receptions)
Receiving TDs: 1, Toledo, 09/12/14 ; at UConn, 11/22/14
Long reception: 34, Houston, 12/06/14
All-purpose yards: 47, Houston, 12/06/14
Tackles: 1, USF, 10/24/14 (1-0); East Carolina, 11/13/14 (0-1)

COLEMAN, Grant

Tackles: 7, Memphis, 10/04/14 (1-6); at Miami (Fla.), 10/11/14 (6-1)
Tackles for loss: 1.0, at Miami (Fla.), 10/11/14 (1-0)
Fumbles forced: 1 [t-10th], Toledo, 09/12/14
Pass breakups: 1, at Tulane, 10/31/14 ; at Rutgers, 11/16/13 ; vs Virginia Tech, 12/27/14

COLOSIMO, M.

Rush attempts: 4, vs Virginia Tech, 12/27/14
Rush yards: 54, vs Virginia Tech, 12/27/14 (4 carries)
Long rush: 20, vs Virginia Tech, 12/27/14
Pass attempts: 10, vs Virginia Tech, 12/27/14
Pass completions: 3, vs Virginia Tech, 12/27/14
Pass yards: 70, vs Virginia Tech, 12/27/14
Pass TDs: 1, vs Virginia Tech, 12/27/14
Long pass: 43, vs Virginia Tech, 12/27/14
Total offense attempts: 14, vs Virginia Tech, 12/27/14 (4 rush,10 pass)
Total offense yards: 124, vs Virginia Tech, 12/27/14 (54 rush,70 pass)
All-purpose yards: 54, vs Virginia Tech, 12/27/14

DOSTON, Darren

Tackles: 1, Northwestern State, 09/14/13 (0-1)
Fumbles recovered: 1, Purdue, 08/31/13

DOWDY, DJ

Receptions: 1, Toledo, 09/12/14 ; at Miami (Ohio), 09/21/13 ; UConn, 10/19/13
Receiving yards: 13, Toledo, 09/12/14 (1 receptions)
Long reception: 13, Toledo, 09/12/14
All-purpose yards: 13, Toledo, 09/12/14

EDWARDS, Zach

All-purpose yards: 20, Temple, 10/11/13
Interceptions: 1, 4 times
Long interception return: 20, Temple, 10/11/13
Tackles: 18, Memphis, 10/04/14 (7-11)
Tackles for loss: 1.5, vs Virginia Tech, 12/27/14 (1-0)
Fumbles forced: 1, Purdue, 08/31/13 ; Memphis, 10/04/14
Fumbles recovered: 1, at Memphis, 10/30/13
Pass breakups: 3, vs NC Tar Heels, 12/28/13

EVANS, Jarred

Points scored: 6, at SMU, 10/18/14
Touchdowns: 1, at SMU, 10/18/14
Rush attempts: 10, at SMU, 10/18/14
Rush yards: 67, at SMU, 10/18/14 (10 carries)
Rush TDs: 1, at SMU, 10/18/14
Long rush: 17, at SMU, 10/18/14
Pass attempts: 2, at Miami (Fla.), 10/11/14 ; at SMU, 10/18/14
Pass completions: 2, at SMU, 10/18/14
Pass yards: 10, at SMU, 10/18/14
Long pass: 12, at SMU, 10/18/14
Total offense attempts: 12, at SMU, 10/18/14 (10 rush,2 pass)
Total offense yards: 77, at SMU, 10/18/14 (67 rush,10 pass)
All-purpose yards: 67, at SMU, 10/18/14

GANTZ, Andrew

Points scored: 12, East Carolina, 11/13/14
Kick PATs: 7, Toledo, 09/12/14
Points by kicking: 12, East Carolina, 11/13/14
Field goals made: 3, at SMU, 10/18/14
Field goal attempts: 3, at SMU, 10/18/14
Longest field goal: 47, East Carolina, 11/13/14

GERACI, Sam

Punt attempts: 8, at Temple, 11/29/14
Punt yards: 337, at Temple, 11/29/14 (8 punts)
Longest punt: 60, at Miami (Fla.), 10/11/14
Tackles: 1, at UConn, 11/22/14 (0-1); vs Virginia Tech, 12/27/14 (1-0)

GLADNEY, Casey

Points scored: 6, at Tulane, 10/31/14
Touchdowns: 1, at Tulane, 10/31/14
Receptions: 4, at UConn, 11/22/14
Receiving yards: 61, at SMU, 10/18/14 (2 receptions)
Receiving TDs: 1, at Tulane, 10/31/14
Long reception: 54, at Tulane, 10/31/14
All-purpose yards: 61, at SMU, 10/18/14 ; vs Virginia Tech, 12/27/14
Kick returns: 2, at Miami (Fla.), 10/11/14 ; Houston, 12/06/14 ; vs Virginia Tech, 12/27/14
Kick return yards: 45, Houston, 12/06/14 (2 returns)
Long kick return: 35, Houston, 12/06/14

GOLIC, Jake

Points scored: 6, at UConn, 11/22/14
Touchdowns: 1, at UConn, 11/22/14
Receptions: 1, at UConn, 11/22/14
Receiving yards: 2, at UConn, 11/22/14 (1 receptions)
Receiving TDs: 1, at UConn, 11/22/14
Long reception: 2, at UConn, 11/22/14
All-purpose yards: 2, at UConn, 11/22/14
Kick returns: 1, Houston, 12/06/14
Kick return yards: -2, Houston, 12/06/14 (1 returns)

GREEN, Tion

Points scored: 12, Temple, 10/11/13 ; at Memphis, 10/30/13
Touchdowns: 2, Temple, 10/11/13 ; at Memphis, 10/30/13
Rush attempts: 18, Temple, 10/11/13
Rush yards: 91, Temple, 10/11/13 (18 carries)
Rush TDs: 2, Temple, 10/11/13 ; at Memphis, 10/30/13
Long rush: 24, Temple, 10/11/13
Receptions: 2, Miami (Ohio), 09/20/14
Receiving yards: 17, Miami (Ohio), 09/20/14 (2 receptions)
Long reception: 16, Miami (Ohio), 09/20/14
Total offense attempts: 18, Temple, 10/11/13 (18 rush,0 pass)
Total offense yards: 91, Temple, 10/11/13 (91 rush,0 pass)
All-purpose yards: 96, Temple, 10/11/13

HARRAH, Brad

Tackles: 6, Miami (Ohio), 09/20/14 (2-4); Houston, 12/06/14 (3-3)
Sacks: 2.5, Miami (Ohio), 09/20/14 (2-1)
Tackles for loss: 2.5, at Illinois, 09/07/13 (2-0); Miami (Ohio), 09/20/14 (2-1)
Fumbles forced: 1, vs Virginia Tech, 12/27/14
Pass breakups: 1, Memphis, 10/04/14 ; at SMU, 10/18/14

HARTSFIELD, Terrell

Points scored: 6, East Carolina, 11/13/14
Touchdowns: 1, East Carolina, 11/13/14
Tackles: 6, Toledo, 09/12/14 (2-4); at Ohio State, 09/27/14 (5-1)
Sacks: 1.5, Toledo, 09/12/14 (1-1); UConn, 10/19/13 (1-1)
Tackles for loss: 2.0, UConn, 10/19/13 (1-1); USF, 10/24/14 (2-0)
Fumbles forced: 1, USF, 10/24/14
Fumbles recovered: 1, Miami (Ohio), 09/20/14 ; East Carolina, 11/13/14 ; at Temple, 11/29/14
Pass breakups: 1, USF, 10/24/14 ; East Carolina, 11/13/14 ; vs NC Tar Heels, 12/28/13

HOLTON, Johnny

Points scored: 6, 5 times
Touchdowns: 1, 5 times
Receptions: 5, at Miami (Fla.), 10/11/14 ; at Temple, 11/29/14
Receiving yards: 83, at Miami (Fla.), 10/11/14 (5 receptions)
Receiving TDs: 1, 5 times

Long reception: 41, Toledo, 09/12/14
All-purpose yards: 209, Toledo, 09/12/14
Kick returns: 6, Toledo, 09/12/14 ; East Carolina, 11/13/14
Kick return yards: 141, Toledo, 09/12/14 (6 returns)
Long kick return: 40, at SMU, 10/18/14
Tackles: 1, Toledo, 09/12/14 (1-0); East Carolina, 11/13/14 (1-0)

HYLAND, Kevin

Tackles: 2, Northwestern State, 09/14/13 (0-2); Memphis, 10/04/14 (0-2); at UConn, 11/22/14 (0-2)

JACOBS, Carter

Points scored: 6, at Miami (Fla.), 10/11/14
Touchdowns: 1, at Miami (Fla.), 10/11/14
Tackles: 4, at Miami (Fla.), 10/11/14 (4-0)
Fumbles recovered: 1, at Miami (Fla.), 10/11/14

JONES, Andre

All-purpose yards: 32, at SMU, 10/18/14
Interceptions: 1, at SMU, 10/18/14
Long interception return: 32, at SMU, 10/18/14
Tackles: 10, at Ohio State, 09/27/14 (4-6)
Tackles for loss: 1.0, Memphis, 10/04/14 (1-0); at Tulane, 10/31/14 (1-0)
Pass breakups: 1, at SMU, 10/18/14 ; USF, 10/24/14 ; at Tulane, 10/31/14

JORDAN, Jerrell

Tackles: 5, at Ohio State, 09/27/14 (0-5); vs Virginia Tech, 12/27/14 (2-3)
Tackles for loss: 1.0, vs Virginia Tech, 12/27/14 (1-0)
Pass breakups: 1, East Carolina, 11/13/14 ; at Rutgers, 11/16/13

JUNIOR IV, E.J.

Rush attempts: 1, at Miami (Fla.), 10/11/14
Rush yards: 3, at Miami (Fla.), 10/11/14 (1 carries)
Long rush: 3, at Miami (Fla.), 10/11/14
Total offense attempts: 1, at Miami (Fla.), 10/11/14 (1 rush,0 pass)
Total offense yards: 3, at Miami (Fla.), 10/11/14 (3 rush,0 pass)
All-purpose yards: 3, at Miami (Fla.), 10/11/14

KEEBLER, Cory

Tackles: 1, Louisville, 12/05/13 (0-1); vs NC Tar Heels, 12/28/13 (1-0)

KIEL, Gunner

Points scored: 6, USF, 10/24/14
Touchdowns: 1, USF, 10/24/14
Rush attempts: 8, Miami (Ohio), 09/20/14
Rush yards: 50, at SMU, 10/18/14 (6 carries)
Rush TDs: 1, USF, 10/24/14
Long rush: 24, Toledo, 09/12/14
Pass attempts: 57, at Miami (Fla.), 10/11/14
Pass completions: 31, at Miami (Fla.), 10/11/14
Pass yards: 436, East Carolina, 11/13/14
Pass TDs: 6, Toledo, 09/12/14
Had intercepted: 3, at Miami (Fla.), 10/11/14 ; East Carolina, 11/13/14
Long pass: 83, at Ohio State, 09/27/14
Total offense attempts: 61, at Miami (Fla.), 10/11/14 (4 rush,57 pass)
Total offense yards: 442, Toledo, 09/12/14 (24 rush,418 pass); East Carolina, 11/13/14 (6 rush,436 pass)
All-purpose yards: 50, at SMU, 10/18/14
Punt attempts: 1, Miami (Ohio), 09/20/14 ; at Temple, 11/29/14
Punt yards: 42, Miami (Ohio), 09/20/14 (1 punts)
Longest punt: 42, Miami (Ohio), 09/20/14

LEAHY, Ryan

Tackles: 1, at Rutgers, 11/16/13 (1-0)

INDIVIDUAL GAME HIGHS

LEGAUX, Munchie

Points scored: 6, 8 times
Touchdowns: 1, 8 times
Rush attempts: 12, at Rutgers, 11/19/11
Rush yards: 117, Pittsburgh, 09/06/12 (6 carries)
Rush TDs: 1, 8 times
Long rush: 77, Pittsburgh, 09/06/12
Pass attempts: 42, vs Virginia Tech, 09/29/12
Pass completions: 20, Delaware State, 09/14/12
Pass yards: 376, vs Virginia Tech, 09/29/12
Pass TDs: 3, vs Virginia Tech, 09/29/12 ; at Tulane, 10/31/14 ; Connecticut, 12/03/11
Had intercepted: 3, at Louisville, 10/26/12
Long pass: 78, Fordham, 10/12/12
Receptions: 1, Pittsburgh, 12/04/10
Receiving yards: 18, Pittsburgh, 12/04/10 (1 receptions)
Long reception: 18, Pittsburgh, 12/04/10
Total offense attempts: 53, vs Virginia Tech, 09/29/12 (11 rush,42 pass)
Total offense yards: 403, vs Virginia Tech, 09/29/12 (27 rush,376 pass)
All-purpose yards: 117, Pittsburgh, 09/06/12
Tackles: 1, Austin Peay, 09/03/11 (0-1); at USF, 10/22/11 (0-1); vs Duke, 12/27/12 (1-0)

LLOYD, John

Rush attempts: 1, at Rutgers, 11/16/13
Rush yards: 14, at Rutgers, 11/16/13 (1 carries)
Long rush: 14, at Rutgers, 11/16/13
Total offense attempts: 1, at Rutgers, 11/16/13 (1 rush,0 pass)
Total offense yards: 14, at Rutgers, 11/16/13 (14 rush,0 pass)
All-purpose yards: 14, at Rutgers, 11/16/13
Punt attempts: 5, at Illinois, 09/07/13 ; at Ohio State, 09/27/14 ; vs NC Tar Heels, 12/28/13
Punt yards: 198, at Ohio State, 09/27/14 (5 punts)
Longest punt: 62, Louisville, 12/05/13
Tackles: 1, at Illinois, 09/07/13 (1-0)

LUC, Jeff

Tackles: 19, Miami (Ohio), 09/20/14 (8-11)
Sacks: 2.0, at UConn, 11/22/14 (2-0)
Tackles for loss: 3.5, Miami (Ohio), 09/20/14 (3-1)
Fumbles forced: 1 [t-10th], 9 times
Fumbles recovered: 2 [t-1st], USF, 10/24/14
Pass breakups: 1, 6 times

MCKAY, Mekale

Points scored: 18, at Rutgers, 11/16/13
Touchdowns: 3, at Rutgers, 11/16/13
Rush attempts: 1, at Rutgers, 11/16/13
Rush yards: 1, at Rutgers, 11/16/13 (1 carries)
Long rush: 1, at Rutgers, 11/16/13
Receptions: 9, Toledo, 09/12/14 ; East Carolina, 11/13/14
Receiving yards: 175, Toledo, 09/12/14 (9 receptions)
Receiving TDs: 3, at Rutgers, 11/16/13
Long reception: 80, Memphis, 10/04/14
Total offense attempts: 1, at Rutgers, 11/16/13 (1 rush,0 pass)
Total offense yards: 1, at Rutgers, 11/16/13 (1 rush,0 pass)
All-purpose yards: 175, Toledo, 09/12/14
Tackles: 1, Miami (Ohio), 09/20/14 (1-0); at Tulane, 10/31/14 (1-0)

MILIANO, Tony

Points scored: 14, NC State, 09/22/11 ; at Pittsburgh, 11/05/11
Kick PATs: 9, Northwestern State, 09/14/13
Points by kicking: 14, NC State, 09/22/11 ; at Pittsburgh, 11/05/11
Field goals made: 4, at Pittsburgh, 11/05/11
Field goal attempts: 4, at Pittsburgh, 11/05/11 ; at Houston, 11/23/13 ; at Syracuse, 11/26/11
Longest field goal: 48, NC State, 09/22/11 ; at Syracuse, 11/26/11
Tackles: 1, Austin Peay, 09/03/11 (1-0); at Miami (Fla.), 10/11/14 (1-0)

MITCHELL, B.

Tackles: 6, Memphis, 10/04/14 (3-3)
Sacks: .5, Miami (Ohio), 09/20/14 (0-1)
Tackles for loss: 1.0, at Rutgers, 11/16/13 (1-0)

MOORE, Chris

Points scored: 18, at Ohio State, 09/27/14
Touchdowns: 3, at Ohio State, 09/27/14
Rush attempts: 1, Temple, 10/11/13 ; Louisville, 12/05/13

Rush yards: 20, Temple, 10/11/13 (1 carries)
Long rush: 20, Temple, 10/11/13
Receptions: 7, Louisville, 12/05/13
Receiving yards: 221, at Ohio State, 09/27/14 (3 receptions)
Receiving TDs: 3, at Ohio State, 09/27/14
Long reception: 83, at Ohio State, 09/27/14
Total offense attempts: 1, Temple, 10/11/13 (1 rush,0 pass); Louisville, 12/05/13 (1 rush,0 pass)
Total offense yards: 20, Temple, 10/11/13 (20 rush,0 pass)
All-purpose yards: 221, at Ohio State, 09/27/14
Kick returns: 3, at Temple, 11/29/14
Kick return yards: 54, at Temple, 11/29/14 (3 returns)
Long kick return: 29, at Temple, 11/29/14
Tackles: 1, Memphis, 10/04/14 (1-0); Rutgers, 11/17/12 (1-0); at UConn, 11/22/14 (1-0)

MOORE, Rod

Points scored: 6, 5 times
Touchdowns: 1, 5 times
Rush attempts: 21, at UConn, 11/22/14
Rush yards: 124, at Tulane, 10/31/14 (15 carries)
Rush TDs: 1, 5 times
Long rush: 61, at Tulane, 10/31/14
Receptions: 2, Houston, 12/06/14
Receiving yards: 42, Houston, 12/06/14 (2 receptions)
Long reception: 31, at Temple, 11/29/14
Total offense attempts: 21, at UConn, 11/22/14 (21 rush,0 pass)
Total offense yards: 124, at Tulane, 10/31/14 (124 rush,0 pass)
All-purpose yards: 124, at Tulane, 10/31/14
Kick returns: 5, Louisville, 12/05/13 ; vs NC Tar Heels, 12/28/13
Kick return yards: 114, Louisville, 12/05/13 (5 returns)
Long kick return: 33, at Memphis, 10/30/13
Tackles: 3, UConn, 10/19/13 (2-1)
Fumbles forced: 1, vs Virginia Tech, 12/27/14
Pass breakups: 1, UConn, 10/19/13

MORRISON, Max

Points scored: 6, 7 times
Touchdowns: 1, 7 times
Rush attempts: 1, at Illinois, 09/07/13
Rush yards: 3, at Illinois, 09/07/13 (1 carries)
Long rush: 3, at Illinois, 09/07/13
Receptions: 6, at Miami (Fla.), 10/11/14
Receiving yards: 87, Northwestern State, 09/14/13 (2 receptions)
Receiving TDs: 1, 7 times
Long reception: 46, Northwestern State, 09/14/13
Total offense attempts: 1, at Illinois, 09/07/13 (1 rush,0 pass)
Total offense yards: 3, at Illinois, 09/07/13 (3 rush,0 pass)
All-purpose yards: 87, Northwestern State, 09/14/13
Punt returns: 1, vs Virginia Tech, 12/27/14
Tackles: 1, East Carolina, 11/13/14 (0-1); vs Virginia Tech, 12/27/14 (1-0)

MOUHON, S.

Receptions: 1, vs Virginia Tech, 09/29/12
Receiving yards: 16, vs Virginia Tech, 09/29/12 (1 receptions)
Long reception: 16, vs Virginia Tech, 09/29/12
All-purpose yards: 16, vs Virginia Tech, 09/29/12
Tackles: 8, at Ohio State, 09/27/14 (5-3); Memphis, 10/04/14 (4-4)
Sacks: 2.0, UConn, 10/19/13 (1-2); East Carolina, 11/13/14 (2-0); at Houston, 11/23/13 (2-0)
Tackles for loss: 2.5, at Houston, 11/23/13 (2-0)
Fumbles forced: 1, 4 times
Pass breakups: 1, Purdue, 08/31/13 ; Miami (Ohio), 10/06/12 ; at Temple, 11/29/14

MURRAY, Justin

Tackles: 1, East Carolina, 11/13/14 (1-0)

PACE, Alex

Tackles: 4, at UConn, 11/22/14 (1-3)
Tackles for loss: 1.0, Miami (Ohio), 09/20/14 (1-0); Memphis, 10/04/14 (0-0)

PAYNE, Leviticus

Interceptions: 1, at Rutgers, 11/16/13 ; at UConn, 11/22/14
Tackles: 11, at Ohio State, 09/27/14 (6-5)
Sacks: 1.0, Miami (Ohio), 09/20/14 (1-0); Houston, 12/06/14 (1-0)
Tackles for loss: 2.0, Miami (Ohio), 09/20/14 (2-0)
Fumbles forced: 1, Miami (Ohio), 09/20/14
Fumbles recovered: 1, at Ohio State, 09/27/14 ; at Temple, 11/29/14 ; vs NC Tar Heels, 12/28/13
Pass breakups: 2, East Carolina, 11/13/14 ; Houston, 12/06/14 ; vs Virginia Tech, 12/27/14

STEPHENS, Linden

Interceptions: 1, USF, 10/24/14
Tackles: 3, 4 times
Pass breakups: 2, East Carolina, 11/13/14

TEMPLE, Nick

Points scored: 6, at SMU, 10/18/14 ; vs Duke, 12/27/12
Touchdowns: 1, at SMU, 10/18/14 ; vs Duke, 12/27/12
All-purpose yards: 55, vs Duke, 12/27/12
Interceptions: 1, Purdue, 08/31/13 ; vs Duke, 12/27/12 ; vs Vanderbilt, 12/31/11
Long interception return: 55, vs Duke, 12/27/12
Tackles: 14, East Carolina, 11/13/14 (8-6)
Sacks: 2.0, Northwestern State, 09/14/13 (2-0); at Temple, 11/29/14 (2-0)
Tackles for loss: 3.5, at Connecticut, 12/01/12 (3-0)
Fumbles forced: 1, Temple, 10/11/13 ; vs Vanderbilt, 12/31/11
Fumbles recovered: 1, at SMU, 10/18/14
Pass breakups: 1, 7 times

TYSON, Mike

All-purpose yards: 95, UConn, 10/19/13
Interceptions: 1, UConn, 10/19/13 ; at Rutgers, 11/16/13
Long interception return: 87 [1st], UConn, 10/19/13
Tackles: 9, Memphis, 10/04/14 (3-6)
Tackles for loss: .5, at SMU, 10/18/14 (0-0); at Rutgers, 11/16/13 (0-0)
Fumbles recovered: 1 [t-4th], Miami (Ohio), 09/20/14
Pass breakups: 1, at Ohio State, 09/27/14 ; Louisville, 12/05/13

WASHINGTON, S.

Points scored: 6, 6 times
Touchdowns: 1, 6 times
Rush attempts: 4, vs Virginia Tech, 12/27/14 ; vs NC Tar Heels, 12/28/13
Rush yards: 67, vs NC Tar Heels, 12/28/13 (4 carries)
Rush TDs: 1, vs NC Tar Heels, 12/28/13
Long rush: 52, vs NC Tar Heels, 12/28/13
Pass attempts: 2, at Rutgers, 11/16/13
Pass completions: 2, at Rutgers, 11/16/13
Pass yards: 40, at Rutgers, 11/16/13
Pass TDs: 1, at Rutgers, 11/16/13
Long pass: 31, vs Virginia Tech, 12/27/14
Receptions: 12, USF, 10/24/14
Receiving yards: 163, USF, 10/24/14 (12 receptions)
Receiving TDs: 1, 5 times
Long reception: 43, at Houston, 11/23/13
Total offense attempts: 5, vs Virginia Tech, 12/27/14 (4 rush,1 pass); vs NC Tar Heels, 12/28/13 (4 rush,1 pass)
Total offense yards: 67, vs NC Tar Heels, 12/28/13 (67 rush,0 pass)
All-purpose yards: 211, USF, 10/24/14
Punt returns: 5, at Miami (Ohio), 09/21/13
Punt return yards: 46, USF, 10/24/14 (2 returns)
Long punt return: 46, USF, 10/24/14
Kick returns: 1, Northwestern State, 09/14/13 ; at Rutgers, 11/16/13
Kick return yards: 19, Northwestern State, 09/14/13 (1 returns)
Long kick return: 19, Northwestern State, 09/14/13
Tackles: 2, at Tulane, 10/31/14 (2-0)

WILDER, Howard

Interceptions: 1, 4 times
Tackles: 8, Toledo, 09/12/14 (3-5); at Tulane, 10/31/14 (6-2)
Sacks: 1.0, at Tulane, 10/31/14 (1-0)
Tackles for loss: 1.0, at Tulane, 10/31/14 (1-0); at Temple, 11/29/14 (1-0)
Fumbles forced: 1, Purdue, 08/31/13
Fumbles recovered: 1, at SMU, 10/18/14
Pass breakups: 2, at Illinois, 09/07/13

WILLIAMS, Hosey

Points scored: 12, Northwestern State, 09/14/13

Touchdowns: 2, Northwestern State, 09/14/13
Rush attempts: 20, at Miami (Ohio), 09/21/13
Rush yards: 117, Northwestern State, 09/14/13 (11 carries)
Rush TDs: 2, Northwestern State, 09/14/13
Long rush: 77, Northwestern State, 09/14/13
Receptions: 1, 7 times
Receiving yards: 18, Memphis, 10/04/14 (1 receptions)
Long reception: 18, Memphis, 10/04/14
Total offense attempts: 20, at Miami (Ohio), 09/21/13 (20 rush,0 pass)
Total offense yards: 117, Northwestern State, 09/14/13 (117 rush,0 pass)
All-purpose yards: 117, Northwestern State, 09/14/13
Tackles: 1, Miami (Ohio), 09/20/14 (1-0); at Ohio State, 09/27/14 (1-0); SMU, 11/09/13 (0-1)

WILLIS, Kirk

Tackles: 2, Pittsburgh, 09/06/12 (1-1)

WILSON, Eric

Points scored: 6, at Tulane, 10/31/14
Touchdowns: 1, at Tulane, 10/31/14
Tackles: 5, at Ohio State, 09/27/14 (4-1)
Tackles for loss: 1.0, at Ohio State, 09/27/14 (1-0); at Miami (Fla.), 10/11/14 (1-0); at Tulane, 10/31/14 (1-0)
Fumbles forced: 1, USF, 10/24/14
Fumbles recovered: 1, Toledo, 09/12/14 ; at Tulane, 10/31/14

WILSON, Mark

Tackles: 3, at SMU, 10/18/14 (2-1)
Sacks: 1.0, at SMU, 10/18/14 (1-0)
Tackles for loss: 1.0, at SMU, 10/18/14 (1-0)

WITTY, Adrian

Points scored: 6, Purdue, 08/31/13
Touchdowns: 1, Purdue, 08/31/13
All-purpose yards: 41, Purdue, 08/31/13
Interceptions: 1, Purdue, 08/31/13
Long interception return: 41, Purdue, 08/31/13
Tackles: 11, SMU, 11/09/13 (7-4)
Sacks: 2.0, USF, 11/23/12 (2-0)
Tackles for loss: 2.0, at Toledo, 10/20/12 (2-0); USF, 11/23/12 (2-0)
Fumbles forced: 2, Austin Peay, 09/03/11
Pass breakups: 2, USF, 11/23/12

SUPERLATIVES

CINCINNATI SUPERLATIVES

INDIVIDUAL

Longest Rush: 63, Mike Boone vs. USF
Longest Touchdown Run: 28, Rod Moore at UConn
Longest Pass: 83, Gunner Kiel at Ohio State
Longest TD Pass: 83, Gunner Kiel at Ohio State
Longest Punt Return: 46, Shaq Washington vs. USF
Longest Kickoff Return: 40, Johnny Holton, at SMU
Longest Interception Return: 32, Andre Jones at SMU
Most Punts: 8, Sam Geraci at Temple
Longest Punt: 60, Sam Geraci at Miami (Fla.)
Highest Punt Average: 46.3, Sam Geraci at UConn
Longest Field Goal: 47, Andrew Gantz vs. East Carolina
Most Field Goals: 3, Andrew Gantz at SMU
Most TDs Rushing: 3, Mike Boone vs. Houston
Most TDs Receiving: 3, Chris Moore at Ohio State
Most TDs Passing: 6, Gunner Kiel vs. Toledo
Most Rushing Attempts: 21, Rod Moore at UConn
Most Yards Rushing: 212, Mike Boone vs. USF
Most Pass Attempts: 57, Gunner Kiel at Miami (Fla.)
Most Pass Completions: 31, Gunner Kiel at Miami (Fla.)
Most Yards Passing: 436, Gunner Kiel vs. East Carolina
Most Receptions: 12, Shaq Washington vs. USF
Most Yards Receiving: 221, Chris Moore at Ohio State
Most Total Offense: 442, Gunner Kiel vs. Toledo
Most All-Purpose Yards: 224, Chris Moore at Ohio State
Most Interceptions: 1, eight times
Most Tackles: 19, Jeff Luc vs. Miami (Ohio)
Most Solo Tackles: 12, Zach Edwards vs. East Carolina
Most Quarterback Sacks: 2.5, Brad Harrah vs. Miami (Ohio)
Most Tackles for Loss: 3.5, Jeff Luc vs. Miami (Ohio)
Most Passes Broken Up: 3, Andre Jones vs. East Carolina
* School Record

TEAM

	High	Low
Rushes	50 (USF)	19 (Ohio State)
Yards Rushing	273 (USF)	67 (Miami Fla.)
TD Rushes	3 (USF/SMU/Houston)	0 (four times)
Pass Attempts	60 (Miami Fla.)	26 (Tulane)
Pass Completions	31 (Miami Fla.)	16 (Memphis)
Yards Passing	436 (Toledo/East Carolina)	174 (Temple)
TD Passes	6 (Toledo)	1 (four times)
Total Plays	89 (Miami Fla.)	52 (Ohio State)
Total Offense	590 (USF)	255 (Temple)
Points	58 (Toledo)	14 (Memphis/Temple)
Sacks By	8 (Miami Ohio)	0 (Memphis)
First Downs	33 (Houston)	14 (Temple)
Penalties	8 (East Carolina)	1 (Houston)
Penalty Yards	69 (SMU)	10 (Houston)
Turnovers	4 (USF)	0 (four times)
Interceptions By	2 (SMU/USF)	0 (six times)

OPPONENT SUPERLATIVES

INDIVIDUAL

Longest Rush: 80, Duke Johnson at Miami (Fla.)
Longest Touchdown Run: 80, Duke Johnson at Miami (Fla.)
Longest Pass: 89, Greg Ward vs. Houston
Longest TD Pass: 83, Gunner Kiel at Ohio State
Longest Punt Return: 21, Corey Jones vs. Toledo
Longest Kickoff Return: 59, Bobby McCain vs. Memphis
Longest Interception Return: 46, Tyriq McCord at Miami (Fla.)
Most Punts: 8, Alex Starzyk at Temple
Longest Punt: 65, Justin Vogel at Miami (Fla.)
Highest Punt Average: 46.6, Justin Vogel at Miami (Fla.)
Longest Field Goal: 49, Kaleb Patterson vs. Miami (Ohio)
Most Field Goals: 2, six times
Most TDs Rushing: 2, Paxton Lynch vs. Memphis
Most TDs Receiving: 2, four times
Most TDs Passing: 4, JT Barrett at Ohio State
Most Rushing Attempts: 38, Sam Craft vs. Memphis
Most Yards Rushing: 182, Ezekiel Elliott at Ohio State
Most Pass Attempts: 61, Shane Carden vs. East Carolina
Most Pass Completions: 35, Shane Carden vs. East Carolina
Most Yards Passing: 425, Shane Carden vs. East Carolina
Most Receptions: 15 Justin Hardy, vs. East Carolina
Most Yards Receiving: 188, Justin Hardy vs. East Carolina
Most Total Offense: 444, Greg Ward vs. Houston
Most All-Purpose Yards: 233, Ezekiel Elliott at Ohio State
Most Interceptions: 2, Quinten Rollins vs. Miami (Ohio), Ivey Lamar vs. East Carolina
Most Tackles: 14, Efrem Oliphant vs. Houston
Most Solo Tackles: 7, four times
Most Quarterback Sacks: 2.0, Tank Jakes vs. Memphis
Most Tackles for Loss: 3.0, Tank Jakes vs. Memphis
Most Passes Broken Up: 3, Artie Burns, Miami (Fla.)
* School Record

TEAM

	High	Low
Rushes	69 (Memphis)	22 (USF)
Yards Rushing	380 (Ohio State)	42 (USF)
TD Rushes	4 (East Carolina)	0 (four times)
Pass Attempts	62 (East Carolina)	25 (Memphis/Miami, Fla./VT)
Pass Completions	35 (East Carolina)	13 (Miami, Ohio)
Yards Passing	425 (East Carolina)	81 (UConn)
TD Passes	4 (Ohio State)	0 (three times)
Total Plays	101 (Ohio State)	54 (UConn)
Total Offense	710 (Ohio State)	129 (UConn)
Points	55 (Miami, Fla.)	0 (UConn)
Sacks By	4 (Houston)	0 (Tulane/UConn)
First Downs	45 (Ohio State)	10 (UConn)
Penalties	13 (Miami, Fla.)	2 (UConn)
Penalty Yards	155 (Miami, Fla.)	20 (UConn)
Turnovers	4 (SMU/USF)	0 (three times)
Interceptions By	3 (Miami, Fla./ECU)	0 (six times)

MISCELLANEOUS STATISTICS

TURNOVERS

Takeaways (Fum/Int): 24 (16/8)
Giveaways (Fum/Int): 22 (8/14)
Difference: +2

POINTS OFF TURNOVERS

Cincinnati: 112
Opponents: 78

POINTS OFF TURNOVERS PER GAME

Cincinnati: 8.6
Opponents: 6.0

KICKOFFS

Kickoffs: 84
Touchbacks (pct.): 34 (.405)
Fair Catches: 0
Downed Kicks: 0
Out of Bounds: 1
Onside Kicks (No./Recovered by UC): 0/0
Opponent Returns (No.-Yds./Avg): 48-1,069/22.2
Opponent Touchdowns: 0

KICKOFF RETURNS

Kickoffs: 67
Touchbacks (pct.): 23 (.343)
Fair Catches: 0
Downed Kicks: 0
Out of Bounds: 2
Onside Kicks (No./Recovered by UC): 0/0
Returns (No.-Yds./Avg): 48-961/19.6
Touchdowns: 0

2014 UNIVERSITY OF CINCINNATI FOOTBALL

PARTICIPATION

	Name	GP/GS	TOL	MIAOH	OSU	MEM	MIAFL	SMU	USF	TUL	ECU	UCONN	TEM	HOU	VT
1	ABERNATHY, RD	2/-	XXX	XXX
88	ALONZO, Shai	9/-	XXX	XXX	XXX	XXX	XXX	XXX	XXX	XXX	XXX
38	ANTOUN, Mason	3/-	XXX	XXX	...	XXX
30	BANSCHBACH, C.	7/-	XXX	XXX	XXX	XXX	...	XXX	...	XXX	XXX	...
90	BEARD, Camaron	13/13	START	START	START	START	START	START	START	START	START	START	START	START	START
59	BOND, Deyshawn	11/10	START	XXX	START	START	START	START	START	START	START	START	START
27	BOONE, Mike	9/-	XXX	XXX	XXX	XXX	XXX	XXX	XXX	XXX	XXX
96	BROUGHTON, C.	2/-	XXX	XXX
70	BROWN, Aaron	12/-	XXX	...	XXX	XXX	XXX	XXX	XXX	XXX	XXX	XXX	XXX	XXX	XXX
2B	BROWN, Bobby	6/-	XXX	XXX	XXX	XXX	XXX	XXX
40	BROWN, Kevin	13/1	XXX	XXX	XXX	XXX	START	XXX	XXX	XXX	XXX	XXX	XXX	XXX	XXX
94	BURTON, Chris	13/-	XXX	XXX	XXX	XXX	XXX	XXX	XXX	XXX	XXX	XXX	XXX	XXX	XXX
65	BURWELL, Tyreek	11/4	...	XXX	START	...	XXX	XXX	XXX	XXX	XXX	START	XXX	START	START
6	CASSEUS, C.	4/1	XXX	...	XXX	XXX	START
80	CHISUM, Alex	13/-	XXX	XXX	XXX	XXX	XXX	XXX	XXX	XXX	XXX	XXX	XXX	XXX	XXX
18	COGSWELL, Tyler	7/-	XXX	XXX	...	XXX	XXX	XXX	...	XXX	...	XXX
84	COLE, Nate	13/-	XXX	XXX	XXX	XXX	XXX	XXX	XXX	XXX	XXX	XXX	XXX	XXX	XXX
13	COLEMAN, Grant	13/12	XXX	START	START	START	START	START	START	START	START	START	START	START	START
1C	COLOSIMO, M.	3/-	XXX	...	XXX	XXX
76	CUNNINGHAM, K.	12/-	XXX	XXX	XXX	XXX	XXX	XXX	XXX	XXX	XXX	XXX	XXX	XXX	...
81	DOWDY, DJ	13/3	XXX	XXX	XXX	XXX	START	START	XXX	START	XXX	XXX	XXX	XXX	XXX
22	EDWARDS, Zach	13/13	START	START	START	START	START	START	START	START	START	START	START	START	START
78	EHINGER, Parker	13/13	START	START	START	START	START	START	START	START	START	START	START	START	START
12	EVANS, Jarred	4/-	XXX	...	XXX	...	XXX	XXX
16	GANTZ, Andrew	13/-	XXX	XXX	XXX	XXX	XXX	XXX	XXX	XXX	XXX	XXX	XXX	XXX	XXX
26	GERACI, Sam	13/-	XXX	XXX	XXX	XXX	XXX	XXX	XXX	XXX	XXX	XXX	XXX	XXX	XXX
8	GLADNEY, Casey	12/-	XXX	XXX	XXX	XXX	XXX	XXX	...	XXX	XXX	XXX	XXX	XXX	XXX
10	GOLIC, Jake	13/1	XXX	XXX	XXX	XXX	XXX	XXX	XXX	START	XXX	XXX	XXX	XXX	XXX
7	GREEN, Tion	3/-	XXX	XXX	XXX
93	HARRAH, Brad	13/9	XXX	XXX	XXX	XXX	START	START	START	START	START	START	START	START	START
95	HARTSFIELD, T.	13/10	START	START	START	START	START	XXX	START	START	START	XXX	XXX	START	START
3	HOLTON, Johnny	13/3	XXX	XXX	START	XXX	START	XXX	XXX	XXX	XXX	XXX	START	XXX	XXX
41	HYLAND, Kevin	13/-	XXX	XXX	XXX	XXX	XXX	XXX	XXX	XXX	XXX	XXX	XXX	XXX	XXX
20	JACOBS, Carter	13/-	XXX	XXX	XXX	XXX	XXX	XXX	XXX	XXX	XXX	XXX	XXX	XXX	XXX
29	JONES, Andre	13/10	XXX	XXX	START	START	START	START	START	START	START	START	START	START	XXX
99	JORDAN, Jerrell	12/6	XXX	XXX	XXX	XXX	XXX	START	START	...	XXX	START	START	START	START
39	JUNIOR IV, E.J.	7/-	...	XXX	XXX	XXX	XXX	XXX	XXX	XXX	XXX
62	KEEBLER, Cory	2/2	START	...	START
11	KIEL, Gunner	13/13	START	START	START	START	START	START	START	START	START	START	START	START	START
73	LEAHY, Ryan	8/3	XXX	XXX	XXX	START	START	START	XXX	...	XXX	...
71	LEFELD, Eric	13/13	START	START	START	START	START	START	START	START	START	START	START	START	START
4	LEGAUX, Munchie	7/-	XXX	XXX	...	XXX	XXX	XXX	...	XXX	...	XXX	...
24	LLOYD, John	3/1	START	XXX	XXX
1L	LUC, Jeff	13/10	START	START	XXX	START	XXX	START	START	START	...	START	XXX	START	START
56	MAINELLO, D.	8/3	XXX	START	START	START	XXX	XXX	XXX	XXX
2	MCKAY, Mekale	13/12	START	START	START	START	XXX	START	START	START	START	START	START	START	START
14	MILIANO, Tony	13/-	XXX	XXX	XXX	XXX	XXX	XXX	XXX	XXX	XXX	XXX	XXX	XXX	XXX
70	MITCHELL, B.	13/4	START	START	START	START	XXX	XXX	XXX	XXX	XXX	XXX	XXX	XXX	XXX
15	MOORE, Chris	13/13	START	START	START	START	START	START	START	START	START	START	START	START	START
21	MOORE, Rod	13/9	XXX	XXX	XXX	XXX	START	START	START	START	START	START	START	START	START
82	MORRISON, Max	13/10	START	START	START	START	XXX	XXX	START	XXX	START	START	START	START	START
48	MOUHON, Kevin	1/-	XXX
92	MOUHON, S.	13/9	START	START	XXX	START	START	START	XXX	START	START	START	START	XXX	XXX
74	MURRAY, Justin	13/11	XXX	START	XXX	START	START	START	START	START	START	START	START	START	START
66	NIEHAUS, David	2/-	XXX	XXX
50	PACE, Alex	12/-	XXX	XXX	XXX	XXX	XXX	XXX	XXX	XXX	XXX	XXX	XXX	XXX	...
9	PAYNE, L.	13/12	START	START	START	START	XXX	START	START	START	START	START	START	START	START
75	SCHLOEMER, K.	8/5	START	START	...	START	START	START	XXX	...	XXX	XXX
32	STEPHENS, L.	13/-	XXX	XXX	XXX	XXX	XXX	XXX	XXX	XXX	XXX	XXX	XXX	XXX	XXX
64	STEUR, Will	3/-	XXX	XXX	XXX
43	TEMPLE, Nick	13/13	START	START	START	START	START	START	START	START	START	START	START	START	START
33	TENTMAN, S.	2/-	XXX	XXX
5	TYSON, Mike	13/3	START	START	XXX	XXX	XXX	XXX	XXX	XXX	XXX	XXX	XXX	XXX	START
19	WASHINGTON, S.	13/12	START	START	START	START	START	START	START	XXX	START	START	START	START	START
58	WEST, Chad	11/-	...	XXX	...	XXX	XXX	XXX	XXX	XXX	XXX	XXX	XXX	XXX	XXX
3D	WILDER, Howard	13/10	START	START	XXX	START	XXX	START	START	START	START	START	XXX	START	START
23	WILLIAMS, Hosey	4/3	START	START	XXX	START
61	WILLIS, Kirk	13/-	XXX	XXX	XXX	XXX	XXX	XXX	XXX	XXX	XXX	XXX	XXX	XXX	XXX
2E	WILSON, Eric	13/-	XXX	XXX	XXX	XXX	XXX	XXX	XXX	XXX	XXX	XXX	XXX	XXX	XXX
5D	WILSON, Mark	9/-	XXX	XXX	...	XXX	XXX	XXX	...	XXX	XXX	XXX	XXX
8D	WITTY, Adrian	1/1	START

2014 UNIVERSITY OF CINCINNATI FOOTBALL

STARTERS

OFFENSE	LT	LG	C	RG	RT	TE/WR	WR/TE	WR	WR	QB	RB
TOLEDO	Lefeld	Schloemer	Bond	Ehinger	Keebler	C. Moore	Morrison	Washington	McKay	Kiel	Williams
MIAMI (OH)	Lefeld	Schloemer	Mainello	Ehinger	Murray	C. Moore	Morrison	Washington	McKay	Kiel	Williams
at Ohio State	Lefeld	Burwell	Mainello	Ehinger	Murray	C. Moore	Morrison	Washington	McKay	Kiel	Williams
MEMPHIS *	Lefeld	Schloemer	Mainello	Ehinger	Murray	C. Moore	Morrison	Washington	McKay	Kiel	Williams
at Miami (FL)	Lefeld	Schloemer	Bond	Ehinger	Murray	C. Moore	Dowdy	Washington	Holton	Kiel	R. Moore
at SMU *	Lefeld	Schloemer	Bond	Ehinger	Murray	C. Moore	Dowdy	Washington	McKay	Kiel	R. Moore
USF *	Lefeld	Leahy	Bond	Ehinger	Murray	C. Moore	Morrison	Washington	McKay	Kiel	R. Moore
at Tulane *	Lefeld	Leahy	Bond	Ehinger	Murray	C. Moore	Dowdy	Golic	McKay	Kiel	R. Moore
EAST CAROLINA *	Lefeld	Leahy	Bond	Ehinger	Murray	C. Moore	Morrison	Washington	McKay	Kiel	R. Moore
at UConn *	Lefeld	Burwell	Bond	Ehinger	Murray	C. Moore	Morrison	Washington	McKay	Kiel	R. Moore
at Temple *	Lefeld	Burwell	Bond	Ehinger	Murray	C. Moore	Morrison	Washington	McKay	Kiel	R. Moore
HOUSTON *	Lefeld	Burwell	Bond	Ehinger	Murray	C. Moore	Morrison	Washington	McKay	Kiel	R. Moore
vs. Virginia Tech	Lefeld	Burwell	Bond	Ehinger	Murray	C. Moore	Morrison	Washington	McKay	Kiel	R. Moore

DEFENSE	DE	DT	DT	DE	WLB	MLB	SLB	CB	S	S	CB
TOLEDO	Mouhon	Beard	Mitchell	Hartsfield	Temple	Luc	Payne	Witty	Edwards	Tyson	Wilder
MIAMI (OH)	Mouhon	Beard	Mitchell	Hartsfield	Temple	Luc	Payne	Coleman	Edwards	Tyson	Wilder
at Ohio State	Mouhon	Beard	Mitchell	Hartsfield	Temple	Luc	Payne	Coleman	Edwards	Jones	Wilder
MEMPHIS *	Mouhon	Beard	Mitchell	Hartsfield	Temple	Luc	Payne	Coleman	Edwards	Jones	Wilder
at Miami (FL)	Mouhon	Beard	Harrah	Hartsfield	Temple	Casseus	K. Brown	Coleman	Edwards	Jones	A. Brown
at SMU *	Mouhon	Beard	Harrah	Jordan	Temple	Luc	Payne	Coleman	Edwards	Jones	Wilder
USF *	Jordan	Beard	Harrah	Hartsfield	Temple	Luc	Payne	Coleman	Edwards	Jones	Wilder
at Tulane *	Mouhon	Beard	Harrah	Hartsfield	Temple	Luc	Payne	Coleman	Edwards	Jones	Wilder
EAST CAROLINA *	Mouhon	Beard	Harrah	Hartsfield	Temple	Luc	Payne	Coleman	Edwards	Jones	Wilder
at UConn *	Mouhon	Beard	Harrah	Jordan	Temple	Luc	Payne	Coleman	Edwards	Jones	Wilder
at Temple *	Mouhon	Beard	Harrah	Jordan	Temple	Luc	Payne	Coleman	Edwards	Jones	Wilder
HOUSTON *	Jordan	Beard	Harrah	Hartsfield	Temple	Luc	Payne	Coleman	Edwards	Jones	Wilder
vs. Virginia Tech	Jordan	Beard	Harrah	Hartsfield	Temple	Luc	Payne	Coleman	Edwards	Tyson	Wilder

START CHART

PLAYER	2014	CAR.	CONS.	PLAYER	2014	CAR.	CONS.	PLAYER	2014	CAR.	CONS.
Ralph David Abenathy IV, RB	0	16	13	Andre Jones, S	10	10	10	Leviticus Payne, DB	12	17	12
Cameron Beard, DL	13	25	13	Jerrell Jordan, DE	6	7	4	Kevin Schloemer, OL	5	5	3
Deyshawn Bond, OL	8	21	7	Cory Keebler, OL	2	3	3	Nick Temple, LB	13	41	31
Aaron Brown, CB	1	1	1	Gunner Kiel, QB	13	13	13	Solomon Tentman, LB	0	1	1
Kevin Brown, LB	1	1	1	Ryan Leahy, OL	3	3	3	Mike Tyson, S	3	3	1
Tyreek Burwell, OL	5	5	4	Eric Lefeld, OL	13	47	43	Shaq Washington, WR	12	23	16
Clemente Casseus, LB	1	1	1	Munchie Legaux, QB	2	14	2	Howard Wilder, DB	12	22	8
Alex Chisum, WR	0	6	0	Jeff Luc, LB	12	19	8	Hosey Williams, RB	4	4	4
Grant Coleman, CB	12	12	12	Dominic Mainello, OL	3	3	3	Adrian Witty, DB	1	32	5
DJ Dowdy, TE	3	4	1	Mekale McKay, WR	12	13	8				
Zach Edwards, DB	13	24	24	Brandon Mitchell, DT	4	4	4				
Parker Ehinger, OL	13	37	37	Chris Moore, WR	13	26	26				
Jake Golic, TE	1	1	1	Rod Moore, RB	9	9	9				
Brad Harrah, DL	9	18	9	Max Morrison, WR	9	21	5				
Terrell Hartsfield, DL	10	17	4	Silverberry Mouhon, DL	10	22	17				
Johnny Holton, WR	1	1	1	Justin Murray, OL	12	12	12				

2014 UNIVERSITY OF CINCINNATI FOOTBALL

GAME-BY-GAME STATISTICS

	SCORE	1ST DOWNS	RUSHING (NO-YDS-TD)	PASSING (C-A-I-YDS-TD)	TOTAL OFF (PLY-YDS)	PUNTS NO-AVG	FUMBLES NO-LOST	PENALTIES NO-YDS	KOR NO-AVG	PR NO-AVG	3RD-DN CONV	RED ZONE	TIME OF POSS
CINCINNATI	58	28	30-148-2	29-42-0-436-6	72-584	4-38.2	0-0	2-30	6-23.5	1-11.0	7-12	7-7	24:48
Toledo	34	27	39-240-1	28-43-0-323-3	82-563	2-30.0	1-1	7-65	7-21.4	1-21.0	8-17	4-6	35:12
CINCINNATI	31	22	30-99-0	25-39-2-271-4	69-370	5-39.2	2-0	4-30	3-14.3	0-0.0	7-14	3-3	28:06
Miami OH	24	19	44-102-1	13-26-1-262-2	70-364	4-40.0	2-2	6-38	0-0.0	1-11.0	8-15	1-3	31:54
CINCINNATI	28	15	19-70-0	26-36-0-330-4	52-422	7-37.1	2-0	6-40	5-16.6	0-0.0	4-11	0-0	18:04
at Ohio State	50	45	65-380-2	21-33-0-352-4	101-710	1-42.0	1-1	7-40	1-18.0	1-2.0	9-14	1-2	41:56
CINCINNATI	14	19	25-97-1	16-40-1-255-1	65-352	7-35.6	2-1	6-55	5-21.0	1-0.0	3-12	1-2	19:05
Memphis	41	30	69-299-3	18-25-0-311-2	94-610	4-29.5	1-0	8-72	2-40.5	0-0.0	12-21	6-7	40:55
CINCINNATI	34	26	29-67-0	31-60-3-355-3	89-422	6-39.8	0-0	5-54	4-22.0	1-(-1.0)	8-20	3-3	31:14
at Miami FL	55	20	35-335-3	17-25-0--286-3	60-621	5-46.6	1-1	13-155	6-23.0	1-1.0	3-10	3-3	28:46
CINCINNATI	41	29	46-240-3	17-27-0-268-1	73-508	3-35.7	0-0	6-69	2-28.0	2-7.5	3-9	5-6	32:22
at SMU	3	14	24-98-0	20-37-2-178-0	61-276	4-42.8	2-2	7-74	4-27.0	2-0.0	6-14	1-3	27:38
CINCINNATI	34	31	50-273-3	27-37-0-317-1	87-590	5-31.8	3-3	4-37	2-22.0	2-23.0	6-16	5-6	36:43
USF	17	12	22-42-0	20-33-2-239-2	55-281	7-42.7	6-2	7-95	3-24.0	1-1.0	5-13	0-1	23:17
CINCINNATI	38	21	35-265-1	17-26-2-214-3	61-479	3-44.7	1-1	5-35	1-3.0	1-0.0	6-12	3-3	29:39
at Tulane	14	21	33-175-1	24-35-0-205-1	68-380	7-41.0	1-1	4-51	2-18.0	1-0.0	3-13	2-4	30:21
CINCINNATI	54	29	33-150-2	29-45-3-436-4	78-586	3-35.0	1-1	8-64	6-19.0	1-7.0	5-14	4-4	29:18
East Carolina	46	30	32-154-4	35-62-0-418-2	94-572	4-39.0	2-2	5-38	8-18.9	1-2.0	10-19	7-8	30:42
CINCINNATI	41	24	48-249-2	20-36-1-176-3	84-425	3-46.3	0-0	2-25	1-29.0	1-0.0	8-17	5-7	35:45
at UConn	0	10	27-48-0	14-27-1-81-0	54-129	6-37.8	2-2	2-20	6-21.2	1-(-4.0)	3-13	0-1	24:15
CINCINNATI	14	14	33-81-1	19-31-0-174-1	64-255	9-41.1	2-1	3-20	3-18.0	2-0.5	4-14	2-2	26:54
at Temple	0	14	32-71-0	19-35-0-196-0	67-267	8-36.0	2-2	3-26	3-21.0	0-0.0	4-16	2-3	33:06
CINCINNATI	38	33	43-152-3	25-38-0-348-2	81-500	4-39.8	0-0	1-10	4-15.5	0-0.0	8-15	6-6	32:15
Houston	31	27	35-234-2	27-45-1-360-2	80-594	3-32.7	0-0	4-37	3-17.7	0-0.0	5-11	2-3	27:45
CINCINNATI	17	19	33-144-0	18-37-2-345-2	70-489	5-42.2	1-1	7-73	7-19.9	2-0.0	7-15	1-1	29:04
vs. Virginia Tech	33	18	44-210-1	15-25-1-124-1	69-334	5-39.2	2-0	4-35	3-24.3	3-10.0	7-15	5-5	30:56

INDIVIDUAL SINGLE-GAME SUPERLATIVES

400-YARD PASSING GAMES

#11 GUNNER KIEL (1)

Opp	Date	C-A-I	Yards	TD	Long
Toledo	09/12/14	25-37-0	418	6	52
East Carolina	11/13/14	29-44-3	436	4	66

300-YARD PASSING GAMES

#11 GUNNER KIEL (1)

Opp	Date	C-A-I	Yards	TD	Long
at Ohio State	09/27/14	21-32-0	352	4	83
at Miami (Fla.)	10/11/14	31-57-3	355	3	45

#4 MUNCHIE LEGAUX (1)

Opp	Date	C-A-I	Yards	TD	Long
vs. Virginia Tech	09/29/12	19-42-1	376	3	76

200-YARD RECEIVING GAMES

#15 CHRIS MOORE (1)

Opp	Date	Rec	Yards	TD	Long
at Ohio State	09/28/14	3	221	3	83

100-YARD RECEIVING GAMES

#2 MEKALE MCKAY (1)

Opp	Date	Rec	Yards	TD	Long
at Rutgers	11/16/13	3	124	3	66
Toledo	09/12/14	9	175	1	52
East Carolina	11/13/14	9	172	2	55

#15 CHRIS MOORE (1)

Opp	Date	Rec	Yards	TD	Long
vs. Virginia Tech	12/27/14	4	103	2	43

100-YARD RECEIVING GAMES

#19 SHAQ WASHINGTON (4)

Opp	Date	Rec	Yards	TD	Long
at Rutgers	11/16/13	6	123	1	41
at Houston	11/23/13	9	137	0	34
USF	10/24/14	12	163	0	34
vs. Virginia Tech	12/27/14	5	100	0	40

200-YARD RUSHING GAMES

#27 MIKE BOONE (1)

Opp	Date	Att	Yards	TD	Long
USF	10/24/14	19	212	1	63

100-YARD RUSHING GAMES

#27 MIKE BOONE (1)

Opp	Date	Att	Yards	TD	Long
at Tulane	10/31/14	15	113	1	33

#4 MUNCHIE LEGAUX (1)

Opp	Date	Att	Yards	TD	Long
Pittsburgh	09/06/12	6	117	0	77

#21 ROD MOORE (2)

Opp	Date	Att	Yards	TD	Long
at Tulane	10/31/14	15	124	0	61
at UConn	11/22/14	21	108	1	28

#23 HOSEY WILLIAMS (2)

Opp	Date	Att	Yards	TD	Long
Northwestern State	09/14/13	11	117	2	77
Toledo	09/12/14	14	103	0	33

2014 UNIVERSITY OF CINCINNATI FOOTBALL

TEAM GAME-BY-GAME STATISTICS

Date	Opponent	RUSHING				RECEIVING				PASSING				KICK RET				PUNT RET				TOT OFF
		No.	Yds	TD	Lg	No.	Yds	TD	Lg	Cmp-Att-Int	Yds	TD	Lg	No	Yds	TD	Lg	No	Yds	TD	Lg	
09/12	TOLEDO	30	148	2	33	29	436	6	52	29-42-0	436	6	52	6	141	0	36	1	11	0	11	584
09/20	MIAMI (OH)	30	99	0	14	25	271	4	29	25-39-2	271	4	29	3	43	0	25	0	0	0	0	370
09/27	at Ohio State	19	70	0	19	21	352	4	83	21-33-0	352	4	83	5	83	0	23	0	0	0	0	422
10/04	MEMPHIS *	25	97	1	14	16	255	1	80	16-40-1	255	1	80	5	105	0	27	1	0	0	0	352
10/11	at Miami (FL)	29	67	0	10	31	355	3	45	31-60-3	355	3	45	4	88	0	24	1	-1	0	0	422
10/18	at SMU *	46	240	3	19	17	268	1	48	17-27-0	268	1	48	2	56	0	40	2	15	0	13	508
10/24	USF *	50	273	3	63	27	317	1	38	27-37-0	317	1	38	2	44	0	30	2	46	0	46	590
10/31	at Tulane *	35	265	1	61	17	214	3	54	17-26-2	214	3	54	1	3	0	3	1	0	0	0	479
11/13	EAST CAROLINA *	33	150	2	24	29	436	4	66	29-45-3	436	4	66	6	114	0	31	1	7	0	7	586
11/22	at UConn *	48	249	2	30	20	176	3	22	20-36-1	176	3	22	1	29	0	29	1	0	0	0	425
11/29	at Temple *	33	81	1	15	19	174	1	31	19-31-0	174	1	31	3	54	0	29	2	1	0	1	255
12/06	HOUSTON *	43	152	3	16	25	348	2	34	25-38-0	348	2	34	4	62	0	35	0	0	0	0	500
12/27	vs. Virginia Tech	33	144	0	31	18	345	2	43	18-37-2	345	2	43	7	139	0	24	2	0	0	0	489
Totals		454	2035	18	63	294	3947	35	83	294-491-14	3947	35	83	49	961	0	40	14	79	0	46	5982
Opponent		501	2388	18	80	276	3320	22	89	276-454-8	3320	22	89	48	1069	0	59	13	64	0	37	5708

Date	Opponent	TACKLES				SACKS No-Yds	FUMBLE		Int-Yds	PASS		BLKD Kick	KICKS Att-Mad	XPTS		Saf	Pts
		Solo	Ast	Total	TFL-Yds		FF	FR-Yds		QBH	Brk			Run	Rcv		
09/12	TOLEDO	43	54	97	3.0-22	3.0-22	1	1-5	0-0	2	4	0	8-7	0	0	0	58
09/20	MIAMI (OH)	30	52	82	13.0-66	8.0-53	2	2-0	1-14	3	4	0	4-4	0	0	0	31
09/27	at Ohio State	63	46	109	3.0-25	1.0-4	1	1-0	0-0	1	3	0	4-4	0	0	0	28
10/04	MEMPHIS *	37	90	127	4.0-8	0.0-0	1	0-0	0-0	2	1	0	2-2	0	0	0	14
10/11	at Miami (FL)	46	6	52	5.0-31	3.0-27	0	1-27	0-0	1	0	0	4-4	0	0	0	34
10/18	at SMU *	31	24	55	8.0-27	3.0-18	1	2-27	2-32	1	5	0	3-2	0	0	0	41
10/24	USF *	31	14	45	4.0-27	1.0-2	2	2-0	2-0	0	5	0	4-4	0	0	0	34
10/31	at Tulane *	48	22	70	5.0-37	2.0-22	0	1-0	0-0	1	4	0	5-5	0	0	0	38
11/13	EAST CAROLINA *	54	32	86	5.0-37	4.0-36	1	2-20	0-0	6	12	0	6-6	0	0	0	54
11/22	at UConn *	27	40	67	6.0-21	2.0-13	1	2-0	1-0	3	2	0	5-5	0	0	0	41
11/29	at Temple *	44	14	58	7.0-44	3.0-25	1	2-2	0-0	0	2	0	2-2	0	0	0	14
12/06	HOUSTON *	38	36	74	5.0-17	2.0-14	0	0-0	1-0	2	4	0	5-5	0	0	0	38
12/27	vs. Virginia Tech	42	36	78	8.0-49	3.0-27	2	0-0	1-0	3	3	0	2-2	0	0	0	17
Totals		534	466	1000	76.0-411	35.0-263	13	16-88	8-46	25	49	0	54-52	0	0	0	442
Opponent		478	442	920	45.0-188	18.0-119	8	8-41	14-142	20	53	0	40-40	0	0	1	354

Date	Opponent	No	Yds	Avg	PUNTING						FIELD GOALS			No	Yds	Avg	TB	OB
					Long	Blkd	TB	FC	50+	I20	Att-Made	Lg	Blkd					
09/12	TOLEDO	4	153	38.2	48	0	0	0	0	2	1-1	34	0	10	627	62.7	3	0
09/20	MIAMI (OH)	5	196	39.2	54	0	1	1	1	0	1-1	21	0	6	390	65.0	6	0
09/27	at Ohio State	7	260	37.1	54	0	0	2	1	2	0-0	0	0	6	363	60.5	4	0
10/04	MEMPHIS *	7	249	35.6	55	0	1	2	1	2	1-0	0	0	3	195	65.0	1	0
10/11	at Miami (FL)	6	239	39.8	60	0	1	2	1	1	2-2	46	0	7	416	59.4	1	0
10/18	at SMU *	3	107	35.7	42	0	0	0	0	1	3-3	40	0	9	588	65.3	5	0
10/24	USF *	5	159	31.8	38	0	0	1	0	3	2-2	23	0	6	381	63.5	3	0
10/31	at Tulane *	3	134	44.7	53	0	0	0	1	1	1-1	30	0	7	413	59.0	4	0
11/13	EAST CAROLINA *	3	105	35.0	39	0	0	2	0	0	2-2	47	0	9	557	61.9	1	0
11/22	at UConn *	3	139	46.3	53	0	0	1	1	1	3-2	44	0	8	502	62.8	2	0
11/29	at Temple *	9	370	41.1	55	0	2	2	2	5	0-0	0	0	3	173	57.7	0	0
12/06	HOUSTON *	4	159	39.8	45	0	0	2	0	2	2-1	40	0	7	430	61.4	3	1
12/27	vs. Virginia Tech	5	211	42.2	48	0	1	0	0	1	2-1	25	0	3	198	66.0	1	0
	Totals	64	2481	38.8	60	0	6	15	8	21	20-16	47	0	84	5233	62.3	34	1
	Opponent	60	2335	38.9	65	0	6	21	8	17	30-20	49	0	74	4536	61.3	23	2

2014 UNIVERSITY OF CINCINNATI FOOTBALL

SEASON/CAREER STATS

SEASON STATISTICS

CAREER STATISTICS

RUSHING	GP	Att	Gain	Loss	Net	Avg	TD	Long	Avg/G	GP	Att	Gain	Loss	Net	Avg	TD	Long	Avg/G
BOONE, Mike	9	101	655	5	650	6.4	9	63	72.2	9	101	655	5	650	6.4	9	63	72.2
MOORE, Rod	13	143	659	41	618	4.3	5	61	47.5	24	147	673	42	631	4.3	5	61	26.3
KIEL, Gunner	13	63	282	140	142	2.3	1	24	10.9	13	63	282	140	142	2.3	1	24	10.9
WILLIAMS, Hosey	4	26	144	4	140	5.4	0	33	35.0	16	141	813	18	795	5.6	4	77	49.7
GREEN, Tion	3	28	119	1	118	4.2	1	14	39.3	21	135	626	26	600	4.4	9	24	28.6
EVANS, Jarred	4	22	118	8	110	5.0	1	17	27.5	4	22	118	8	110	5.0	1	17	27.5
BANSCHBACH, Chad	7	17	81	0	81	4.8	0	13	11.6	7	17	81	0	81	4.8	0	13	11.6
BROWN, Bobby	6	11	80	0	80	7.3	0	30	13.3	6	11	80	0	80	7.3	0	30	13.3
COLOSIMO, Michael	3	4	54	0	54	13.5	0	20	18.0	4	4	54	0	54	13.5	0	20	13.5
LEGAUX, Munchie	7	20	83	33	50	2.5	1	12	7.1	38	133	852	175	677	5.1	8	77	17.8
WASHINGTON, Shaq	13	8	23	0	23	2.9	0	9	1.8	36	14	94	3	91	6.5	1	52	2.5
JUNIOR IV, E.J.	7	1	3	0	3	3.0	0	3	0.4	7	1	3	0	3	3.0	0	3	0.4
ABERNATHY, RD	2	1	0	5	-5	-5.0	0	0	-2.5	41	216	1000	83	917	4.2	8	52	22.4
Total.....	13	454	2301	266	2035	4.5	18	63	156.5									
Opponents.....	13	501	2831	443	2388	4.8	18	80	183.7									

PASSING	GP	Effic	Cmp-Att-Int	Pct	Yds	TD	Lng	Avg/G	GP	Effic	Att-Cmp-Int	Pct	Yds	TD	Lng	Avg/G
KIEL, Gunner	13	149.39	233-390-13	59.7	3254	31	83	250.3	13	149.39	390-233-13	59.7	3254	31	83	250.3
LEGAUX, Munchie	7	136.40	53-80-1	66.2	574	3	54	82.0	38	123.12	477-258-17	54.1	3421	23	78	90.0
COLOSIMO, Michael	3	114.25	5-13-0	38.5	78	1	43	26.0	4	117.95	15-7-0	46.7	88	1	43	22.0
EVANS, Jarred	4	56.80	2-5-0	40.0	10	0	12	2.5	4	56.80	5-2-0	40.0	10	0	12	2.5
WASHINGTON, Shaq	13	180.20	1-2-0	50.0	31	0	31	2.4	36	265.28	5-4-0	80.0	71	1	31	2.0
Total.....	13	145.22	294-491-14	59.9	3947	35	83	303.6								
Opponents.....	13	134.69	276-454-8	60.8	3320	22	89	255.4								

RECEIVING	GP	No.	Yds	Avg	TD	Long	Avg/G	GP	No.	Yds	Avg	TD	Long	Avg/G
WASHINGTON, Shaq	13	66	761	11.5	4	40	58.5	36	150	1581	10.5	5	43	43.9
MORRISON, Max	13	45	458	10.2	4	45	35.2	37	74	905	12.2	7	46	24.5
MCKAY, Mekale	13	44	725	16.5	8	80	55.8	26	60	1210	20.2	15	80	46.5
MOORE, Chris	13	30	673	22.4	8	83	51.8	38	79	1431	18.1	19	83	37.7
HOLTON, Johnny	13	29	431	14.9	5	41	33.2	13	29	431	14.9	5	41	33.2
CHISUM, Alex	13	22	242	11.0	2	23	18.6	38	50	684	13.7	4	30	18.0
COLE, Nate	13	15	145	9.7	2	34	11.2	26	19	184	9.7	2	34	7.1
GLADNEY, Casey	12	12	198	16.5	1	54	16.5	12	12	198	16.5	1	54	16.5
MOORE, Rod	13	9	137	15.2	0	31	10.5	24	10	136	13.6	0	31	5.7
BOONE, Mike	9	6	62	10.3	0	25	6.9	9	6	62	10.3	0	25	6.9
DOWDY, DJ	13	5	36	7.2	0	13	2.8	24	7	42	6.0	0	13	1.8
WILLIAMS, Hosey	4	3	33	11.0	0	18	8.2	16	7	54	7.7	0	18	3.4
ABERNATHY, RD	2	3	26	8.7	0	17	13.0	41	56	540	9.6	4	76	13.2
GREEN, Tion	3	3	15	5.0	0	16	5.0	21	5	27	5.4	0	16	1.3
COGSWELL, Tyler	7	1	3	3.0	0	3	0.4	7	1	3	3.0	0	3	0.4
GOLIC, Jake	13	1	2	2.0	1	2	0.2	13	1	2	2.0	1	2	0.2
Total.....	13	294	3947	13.4	35	83	303.6							
Opponents.....	13	276	3320	12.0	22	89	255.4							

2014 UNIVERSITY OF CINCINNATI FOOTBALL

SEASON/CAREER STATS

SEASON STATISTICS

CAREER STATISTICS

TOTAL OFFENSE	G	Plays	Rush	Pass	Total	Avg/G		G	Plays	Rush	Pass	Total	Avg/G
KIEL, Gunner	13	453	142	3254	3396	261.2	13	453	142	3254	3396	261.2
BOONE, Mike	9	101	650	0	650	72.2	9	101	650	0	650	72.2
LEGAUX, Munchie	7	100	50	574	624	89.1	38	610	677	3421	4098	107.8
MOORE, Rod	13	143	618	0	618	47.5	24	147	631	0	631	26.3
WILLIAMS, Hosey	4	26	140	0	140	35.0	16	141	795	0	795	49.7
COLOSIMO, Michael	3	17	54	78	132	44.0	4	19	54	88	142	35.5
EVANS, Jarred	4	27	110	10	120	30.0	4	27	110	10	120	30.0
GREEN, Tion	3	28	118	0	118	39.3	21	135	600	0	600	28.6
BANSCHBACH, Chad	7	17	81	0	81	11.6	7	17	81	0	81	11.6
BROWN, Bobby	6	11	80	0	80	13.3	6	11	80	0	80	13.3
WASHINGTON, Shaq	13	10	23	31	54	4.2	36	19	91	71	162	4.5
JUNIOR IV, E.J.	7	1	3	0	3	0.4	7	1	3	0	3	0.4
ABERNATHY, RD	2	1	-5	0	-5	-2.5	41	216	917	0	917	22.4
Total.....	13	945	2035	3947	5982	460.2							
Opponents.....	13	955	2388	3320	5708	439.1							

|----- PATs -----|

SCORING	TD	FGs	Kick	Rush	Rcv	Pass	DXP	Saf	Points		TD	FGs	Kick	Rush	Rcv	Pass	DXP	Saf	Points
GANTZ, Andrew	0	16-20	52-54	0-0	0	0-0	0	0	100	0	16-20	52-54	0-0	0	0-0	0	0	100
BOONE, Mike	9	0-0	0-0	0-0	0	0-0	0	0	54	9	0-0	0-0	0-0	0	0-0	0	0	54
MCKAY, Mekale	8	0-0	0-0	0-0	0	0-0	0	0	48	15	0-0	0-0	0-0	0	0-0	0	0	90
MOORE, Chris	8	0-0	0-0	0-0	0	0-0	0	0	48	19	0-0	0-0	0-0	0	0-0	0	0	114
MOORE, Rod	5	0-0	0-0	0-0	0	0-0	0	0	30	5	0-0	0-0	0-0	0	0-0	0	0	30
HOLTON, Johnny	5	0-0	0-0	0-0	0	0-0	0	0	30	5	0-0	0-0	0-0	0	0-0	0	0	30
MORRISON, Max	4	0-0	0-0	0-0	0	0-0	0	0	24	7	0-0	0-0	0-0	0	0-0	0	0	42
WASHINGTON, Shaq	4	0-0	0-0	0-0	0	0-0	0	0	24	6	0-0	0-0	0-0	0	0-0	0	0	36
COLE, Nate	2	0-0	0-0	0-0	0	0-0	0	0	12	2	0-0	0-0	0-0	0	0-0	0	0	12
CHISUM, Alex	2	0-0	0-0	0-0	0	0-0	0	0	12	4	0-0	0-0	0-0	0	0-0	0	0	24
HARTSFIELD, Terrell	1	0-0	0-0	0-0	0	0-0	0	0	6	1	0-0	0-0	0-0	0	0-0	0	0	6
TEMPLE, Nick	1	0-0	0-0	0-0	0	0-0	0	0	6	2	0-0	0-0	0-0	0	0-0	0	0	12
GOLIC, Jake	1	0-0	0-0	0-0	0	0-0	0	0	6	1	0-0	0-0	0-0	0	0-0	0	0	6
GLADNEY, Casey	1	0-0	0-0	0-0	0	0-0	0	0	6	1	0-0	0-0	0-0	0	0-0	0	0	6
JACOBS, Carter	1	0-0	0-0	0-0	0	0-0	0	0	6	1	0-0	0-0	0-0	0	0-0	0	0	6
WILSON, Eric	1	0-0	0-0	0-0	0	0-0	0	0	6	1	0-0	0-0	0-0	0	0-0	0	0	6
GREEN, Tion	1	0-0	0-0	0-0	0	0-0	0	0	6	9	0-0	0-0	0-0	0	0-0	0	0	54
EVANS, Jarred	1	0-0	0-0	0-0	0	0-0	0	0	6	1	0-0	0-0	0-0	0	0-0	0	0	6
LEGAUX, Munchie	1	0-0	0-0	0-0	0	0-0	0	0	6	8	0-0	0-0	0-0	0	0-0	0	0	48
KIEL, Gunner	1	0-0	0-0	0-0	0	0-2	0	0	6	1	0-0	0-0	0-0	0	0-2	0	0	6
Total.....	57	16-20	52-54	0-0	0	0-2	0	0	442										
Opponents.....	42	20-30	40-40	0-0	0	0-2	0	1	354										

PUNT RETURNS	No.	Yds	Avg	TD	Long		No.	Yds	Avg	TD	Long
WASHINGTON, Shaq	13	79	6.1	0	46	24	188	7.8	0	46
MORRISON, Max	1	0	0.0	0	0	1	0	0.0	0	0
Total.....	14	79	5.6	0	46						
Opponents.....	13	64	4.9	0	37						

KICK RETURNS	No.	Yds	Avg	TD	Long		No.	Yds	Avg	TD	Long
HOLTON, Johnny	35	722	20.6	0	40	35	722	20.6	0	40
GLADNEY, Casey	7	146	20.9	0	35	7	146	20.9	0	35
MOORE, Chris	6	95	15.8	0	29	7	115	16.4	0	29
GOLIC, Jake	1	-2	-2.0	0	0	1	-2	-2.0	0	0
Total.....	49	961	19.6	0	40						
Opponents.....	48	1069	22.3	0	59						

2014 UNIVERSITY OF CINCINNATI FOOTBALL

SEASON/CAREER STATS

SEASON STATISTICS

CAREER STATISTICS

INTERCEPTIONS	No.	Yds	Avg	TD	Long	No.	Yds	Avg	TD	Long
TYSON, Mike	0	0	0.0	0	0	2	103	51.5	0	87
TEMPLE, Nick	0	0	0.0	0	0	3	67	22.3	1	55
WITTY, Adrian	0	0	0.0	0	0	1	41	41.0	1	41
EDWARDS, Zach	2	14	7.0	0	14	4	34	8.5	0	20
WILDER, Howard	2	0	0.0	0	0	4	0	0.0	0	0
STEPHENS, Linden	1	0	0.0	0	0	1	0	0.0	0	0
JONES, Andre	1	32	32.0	0	32	1	32	32.0	0	32
BROWN, Aaron	1	0	0.0	0	0	1	0	0.0	0	0
PAYNE, Leviticus	1	0	0.0	0	0	2	0	0.0	0	0
Total.....	8	46	5.8	0	32					
Opponents.....	14	142	10.1	1	46					

FUMBLE RETURNS	No.	Yds	Avg	TD	Long	No.	Yds	Avg	TD	Long
TEMPLE, Nick	1	27	27.0	1	27	1	27	27.0	1	27
HARTSFIELD, Terrell	1	27	27.0	1	27	1	27	27.0	1	27
PAYNE, Leviticus	1	2	2.0	0	2	1	2	2.0	0	2
WILSON, Eric	1	5	5.0	1	5	1	5	5.0	1	5
JACOBS, Carter	1	27	27.0	1	27	1	27	27.0	1	27
Total.....	5	88	17.6	4	27					
Opponents.....	1	41	41.0	1	26					

ALL PURPOSE	G	Rush	Rec	PR	KOR	IR	Tot	Avg/G	G	Rush	Rec	PR	KOR	IR	Tot	Avg/G
HOLTON, Johnny	13	0	431	0	722	0	1153	88.7	13	0	431	0	722	0	1153	88.7
WASHINGTON, Shaq	13	23	761	79	0	0	863	66.4	36	91	1581	188	28	0	1888	52.4
MOORE, Chris	13	0	673	0	95	0	768	59.1	38	16	1431	0	115	0	1562	41.1
MOORE, Rod	13	618	137	0	0	0	755	58.1	24	631	136	0	312	0	1079	45.0
MCKAY, Mekale	13	0	725	0	0	0	725	55.8	26	1	1210	0	0	0	1211	46.6
BOONE, Mike	9	650	62	0	0	0	712	79.1	9	650	62	0	0	0	712	79.1
MORRISON, Max	13	0	458	0	0	0	458	35.2	37	3	905	0	0	0	908	24.5
GLADNEY, Casey	12	0	198	0	146	0	344	28.7	12	0	198	0	146	0	344	28.7
CHISUM, Alex	13	0	242	0	0	0	242	18.6	38	0	684	0	0	0	684	18.0
WILLIAMS, Hosey	4	140	33	0	0	0	173	43.2	16	795	54	0	0	0	849	53.1
COLE, Nate	13	0	145	0	0	0	145	11.2	26	0	184	0	0	0	184	7.1
KIEL, Gunner	13	142	0	0	0	0	142	10.9	13	142	0	0	0	0	142	10.9
GREEN, Tion	3	118	15	0	0	0	133	44.3	21	600	27	0	0	0	627	29.9
EVANS, Jarred	4	110	0	0	0	0	110	27.5	4	110	0	0	0	0	110	27.5
BANSCHBACH, Chad	7	81	0	0	0	0	81	11.6	7	81	0	0	0	0	81	11.6
BROWN, Bobby	6	80	0	0	0	0	80	13.3	6	80	0	0	0	0	80	13.3
COLOSIMO, Michael	3	54	0	0	0	0	54	18.0	4	54	0	0	0	0	54	13.5
LEGAUX, Munchie	7	50	0	0	0	0	50	7.1	38	677	18	0	0	0	695	18.3
DOWDY, DJ	13	0	36	0	0	0	36	2.8	24	0	42	0	0	0	42	1.8
JONES, Andre	13	0	0	0	0	32	32	2.5	26	0	0	0	0	32	32	1.2
ABERNATHY, RD	2	-5	26	0	0	0	21	10.5	41	917	540	0	2186	0	3643	88.9
EDWARDS, Zach	13	0	0	0	0	14	14	1.1	26	0	0	0	0	34	34	1.3
COGSWELL, Tyler	7	0	3	0	0	0	3	0.4	7	0	3	0	0	0	3	0.4
JUNIOR IV, E.J.	7	3	0	0	0	0	3	0.4	7	3	0	0	0	0	3	0.4
Total.....	13	2035	3947	79	961	46	7068	543.7								
Opponents.....	13	2388	3320	64	1069	142	6983	537.2								

FIELD GOALS	Att	Good	Long	Blkd	Att	Good	Long	Blkd	Pct.
MILIANO, Tony	0	0	0	0	64	41	48	6	64.1
GANTZ, Andrew	20	16	47	0	20	16	47	0	80.0
Total.....	20	16	47	0					
Opponents.....	30	20	49	0					

2014 UNIVERSITY OF CINCINNATI FOOTBALL

SEASON/CAREER STATS

CAREER STATISTICS

[illegible]

KICKOFFS	No.	Yds	Avg	TB	OB	Retn	Net	YdLn	No.	Yds	Avg	TB	OB
MILIANO, Tony	83	5195	62.6	34	1			187	11647	62.3	60	5
GERACI, Sam	1	38	38.0	0	0			1	38	38.0	0	0
Total.....	84	5233	62.3	34	1	1069	39.5	25					
Opponents.....	74	4536	61.3	23	2	961	40.5	24					

DEFENSIVE LEADERS		GP	Solo	Ast	Total	TFL	Sacks	Int	PBU	FR	FF	Blk	GP	Solo	Ast	Total	TFL	Sacks	Int	PBU	FR	FF	Blk
1L LUC, Jeff		13	65	69	134	10.0	6.5	.	4	4	6	.	26	90	87	177	16.5	8.0	.	6	5	8	.
22 EDWARDS, Zach		13	67	54	121	3.5	.	2	6	.	1	.	26	110	84	194	6.0	.	4	13	1	2	.
43 TEMPLE, Nick		13	67	46	113	10.5	3.0	.	2	1	.	.	52	161	121	282	32.0	11.0	3	7	1	2	.
9 PAYNE, Leviticus		13	38	19	57	5.5	2.0	1	7	2	.	.	39	60	29	89	6.5	2.0	2	8	3	.	.
13 COLEMAN, Grant		13	35	21	56	1.0	.	.	2	.	1	.	19	37	24	61	1.0	.	.	3	.	1	.
3D WILDER, Howard		13	32	15	47	2.5	1.0	2	4	1	.	.	26	51	31	82	2.5	1.0	4	8	1	1	.
92 MOUHON, Silverberry		13	20	26	46	5.0	4.0	.	1	.	1	.	39	47	59	106	18.5	14.5	.	3	.	4	.
29 JONES, Andre		13	29	15	44	3.0	.	1	6	.	.	.	26	37	29	66	3.0	.	1	6	.	.	.
5 TYSON, Mike		13	14	27	41	0.5	.	.	1	1	.	.	22	22	37	59	1.0	.	2	2	1	.	.
95 HARTSFIELD, Terrell		13	22	16	38	12.0	9.0	.	2	3	1	.	26	35	26	61	16.0	10.5	.	3	3	1	.
90 BEARD, Camaron		13	8	29	37	2.0	1.0	41	22	53	75	8.5	2.0	.	1	1	1	.
93 HARRAH, Brad		13	16	16	32	6.0	3.5	.	2	.	1	.	42	31	28	59	17.0	7.5	.	2	.	1	.
40 BROWN, Kevin		13	13	17	30	2.0	1.0	.	5	.	.	.	34	23	27	50	2.0	1.0	.	7	.	.	.
2E WILSON, Eric		13	18	12	30	3.5	.	.	.	3	1	.	13	18	12	30	3.5	.	.	.	3	1	.
99 JORDAN, Jerrell		12	5	19	24	1.0	.	.	1	.	.	.	24	6	26	32	1.5	.	.	2	.	.	.
70 MITCHELL, Brandon		13	12	11	23	0.5	0.5	22	13	15	28	1.5	0.5
32 STEPHENS, Linden		13	9	10	19	0.0	.	1	4	.	.	.	13	9	10	19	0.0	.	1	4	.	.	.
50 PACE, Alex		12	6	12	18	3.0	14	6	12	18	3.0
6 CASSEUS, Clemente		4	7	7	14	1.5	0.5	.	1	.	.	.	30	27	33	60	4.5	0.5	.	1	.	.	.
7D BROWN, Aaron		12	6	6	12	0.0	.	1	12	6	6	12	0.0	.	1
20 JACOBS, Carter		13	6	3	9	0.0	.	.	1	1	.	.	13	6	3	9	0.0	.	.	1	1	.	.
41 HYLAND, Kevin		13	2	5	7	0.0	27	2	8	10	0.0
94 BURTON, Chris		13	5	2	7	1.0	1.0	13	5	2	7	1.0	1.0
19 WASHINGTON, Shaq		13	4	.	4	0.0	36	6	.	6	0.0
5D WILSON, Mark		9	2	1	3	1.0	1.0	9	2	1	3	1.0	1.0
80 CHISUM, Alex		13	3	.	3	0.0	38	3	.	3	0.0
2B BROWN, Bobby		6	2	1	3	0.0	6	2	1	3	0.0
8D WITTY, Adrian		1	2	1	3	0.0	41	56	34	90	6.5	3.0	1	7	.	2	.
30 BANSCHBACH, Chad		7	2	1	3	0.0	7	2	1	3	0.0
15 MOORE, Chris		13	3	.	3	0.0	38	4	.	4	0.0
82 MORRISON, Max		13	1	1	2	0.0	37	1	1	2	0.0
27 BOONE, Mike		9	1	1	2	0.0	9	1	1	2	0.0
33 TENTMAN, Solomon		2	1	1	2	0.0	29	22	26	48	0.5
2 MCKAY, Mekale		13	2	.	2	0.0	26	2	.	2	0.0
26 GERACI, Sam		13	1	1	2	0.0	13	1	1	2	0.0
23 WILLIAMS, Hosey		4	2	.	2	0.0	16	2	1	3	0.0
84 COLE, Nate		13	1	1	2	0.0	26	1	1	2	0.0
14 MILIANO, Tony		13	1	.	1	0.0	52	2	.	2	0.0
74 MURRAY, Justin		13	1	.	1	0.0	20	1	.	1	0.0
21 MOORE, Rod		13	1	.	1	0.0	1	.	24	4	2	6	0.0	.	.	1	.	1	.
TM TEAM		8	1	.	1	1.0	1.0											
3 HOLTON, Johnny		13	1	.	1	0.0	13	1	.	1	0.0
Total.....		13	534	466	1000	76	35	8	49	16	13	.											
Opponents.....		13	478	442	920	45	18	14	53	8	8	.											

2014 UNIVERSITY OF CINCINNATI FOOTBALL

RED ZONE/TIME OF POSSESSION

RED ZONE ANALYSIS

CINCINNATI										---- Failed to score inside RZ ----					
Date	Opponent	Score	Times In RZ	Times Scored	Total Pts	TDs	Rush TDs	Pass TDs	FGs Made	FGA	Downs	Int	Fumb	Half	Game
09/12	TOLEDO	W, 58-34	7	7	45	6	2	4	1	0	0	0	0	0	0
09/20	MIAMI (OH)	W, 31-24	3	3	17	2	0	2	1	0	0	0	0	0	0
09/27	at Ohio State	L, 28-50	1	1	7	1	0	1	0	0	0	0	0	0	0
10/04	MEMPHIS *	L, 14-41	2	1	7	1	1	0	0	1	0	0	0	0	0
10/11	at Miami (FL)	L, 34-55	3	3	17	2	0	2	1	0	0	0	0	0	0
10/18	at SMU *	W, 41-3	6	5	25	3	3	0	2	0	0	0	0	1	0
10/24	USF *	W, 34-17	6	5	27	3	3	0	2	0	0	0	0	1	0
10/31	at Tulane *	W, 38-14	3	3	17	2	0	2	1	0	0	0	0	0	0
11/13	EAST CAROLINA *	W, 54-46	4	4	24	3	2	1	1	0	0	0	0	0	0
11/22	at UConn *	W, 41-0	7	5	31	4	1	3	1	0	0	1	0	1	0
11/29	at Temple *	W, 14-6	2	2	14	2	1	1	0	0	0	0	0	0	0
12/06	HOUSTON *	W, 38-31	6	6	38	5	3	2	1	0	0	0	0	0	0
12/27	vs. Virginia Tech	L, 17-33	1	1	3	0	0	0	1	0	0	0	0	0	0
TOTALS			51	46	272	34	16	18	12	1	0	1	0	3	0
46 OF 51 (90.2%)															
OPPONENTS										---- Failed to score inside RZ ----					
Date	Opponent	Score	Times In RZ	Times Scored	Total Pts	TDs	Rush TDs	Pass TDs	FGs Made	FGA	Downs	Int	Fumb	Half	Game
009/12	TOLEDO	W, 58-34	6	4	20	2	1	1	2	2	0	0	0	0	0
09/20	MIAMI (OH)	W, 31-24	3	1	7	1	1	0	0	1	0	1	0	0	0
09/27	at Ohio State	L, 28-50	5	5	31	4	2	2	1	0	0	0	0	0	0
10/04	MEMPHIS *	L, 14-41	7	6	34	4	3	1	2	0	0	0	0	1	0
10/11	at Miami (FL)	L, 34-55	3	3	17	2	1	1	1	0	0	0	0	0	0
10/18	at SMU *	W, 41-3	3	1	3	0	0	0	1	0	2	0	0	0	0
10/24	USF *	W, 34-17	1	0	0	0	0	0	0	0	0	0	1	0	0
10/31	at Tulane *	W, 38-14	4	2	14	2	1	1	0	0	2	0	0	0	0
11/13	EAST CAROLINA *	W, 54-46	8	7	39	5	3	2	2	1	0	0	0	0	0
11/22	at UConn *	W, 41-0	1	0	0	0	0	0	0	1	0	0	0	0	0
11/29	at Temple *	W, 14-6	3	2	6	0	0	0	2	1	0	0	0	0	0
12/06	HOUSTON *	W, 38-31	3	2	10	1	1	0	1	0	1	0	0	0	0
12/27	vs. Virginia Tech	L, 17-33	5	5	23	2	1	1	3	0	0	0	0	0	0
TOTALS			52	38	204	23	14	9	15	6	5	1	1	1	0
38 OF 52 (73.1%)															

TIME OF POSSESSION

Date	Opponent	Score	Overall	1st Qtr	2nd Qtr	3rd Qtr	4th Qtr
09/12	TOLEDO	W, 58-34	24:48	7:28	6:43	3:47	6:50
09/20	MIAMI (OH)	W, 31-24	28:06	5:05	11:34	4:39	6:48
09/27	at Ohio State	L, 28-50	18:04	5:38	5:45	3:33	3:08
10/04	MEMPHIS *	L, 14-41	19:05	7:12	4:48	6:25	0:40
10/11	at Miami (FL)	L, 34-55	31:14	9:30	6:05	10:21	5:18
10/18	at SMU *	W, 41-3	32:22	5:46	8:41	10:35	7:20
10/24	USF *	W, 34-17	36:43	6:04	7:55	10:38	12:06
10/31	at Tulane *	W, 38-14	29:39	5:23	6:56	7:57	9:23
11/13	EAST CAROLINA *	W, 54-46	29:18	4:45	8:04	6:47	9:42
11/22	at UConn *	W, 41-0	35:45	9:05	8:56	8:17	9:27
11/29	at Temple *	W, 14-6	26:54	3:30	6:48	5:52	10:44
12/06	HOUSTON *	W, 38-31	32:15	6:34	6:54	8:38	10:09
12/27	vs. Virginia Tech	L, 17-33	29:04	7:58	8:18	5:55	6:53
CINCINNATI		Total	373:17	83:58	97:27	93:24	98:28
		Avg.	28:42	6:27	7:29	7:11	7:34
OPPONENTS		Total	406:43	111:02	97:33	101:36	96:32
		Avg.	31:17	8:32	7:30	7:48	7:25

2014 UNIVERSITY OF CINCINNATI FOOTBALL

LONG PLAYS

YDS.	TYPE	PLAYER(S)	OPP.
*83	Pass	MOORE, Chris from KIEL, Gunner	Ohio State
*80	Pass	MCKAY, Mekale from KIEL, Gunner	Memphis
*78	Pass	MOORE, Chris from KIEL, Gunner	Ohio State
*66	Pass	MOORE, Chris from KIEL, Gunner	East Carolina
63	Rush	BOONE, Mike	USF
61	Rush	MOORE, Rod	Tulane
*60	Pass	MOORE, Chris from KIEL, Gunner	Ohio State
*55	Pass	MCKAY, Mekale from KIEL, Gunner	East Carolina
*54	Pass	GLADNEY, Casey from LEGAUX, Munchie	Tulane
52	Pass	MCKAY, Mekale from KIEL, Gunner	Toledo
52	Pass	MCKAY, Mekale from KIEL, Gunner	Toledo
48	Pass	GLADNEY, Casey from KIEL, Gunner	SMU
46	Pass	MCKAY, Mekale from KIEL, Gunner	Toledo
46	PR	WASHINGTON, Shaq	USF
46	Pass	MCKAY, Mekale from KIEL, Gunner	Toledo
*45	Pass	MORRISON, Max from KIEL, Gunner	Miami (Fla.)
*43	Pass	MOORE, Chris from COLOSIMO, Michael	Virginia Tech
41	Pass	HOLTON, Johnny from KIEL, Gunner	Toledo
41	Pass	HOLTON, Johnny from KIEL, Gunner	Toledo
40	KR	HOLTON, Johnny	SMU
40	Pass	WASHINGTON, Shaq from KIEL, Gunner	Virginia Tech
39	Rush	BOONE, Mike	USF
39	Pass	MCKAY, Mekale from KIEL, Gunner	SMU
*38	Pass	HOLTON, Johnny from KIEL, Gunner	USF
36	KR	HOLTON, Johnny	Toledo
36	Pass	MOORE, Chris from KIEL, Gunner	Memphis
*36	Pass	MCKAY, Mekale from KIEL, Gunner	East Carolina
36	KR	HOLTON, Johnny	Toledo
35	KR	GLADNEY, Casey	Houston
34	Pass	COLE, Nate from LEGAUX, Munchie	Houston
34	Pass	WASHINGTON, Shaq from KIEL, Gunner	USF
33	Rush	WILLIAMS, Hosey	Toledo
33	Rush	BOONE, Mike	Tulane
33	Rush	WILLIAMS, Hosey	Toledo
32	INT	JONES, Andre	SMU
31	Pass	MOORE, Rod from KIEL, Gunner	Temple
31	Pass	MCKAY, Mekale from LEGAUX, Munchie	Houston
31	Pass	MCKAY, Mekale from WASHINGTON, Shaq	Virginia Tech
*31	Pass	MOORE, Chris from KIEL, Gunner	Virginia Tech
31	KR	HOLTON, Johnny	Toledo
31	Rush	BOONE, Mike	Virginia Tech
31	KR	HOLTON, Johnny	East Carolina
31	KR	HOLTON, Johnny	Toledo

YDS.	TYPE	PLAYER(S)	OPP.
31	Pass	HOLTON, Johnny from KIEL, Gunner	Miami (Fla.)
30	Pass	HOLTON, Johnny from LEGAUX, Munchie	Tulane
30	KR	HOLTON, Johnny	USF
30	KR	HOLTON, Johnny	East Carolina
30	Rush	BROWN, Bobby	UConn
30	Pass	MOORE, Chris from KIEL, Gunner	Miami (Fla.)
*29	Pass	HOLTON, Johnny from KIEL, Gunner	Miami (Ohio)
29	Pass	MOORE, Rod from KIEL, Gunner	Houston
29	KR	MOORE, Chris	Temple
29	KR	HOLTON, Johnny	UConn
28	Pass	WASHINGTON, Shaq from KIEL, Gunner	USF
*28	Rush	MOORE, Rod	UConn
27	Pass	MOORE, Rod from KIEL, Gunner	SMU
*27	FR	JACOBS, Carter	Miami (Fla.)
*27	FR	TEMPLE, Nick	SMU
*27	Pass	MCKAY, Mekale from KIEL, Gunner	Miami (Ohio)
*27	FR	HARTSFIELD, Terrell	East Carolina
27	KR	HOLTON, Johnny	Memphis
26	Pass	WASHINGTON, Shaq from KIEL, Gunner	USF
25	Pass	MCKAY, Mekale from KIEL, Gunner	East Carolina
25	KR	HOLTON, Johnny	Miami (Ohio)
25	Pass	BOONE, Mike from KIEL, Gunner	Virginia Tech
24	Rush	BOONE, Mike	East Carolina
24	Pass	GLADNEY, Casey from KIEL, Gunner	Virginia Tech
24	KR	HOLTON, Johnny	Virginia Tech
24	KR	GLADNEY, Casey	Miami (Fla.)
24	KR	HOLTON, Johnny	Miami (Fla.)
24	Pass	HOLTON, Johnny from KIEL, Gunner	Toledo
24	Rush	KIEL, Gunner	Toledo
24	Pass	HOLTON, Johnny from KIEL, Gunner	Toledo
24	Rush	KIEL, Gunner	Toledo
*24	Rush	BOONE, Mike	Tulane

* touchdown scored on play

BY PLAYER

PLAYER	NO.	TD	R	P	KR	PR	IR	FR
HOLTON, Johnny	33	3	0	11	22	0	0	0
WASHINGTON, Shaq	14	2	0	13	0	1	0	0
MOORE, Chris	13	6	0	11	2	0	0	0
MCKAY, Mekale	12	4	0	12	0	0	0	0
BOONE, Mike	8	1	7	1	0	0	0	0
GLADNEY, Casey	7	1	0	3	4	0	0	0
MOORE, Rod	7	1	4	3	0	0	0	0
MORRISON, Max	4	3	0	4	0	0	0	0
KIEL, Gunner	2	0	2	0	0	0	0	0
CHISUM, Alex	2	0	0	2	0	0	0	0
COLE, Nate	2	0	0	2	0	0	0	0
WILLIAMS, Hosey	2	0	2	0	0	0	0	0
TEMPLE, Nick	1	1	0	0	0	0	0	1
HARTSFIELD, Terrell	1	1	0	0	0	0	0	1
JACOBS, Carter	1	1	0	0	0	0	0	1
COLOSIMO, Michael	1	0	1	0	0	0	0	0
JONES, Andre	1	0	0	0	0	0	1	0
BROWN, Bobby	1	0	1	0	0	0	0	0
TOTAL	112	24	17	62	28	1	1	3

BY THE NUMBERS

PLAYS BY YARDS	NO.	TD
100+	0	0
90-99	0	0
80-89	2	2
70-79	1	1
60-69	4	2
50-59	4	2
40-49	10	2
30-39	28	3
20-29	63	12
PLAYS BY TYPE	NO.	TD
Rushing	Rushing	17 2
Passing	62	19
Punt returns	1	0
Kick returns	28	0
Interceptions	1	0
Fumble returns	3	3
Other	0	0
TOTAL	112	24

LONGEST PLAYS

OFFENSE			
TYPE	YARDS	PLAYER	OPPONENT
Rush	63	Boone	USF
Rushing TD	28	R. Moore	UConn
Pass	83	Moore from Kiel	Ohio State
Passing TD	83	Moore from Kiel	Ohio State
SPECIAL TEAMS			
TYPE	YARDS	PLAYER	OPPONENT
Punt Return	46	Washington	USF
Kick Return	40	Holton	SMU
Punt	60	Geraci	Miami (Fla.)
Field Goal	47	Gantz	East Carolina
DEFENSE			
TYPE	YARDS	PLAYER	OPPONENT
Int. Return	32	Jones	SMU
Fumble Return	27	Jacobs	Miami (Fla.)
	26	Temple	SMU

2014 UNIVERSITY OF CINCINNATI FOOTBALL

OFFENSIVE SCORING DRIVES

OPPONENT	QTR.	PLYS.	YDS.	TOP	RES.	SCORING PLAY
Toledo	1	3	69	0:46	TD	McKay 17-yard pass from Kiel
Toledo	1	8	81	2:25	TD	Morrison 22-yard pass from Kiel
Toledo	1	8	80	3:12	TD	Green 4-yard run
Toledo	2	2	14	0:36	TD	C. Moore 8-yard pass from Kiel
Toledo	2	3	67	0:51	TD	R. Moore 2-yard run
Toledo	2	12	86	4:27	TD	Cole 11-yard pass from Kiel
Toledo	4	8	75	2:49	TD	Chisum 18-yard pass from Kiel
Toledo	4	6	27	1:09	FG	Gantz 34-yard field goal
Toledo	4	8	69	2:52	TD	Washington 22-yard pass from Kiel
Miami (Ohio)	1	5	75	1:28	TD	McKay 27-yard pass from Kiel
Miami (Ohio)	2	16	70	6:10	FG	Gantz 21-yard field goal
Miami (Ohio)	2	13	66	4:05	TD	C. Moore 12-yard pass from Kiel
Miami (Ohio)	2	4	31	1:06	TD	McKay 7-yard pass from Kiel
Miami (Ohio)	3	3	29	1:23	TD	Holton 29-yard pass from Kiel
at Ohio State	1	4	83	1:24	TD	Moore 60-yard pass from Kiel
at Ohio State	2	6	58	1:44	TD	Holton 19-yard pass from Kiel
at Ohio State	2	4	97	1:25	TD	Moore 83-yard pass from Kiel
at Ohio State	3	2	85	0:38	TD	Moore 78-yard pass from Kiel
Memphis	1	1	80	0:17	TD	McKay 80-yard pass from Kiel
Memphis	3	7	43	2:41	TD	Moore 5-yard run
at Miami (Fla.)	1	13	80	4:23	TD	Washington 11-yard pass from Kiel
at Miami (Fla.)	2	11	59	2:58	FG	Gantz 33-ard field goal
at Miami (Fla.)	3	8	44	2:36	FG	Gantz 46-yard field goal
at Miami (Fla.)	4	12	75	3:21	TD	McKay 3-yard pass from Kiel
at Miami (Fla.)	4	4	75	0:43	TD	Morrison 45-yard pass from Kiel
at SMU	1	8	60	2:53	TD	R. Moore 2-yard run
at SMU	2	10	75	4:49	FG	Gantz 40-yard field goal
at SMU	2	7	93	3:13	TD	Evans 7-yard run
at SMU	2	6	73	1:48	TD	Holton 23-yard pass from Kiel
at SMU	3	15	67	6:17	FG	Gantz 30-yard field goal
at SMU	4	7	35	2:48	FG	Gantz 21-yard field goal
USF	1	6	84	2:18	TD	Holton 38-yard pass from Kiel
USF	1	8	34	2:27	FG	Gantz 20-yard field goal
USF	2	5	58	1:40	TD	Kiel 17-yard run
USF	2	4	38	0:29	FG	Gantz 23-yard field goal
USF	4	8	65	2:52	TD	Legaux 9-yard run
USF	4	3	75	1:07	TD	Boone 7-yard run
at Tulane	1	8	75	2:45	FG	Gantz 30-yard field goal
at Tulane	1	4	66	2:27	TD	Morrison 5-yard pass from Legaux
at Tulane	2	4	83	1:18	TD	Gladney 54-yard pass from Legaux
at Tulane	3	9	75	4:14	TD	Washington 18-yard pass from Legaux
at Tulane	4	9	76	5:30	TD	Boone 24-yard run
East Carolina	1	3	83	0:52	TD	McKay 55-yard pass from Kiel
East Carolina	1	6	75	2:14	TD	Morrison 17-yard pass from Kiel
East Carolina	2	8	66	2:55	FG	Gantz 33-yard field goal
East Carolina	2	4	75	2:09	TD	C. Moore 66-yard pass from Kiel
East Carolina	2	8	77	2:46	TD	R. Moore 2-yard run

OPPONENT	QTR.	PLYS.	YDS.	TOP	RES.	SCORING PLAY
East Carolina	3	8	66	3:11	TD	Boone 3-yard run
East Carolina	4	12	92	5:24	TD	McKay 36-yard pass from Kiel
East Carolina	4	7	35	0:42	FG	Gantz 47-yard field goal
at UConn	1	14	82	5:13	TD	Cole 6-yard pass from Kiel
at UConn	2	8	52	3:46	FG	Boone 3-yard run
at UConn	2	4	-10	0:48	FG	Gantz 32-yard field goal
at UConn	2	6	35	2:00	FG	Gantz 44-yard field goal
at UConn	2	7	25	1:57	TD	Golic 2-yard pass from Kiel
at UConn	3	3	20	1:22	TD	Holton 18-yard pass from Kiel
at UConn	3	5	46	2:10	TD	R. Moore 28-yard run
at Temple	2	2	3	0:41	TD	McKay 3-yard pass from Kiel
at Temple	2	9	63	1:37	TD	Boone 1-yard run
Houston	1	8	72	3:08	TD	Boone 5-yard run
Houston	2	9	67	3:06	TD	Chisum 8-yard pass from Kiel
Houston	2	8	65	2:07	TD	Washington 12-yard pass from Kiel
Houston	3	11	80	5:05	TD	Boone 1-yard rush
Houston	3	6	73	2:09	TD	Boone 6-yard rush
Houston	4	14	61	6:38	FG	Gantz 40-yard field goal
vs. Virginia Tech	1	7	89	2:50	TD	C. Moore 31-yard pass from Kiel
vs. Virginia Tech	2	13	86	6:23	FG	Gantz 25-yard field goal
vs. Virginia Tech	4	7	81	2:45	TD	C. Moore 43-yard pass from Colosimo

DRIVES SUMMARY

AVERAGE SCORING DRIVE/PLAY STATS

Plays: 6.9 per drive; Yards: 61.6 per drive; Avg. Drive Time: 2:32

BY THE NUMBERS

- » 70 scoring drives
- » 489 plays
- » 4,309 yards
- » 10,692 seconds

LONGEST

Longest drive (time):

- » 6:23 vs. Virginia Tech
- » 13 plays, 86 yards, Gantz 25-yard field goal

Longest drive (yards):

- » 97 yards at Ohio State
- » 4 plays, 1:25, Moore 83-yard pass from Kiel

SHORTEST

Shortest drive (time):

- » 0:17 vs. Memphis
- » 1 play, 80 yards, C. Moore 80-yard pass from Kiel

Shortest drive (yards):

- » -10 yards at UConn
- » 4 plays, 0:48, Gantz 32-yard field goal

2014 UNIVERSITY OF CINCINNATI FOOTBALL

GAME 01 | SEPT. 12, 2014 | CINCINNATI, OHIO

GAME 02 | SEPT. 20, 2014 | CINCINNATI, OHIO

GAME 03 | SEPT. 27, 2014 | COLUMBUS, OHIO



TOLEDO	34
CINCINNATI	58



MIAMI OHIO	24
CINCINNATI	31



CINCINNATI	28
NO. 22/20 OHIO STATE	50

Score By Quarters	1	2	3	4	Score
Toledo	0	14	17	3	34
Cincinnati	20	21	0	17	58

SCORING PLAYS

1st	14:14	UC	McKay 17 Yd pass from Kiel (Gantz kick)
			3-69 0:46
	08:45	UC	Morrison 22 yd pass from Kiel (Gantz, kick failed)
			8-81 2:58
	00:37	UC	Green 4 yd run (Gantz kick),
			8-80 3:12
2nd	14:56	UC	C. Moore 8 yd pass from Kiel (Gantz kick)
			2-14 0:36
	10:14	UC	R. Moore 2 yd run (Gantz kick),
			3-67 0:51
	06:55	UT	Hunt 3 yd run (Detmer kick),
			9-85 3:13
	02:17	UC	Cole 11 yd pass from Kiel (Gantz kick)
			12-86 4:27
	01:13	UT	Russell 38 yd pass from Woodside (Detmer kick)
			3-75 1:04
3rd	12:19	UT	Russell 54 yd pass from Woodside (Detmer kick)
			7-75 2:41
	07:38	UT	Jones 13 yd pass from Woodside (Detmer kick)
			7-23 3:06
	04:33	UT	Detmer 23 yd field goal
			6-40 2:04
4th	14:48	UT	Detmer 36 yd field goal
			10-76 3:34
	11:59	UC	Chisum 18 yd pass from Kiel (Gantz kick)
			8-75 2:49
	08:57	UC	Gantz 34 yd field goal
			6-27 1:09
	01:36	UC	Washington 22 yd pass from Kiel (Gantz kick)
			8-69 2:52

	UT	UC
FIRST DOWNS	27	28
RUSHES-YARDS (NET)	39-240	30-148
PASSING YDS (NET)	323	436
Passes Att-Comp-Int	43-28-0	42-29-0
TOTAL OFFENSE PLAYS-YARDS	82-563	72-584
Fumble Returns-Yards	0-0	1-5
Punt Returns-Yards	1-21	1-11
Kickoff Returns-Yards	7-150	6-141
Interception Returns-Yards	0-0	0-0
Punts (Number-Avg)	2-30.0	4-38.2
Fumbles-Lost	1-1	0-0
Penalties-Yards	7-65	2-30
Possession Time	35:12	24:48
Third-Down Conversions	8 of 17	7 of 12
Fourth-Down Conversions	1 of 2	0 of 0
Red-Zone Scores-Chances	4-6	7-7
Sacks By: Number-Yards	1-8	3-22

RUSHING: Toledo-Hunt, Kareem 12-101; Remy, Marc 11-80; Jones-Moore, D. 9-41; Jones, Corey 2-36; Julian, Michael 1-Minus 7; Woodside, Logan 4-Minus 11. Cincinnati-Williams, Hosey 14-103; Kiel, Gunner 4-24; Green, Tion 7-14; Evans, Jarred 2-5; Legaux, Munchie 1-5; Moore, Rod 1-2; Abernathy, Rd 1-Minus 5.

PASSING: Toledo-Woodside, Logan 27-40-0-322; Julian, Michael 1-2-0-1; Macon, Dwight 0-1-0-0. Cincinnati-Kiel, Gunner 25-37-0-418; Legaux, Munchie 4-5-0-18.

RECEIVING: Toledo-Jones, Corey 11-93; Russell, Alonzo 5-114; Olack, Justin 5-64; Jones-Moore, D. 2-13; Wilcher, Kishon 1-16; Remy, Marc 1-11; Rogers, Zach 1-6; Macon, Dwight 1-5; Johnson, Jon'vea 1-1. Cincinnati-McKay, Mekale 9-175; Washington, Shaq 4-54; Morrison, Max 4-51; Holton, Johnny 3-68; Chisum, Alex 3-39; Moore, Chris 2-23; Dowdy, Dj 1-13; Cole, Nate 1-11; Abernathy, Rd 1-4; Green, Tion 1-Minus 2.

Score By Quarters	1	2	3	4	Score
Miami (Ohio)	7	7	7	3	24
Cincinnati	7	17	7	0	31

SCORING PLAYS

1st	10:59	MU	Frazier 23 Yd Pass From Hendrix (Patterson Kick)
			6-48 2:38
	04:54	UC	McKay 27 Yd Pass From Kiel (Gantz Kick)
			5-79 1:38
2nd	14:15	MU	Moses 18 Yd Run (Patterson Kick)
			9-75 3:32
	07:52	UC	Gantz 21 Yd Field Goal
			16-70 6:10
	02:25	UC	C. Moore 12 Yd Pass From Kiel (Gantz Kick)
			13-66 4:05
	00:31	UC	McKay 7 Yd Pass From Kiel (Gantz Kick)
			4-31 1:06
3rd	14:06	MU	Frazier 74 Yd Pass From Hendrix (Patterson Kick)
			3-75 0:54
	03:08	UC	Holton 29 Yd Pass From Kiel (Gantz Kick)
			3-29 1:23
4th	13:20	MU	Patterson 49 Yd Field Goal
			12-43 4:48

	MU	UC
FIRST DOWNS	19	22
RUSHES-YARDS (NET)	44-102	30-99
PASSING YDS (NET)	262	271
Passes Att-Comp-Int	26-13-1	39-25-2
TOTAL OFFENSE PLAYS-YARDS	70-364	69-370
Fumble Returns-Yards	0-0	0-0
Punt Returns-Yards	1-11	0-0
Kickoff Returns-Yards	0-0	3-43
Interception Returns-Yards	2-8	1-14
Punts (Number-Avg)	4-40.0	5-39.2
Fumbles-Lost	2-2	2-0
Penalties-Yards	6-38	4-30
Possession Time	31:54	28:06
Third-Down Conversions	8 of 15	7 of 14
Fourth-Down Conversions	1 of 1	1 of 1
Red-Zone Scores-Chances	1-3	3-3
Sacks By: Number-Yards	1-6	8-53

RUSHING: Miami (Ohio)-Scott, Dawan 10-50; Mcinnis, Spenc 9-48; Moses, Paul 4-17; Team 1-Minus 2; Mrae Iv, Fred 3-Minus 4; Hendrix, Andrew 17-Minus 7. Cincinnati-Green, Tion 15-73; Kiel, Gunner 8-17; Williams, Hosey 5-11; Team 2-Minus 2.

PASSING: Miami (Ohio)-Hendrix, Andrew 13-26-1-262. Cincinnati-Kiel, Gunner 25-39-2-271.

RECEIVING: Miami (Ohio)-Frazier, David 5-162; Welch, Alex 3-32; Mcinnis, Spenc 2-25; Murphy, Jared 2-22; Scott, Dawan 1-21. Cincinnati-Washington, Shaq 7-71; Morrison, Max 4-43; McKay, Mekale 3-40; Abernathy, Rd 2-22; Green, Tion 2-17; Holton, Johnny 1-29; Williams, Hosey 1-12; Moore, Chris 1-12; Moore, Rod 1-10; Dowdy, Dj 1-8; Chisum, Alex 1-4; Cole, Nate 1-3.

Score By Quarters	1	2	3	4	Score
Cincinnati	7	14	7	0	28
No. 22/20 Ohio State	23	7	13	7	50

SCORING PLAYS

1st	13:36	UC	C. Moore 60 yd pass from Kiel (Gantz kick)
			4-83 1:24
	11:24	OSU	R. Smith 3 yd run (Nuemberger kick)
			8-75 2:12
	04:32	OSU	Elliott 3 yd run (Nuemberger kick)
			8-91 3:15
	04:24	OSU	TEAM safety
	01:08	OSU	D. Smith 19 yd pass from Barrett (Nuemberger kick)
			9-58 3:15
2nd	12:34	OSU	Spencer 19 yd pass from Barrett (Nuemberger kick)
			7-52 3:05
	05:23	UC	Holton 19 yd pass from Kiel (Gantz kick)
			6-58 1:44
	00:26	UC	C. Moore 83 yd pass from Kiel (Gantz kick)
			4-97 1:25
3rd	10:03	OSU	Nuemberger 25 yd field goal
			14-67 4:57
	09:20	UC	C. Moore 78 yd pass from Kiel (Gantz kick)
			2-85 0:38
	05:59	OSU	Nuemberger 42 yd field goal
			8-50 3:21
	01:18	OSU	Wilson 24 yd pass from Barrett (Nuemberger kick)
			7-62 2:39
4th	10:26	OSU	D. Smith 34 yd pass from Barrett (Nuemberger kick)
			11-73 5:04

	UC	OSU
FIRST DOWNS	15	45
RUSHES-YARDS (NET)	19-70	65-380
PASSING YDS (NET)	352	330
Passes Att-Comp-Int	33-21-0	36-26-0
TOTAL OFFENSE PLAYS-YARDS	52-422	101-710
Fumble Returns-Yards	0-0	0-0
Punt Returns-Yards	0-0	1-2
Kickoff Returns-Yards	5-83	1-18
Interception Returns-Yards	0-0	0-0
Punts (Number-Avg)	7-37.1	1-42.0
Fumbles-Lost	2-0	1-1
Penalties-Yards	6-40	7-40
Possession Time	18:04	41:56
Third-Down Conversions	4 of 11	9 of 14
Fourth-Down Conversions	0 of 0	1 of 2
Red-Zone Scores-Chances	1-1	5-5
Sacks By: Number-Yards	1-4	1-8

RUSHING: Cincinnati-GREEN, Tion 6-31; WILLIAMS, Hosey 5-21; EVANS, Jarred 3-17; MOORE, Rod 1-2; KIEL, Gunner 4-minus 1. Ohio State-Elliott, E 28-182; Barrett, JT. 14-79; Smith, Rod 11-61; Wilson, Dontre 1-21; Samuel, Curtis 5-21; Marshall, Jalin 3-20; Jones, Cardale 1-10; Dunn, Bri'onte 1-6; TEAM 1-minus 20.

PASSING: Cincinnati-KIEL, Gunner 21-32-0-352; EVANS, Jarred 0-1-0-0. Ohio State-Barrett, JT. 26-36-0-330.

RECEIVING: Cincinnati-WASHINGTON, Shaq 4-27; MOORE, Chris 3-22; HOLTON, Johnny 3-34; MORRISON, Max 3-27; CHISUM, Alex 3-19; COLE, Nate 2-6; MCKAY, Mekale 1-11; DOWDY, Dj 1-4; WILLIAMS, Hosey 1-3. Ohio State-Wilson, Dontre 6-71; Elliott, E 5-51; Smith, Devin 4-67; Heuerman, Jeff 3-38; Thomas, Michael 2-33; Vannett, Nick 2-25; Spencer, Evan 1-19; Smith, Corey 1-17; Samuel, Curtis 1-8; Marshall, Jalin 1-1.

2014 UNIVERSITY OF CINCINNATI FOOTBALL

GAME 04 | OCT. 4, 2014 | CINCINNATI, OHIO

GAME 05 | OCT. 11, 2014 | MIAMI, FLA.

GAME 06 | OCT. 18, 2014 | DALLAS, TEXAS



MEMPHIS

41

CINCINNATI

14



CINCINNATI

34

MIAMI (FL)

55



CINCINNATI

41

SMU

3

Score By Quarters	1	2	3	4	Score
Memphis	24	3	14	0	41
Cincinnati	7	0	7	0	14

SCORING PLAYS

1st	14:43	UC	McKay 80 yd pass from Kiel (Gantz kick)
			1-80 0:17
	12:44	UM	Jones 9 yd pass from Lynch (Elliott kick)
			7-41 1:48
	10:38	UM	Henderson 29 yd pass from Lynch (Elliott kick)
			3-33 0:56
	06:10	UM	Elliott 20 yd field goal
			6-61 2:30
	01:06	UM	Lynch 10 yd run (Elliott kick)
			3-11 0:37
2nd	08:19	UM	Elliott 20 yd field goal
			12-87 5:32
3rd	10:49	UC	R. Moore 5 yd run (Gantz kick)
			7-43 2:41
	07:20	UM	Craft 6 yd run (Elliott kick)
			10-75 3:29
	03:00	UM	Lynch 10 yd run (Elliott kick)
			9-80 3:01

	UM	UC
FIRST DOWNS	30	19
RUSHES-YARDS (NET)	69-299	25-97
PASSING YDS (NET)	311	255
Passes Att-Comp-Int	25-18-0	40-16-1
TOTAL OFFENSE PLAYS-YARDS	94-610	65-352
Fumble Returns-Yards	0-0	0-0
Punt Returns-Yards	0-0	1-0
Kickoff Returns-Yards	2-81	5-105
Interception Returns-Yards	1-0	0-0
Punts (Number-Avg)	4-29.5	7-35.6
Fumbles-Lost	1-0	2-1
Penalties-Yards	8-72	6-55
Possession Time	40:55	19:05
Third-Down Conversions	12 of 21	3 of 12
Fourth-Down Conversions	1 of 1	0 of 1
Red-Zone Scores-Chances	6-7	1-2
Sacks By: Number-Yards	2-12	0-0

RUSHING: Memphis-CRAFT, Sam 38-170; LYNCH, Paxton 12-45; COOPER, Jarvis 13-41; FRAZIER, Mose 3-33; STEWART, Jason 1-14; TEAM 2-minus 4. Cincinnati-MOORE, Rod 14-65; LEGAUX, Munchie 3-20; KIEL, Gunner 6-7; WILLIAMS, Hosey 2-5.

PASSING: Memphis-LYNCH, Paxton 18-25-0-311. Cincinnati-KIEL, Gunner 11-27-1-216; LEGAUX, Munchie 5-13-0-39.

RECEIVING: Memphis-JONES, Tevin 5-70; HENDERSON, Adrian 3-77; PROCTOR, Roderick 3-61; MAYHUE, Phil 2-38; CROSS, Alan 2-34; MALONE, Keiwone 2-15; FRAZIER, Mose 1-16. Cincinnati-MOORE, Chris 5-84; CHISUM, Alex 3-25; WASHINGTON, Shaq 3-16; MCKAY, Mekale 2-89; WILLIAMS, Hosey 1-18; MORRISON, Max 1-13; GLADNEY, Casey 1-10.

Score By Quarters	1	2	3	4	Score
Cincinnati	7	3	3	21	34
Miami (Fla.)	14	10	17	14	55

SCORING PLAYS

1st	11:17	UM	D. Johnson 80 yd run (Badgley kick)
			1-80 0:13
	06:54	UC	Washington 11 yd pass from Kiel (Gantz kick)
			13-80 4:23
	05:02	UM	Walford 14 yd pass from Kaaya (Badgley kick)
			7-85 1:52
2nd	07:57	UM	Dorsett 28 yd pass from Kaaya (Badgley kick)
			5-74 2:52
	04:59	UC	Gantz 33 yd field goal
			11-59 2:58
	00:46	UM	Badgley 42 yd field goal
			8-52 4:13
3rd	14:15	UM	McCord 46 yd interception return (Badgley kick)
			9-59 3:41
	06:10	UM	Badgley 25 yd field goal
			9-59 3:41
	03:34	UC	Gantz 46 yd field goal
			8-44 2:36
	03:16	UM	Dorsett 79 yd pass from Kaaya (Badgley kick)
			1-79 0:18
4th	14:55	UC	McKay 3 yd pass from Kiel (Gantz kick)
			12-75 3:21
	13:00	UM	Kaaya 1 yd run (Badgley kick)
			4-75 1:55
	12:17	UC	Morrison 45 yd pass from Kiel (Gantz kick)
			4-75 0:43
	09:02	UM	Gus Edwards 40 yd run (Michael Badgley kick)
			2-43 0:56
	04:27	UC	Jacobs 27 yd fumble recovery (Gantz kick)

	UC	UM
FIRST DOWNS	26	20
RUSHES-YARDS (NET)	29-67	35-335
PASSING YDS (NET)	355	286
Passes Att-Comp-Int	60-31-3	25-17-0
TOTAL OFFENSE PLAYS-YARDS	89-422	60-621
Fumble Returns-Yards	1-27	0-0
Punt Returns-Yards	1-1	1-1
Kickoff Returns-Yards	4-88	6-138
Interception Returns-Yards	0-0	3-74
Punts (Number-Avg)	6-39.8	5-46.6
Fumbles-Lost	0-0	1-1
Penalties-Yards	5-54	13-155
Possession Time	31:14	28:46
Third-Down Conversions	8 of 20	3 of 10
Fourth-Down Conversions	2 of 3	0 of 0
Red-Zone Scores-Chances	3-3	3-3
Sacks By: Number-Yards	3-27	3-10

RUSHING: Cincinnati-MOORE, Rod 14-27; EVANS, Jarred 7-21; BOONE, Mike 3-14; JUNIOR IV, E.J. 1-3; KIEL, Gunner 4-2. Miami (Fla.)-Duke Johnson 10-162; Joe Yearby 8-113; Gus Edwards 11-85; Trayone Gray 1-2; TEAM 1-minus 1; Jake Heaps 1-minus 13; Brad Kaaya 3-minus 13.

PASSING: Cincinnati-KIEL, Gunner 31-57-3-355; EVANS, Jarred 0-2-0-0; WASHINGTON, Shaq 0-1-0-0. Miami (Fla.)-Brad Kaaya 17-24-0-286; Ryan Williams 0-1-0-0; Jake Heaps 0-0-0-0.

RECEIVING: Cincinnati-MORRISON, Max 6-84; MOORE, Chris 6-74; WASHINGTON, Shaq 6-65; HOLTON, Johnny 5-83; BOONE, Mike 3-18; MCKAY, Mekale 2-6; CHISUM, Alex 1-17; COLE, Nate 1-5; MOORE, Rod 1-3. Miami (Fla.)-Clive Walford 4-40; Duke Johnson 4-16; Phillip Dorsett 3-143; Herb Waters 2-44; Stacy Coley 2-19; Braxton Berrios 1-18; Malcolm Lewis 1-6.

Score By Quarters	1	2	3	4	Score
Cincinnati	6	22	3	10	41
SMU	3	0	0	0	3

SCORING PLAYS

1st	12:07	UC	R. Moore 2 yd run (Gantz kick failed)
			8-60 2:53
	04:47	SMU	Rademacher 29 yd field goal
			16-64 7:20
2nd	11:20	UC	Gantz 40 yd field goal
			10-75 4:49
	04:25	UC	Evans 7 yd run (Kiel pass failed)
			7-93 3:13
	01:38	UC	Holton 23 yd pass from Kiel (Gantz kick)
			6-73 1:48
	01:00	UC	Temple 27 yd fumble recovery (Kiel pass failed)
3rd	07:11	UC	Gantz 30 yd field goal
			15-67 6:17
4th	14:56	UC	Boone 1 yd run (Gantz kick)
			2-2 0:50
	09:55	UC	Gantz 21 yd field goal
			7-35 2:48

	UC	SMU
FIRST DOWNS	29	14
RUSHES-YARDS (NET)	46-240	24-98
PASSING YDS (NET)	268	178
Passes Att-Comp-Int	27-17-0	37-20-2
TOTAL OFFENSE PLAYS-YARDS	73-508	61-276
Fumble Returns-Yards	1-27	0-0
Punt Returns-Yards	2-15	2-0
Kickoff Returns-Yards	2-56	4-108
Interception Returns-Yards	2-32	0-0
Punts (Number-Avg)	3-35.7	4-42.8
Fumbles-Lost	0-0	2-2
Penalties-Yards	6-69	7-74
Possession Time	32:22	27:38
Third-Down Conversions	3 of 9	6 of 14
Fourth-Down Conversions	1 of 1	1 of 3
Red-Zone Scores-Chances	5-6	1-3
Sacks By: Number-Yards	3-18	1-4

RUSHING: Cincinnati-EVANS, Jarred 10-67; BANSCHBACH, Chad 10-58; KIEL, Gunner 6-50; MOORE, Rod 12-47; BOONE, Mike 5-18; LEGAUX, Munchie 3-0. SMU-DAVIS,Matt 4-41; LINE,Prescott 8-36; KRSTICH,Garrett 5-20; SEEKER, Luke 2-3; POPE,Kevin 1-3; DURALL,Darius 4-minus 5.

PASSING: Cincinnati-KIEL, Gunner 13-20-0-241; LEGAUX, Munchie 2-5-0-17; EVANS, Jarred 2-2-0-10. SMU-KRSTICH,Garrett 17-31-2-172; DAVIS,Matt 3-6-0-6.

RECEIVING: Cincinnati-WASHINGTON, Shaq 3-36; MORRISON, Max 3-20; GLADNEY, Casey 2-61; MCKAY, Mekale 2-56; CHISUM, Alex 2-17; MOORE, Rod 1-27; HOLTON, Johnny 1-23; COLE, Nate 1-12; DOWDY, DJ 1-9; MOORE, Chris 1-7. SMU-HALVERSON,Nate 4-42; THOMPSON,D 3-31; JOSEPH,Darius 3-15; LINE,Prescott 3-12; LANCASTER,C 2-40; DURALL,Darius 2-10; STEWART,Daijuan 2-7; NELSON,Stephen 1-21.

2014 UNIVERSITY OF CINCINNATI FOOTBALL

GAME 07 | OCT. 24, 2014 | CINCINNATI, OHIO

GAME 08 | OCT. 31, 2014 | NEW ORLEANS, LA.

GAME 09 | NOV. 13, 2014 | CINCINNATI, OHIO



USF	17
CINCINNATI	34



CINCINNATI	38
TULANE	14



EAST CAROLINA	46
CINCINNATI	54

Score By Quarters	1	2	3	4	Score
USF	3	0	0	14	17
Cincinnati	10	10	0	14	34

SCORING PLAYS

1st	12:05	UC	Holton 38 yd pass from Kiel (Gantz kick)
			6-84 2:18
	07:41	UC	Gantz 20 yd field goal
			8-34 2:27
	00:21	USF	Kloss 44 yd field goal
			7-15 2:58
2nd	06:57	UC	Kiel 17 yd run (Gantz kick)
			5-58 1:40
	00:00	UC	Gantz 23 yd field goal
			4-38 0:29
4th	14:56	UC	Legaux 9 yd run (Gantz kick)
			8-65 2:52
	14:02	USF	Adams 67 yd pass from Bench (Kloss kick)
			3-75 0:54
	12:55	UC	Boone 7 yd run (Gantz kick)
			3-75 1:07
	12:19	USF	Davis 38 yd pass from Bench (Kloss kick)
			2-46 0:29

	USF	UC
FIRST DOWNS	12	31
RUSHES-YARDS (NET)	22-42	50-273
PASSING YDS (NET)	239	317
Passes Att-Comp-Int	33-20-2	37-27-0
TOTAL OFFENSE PLAYS-YARDS	55-281	87-590
Fumble Returns-Yards	0-0	0-0
Punt Returns-Yards	1-1	2-46
Kickoff Returns-Yards	3-72	2-44
Interception Returns-Yards	0-0	2-0
Punts (Number-Avg)	7-42.7	5-31.8
Fumbles-Lost	6-2	3-3
Penalties-Yards	7-95	4-37
Possession Time	23:17	36:43
Third-Down Conversions	5 of 13	6 of 16
Fourth-Down Conversions	0 of 0	3 of 3
Red-Zone Scores-Chances	0-1	5-6
Sacks By: Number-Yards	1-10	1-2

RUSHING: USF-MACK, Marlon 12-54; JOHNSON, D'Erne 4-14; TEAM 2-minus 2; BENCH, Steven 2-minus 4; WHITE, Mike 2-minus 20. Cincinnati-BOONE, Mike 19-212; MOORE, Rod 10-28; BANSCHBACH, Chad 7-23; KIEL, Gunner 5-20; LEGAUX, Munchie 6-6; WASHINGTON, Shaq 1-2; TEAM 2-minus 18.

PASSING: USF-WHITE, Mike 11-19-2-92; BENCH, Steven 9-14-0-147. Cincinnati-KIEL, Gunner 13-22-0-196; LEGAUX, Munchie 14-15-0-121.

RECEIVING: USF-DAVIS, Andre 6-77; MCFARLAND, Mike 5-29; MACK, Marlon 3-26; ADAMS, Rodney 2-68; SWANSON, Kennar 2-16; PRICE, Sean 1-15; WELCH, Deonte 1-8. Cincinnati-WASHINGTON, Shaq 12-163; MORRISON, Max 5-42; MCKAY, Mekale 3-22; HOLTON, Johnny 2-38; MOORE, Chris 2-30; COLE, Nate 2-12; CHISUM, Alex 1-10.

Score By Quarters	1	2	3	4	Score
Cincinnati	10	14	7	7	38
Tulane	0	0	14	0	14

SCORING PLAYS

1st	07:11	UC	Gantz 30 yd field goal
			8-75 2:45
	00:59	UC	Morrison 5 yd pass from Legaux (Gantz kick)
			4-66 2:27
2nd	13:24	UC	Gladney 54 yd pass from Legaux (Gantz kick)
			4-83 1:18
	07:32	UC	E. Wilson 0 yd fumble recovery (Gantz kick)
3rd	13:18	TLN	Thompson 19 yd run (DiRocco kick)
			4-75 1:42
	04:48	TLN	Jones 10 yd pass from Lee (DiRocco kick)
			9-59 4:52
	00:29	UC	Washington 18 yd pass from Legaux (Gantz kick)
			9-75 4:14
4th	03:22	UC	Boone 24 yd run (Gantz kick)
			9-76 5:30

	UC	TU
FIRST DOWNS	21	21
RUSHES-YARDS (NET)	35-265	33-175
PASSING YDS (NET)	214	205
Passes Att-Comp-Int	26-17-2	35-24-0
TOTAL OFFENSE PLAYS-YARDS	61-479	68-380
Fumble Returns-Yards	0-0	0-0
Punt Returns-Yards	1-0	1-0
Kickoff Returns-Yards	1-3	2-36
Interception Returns-Yards	0-0	2-3
Punts (Number-Avg)	3-44.7	7-41.0
Fumbles-Lost	1-1	1-1
Penalties-Yards	5-35	4-51
Possession Time	29:39	30:21
Third-Down Conversions	6 of 12	3 of 13
Fourth-Down Conversions	1 of 1	0 of 2
Red-Zone Scores-Chances	3-3	2-4
Sacks By: Number-Yards	2-22	0-0

RUSHING: Cincinnati-MOORE, Rod 15-124; BOONE, Mike 15-113; LEGAUX, Munchie 3-16; BROWN, Bobby 1-13; TEAM 1-minus 1. Tulane-HILLIARD, D. 11-123; THOMPSON, L. 9-39; BUTLER, Dante 3-17; BADIE, Sherman 4-13; LEE, Tanner 6-minus 17.

PASSING: Cincinnati-LEGAUX, Munchie 16-24-1-211; KIEL, Gunner 0-1-1-0; COLOSIMO, Michael 1-1-0-3. Tulane-LEE, Tanner 24-35-0-205.

RECEIVING: Cincinnati-MORRISON, Max 5-57; WASHINGTON, Shaq 4-36; GLADNEY, Casey 2-59; CHISUM, Alex 2-11; HOLTON, Johnny 1-30; MCKAY, Mekale 1-16; COGSWELL, Tyler 1-3; DOWDY, DJ 1-2. Tulane-VEAL, Teddy 7-73; ENCALADE, T. 5-41; JONES, Charles 2-25; JAMES, Leondre 2-14; BADIE, Sherman 2-10; HILLIARD, D. 2-8; BUTLER, Dante 1-13; SCOTT, Trey 1-10; SHACKLEFORD, J. 1-9; BREAU, Devon 1-2.

Score By Quarters	1	2	3	4	Score
East Carolina	6	14	7	19	46
Cincinnati	14	17	7	16	54

SCORING PLAYS

1st	10:21	CIN	McKay 55 yd pass from Kiel (Gantz kick)
			3-83 0:52
	07:02	ECU	Harvey 31 yd field goal
			10-59 3:13
	04:47	ECU	Harvey 23 yd field goal
			5-18 1:19
	02:27	CIN	Morrison 17 yd pass from Kiel (Gantz kick)
			6-75 2:14
2nd	12:42	CIN	Gantz 33 yd field goal
			8-66 2:55
	09:07	ECU	Grayson 11 yd run (Harvey kick)
			9-83 3:30
	07:36	ECU	Hardy 7 yd run (Harvey kick)
			4-35 0:40
	05:27	CIN	C. Moore 66 yd pass from Kiel (Gantz kick)
			4-75 2:09
	01:30	CIN	R. Moore 2 yd run (Gantz kick)
			8-77 2:46
3rd	11:42	CIN	Boone 3 yd run (Gantz kick)
			8-66 3:11
	10:51	ECU	Allen 40 yd run (Harvey kick)
			5-81 0:44
4th	13:38	ECU	Hardy 18 yd pass from Carden (Harvey kick)
			6-31 2:34
	04:47	CIN	McKay 36 yd pass from Kiel (Gantz kick)
			12-92 5:24
	03:44	ECU	Worthy 7 yd pass from Carden (Carden pass failed)
			5-71 0:57
	01:02	ECU	Carden 2 yd run (Carden pass failed)
			6-27 1:01
	00:15	CIN	Gantz 47 yd field goal
			7-35 0:42
	00:00	CIN	Hartsfield 20 yd fumble recovery

	ECU	UC
FIRST DOWNS	30	29
RUSHES-YARDS (NET)	32-154	33-150
PASSING YDS (NET)	418	436
Passes Att-Comp-Int	62-35-0	45-29-3
TOTAL OFFENSE PLAYS-YARDS	94-572	78-586
Fumble Returns-Yards	0-0	1-20
Punt Returns-Yards	1-2	1-7
Kickoff Returns-Yards	8-150	6-114
Interception Returns-Yards	3-12	0-0
Punts (Number-Avg)	4-39.0	3-35.0
Fumbles-Lost	2-2	1-1
Penalties-Yards	5-38	8-64
Possession Time	30:42	29:18
Third-Down Conversions	10 of 19	5 of 14
Fourth-Down Conversions	0 of 0	1 of 2
Red-Zone Scores-Chances	7-8	4-4
Sacks By: Number-Yards	1-7	4-36

RUSHING: East Carolina-ALLEN, Breon 12-129; SCOTT, Anthony 8-25; GRAYSON, Marquez 3-22; HARDY, Justin 1-7; HAIRSTON, Chris 3-5; CARDEN, Shane 5-minus 34. Cincinnati-MOORE, Rod 19-99; BOONE, Mike 9-45; KIEL, Gunner 5-6.

PASSING: East Carolina-CARDEN, Shane 35-61-0-418; TEAM 0-1-0-0. Cincinnati-KIEL, Gunner 29-44-3-436; TEAM 0-1-0-0.

RECEIVING: East Carolina-HARDY, Justin 15-181; JONES, Isaiah 6-27; WORTHY, Cam 5-101; GRAYSON, Davon 4-15; WILLIAMS, Bryce 2-52; JOHNSON, Quay 2-16; ALLEN, Breon 1-26. Cincinnati-MCKAY, Mekale 9-172; MORRISON, Max 5-43; MOORE, Chris 4-97; WASHINGTON, Shaq 4-42; HOLTON, Johnny 3-35; CHISUM, Alex 1-21; GLADNEY, Casey 1-15; COLE, Nate 1-7; MOORE, Rod 1-4.

2014 UNIVERSITY OF CINCINNATI FOOTBALL

GAME 10 | NOV. 22, 2014 | EAST HARTFORD, CONN.

GAME 11 | NOV. 29, 2014 | PHILADELPHIA, PA.

GAME 12 | DEC. 6, 2014 | CINCINNATI, OHIO



CINCINNATI

41

UConn

0



CINCINNATI

14

Temple

6



HOUSTON

31

CINCINNATI

38

Score By Quarters	1	2	3	4	Score
Cincinnati	7	20	14	0	41
UConn	0	0	0	0	0

SCORING PLAYS

1st	01:29	UC	Cole 6 yd pass from Kiel (Gantz kick)
			14-82 5:13
2nd	09:13	UC	Boone 3 yd run (Gantz kick)
			8-52 3:46
	07:06	UC	Gantz 32 yd field goal
			4--10 0:48
	03:39	UC	Gantz 44 yd field goal
			6-35 2:00
	00:36	UC	Golic 2 yd pass from Kiel (Gantz kick)
			7-25 1:57
3rd	12:49	UC	Holton 18 yd pass from Kiel (Gantz kick)
			3-20 1:22
	07:56	UC	R. Moore 28 yd run (Gantz kick)
			5-46 2:10

	UC	UConn
FIRST DOWNS	24	10
RUSHES-YARDS (NET)	48-249	27-48
PASSING YDS (NET)	176	81
Passes Att-Comp-Int	36-20-1	27-14-1
TOTAL OFFENSE PLAYS-YARDS	84-425	54-129
Fumble Returns-Yards	0-0	0-0
Punt Returns-Yards	1-0	1--4
Kickoff Returns-Yards	1-29	6-127
Interception Returns-Yards	1-0	1-32
Punts (Number-Avg)	3-46.3	6-37.8
Fumbles-Lost	0-0	2-2
Penalties-Yards	2-25	2-20
Possession Time	35:45	24:15
Third-Down Conversions	8 of 17	3 of 13
Fourth-Down Conversions	2 of 2	0 of 2
Red-Zone Scores-Chances	5-7	0-1
Sacks By: Number-Yards	2-13	0-0

RUSHING: Cincinnati-MOORE, Rod 21-108; BROWN, Bobby 10-67; BOONE, Mike 9-52; KIEL, Gunner 5-28; TEAM 3-minus 6. UConn-JOHNSON, Ron 9-33; MARRINER, Josh 2-27; DELORENZO, Max 5-17; FOXX, Deshon 1-0; WHITMER, Chan. 1-minus 1; TEAM 1-minus 3; BOYLE, Tim 8-minus 25.

PASSING: Cincinnati-KIEL, Gunner 17-30-1-161; LEGAUX, Munchie 2-4-0-10; COLOSIMO, Michael 1-2-0-5. UConn-BOYLE, Tim 13-21-0-70; WHITMER, Chan. 1-5-1-11; FOXX, Deshon 0-1-0-0.

RECEIVING: Cincinnati-WASHINGTON, Shaq 6-63; HOLTON, Johnny 4-35; GLADNEY, Casey 4-25; COLE, Nate 3-20; MCKAY, Mekale 1-17; MOORE, Rod 1-14; GOLIC, Jake 1-2. UConn-THOMAS, Noel 5-32; FOXX, Deshon 3-18; DAVIS, Jeremy 2-1; CLAX, Jazzmar 1-15; MCQUILLAN, Sean 1-11; BRADLEY, Dha. 1-5; DELORENZO, Max 1-minus 1.

Score By Quarters	1	2	3	4	Score
Cincinnati	0	14	0	0	14
Temple	3	0	3	0	6

SCORING PLAYS

1st	00:17	TU	Jones 30 yd field goal
			11-68 5:30
2nd	12:39	UC	McKay 3 yd pass from Kiel (Gantz kick)
			2-3 0:41
	00:28	UC	Boone 1 yd run (Gantz kick)
			9-63 1:37
3rd	07:00	TU	Jones 31 yd field goal
			14-67 5:16

	UC	TU
FIRST DOWNS	14	14
RUSHES-YARDS (NET)	33-81	32-71
PASSING YDS (NET)	174	196
Passes Att-Comp-Int	31-19-0	35-19-0
TOTAL OFFENSE PLAYS-YARDS	64-255	67-267
Fumble Returns-Yards	1-2	0-0
Punt Returns-Yards	2-1	0-0
Kickoff Returns-Yards	3-54	3-63
Interception Returns-Yards	0-0	0-0
Punts (Number-Avg)	9-41.1	8-36.0
Fumbles-Lost	2-1	2-2
Penalties-Yards	3-20	3-26
Possession Time	26:54	33:06
Third-Down Conversions	4 of 14	4 of 16
Fourth-Down Conversions	0 of 1	1 of 1
Red-Zone Scores-Chances	2-2	2-3
Sacks By: Number-Yards	3-25	1-17

RUSHING: Cincinnati-BOONE, Mike 14-62; MOORE, Rod 9-19; WASHINGTON, Shaq 3-8; TEAM 1-minus 2; KIEL, Gunner 6-minus 6. Temple-HARPER,Kenneth 9-40; WALKER,P.J. 12-33; THOMAS,Jahad 4-8; GILMORE,Jamie 5-2; SHIPPEN,Brandon 1-0; FITZPATRICK,J 1-minus 12.

PASSING: Cincinnati-KIEL, Gunner 19-31-0-174. Temple-WALKER,P.J. 19-35-0-196.

RECEIVING: Cincinnati-MCKAY, Mekale 6-39; HOLTON, Johnny 5-34; WASHINGTON, Shaq 3-25; MORRISON, Max 2-11; MOORE, Rod 1-31; COLE, Nate 1-22; BOONE, Mike 1-12. Temple-FITZPATRICK,J 9-77; THOMPSON,Colin 3-48; YANCY,Brodrick 3-21; DELOATCH,Romond 1-18; SHIPPEN,Brandon 1-17; THOMAS,Jahad 1-11; HARPER,Kenneth 1-4.

Score By Quarters	1	2	3	4	Score
East Carolina	6	14	7	19	46
Cincinnati	14	17	7	16	54

SCORING PLAYS

1st	10:21	CIN	McKay 55 yd pass from Kiel (Gantz kick)
			3-83 0:52
	07:02	ECU	Harvey 31 yd field goal
			10-59 3:13
	04:47	ECU	Harvey 23 yd field goal
			5-18 1:19
	02:27	CIN	Morrison 17 yd pass from Kiel (Gantz kick)
			6-75 2:14
2nd	12:42	CIN	Gantz 33 yd field goal
			8-66 2:55
	09:07	ECU	Grayson 11 yd run (Harvey kick)
			9-83 3:30
	07:36	ECU	Hardy 7 yd run (Harvey kick)
			4-35 0:40
	05:27	CIN	C. Moore 66 yd pass from Kiel (Gantz kick)
			4-75 2:09
	01:30	CIN	R. Moore 2 yd run (Gantz kick)
			8-77 2:46
3rd	11:42	CIN	Boone 3 yd run (Gantz kick)
			8-66 3:11
	10:51	ECU	Allen 40 yd run (Harvey kick)
			5-81 0:44
4th	13:38	ECU	Hardy 18 yd pass from Carden (Harvey kick)
			6-31 2:34
	04:47	CIN	McKay 36 yd pass from Kiel (Gantz kick)
			12-92 5:24
	03:44	ECU	Worthy 7 yd pass from Carden (Carden pass failed)
			5-71 0:57
	01:02	ECU	Carden 2 yd run (Carden pass failed)
			6-27 1:01
	00:15	CIN	Gantz 47 yd field goal
			7-35 0:42
	00:00	CIN	Hartsfield 20 yd fumble recovery

	ECU	UC
FIRST DOWNS	30	29
RUSHES-YARDS (NET)	32-154	33-150
PASSING YDS (NET)	418	436
Passes Att-Comp-Int	62-35-0	45-29-3
TOTAL OFFENSE PLAYS-YARDS	94-572	78-586
Fumble Returns-Yards	0-0	1-20
Punt Returns-Yards	1-2	1-7
Kickoff Returns-Yards	8-150	6-114
Interception Returns-Yards	3-12	0-0
Punts (Number-Avg)	4-39.0	3-35.0
Fumbles-Lost	2-2	1-1
Penalties-Yards	5-38	8-64
Possession Time	30:42	29:18
Third-Down Conversions	10 of 19	5 of 14
Fourth-Down Conversions	0 of 0	1 of 2
Red-Zone Scores-Chances	7-8	4-4
Sacks By: Number-Yards	1-7	4-36


RUSHING: East Carolina-ALLEN, Breon 12-129; SCOTT, Anthony 8-25; GRAYSON, Marquez 3-22; HARDY, Justin 1-7; HAIRSTON, Chris 3-5; CARDEN, Shane 5-minus 34. Cincinnati-MOORE, Rod 19-99; BOONE, Mike 9-45; KIEL, Gunner 5-6.

PASSING: East Carolina-CARDEN, Shane 35-61-0-418; TEAM 0-1-0-0. Cincinnati-KIEL, Gunner 29-44-3-436; TEAM 0-1-0-0.

RECEIVING: East Carolina-HARDY, Justin 15-181; JONES, Isaiah 6-27; WORTHY, Cam 5-101; GRAYSON, Davon 4-15; WILLIAMS, Bryce 2-52; JOHNSON, Quay 2-16; ALLEN, Breon 1-26. Cincinnati-MCKAY, Mekale 9-172; MORRISON, Max 5-43; MOORE, Chris 4-97; WASHINGTON, Shaq 4-42; HOLTON, Johnny 3-35; CHISUM, Alex 1-21; GLADNEY, Casey 1-15; COLE, Nate 1-7; MOORE, Rod 1-4.

GAME 13 | DEC. 27, 2014 | ANNAPOLIS, MD.

2014 MILITARY BOWL PRESENTED BY NORTHROP GRUMMAN

	CINCINNATI	17
	VIRGINIA TECH	33

Score By Quarters	1	2	3	4	Score
Cincinnati	7	3	0	7	17
Virginia Tech	7	6	14	6	33

SCORING PLAYS					
1st	05:47	UC	C. Moore 31 yd pass from Kiel (Gantz kick) 7-89 2:50, CIN 7 - VT 0		
	03:51	VT	Coleman 1 yd run (Slye kick) 6-64 1:56, CIN 7 - VT 7		
2nd	12:55	VT	Slye 45 yd field goal 7-10 2:45, CIN 7 - VT 10		
	00:36	UC	Gantz 25 yd field goal 13-86 6:23, CIN 10 - VT 10		
	00:00	VT	Slye 49 yd field goal 4-20 0:36, CIN 10 - VT 13		
3rd	11:05	VT	Malleck 1 yd pass from Brewer (Slye kick) 11-75 3:55, CIN 10 - VT 20		
	09:16	VT	Stroman 12 yd fumble recovery (Slye kick) CIN 10 - VT 27		
4th	13:20	VT	Slye 38 yd field goal 6-21 2:27, CIN 10 - VT 30		
	10:35	UC	C. Moore 43 yd pass from Colosimo (Gantz kick) 7-81 2:45, CIN 17 - VT 30		
	08:52	VT	Slye 33 yd field goal 6-27 1:43, CIN 17 - VT 33		

	UC	VT
FIRST DOWNS	19	18
RUSHES-YARDS (NET)	33-144	44-210
PASSING YDS (NET)	345	124
Passes Att-Comp-Int	37-18-2	25-15-1
TOTAL OFFENSE PLAYS-YARDS	70-489	69-334
Fumble Returns-Yards	0-0	1-41
Punt Returns-Yards	2-0	3-30
Kickoff Returns-Yards	7-139	3-73
Interception Returns-Yards	1-0	2-13
Punts (Number-Avg)	5-42.2	5-39.2
Fumbles-Lost	1-1	2-0
Penalties-Yards	7-73	4-35
Possession Time	29:04	30:56
Third-Down Conversions	7 of 15	7 of 15
Fourth-Down Conversions	0 of 1	0 of 0
Red-Zone Scores-Chances	1-1	5-5
Sacks By: Number-Yards	3-27	2-12

RUSHING: Cincinnati-COLOSIMO, Michael 4-54; BOONE, Mike 10-49; MOORE, Rod 9-22; WASHINGTON, Shaq 4-13; KIEL, Gunner 6-6. Virginia Tech-Coleman, JC 25-157; Rogers, S 4-18; Brewer, M 5-17; Edmunds, T 4-11; Hodges, B 2-6; Stroman, G 2-4; Motley, B 1-minus 1; Team 1-minus 2.

PASSING: Cincinnati-KIEL, Gunner 14-26-2-244; COLOSIMO, Michael 3-10-0-70; WASHINGTON, Shaq 1-1-0-31. Virginia Tech-Brewer, M 14-24-1-94; Ford, I 1-1-0-30.

RECEIVING: Cincinnati-WASHINGTON, Shaq 5-100; MOORE, Chris 4-103; CHISUM, Alex 2-39; MCKAY, Mekale 2-35; MORRISON, Max 2-13; BOONE, Mike 1-25; GLADNEY, Casey 1-24; MOORE, Rod 1-6. Virginia Tech-Ford, I 3-44; Byrn, W 3-14; Hodges, B 3-9; Malleck, R 2-4; Brewer, M 1-30; Rogers, S 1-19; Stroman, G 1-6; Edmunds, T 1-minus 2.

SINGLE-GAME TEAM OFFENSE

Most Points	124 vs. Transylvania (1912)
Most Touchdowns	14 vs. Transylvania (1912)
Most Rushing Attempts	83 vs. Louisiana-Monroe (1977)
Most Rushing Yards	464 vs. Case-Western Reserve (1953) 464 vs. Virginia Military Institute (1953)
Most Rushing Touchdowns	14 vs. Transylvania (1912)
Most Passing Attempts	61 vs. USF (2010)
Most Passes Completed	36 vs. Ohio (1968)
Most Passing Yards	584 vs. Ohio (1968)
Most Interceptions Thrown	6 vs. Xavier (1972)
Most Touchdown Passes	6 vs. Toledo (2014); vs. Illinois (2009)
Most Offensive Plays	99 vs. Miami (OH) (1996)
Most Yards Total Offense	711 vs. Connecticut (2009)
Most First Downs	36 vs. Ohio (1968)
Most Fumbles	15 vs. Louisville (1970)
Most Fumbles Lost	7 vs. Virginia Military Institute (1951)
Most Turnovers	9 vs. Xavier (1955) 9 vs. Hardin-Simmons (1955) 9 vs. Virginia Military Institute (1951)
Most Penalties	18 vs. Kansas State (1951)
Most Penalty Yards	176 vs. Louisville (1968)
Most Punts	13 vs. Pittsburgh (1981) 13 vs. Mississippi State (1948)
Most Punting Yards	510 vs. Louisville (1996)
Most Punt Return Yards	177 vs. Ohio (1949)
Most Kickoff Return Yards	295 vs. Memphis (1971)
Fewest Rushing Attempts	15 vs. Illinois (2009)
Fewest Rushing Yards	-23 vs. Rutgers (2005)
Fewest Passes Completed	0 vs. Dayton (1970)
Fewest Passing Yards	0 vs. Dayton (1970)
Fewest Yards Total Offense	46 vs. North Texas State (1959)
Fewest First Downs	3 vs. West Virginia (1989)
Fewest Penalties	1 vs. Rutgers (1994) 1 vs. Louisville (1966) 1 vs. Memphis (1966) 1 vs. Army (1963) 1 vs. Hawai'i (1954)
Fewest Yards Penalized	4 vs. Memphis (1966)
Fewest Punts	0 vs. Miami (OH) (2008) 0 vs. Memphis (1998) 0 vs. Miami (OH) (1954)

SINGLE-GAME TEAM DEFENSE

Fewest Rushing Attempts Allowed	17 vs. Dayton (1961)
Fewest Rushing Yards Allowed	-46 vs. Kansas (1997)
Fewest Passing Attempts	1 vs. Boston College (1964)
Fewest Pass Completions Allowed	0 vs. Louisville (1974) 0 vs. Ohio (1973) 0 vs. Boston College (1964) 0 vs. Indiana (1963) 0 vs. Ohio (1949)
Fewest Passing Yards Allowed	-1 vs. Xavier (1971)
Fewest Yards Total Offense Allowed	18 vs. Louisiana-Lafayette (1973)
Most Points Allowed	81 vs. Penn State (1991)
Most Rushing Attempts Allowed	86 vs. West Virginia (1969)
Most Rushing Yards Allowed	539 vs. Northern Illinois (1989)
Most Passing Attempts Allowed	67 vs. Louisville (1997)
Most Pass Completions Allowed	37 vs. East Carolina (1997)
Most Passing Yards Allowed	482 vs. Florida (2010)
Most Yards Total Defense Allowed	742 vs. Louisville (1998)
Most Passes Intercepted	7 vs. Kansas State (1951)
Most Interception Return Yards	162 vs. Dayton (1956)
Most Turnovers Forced	8 vs. Rice (1974)

SINGLE-GAME INDIVIDUAL OFFENSE

Rushing Attempts	45 by Steve Cowan vs. Ohio (1970)
Rushing Yards	306 by Bob Hynes vs. Case Western Reserve (1923)
Yards Per Rush	17.0 by Richard Hall vs. Miami (OH) (14 carries, 238 yards) (2004)
Rushing Touchdowns	6 by Ike Stewart vs. Transylvania (1912) 6 by Bob Heuck vs. Transylvania (1912)
Passing Attempts	59 by Deontey Kenner vs. Southern Miss (1999)
Passing Completions	35 by Deontey Kenner vs. Southern Miss (1999) 35 by Greg Cook vs. Ohio (1968)
Passing Yards	554 by Greg Cook vs. Ohio (1968)
Passing Touchdowns	6 by Gunner Kiel (2014); by Tony Pike vs. Illinois (2009)
Interceptions Thrown	6 by Mike Shoemaker vs. Xavier (1972)
Receptions	13 by Tom Rossley vs. Wichita State (1968) 13 by Jon Olinger vs. Miami (OH) (2002)
Receiving Yards	254 by Tom Rossley vs. Louisville (1968)
Yards Per Reception	73.7 by Chris Moore at Ohio State (3 receptions, 221 yards) (2014)
Receiving Touchdowns	3 by eight players, last by Chris Moore at Ohio State (2014)
All-Purpose Yards (Rsh., Rec. and Ret.)	381 by Mardy Gilyard at Pittsburgh (2009)
Total Yards	555 by Zach Collaros vs. Connecticut (2009)
Total Points	51 by Ike Stewart vs. Transylvania (1912)
Touchdowns	8 by Ike Stewart vs. Transylvania (1912)
Extra Points Made	12 by Alonzo Weiss vs. Transylvania (1912)
Field Goals Made	4 by nine players, last by Tony Miliano at Pittsburgh (2011)
Punts	13 by Phil Peckich at Pittsburgh (1981)
Punting Yards	510 by Steve Smith at Louisville (1996)
Punting Average	59.7 by Kevin Huber vs. Marshall (3 punts) (2007)
Kickoff Returns	8 by Mardy Gilyard at Pittsburgh (2009) 8 by LaDaris Vann vs. East Carolina (1999)
Kickoff Return Yards	256 by Mardy Gilyard at Pittsburgh (2009)
Kickoff Returns For Touchdowns	1 by 20 players, last by Mardy Gilyard at Pittsburgh (2009)
Punt Returns	7 by Mike Daniels vs. Western Carolina (2005) 7 by Tinker Keck vs. Kansas (1997) 7 by Charley Bland vs. Villanova (1973)
Punt Return Yards	161 by Gene Gibson vs. Ohio (1949)
Punt Return Touchdowns	2 by Tinker Keck vs. Louisville (1997) 2 by Gene Gibson vs. Ohio (1949)

SINGLE-GAME INDIVIDUAL DEFENSE

Total Tackles	31 by Karl Woods at South Carolina (1980)
Solo Tackles	xx
Assisted Tackles	xx
Tackles For A Loss	xx
Sacks	xx
Forced Fumbles	xx
Fumble Recoveries	xx
Interceptions	4 by Bob Hynes vs. Ohio Northern (1923)
Interception Return Yards	123 by Shawn Ferguson vs. Memphis (1998)
Interception Returns for Touchdowns	2 by Shawn Ferguson vs. Memphis (1998)

2014 UNIVERSITY OF CINCINNATI FOOTBALL

THE LAST TIME

SCORING

Scored 30 or more points	38 vs. Houston (12/06/14)
Scored 40 or more points	41 at UConn (11/22/14)
Scored 50 or more points	54 vs. East Carolina (11/13/14)
Scored 60 or more points	66 vs. Northwestern State (09/14/13)
Scored 70 or more points	72 vs. Austin Peay (09/03/11)

TOTAL OFFENSE

Had more than 400 total yards	489 vs. Virginia Tech (12/27/14)
Had more than 450 total yards	489 vs. Virginia Tech (12/27/14)
Had more than 500 total yards	500 vs. Houston (12/06/14)
Had more than 550 total yards	586 vs. East Carolina (11/13/14)
Had more than 600 total yards	619 at Rutgers (11/16/13)
Had more than 650 total yards	669 vs. Northwestern State (09/14/13)
Had more than 700 total yards	711 vs. Connecticut (11/07/09)

RUSHING OFFENSE

Rushed for 150 or more yards	152 vs. Houston (12/06/14)
Rushed for 200 or more yards	249 at UConn (11/22/14)
Rushed for 250 or more yards	265 at Tulane (10/31/14)
Rushed for 300 or more yards	322 vs. Northwestern State (09/14/13)
Rushed for 350 or more yards	387 vs. Austin Peay (09/03/11)
Rushed for 400 or more yards	464 vs. Case Western Reserve & VMI (10/24/53 & 11/14/53)
Rushed for 425 or more yards	464 vs. Case Western Reserve & VMI (10/24/53 & 11/14/53)

PASSING OFFENSE

Passed for 250 or more yards	345 vs. Virginia Tech (12/27/14)
Passed for 300 or more yards	345 vs. Virginia Tech (12/27/14)
Passed for 350 or more yards	436 vs. East Carolina (11/13/14)
Passed for 400 or more yards	436 vs. East Carolina (11/13/14)
Passed for 450 or more yards	507 at Rutgers (11/16/13)
Passed for 500 or more yards	507 at Rutgers (11/16/13)

SCORING DEFENSE

Allowed 0 points	0 at UConn (11/22/14)
Allowed 3 or fewer points	0 at UConn (11/22/14)
Allowed 7 or fewer points	6 at Temple (11/29/14)
Allowed 10 or fewer points	6 at Temple (11/29/14)
Allowed 14 or fewer points	6 at Temple (11/29/14)

TOTAL DEFENSE

Allowed fewer than 75 total yards	53 vs. Kansas (09/20/97)
Allowed fewer than 100 total yards	87 at Miami (Ohio) (09/21/13)
Allowed fewer than 125 total yards	87 at Miami (Ohio) (09/21/13)
Allowed fewer than 150 total yards	129 at UConn (11/22/14)
Allowed fewer than 175 total yards	129 at UConn (11/22/14)
Allowed fewer than 200 total yards	129 at UConn (11/22/14)
Allowed fewer than 225 total yards	129 at UConn (11/22/14)
Allowed fewer than 250 total yards	129 at UConn (11/22/14)
Allowed fewer than 275 total yards	267 at Temple (11/29/14)
Allowed fewer than 300 total yards	267 at Temple (11/29/14)

RUSHING DEFENSE

Allowed 0 or fewer yards	-3 at Miami (OH) (10/01/11)
Allowed 10 or fewer yards	7 at Miami (Ohio) (09/21/13)
Allowed 20 or fewer yards	7 at Miami (Ohio) (09/21/13)
Allowed 30 or fewer yards	7 at Miami (Ohio) (09/21/13)
Allowed 40 or fewer yards	33 at Houston (11/23/13)
Allowed 50 or fewer yards	48 at UConn (11/22/14)
Allowed 60 or fewer yards	48 at UConn (11/22/14)
Allowed 70 or fewer yards	48 at UConn (11/22/14)
Allowed 80 or fewer yards	71 at Temple (11/29/14)
Allowed 90 or fewer yards	71 at Temple (11/29/14)
Allowed 100 or fewer yards	71 at Temple (11/29/14)

PASSING DEFENSE

Allowed 0 passing yards	-1 vs. Xavier (10/09/71)
Allowed 50 or fewer yards	49 vs. UAB (11/30/02)
Allowed 100 or fewer yards	81 at UConn (11/22/14)
Allowed 150 or fewer yards	124 vs. Virginia Tech (12/27/14)
Allowed 175 or fewer yards	124 vs. Virginia Tech (12/27/14)
Allowed 200 or fewer yards	124 vs. Virginia Tech (12/27/14)

INDIVIDUAL RUSHING

Had a player rush for 100 or more yards	108 by Rod Moore at UConn (11/22/14)
Had a player rush for 150 or more yards	212 by Mike Boone vs. USF (10/24/14)
Had a player rush for 200 or more yards	212 by Mike Boone vs. USF (10/24/14)
Had a player rush for 225 or more yards	238 by Richard Hall vs. Miami (OH) (09/11/04)
Had two players rush for 100 or more yards	R. Moore (124), Boone (113) at Tulane (10/31/14)
Had a player rush for 2 or more TDs	3 by Mike Boone vs. Houston (12/06/14)
Had a player rush for 3 or more TDs	3 by Mike Boone vs. Houston (12/06/14)
Had a player rush for 4 or more TDs	4 by Isaiah Pead vs. Rutgers (11/20/10)
Had a player rush for 5 or more TDs	6 by Ike Stewart vs. Transylvania (10/05/12)

INDIVIDUAL PASSING

Had a player pass for 200 or more yards	244 by Gunner Kiel vs. Virginia Tech (12/27/14)
Had a player pass for 250 or more yards	436 by Gunner Kiel vs. East Carolina (11/13/14)
Had a player pass for 300 or more yards	436 by Gunner Kiel vs. East Carolina (11/13/14)
Had a player pass for 350 or more yards	436 by Gunner Kiel vs. East Carolina (11/13/14)
Had a player pass for 400 or more yards	436 by Gunner Kiel vs. East Carolina (11/13/14)
Had a player pass for 450 or more yards	480 by Zach Collaros vs. Connecticut (11/07/09)
Had a player pass for 500 or more yards	554 by Greg Cook vs. Ohio (11/16/68)
Had a player pass for 2 or more TDs	2 by Gunner Kiel vs. Houston (12/06/14)
Had a player pass for 3 or more TDs	4 by Gunner Kiel vs. East Carolina (11/13/14)
Had a player pass for 4 or more TDs	4 by Gunner Kiel vs. East Carolina (11/13/14)
Had a player pass for 5 or more TDs	6 by Gunner Kiel vs. Toledo (09/12/14)
Had a player pass for 6 or more TDs	6 by Gunner Kiel vs. Toledo (09/12/14)
Had a player complete 20 passes	29 by Gunner Kiel vs. East Carolina (11/13/14)
Had a player complete 25 passes	29 by Gunner Kiel vs. East Carolina (11/13/14)
Had a player complete 30 passes	31 by Brendon Kay vs. Temple (10/11/13)
Had a player complete 35 passes	35 by Deontey Kenner at Southern Miss (10/23/99)
Had a player complete 10 straight passes	10 by Munchie Legaux vs. USF (10/24/14)
Had a player throw 30 passes	31 by Gunner Kiel at Temple (11/29/14)
Had a player throw 35 passes	44 by Gunner Kiel vs. East Carolina (11/13/14)
Had a player throw 40 passes	44 by Gunner Kiel vs. East Carolina (11/13/14)
Had a player throw 45 passes	50 by Brendon Kay at Houston (11/23/13)
Had a player throw 50 passes	50 by Brendon Kay at Houston (11/23/13)

INDIVIDUAL RECEIVING

Had a player with 10 or more receptions in a game	12 by Shaq Washington vs. USF (10/24/14)
Had a player with 11 or more receptions in a game	12 by Shaq Washington vs. USF (10/24/14)
Had a player with 12 or more receptions in a game	12 by Shaq Washington vs. USF (10/24/14)
Had a player with 13 or more receptions in a game	13 by Jon Olinger vs. Miami (OH) (10/05/02)
Had a player receive 100 or more yards	103 by C. Moore/100 by Washington vs. Virginia Tech (12/27/14)
Had a player receive 150 or more yards	172 by Mekale McKay vs. East Carolina (11/13/14)
Had a player receive 200 or more yards	210 by Marcus Barnett vs. West Virginia (11/17/07)
Had a player receive 250 or more yards	254 by Tom Rossley vs. Louisville (11/09/68)
Had a player receive for 2 or more TDs	2 by Chris Moore vs. Virginia Tech (12/27/14)
Had a player receive for 3 or more TDs	3 by Mekale McKay at Ohio State (09/27/14)

GAMES AGAINST RANKED TEAMS

Beat a top 25 team	vs. No. 25 Virginia Tech (09/29/12)
Beat a top 10 team	No. 7 Rutgers, 30-11 (11/18/06)
Beat a ranked opponent at home	No. 21 USF, 34-17 (10/15/09)
Beat a ranked opponent on the road	at No. 14 Pittsburgh, 45-44 (12/05/09)
Beat a ranked opponent at a neutral site	vs. No. 25 vs. Virginia Tech (FedEx Field/09/29/12)
Beat back-to-back ranked opponents	10/30/08-11/08/08 #24 USF & @ #20 West Virginia
Lost to a ranked opponent at home	No. 16 Louisville, 31-24 (OT) (12/05/13)
Lost to a ranked opponent on the road	at No. 23/20 Ohio State, 50-28 (09/27/14)
Lost to an unranked opponent at home	Memphis (10/04/14 - Paul Brown Stadium)
Lost to an unranked opponent on the road	at Miami, 55-34 (10/11/14)

SPECIAL SITUATIONS

Scored on the first play from scrimmage	Mekale McKay 80-yard pass from Gunner Kiel vs. Memphis (10/4/14)
Had a game-winning field goal	Andrew Gantz, 47 yards vs. East Carolina (11/13/14)
UC shutout its opponent	at UConn (11/22/14, W, 41-0)
UC was shutout	vs. No. 16 West Virginia (11/09/05, L 38-0)

RETURNS/SPECIAL TEAMS/DEFENSE

Returned a KO for a TD	Ralph David Abernathy IV, 90 yards (12/31/11 vs. Vanderbilt)
Returned a Punt for a TD	Mardy Gilyard, 53 yards (9/12/09 vs. SEMO)
Returned an INT for a TD	Adrian Witty, 41 yards, vs. Purdue (08/31/13)
Returned 2 INTs for TDs	2 vs. Akron (D. Battle-30 yards and C. Cheatham-53 yards) (9/17/11)
Recovered a fumble in endzone for a TD	Eric Wilson (muffed punt in end zone) at Tulane (10/31/14)
Executed a successful onside kick	Kick by Miliano/Recovered by Morrison at Rutgers (11/16/13)
Returned a fumble for a TD	Terrell Hartsfield, 20 yards vs. East Carolina (11/13/14)
Blocked a FG	Jordan Stepp vs. Rutgers (11/17/12 - 22-yard third quarter attempt)
Blocked a punt	Connor Barwin at Connecticut (10/25/08)

2014 UNIVERSITY OF CINCINNATI FOOTBALL

CINCINNATI RECORD

	2014	2013	2012	2011	2010	2009	2008	2007	Since 2007
Overall	9-4	9-4	10-3	10-3	4-8	12-1	11-3	10-3	75-29
When playing at home	5-1	5-1	6-1	5-1	3-4	6-0	6-0	4-2	40-10
When playing on road	4-2	4-2	2-2	4-2	1-4	6-0	5-2	5-1	31-15
At Neutral Sites	0-1	0-1	2-0	1-0	0-0	0-1	0-1	1-0	4-4
When playing on natural grass	2-1	1-2	4-0	2-1	0-3	2-0	0-3	3-1	14-11
When playing on artificial turf	7-3	8-2	6-3	8-2	4-5	10-1	11-0	7-2	61-18
When playing during the day	3-2	6-2	4-1	7-3	1-4	8-0	3-2	4-1	36-15
When playing at night	6-2	3-2	6-2	3-0	3-4	4-1	8-1	6-2	39-14
When scoring first	7-3	7-0	8-1	6-2	3-3	9-0	10-2	6-2	56-13
When opponent scores first	2-1	2-4	2-2	4-1	1-5	3-1	1-1	4-1	19-15
When leading after first quarter	6-0	3-0	8-1	5-0	3-2	8-0	9-1	8-2	50-6
When trailing after first quarter	1-3	3-4	2-2	3-1	0-5	2-1	1-1	1-0	13-17
When tied after first quarter	2-1	3-0	0-0	2-2	1-1	2-0	1-1	1-1	12-6
When leading at halftime	9-0	8-0	8-1	7-0	3-0	10-0	9-1	9-1	63-3
When trailing at halftime	0-4	0-4	2-2	2-3	1-7	1-1	2-2	1-1	9-24
When tied at halftime	0-0	1-0	0-0	1-0	0-1	1-0	0-0	0-1	3-2
When leading after three quarters	9-0	8-1	10-1	6-0	4-0	11-0	10-0	10-0	68-2
When trailing after three quarters	0-4	0-3	0-2	2-2	0-8	1-1	1-3	0-2	4-26
When tied after three quarters	0-0	1-0	0-0	2-1	0-0	0-0	0-0	0-1	3-2
In overtime	0-0	0-1	0-1	0-0	0-0	0-0	1-0	0-0	1-2
When Cincinnati has more rushing yards	5-0	9-0	9-2	9-2	3-1	8-0	8-0	8-1	59-6
When opponent has more rushing yards	4-4	0-4	1-1	1-1	1-6	4-1	3-3	2-2	16-22
When Cincinnati rushes for 200 or more yards	4-0	3-0	7-1	3-0	3-0	3-0	2-0	3-0	28-1
When Cincinnati rushes for 150 or more yards	6-0	6-1	8-2	6-2	4-2	4-0	2-0	4-0	40-7
When Cincinnati holds opponent to 100 rushing yards or less	4-0	7-0	3-0	5-1	3-3	3-0	6-0	8-1	39-5
When Cincinnati holds opponent to 150 rushing yards or less	5-0	8-1	6-1	8-2	3-4	4-0	7-0	8-1	49-9
When Cincinnati has more passing yards	6-3	8-3	4-2	1-0	1-4	11-0	8-2	5-2	43-16
When opponent has more passing yards	2-1	1-1	5-1	9-3	3-5	1-1	3-1	5-1	29-14
When Cincinnati passes for 300 or more yards	4-3	5-2	2-0	1-0	1-3	7-0	3-0	3-2	26-10
When Cincinnati passes for 200 or more yards	7-4	8-3	8-2	6-2	3-4	5-0	4-2	10-2	51-18
When Cincinnati holds opponent to 150 passing yards or less	1-1	3-1	1-1	1-0	0-1	2-0	2-0	1-1	11-5
When Cincinnati holds opponent to 100 passing yards or less	1-0	2-0	0-0	1-0	0-0	0-0	1-0	1-0	6-0
When Cincinnati has more total yards	7-1	9-2	7-1	7-0	4-4	10-0	10-0	7-1	61-9
When opponent has more total yards	2-3	0-2	3-2	3-2	0-4	2-1	1-3	3-2	14-19
When Cincinnati has more first downs	6-2	9-1	5-1	7-0	4-3	7-0	6-1	7-1	51-9
When opponent has more first downs	1-2	0-3	5-2	3-3	0-5	5-1	3-2	3-2	20-20
When first downs are equal	2-0	0-0	0-0	0-0	0-0	0-0	2-0	0-0	4-0
When Cincinnati forces more turnovers	7-1	4-0	8-0	6-1	1-0	8-0	2-0	8-0	44-2
In games decided by three points or less	0-0	1-0	1-1	2-1	0-1	3-0	3-0	1-0	11-3
In games decided by seven points or less	2-0	2-2	1-3	3-1	0-1	0-0	5-0	2-3	15-10
In black jerseys	3-2	2-2	6-3	5-0	3-2	3-0	6-1	5-2	33-12
In white jerseys	5-2	4-2	4-0	5-2	1-4	7-1	4-2	5-1	35-13
In red jerseys	1-0	3-0	1-0	0-1	0-2	2-0	1-0	0-0	8-3

The University of Cincinnati offers students a balance of educational excellence and real-world experience. UC is a public research university with an enrollment of more than 42,000 students.

Public University of the Year

-THE WASHINGTON CENTER 2013

No. 1 in the nation for return on educational investment

-POLICYMIC 2013

Listed third among "Up-and-Coming Schools"

-U.S. NEWS AND WORLD REPORT 2013

19th most diverse student population

-PRINCETON REVIEW 2009

Top tier of the country's "Best National Universities"

-U.S. NEWS AND WORLD REPORT 2013

Top 13 colleges with the best co-op or internship opportunities

-U.S. NEWS AND WORLD REPORT 2013

Among the world's most beautiful college campuses

-FORBES 2010

Named a top-tier "Green University"

-PRINCETON REVIEW 2013














**# HOTTEST
COLLEGE
IN AMERICA**



THE
UNIVERSITY OF CINCINNATI
BEARCAT

For complete rankings, go to: uc.edu/rankings



	SEPT. 12	TOLEDO ► CINCINNATI, OHIO	W, 58-34
	SEPT. 20	MIAMI (OHIO) ► CINCINNATI, OHIO	W, 31-24
	SEPT. 27	@ OHIO STATE ► COLUMBUS, OHIO	L, 50-28
	OCT. 4	MEMPHIS * ► CINCINNATI, OHIO	L, 41-14
	OCT. 11	@ MIAMI (FLA.) ► MIAMI, FLA.	L, 55-34
	OCT. 18	@ SMU * ► DALLAS, TEXAS	W, 41-3
	OCT. 24	USF * ► CINCINNATI, OHIO	W, 34-17
	OCT. 31	@ TULANE * ► NEW ORLEANS, LA.	W, 38-14
	NOV. 13	EAST CAROLINA * ► CINCINNATI, OHIO	W, 54-46
	NOV. 22	@ UCONN * ► EAST HARTFORD, CONN.	W, 41-0
	NOV. 29	@ TEMPLE * ► PHILADELPHIA, PA.	W, 14-6
	DEC. 6	HOUSTON * ► CINCINNATI, OHIO	W, 38-30
	DEC. 27	vs. VIRGINIA TECH ► ANNAPOLIS, MD.	L, 33-17

*American Athletic Conference game; All times eastern.