



# CINCINNATI FOOTBALL

UC SPORTS COMMUNICATIONS: RICHARD E. LINDNER CENTER // 2751 O'VARSITY WAY SUITE 860 CINCINNATI, OHIO 45221-0021 // GOBEARCATS.COM

## 2015 SCHEDULE/RESULTS (7-5)

DATE	OPPONENT	TIME (ET)	TV
Sept. 5	<b>ALABAMA A&amp;M</b>	W, 52-10	FS Ohio
Sept. 12	<b>TEMPLE *</b>	L, 34-26	ESPNNews
Sept. 19	at Miami (Ohio)	W, 37-33	ESPN3
Sept. 24	at Memphis *	L, 53-46	ESPN
Oct. 1	<b>MIAMI (FLA.)</b>	W, 34-23	ESPN
Oct. 16	at BYU	L, 38-24	ESPN
Oct. 24	<b>UCONN *</b>	W, 37-13	CBS SN
Oct. 31	<b>UCF *</b>	W, 52-7	ESPNNews
Nov. 7	at Houston *	L, 33-30	ESPN2
Nov. 14	<b>TULSA *</b>	W, 49-38	ESPNNews
Nov. 20	at USF *	L, 65-27	CBS SN
Nov. 28	at East Carolina *	W, 19-16	CBS SN
Dec. 24	vs. San Diego St. ^	8 p.m.	ESPN

All times Eastern. Home games in **BOLD CAPS** and played at Nippert Stadium. \* American Athletic Conference game. ^ - Hawai'i Bowl.

### TV: ESPN

- » **Play-by-Play** .....Adam Amin
- » **Analyst** .....Greg McElroy
- » **Sideline** .....Holly Rowe
- » Online: ESPN3.com
- » Mobile App: Watch ESPN

### RADIO: BEARCATS SPORTS NETWORK

- » **Play-by-Play** .....Dan Hoard
- » **Analyst** .....Jim Kelly Jr.
- » **Host/Engineer** .....Mo Egger
- » Local: 700 WLW AM
- » Online: Tunein.com | GoBEARCATS.com
- » Mobile Apps: iHeartRadio | Tuneln

### RADIO: ESPN RADIO (NATIONAL)

- » **Play-by-Play** .....Kevin Winter
- » **Analyst** .....Mike Golic Sr.
- » **Analyst** .....Mike Golic Jr.
- » Local: ESPN 1530 AM | Satellite: Sirius XM 84
- » Online: ESPNRadio.com
- » Mobile Apps: ESPN

### TWITTER: #BEARCATS | #HAWAIIIBOWL

- » **Official Accounts** .....@GoBears | @GoBearsFB

### LIVE STATS: HAWAIIIBOWL.STATBROADCAST.COM

### CINCINNATI SPORTS COMMUNICATIONS

**RYAN KOSLEN** ..... Assoc. AD/Football Contact  
Phone (O/C): .....513-556-5186/513-497-3132  
Email: .....Ryan.Koslen@uc.edu  
Twitter: .....@Koz\_UC

**MIKE SCHOLL** ..... Sr. Director/Secondary Contact  
Phone (O/C): .....513-556-0618/574-846-6248  
Email: .....Michael.Scholl@uc.edu  
Twitter: .....@MikeSchollUC

Web: .....GoBEARCATS.com  
Nippert Stadium Press Box: .....513-556-1010

## GAME 13 • 2015 HAWAII BOWL



### vs. SAN DIEGO ST.

Dec. 24, 2015 • 8 p.m. ET • ESPN • 700 WLW AM  
Honolulu, Hawai'i • Aloha Stadium



vs.



**Site** .....Hawaiian Airlines Field at Aloha Stadium (50,000)  
**Surface** .....UBU Speed Series S-5M  
**TV** .....ESPN/Watch ESPN App  
**Radio** .....700 WLW AM  
**Live Stats** .....GoBEARCATS.com  
**Twitter** .....@GoBears | @GoBearsFB  
**Series Record** .....Cincinnati leads 1-0  
**At Neutral Sites** .....First Meeting  
**Last Meeting** .....UC W, 52-23; 9/29/07

SAN DIEGO ST.	<b>Rankings (AP/Coaches)</b> .....rv/rv
	<b>2015 Record</b> .....10-3
	<b>Head Coach</b> .....Rocky Long
	<b>Record at SDSU (Yrs.)</b> .....42-23 (5th)
CINCINNATI	<b>Rankings (AP/Coaches)</b> .....na/na
	<b>2015 Record</b> .....7-5
	<b>Head Coach</b> .....Tommy Tuberville
	<b>Record at UC (Yrs.)</b> .....25-13 (3rd)

### FOOTBALL PREPS FOR 2015 HAWAII BOWL

- » The University of Cincinnati football team finishes off 2015 with a postseason matchup against San Diego State in the 2015 Hawai'i Bowl. The game will kick off at 8 p.m. ET on Christmas Eve and air on ESPN and 700 WLW AM. The Aztecs, winners of nine-straight games and Mountain West Conference Champions, feature a run-first offense and a stout aggressive defense.

### THE SERIES

- » The Hawai'i Bowl marks the second all-time meeting between the two schools and first at a neutral site. UC holds a 1-0 advantage in the series after a 52-23 win in San Diego on Sept. 29, 2007.

### THE COACHES

- » **TOMMY TUBERVILLE**, a 19-year head coaching veteran, is in his third year at Cincinnati. Widely regarded as one of the top coaches and recruiters in the collegiate game, Tuberville holds a 155-90 career record with head coaching stops at Texas Tech, Auburn and Ole Miss. He is 25-13 at UC and has led the Bearcats to a 2014 American Athletic Conference Championship and berths in the Belk Bowl (2013), Military Bowl (2014) and Hawai'i Bowl (2015). Tuberville has a 7-5 record in bowl games.
- » **ROCKY LONG** is in his fifth season leading San Diego State's program, his seventh overall with the Aztecs and his 16th season as a head coach. He's 41-23 at SDSU and 106-92 overall as a head coach. He is the Mountain West Conference's all-time winningest coach and has guided the Aztecs to five straight bowl games. Prior to his stint with the Aztecs, he spent 11 seasons as the head coach at New Mexico (1998-2008).

### // STREAKS, STORYLINES, SIDEBARS ...

- » The University of Cincinnati football team plays its 128th season in 2015. The program dates to 1885 and is one of the 10 oldest in major college football.
- » UC has won a league title in five of the last eight seasons and will play in a bowl game for a school-record fifth straight year and the ninth time in 10 years.
- » The Bearcats' 89 wins over the last nine years are the most among current American Athletic Conference teams.
- » UC's .704 winning percentage since 2007 ranks among the Top-16 teams in the NCAA FBS.
- » Cincinnati has won at least nine games seven times in the last nine years and the Bearcats won their last seven regular-season games to close the 2014 season before falling to Virginia Tech in the Military Bowl.
- » The Bearcats returned to Nippert Stadium in 2015 after a 20 month, \$86-million renovation and drew 222,578 fans in the first year back at Nippert Stadium, a single-season record average of 37,096.
- » The Oct. 24, 2015 attendance of 40,124 was the largest in Nippert Stadium history. The previous stadium record was 40,101 set on Oct. 1 against Miami (Fla.).
- » UC has won 28 straight home non-conference games at Nippert Stadium, dating back to a 30-24 win over Temple in three overtimes on Sept. 20, 2003.
- » HC Tommy Tuberville is No. 53 on the all-time major college football coaches victory list, with 155. Next on the list are Barry Switzer & Pappy Waldorf, tied for No. 51 with 157 wins, according to Sports-Reference.com.
- » QB Gunner Kiel will not make the trip to the Hawai'i Bowl. The junior signal caller is away from the team dealing with a personal issue.
- » QB Hayden Moore will make his third career start in the bowl game. He started at BYU and vs. Miami (Fla.).
- » Eight UC student-athletes earned all-conference honors, including first-team selection OT Parker Ehinger.
- » DE Silverberry Mouhon and WR Shaq Washington shared the Claude Rost MVP Award for the 2015 season.
- » Twenty-one UC student-athletes will play in the bowl game having earned their bachelor's degree. CB Adrian Witty, recovering from a broken ankle, earned his master's degree at December's commencement.
- » Three seniors have already accepted postseason all-star game invites, including WR Chris Moore (Senior Bowl), Ehinger (East-West Shrine Game) and WR Mekale McKay (NFLPA).
- » UC's offense ranked No. 5 in the nation averaging 559.4 yards per game. The Bearcats are No. 2 in the FBS in both first downs (355) and 3rd down conversions (.516).

GET CONNECTED:



GoBEARCATS.com  
UCBearsFB.com



@GoBEARCATS  
@GoBearsFB | @TTuberville



UniversityofCincinnatiBears

SPORTS COMMUNICATIONS

The University of Cincinnati Sports Communications Office is ready to assist you in every way possible to make the experience of covering UC Athletics productive and rewarding. For this reason, we have developed policies and procedures which will require cooperation on the part of the media. Not complying with these policies will result in the refusal of credentials/access.

**Richard E. Lindner Center • Suite 860**  
**2751 O'Varsity Way • Cincinnati, OH 45221-0021**

SID Phone.....513-556-5191  
Fax.....513-556-0619  
Press Box Phone .....513-556-1010  
Website (University).....GoBEARCATS.com  
Website (Football Specific).....UCBearsFB.com  
Twitter.....@GoBEARCATS | @GoBearsFB  
Facebook.....Facebook.com/GoBears

COMMUNICATIONS

Ryan Koslen.....Associate AD/Football Contact  
513-497-3132.....Ryan.Koslen@uc.edu  
Michael Scholl....Sr. Director/No. 2 FB Contact/Credentials  
513-556-0618.....Michael.Scholl@uc.edu  
  
Andre Foushee.....Assistant AD  
513-556-5182.....Andre.Foushee@uc.edu  
Katie Botsis.....Director  
513-556-5191.....Katie.Botsis@uc.edu  
Alex Lange.....Assistant Director  
513-556-5145.....Alex.Lange@uc.edu  
Drew Weber.....Assistant Director  
TBA.....Andrew.Weber@uc.edu  
Megan Coffey.....Video Contact  
513-556-5004.....Megan.Coffey@uc.edu

#BEARCATS

When tweeting and engaging others on social media networks about UC or the Bearcats, please use #Bears.

ON THE WEB

Information on the University of Cincinnati football team is available at [www.GoBEARCATS.com](http://www.GoBEARCATS.com). To receive the UC updates via email, please send a request to Ryan Koslen ([ryan.koslen@uc.edu](mailto:ryan.koslen@uc.edu)). Information on the American Athletic Conference and all member institutions is available through the league's web site at [www.TheAmerican.org](http://www.TheAmerican.org).

HAWAII BOWL EVENTS & MEDIA AVAILABILITY

SATURDAY, DEC. 19

Event: Cincinnati practice  
Time: 2:30 p.m. – 3:30 p.m.  
Location: Aloha Stadium

*(First 20 minutes of practice open to the media for video; interviews after practice)*

SUNDAY, DEC. 20

Event: Cincinnati practice  
Time: 9:40 am – 11:00 am Location: Aloha Stadium

*(First 20 minutes of practice open to the media for video; interviews after practice)*

Event: Royal Hawaiian Lū'au  
Time: 6:00 p.m.

Location: Royal Hawaiian Hotel  
*(Photos/Video opportunity ONLY)*

MONDAY, DEC. 21

Event: Kickoff Press Conference  
Time: 8:30 am – 9:00 am  
Location: Royal Hawaiian Hotel lawn  
*(SDSU Representatives: Head coach Rocky Long, QB Maxwell Smith, DT Christian Heyward OR DE Dakota Turner)*  
*(UC Representatives: Head coach Tommy Tuberville, WR Shaq Washington, S Zach Edwards)*

Event: Cincinnati practice  
Time: 9:40 am – 11:00 am  
Location: Aloha Stadium

*(First 20 minutes of practice open to the media for video; interviews after practice)*

Event: Paradise Beverage Beach Party Barbeque  
Time: 6:00 p.m.

Location: Moana Surfrider – Diamond Lawn

TUESDAY, DEC. 22

Event: Cincinnati practice  
Time: 10:30 am – 12:15 p.m.  
Location: Aloha Stadium  
*(Only stretching open to the media for video; interviews after practice)*

Event: Kick-off Banquet  
Time: 6:00 p.m.  
Location: Sheraton Waikiki Grand Ballroom

WEDNESDAY, DEC. 23

Event: Charity Hospital Visit (Cincinnati)  
Time: 1:30 – 2:30 p.m.  
Location: Kapi'olani Hospital  
*(Contact: Katie Gallo 808-535-7222 or Kristen Bonilla 808-535-7982)*

CREDENTIAL PICK UP

- » Credentials will be available for pick up at the Official Kick-off Press Conference Monday, Dec. 21 and at University of Hawaii Sports Media Relations Office beginning Friday, Dec. 18.
- » Office hours are weekdays, 8:00 am – 5:00 p.m.

HAWAII BOWL HISTORY

- » **2002:** Tulane 36, Hawaii 28
- » **2003:** Hawaii 54, Houston 48 (3 OT)
- » **2004:** Hawaii 59, UAB 40
- » **2005:** Nevada 49, Central Florida 48 (OT)
- » **2006:** Hawaii 41, Arizona State 24
- » **2007:** East Carolina 41, Boise State 38
- » **2008:** Notre Dame 49, Hawaii 21
- » **2009:** SMU 45, Nevada 10
- » **2010:** Tulsa 62, Hawaii 35
- » **2011:** Southern Miss 24, Nevada 17
- » **2012:** SMU 43, Fresno State 10
- » **2013:** Oregon State 38, Boise State 23
- » **2014:** Rice 30, Fresno State 6

POSTGAME INTERVIEWS

- » The UC locker room will remain closed following all football games. Media should request players through UC Sports Communications personnel.
- » Coach Tuberville and players will address the media in the designated interview area following the game.



2015 HAWAII BOWL

**DEC. 24, 2015 • 8 P.M. ET**  
**ESPN • ESPN RADIO • 700 WLW AM**  
**HAWAIIAN AIRLINES FIELD**  
**AT ALOHA STADIUM**  
**HONOLULU, HAWAII**

Hawaii Bowl Media Contact

Derek Inouchi  
Director of Media Relations  
1337 Lower Campus Rd.  
Honolulu, HI 96822  
(808) 954-0234  
[inouchi@hawaii.edu](mailto:inouchi@hawaii.edu)  
[thehawaiibowl.com](http://thehawaiibowl.com)

Travel Plans

Cincinnati's official travel party will depart for the Hawaii Bowl on Saturday, Dec. 19, and return to the Tri-State Area immediately following the game on Friday, Dec. 25, via charter.

Cincinnati Practice Facility

Hawaiian Airlines Field at Aloha Stadium  
99-500 Salt Lake Blvd.  
Honolulu, HI 96818

Cincinnati Team Hotel

Moana Surfrider, A Westin Resort  
2365 Kalakaua Ave.  
Honolulu, HI 96815  
(808) 922-3111

Media Headquarters

Sheraton Waikiki  
2255 Kalakaua Ave.  
Honolulu, HI 96815  
(808) 922-4422

Cincinnati Sports Communications Staff

University of Cincinnati Sports Communication staff members in attendance at the 2015 Hawaii Bowl includes Associate AD Ryan Koslen and Senior Director Michael Scholl. A communications staff member will be in attendance at practice each day and at media functions.

Bowl Central

[www.GoBEARCATS.com/bowl15](http://www.GoBEARCATS.com/bowl15)

**collegepressbox.com**  
SINCE 2005 EVERYTHING BUT THE PRE-GAME MEAL

collegepressbox.com is the official media website for American Athletic Conference football. Access and download weekly game notes, quotes, statistics, media guides, headshots, logos and more for the conference and each of its member schools. Login information will be distributed to accredited media or you can apply for a password by sending an e-mail to [password@collegepressbox.com](mailto:password@collegepressbox.com).

**gobearcats.com**





Overlooking the turquoise waters of Pearl Harbor lies the home of the University of Hawai'i's football team, Hawaiian Airlines Field at Aloha Stadium. The 50,000-seat facility has been home to the state of Hawai'i's only Division I football team for the past 40 years.

UH made its stadium debut on Sept. 13, 1975, against Texas A&I. Three seasons later, Hawai'i played in front of its first sold-out crowd but lost the 1978 season-finale to USC, 21-5.

Through the 1980s, fans swarmed to Aloha Stadium as the Rainbow Warriors consistently averaged more than 40,000 spectators per game.

#### QUICK FACTS

- » Officially opened on Sept. 12, 1975
- » First football game played between University of Hawai'i and Texas A&I on Sept. 13, 1975.
- » Attendance: 32,247
- » Ownership: State of Hawai'i
- » Management: Stadium Authority, Department of Accounting and General Services
- » Capacity: 50,000 (424 wheelchair seats on the lower concourse level)
- » Size: 104 acres
- » Location: 12 miles (20 minutes) from Waikiki, 2 miles from the Honolulu International Airport
- » Parking: 8,000 stalls
- » Main playing surface: UBU Speed Series S5-M
- » The scoreboard is 154 feet long. The Jumbo-Tron is 19' x 26'.
- » Sitting in the highest seat in the stadium is as high as a 10-story building.

Nearly a half-million fans walked through the turnstiles in 1989, not including a sellout crowd in UH's first postseason bowl game, a 33-13 loss to Michigan State in the Jeep Eagle Aloha Bowl.

The 1992 season, in which the Warriors claimed its first Western Athletic Conference Championship, was witnessed by an average of 44,432 fans per game. In 1999, Aloha Stadium became the venue for June Jones as he took over the helm of the Warrior football team and sparked the best turnaround in NCAA football history. The Warriors went on to appear in five Aloha Stadium bowl games under Jones and two more times under head coach Greg McMackin.

#### HAWAII'S SHOWCASE

For more than 20 years, Aloha Stadium hosted the annual Aloha Bowl on Christmas Day. The O'ahu Bowl was added in 1998 and created the nation's first bowl doubleheader. Despite both bowls being moved away, Aloha Stadium now plays host to the annual Hawai'i Bowl, which is slated for Dec. 24 this year.

The Pro Bowl, which features the top athletes from the NFL, was held the first week of February from 1980-2009, and resumed at Aloha Stadium in 2011, drawing thousands of fans to the 50th state.

In addition, many big-name musicians have graced the Aloha Stadium stage in its 40-year history. Frank Sinatra, Michael Jackson, Janet Jackson, the Rolling Stones, the Eagles, Van Halen, Gloria Estefan, Mariah Carey, Whitney Houston, the Backstreet Boys, Celine Dion and U2 have all rocked the complex.

High schools also take advantage of the state's largest outdoor facility. The state's football, baseball and soccer championships have been held on Aloha Stadium's turf many times throughout the years. Many high schools even hold their commencement ceremonies there.

#### THE STADIUM

Prior to the 2011 season, the stadium installed UBU Speed Series S5-M turf, considered the newest generation of synthetic turf.


Four spacious locker rooms, fitted with 100 lockers, are available for each team. Additionally, there are lounges, training rooms and team meeting rooms. Decorating the stadium's loge section are two press boxes that seat nearly 200 members of the media, stadium officials and VIPs.

In addition to traditional stadium refreshments, Aloha Stadium features an array of worldwide dishes to satisfy every taste bud. This includes Hawaiian, Mexican, Italian, Cajun, Japanese, Greek, Chinese, American and other cuisines at concession stands throughout the facility. Aloha Stadium also provides first-aid, lost and found, security and disability parking and seating. The box office is open weekdays from 9 a.m. to 5 p.m.

A new LCD screen on the North scoreboard debuted in 2010, doubling the width of the old screen. Current ongoing construction projects include seat replacement, roof replacement, waterproofing and resurfacing, and reinforcement of the exterior beams.



## BEARCATS FOOTBALL HISTORY



The University of Cincinnati football team, under the direction of 19-year veteran head coach Tommy Tuberville, will play its 128th season of football in 2015.

The Bearcats program dates to 1885 and ranks as one of the 10 oldest in major college football and following a 9-4 campaign in 2014, holds an all-time mark of 589-564-51.

UC has won a conference championship in five of the last seven seasons and played in a bowl game in eight of the last nine years. The Bearcats have won 83 games over the last eight years, the most among the current American Athletic Conference.

In 2010, UC reached as high as No. 3 in all three major polls (Associated Press, USA Today, Bowl Championship Series).

UC's football program is one of the nation's oldest — only Rutgers (1869), Michigan (1879), Navy (1880), and Minnesota (1883), among NCAA Football Bowl Subdivision institutions, predate Cincinnati, which began the sport in 1885.

UC has been involved in several historic college football milestones starting with Dec. 8, 1888. That day, the Bearcats and Miami (Ohio) University engaged in the first college football game played in the state of Ohio, launching a rivalry that is tied for the oldest in the game among major universities — North Carolina vs. Wake Forest began playing that same year. The Battle for the Victory Bell is the fifth-most played rivalry series in college football.

A few years later in 1897, UC received an invitation to visit New Orleans to play a football game as a reward for a successful season. The game was a precursor to the current postseason football bowl games.

In the 1930s, a UC football player wore a device with his helmet to protect his broken nose. The device was a forerunner of the now standard face mask. The first soccer-style place kick was also attempted by a Bearcat, Hank Hartong, in the early 1960s.

Coaching luminaries have patrolled the sidelines at Cincinnati. College Football Hall of Fame coach Frank Cavanaugh began his 24-season career at UC. Sid Gillman, a member of the College and NFL Halls of Fame, was the architect of one of the top eras of Cincinnati football history. He directed the Bearcats to three conference titles and a pair of bowl game appearances during his six seasons (1949-54) before leaving for the professional ranks. Cincinnati, with Gillman developing the passing offenses which would make him successful in the pro ranks, became known for its aerial attack in the early 1950s. That notoriety continued long after his departure.

In 1968, the Bearcats were the nation's top passing team with quarterback Greg Cook leading the NCAA in total offense, while receiver/kicker Jim O'Brien captured the national scoring title. A year later, Cook earned Rookie of the Year honors as a Cincinnati Bengal, and two years later, O'Brien kicked the game-winning field goal for the Baltimore Colts in Super Bowl V.

With more than 100 players advancing into the professional ranks and nine earning Super Bowl wins, 41 earning all-America honors, and 11 garnering academic all-America recognition, Cincinnati football has clearly made an important impact on college football with its long history of accomplishments.

**>> BOWL-CATS** Cincinnati has been to 12 bowl games over the last 15 seasons and 16 in the program's 127 seasons. UC played in the first Bowl Championship Series game in school history, taking on Virginia Tech in the 75th FedEx Orange Bowl on Jan. 1, 2009.

**>> ALL-AMERICA TRADITION** Forty-one Bearcats have earned All-America recognition. Mike Woods garnered first-team honors in 1977, earning him an appearance on Bob Hope's television special. Punter Kevin Huber became the first two-time First-Team Associated Press all-American in UC history when he earned the honor in 2007 and 2008.

**>> "THE TOE"** Jonathan Ruffin received the Lou Groza Award as the nation's top kicker in 2000 after booting a record 26 field goals. He was presented the award by ESPN's Chris Fowler. Ruffin was also a consensus all-American that year.

**>> TROPHY GAMES** The Bearcats are involved in three trophy games. Cincinnati's annual clash with the Miami RedHawks is tied for the third-most-played series in college football history and the second-longest active rivalry in the FBS. The winner of the yearly fall battle claims the Victory Bell. The winner of the UC-Louisville contest takes home the Keg of Nails, while the winner of the UC-Pittsburgh game stakes claim to the River City Rivalry Trophy. UC currently holds two of the three trophies.

**>> UPSET CATS** UC football has been dangerous to top teams over the years, knocking off the likes of No. 8 Wisconsin, 17-12, at home in 1999, going to defending national champion Penn State in 1983 and upending the Nittany Lions, 14-3, and dominating Virginia Tech, 16-0, in 1995 while allowing just 41 yards of offense. However, possibly the biggest upset in UC history came in 2006 as the Bearcats beat its highest-ranked opponent in Nippert Stadium history, blowing away then-No. 7 Rutgers, 30-11.

**>> CHAMPIONSHIP FOOTBALL** With an 82-34 record since the 2007 season, the Bearcats have become relevant on the national stage once again. In 2008, UC claimed the BIG EAST Conference title, the school's first outright conference crown since 1946. The Bearcats climbed as high as No. 12 in the Associated Press, and USA Today Top 25 polls on the way to a school-record 11 wins. In 2009, UC set a school-record with 12 wins, finished No. 3 in the final Bowl Championship Series rankings, won its second-straight BIG EAST crown, and played in the Allstate Sugar Bowl. The Sugar Bowl appearance closed out the school's first-ever string of four straight bowl appearances. In 2011, UC won its third BIG EAST crown in four years and finished ranked in both the final Associated Press and USA Today Coaches polls. In 2012, UC became the only FBS AQ school in the country to win its fourth conference title over the past five years. The Bearcats played in the Belk Bowl in 2012 and 2013 and the Military Bowl in 2014, marking bowl appearances in eight of the past nine seasons.



Cincinnati's proud football history includes a number of firsts, possibly including the first postseason bowl game.

The NCAA Official Football Records recognizes the Rose Bowl, which was started in 1902, as being the first collegiate bowl game. A manuscript written by former UC athletic director Bill Schwarberg points to a bowl appearance by Cincinnati that pre-dates the Rose Bowl by five years.

Schwarberg, who played for the Bearcats from 1933-36 and served as interim Director of Athletics in 1976, cited a record in the University's McMicken Review. It indicated that following the 1897 season, Cincinnati became the first institution from Ohio to make a trip south to play in a postseason game.

Cincinnati posted a 7-1-1 record that year, which included a 34-0 win over Ohio State. The lone team to beat UC was the powerful Carlisle Indians.

Shortly after Thanksgiving, management of the Cincinnati team received an invitation from the Southern Athletic Club to play a game in New Orleans on New Year's Day. A travel party of 14, which included the substitutes and the coach and manager, departed for New Orleans on Dec. 30 where they were hosted by the Southern Athletic Club. Accounts of the game have UC winning with ease by a score of 16-0.

At a victory party that evening, players from Louisiana State challenged the Bearcats to a game the next day in Baton Rouge. UC accepted the challenge and overwhelmed the LSU team, 28-0. Accounts of the trip describe lavish entertainment provided during the trip.

If this was indeed UC's first bowl game, it was 49 years before the Bearcats again experienced postseason play.

The post-World War II influx of veterans into colleges rejuvenated college athletics, and with that came a surge of new bowls. Cincinnati capped a successful 1946 season with a trip to the Sun Bowl in El Paso, Texas. There, the Bearcats defeated Virginia Tech, 18-6.

UC made appearances in the Glass Bowl in Toledo in 1949 and returned to the Sun Bowl at the end of the 1950 campaign.

Cincinnati then went 47 years without a bowl appearance. That drought was broken when the Bearcats played in the inaugural Humanitarian Bowl in Boise, Idaho in 1997.

With Conference USA developing alliances with five bowls, the Bearcats made three straight bowl appearances in 2000, 2001 and 2002--the first two in the Motor City Bowl in Detroit and the third in the New Orleans Bowl.

In 2004, UC was selected to represent Conference USA in the PlainsCapital Fort Worth Bowl, the Bearcats' fourth bowl appearance in the past five years. UC defeated Marshall, 32-14, in that contest.

After the 2006 season, Cincinnati earned its first BIG EAST Conference bowl appearance after knocking off Connecticut in the season finale. In unusual circumstances following Mark Dantonio and his staff's departure to Michigan State before the bowl game, UC hired Brian Kelly from Central Michigan who came in and in just 34 days prepared UC and defeated Western Michigan University, 27-24, in the inaugural International Bowl in Toronto, Ontario.

Following a 9-3 regular season in 2007, the Bearcats earned victory number 10 in the Papajohns.com Bowl with a 31-21 win against former Conference USA foe Southern Mississippi.

UC made history again in 2008, following a school-record 11 wins in the regular season and the programs' first BIG EAST Championship. The Bearcats earned their first ever trip to a Bowl Championship Series Game, taking on Virginia Tech in the 75th FedEx Orange Bowl.

The Bearcats followed up their 2008 successes by winning their second-straight BIG EAST Championship in 2009 after a perfect 12-0 regular season. Climbing to No. 3 in the final Bowl Championship Series rankings, UC earned a spot in the 2010 Allstate Sugar Bowl against the Florida Gators, coached by UC alum Urban Meyer.

UC has an 8-8 all-time bowl record and has played in the postseason in five of the past six seasons, including back-to-back victories in the Liberty (2011) and Belk (2012) bowls.

#### UC BOWLS GAME-BY-GAME

BOWL	LOCATION	DATE	OPPONENT	RESULT
Sun Bowl	El Paso, Texas	Jan. 1, 1947	Virginia Tech	W, 18-6
Glass Bowl	Toledo, Ohio	Dec. 3, 1949	Toledo	W, 33-13
Sun Bowl	El Paso, Texas	Jan. 1, 1951	West Texas A&M	L, 14-13
Humanitarian Bowl	Boise, Idaho	Dec. 29, 1997	Utah State	W, 35-19
Motor City Bowl	Pontiac, Mich.	Dec. 27, 2000	Marshall	L, 25-14
Motor City Bowl	Pontiac, Mich.	Dec. 29, 2001	Toledo	L, 23-16
New Orleans Bowl	New Orleans, La.	Dec. 17, 2002	North Texas	L, 24-19
PlainsCapital Fort Worth Bowl	Fort Worth, Texas	Dec. 23, 2004	Marshall	W, 32-14
International Bowl	Toronto, Ontario	Jan. 6, 2007	Western Michigan	W, 27-24
Papajohns.com Bowl	Birmingham, Ala.	Dec. 22, 2007	Southern Mississippi	W, 31-21
FedEx Orange Bowl	Miami, Fla.	Jan. 1, 2009	Virginia Tech	L, 20-7
Allstate Sugar Bowl	New Orleans, La.	Jan. 1, 2010	Florida	L, 51-24
Autozone Liberty Bowl	Memphis, Tenn.	Dec. 31, 2011	Vanderbilt	W, 31-24
Belk Bowl	Charlotte, N.C.	Dec. 27, 2012	Duke	W, 48-34
Belk Bowl	Charlotte, N.C.	Dec. 29, 2013	North Carolina	L, 39-17
Military Bowl	Annapolis, Md.	Dec. 27, 2014	Virginia Tech	L, 33-17

**ALL-TIME BOWL RECORD 8-7**





# 2015 UNIVERSITY OF CINCINNATI FOOTBALL

## MATCHING UP

### CINCINNATI QUICK FACTS

**Location:** Cincinnati, Ohio  
**Founded:** 1819  
**Nickname:** Bearcats  
**Colors:** Red & Black  
**Conference:** American Athletic  
**Enrollment:** 44,096  
**Stadium:** Nippert Stadium (40,000)  
**President:** Dr. Santa Jeremy Ono, PhD  
**Director of Athletics:** Mike Bohn  
**Football SID:** Ryan Koslen (513-497-3132/Ryan.Koslen@uc.edu)  
**Website:** GoBEARCATS.com

### FOOTBALL INFORMATION

**Offensive Formation:** Multiple  
**Defensive Formations:** Multiple  
**Overall Record:** 7-5  
**Conference Record:** 4-4 (t-3rd/American East)  
**Ranking (AP/Coaches):** na/na

### COACHING STAFF

Name (Alma Mater, Year)	Title
Tommy Tuberville (Southern Arkansas '76)	Head Coach
Robert Prunty (Alabama A&M '88)	Associate Head Coach/Co-DC/DE
Eddie Gran (Cal Lutheran '87)	Offensive Coordinator/RB
Steven Clinkscale (Ashland '00)	Defensive Coordinator/DB
Ty Linder (Texas Tech '08)	Special Teams Coordinator
Darin Hinshaw (UCF '93)	Passing Game Coordinator/QB
Darren Hiller (West Texas A&M '94)	Offensive Line
Kenny Ingram (Arkansas State '99)	Defensive Tackles
Jeff Koonz (Auburn, '04)	Linebackers
Blake Rolan (Louisville '05)	Wide Receivers

### 2015 RESULTS

Date	Opponent	Score
Sept. 5	ALABAMA A&M	W, 52-10
Sept. 12	TEMPLE *	L, 34-26
Sept. 19	at Miami (Ohio)	W, 37-33
Sept. 24	at Memphis *	L, 53-46
Oct. 1	MIAMI (FLA.)	W, 34-23
Oct. 16	at BYU	L, 38-24
Oct. 24	UCONN *	W, 37-13
Oct. 31	UCF *	W, 52-7
Nov. 7	at Houston *	L, 33-30
Nov. 14	TULSA *	W, 49-38
Nov. 20	at USF *	L, 65-27
Nov. 28	at East Carolina *	W, 19-16
Dec. 24	vs. San Diego State ^ (Honolulu, Hawai'i)	8 p.m.

\* - American Athletic Conference Game; ^ - Hawai'i Bowl

### STATISTICAL LEADERS

RUSHING	GP	ATT	GAIN	LOSS	NET	AVG	TD	LONG	AVG/G
Hosey Williams	12	129	735	10	725	5.6	4	84	60.4
Mike Boone	10	96	722	5	717	7.5	8	74	71.7

PASSING	G	EFFIC	CMP-ATT-INT	PCT	YDS	TD	LNG	AVG/G
Gunner Kiel	10	151.89	206-316-11	65.2	2777	19	88	277.7

RECEIVING	G	NO.	YDS	AVG	TD	LONG	AVG/G
Shaq Washington	12	88	971	11.0	6	46	80.9
Max Morrison	12	45	533	11.8	3	40	44.4

DEFENSE	G	U	A	TT	TFL	INT.	PBU
Eric Wilson	12	48	55	103	3.5	0	2
Zach Edwards	12	57	30	87	3.5	3	8

### SAN DIEGO STATE QUICK FACTS

**Location:** San Diego, Calif.  
**Founded:** 1897  
**Nickname:** Aztecs  
**Colors:** Scarlet (PMS 185) & Black  
**Conference:** Mountain West  
**Enrollment:** 33,726  
**Stadium:** Qualcomm Stadium (54,000)  
**President:** Dr. Elliot Hirshman  
**Director of Athletics:** Jim Sterk  
**Football SID:** Mike May (619-957-8372/mmayer@mail.sdsu.edu)  
**Website:** GoAztecs.com

### FOOTBALL INFORMATION

**Offensive Formation:** Pro Style  
**Defensive Formations:** 3-3-5  
**Overall Record:** 10-3  
**Conference Record:** 8-0 (1st/Mountain West-West)  
**Ranking (AP/Coaches):** rv/rv

### COACHING STAFF

Name (Alma Mater, Year)	Title
Rocky Long (New Mexico '74)	Head Coach/DC
Jeff Horton (Nevada '81)	Associate Head Coach/OC/RB
Zach Arnett (New Mexico '09)	Linebackers
Hunkie Cooper (UNLV '91)	Wide Receivers
Danny Gonzales (New Mexico '98)	Safeties
Bobby Hauck (Montana '88)	Special Teams Coordinator
Osia Lewis (Oregon State '86)	Defensive Line
Blane Morgan (Air Force '99)	Quarterbacks
Mike Schmidt (San Diego State '09)	Offensive Line
Tony White (UCLA '02)	Cornerbacks

### 2015 RESULTS

Date	Opponent	Score
Sept. 5	SAN DIEGO	W, 37-3
Sept. 12	at California	L, 35-7
Sept. 19	SOUTH ALABAMA	L, 34-27 (OT)
Sept. 26	at Penn State	L, 37-21
Oct. 3	FRESNO STATE *	W, 21-7
Oct. 10	at Hawai'i *	W, 28-14
Oct. 17	at San Jose State *	W, 30-7
Oct. 23	UTAH STATE *	W, 48-14
Oct. 31	at Colorado State *	W, 41-17
Nov. 14	WYOMING *	W, 38-3
Nov. 21	at UNLV *	W, 52-14
Nov. 28	NEVADA *	W, 31-14
Dec. 5	AIR FORCE #	W, 27-24
Dec. 24	vs. Cincinnati ^ (Honolulu, Hawai'i)	8 p.m.

\* - Mountain West Conference Game; # - MWC Championship Game; ^ - Hawai'i Bowl

### STATISTICAL LEADERS

RUSHING	GP	ATT	GAIN	LOSS	NET	AVG	TD	LONG	AVG/G
Donnel Pumphrey	13	284	1633	79	1554	5.5	16	72	119.5
Chase Price	13	177	960	20	940	5.3	6	56	72.3

PASSING	G	EFFIC	CMP-ATT-INT	PCT	YDS	TD	LNG	AVG/G
Maxwell Smith	12	138.7	110-200-2	55.0	1529	13	58	127.4

RECEIVING	G	NO.	YDS	AVG	TD	LONG	AVG/G
Donnel Pumphrey	13	27	397	14.7	3	40	30.5
Mikah Holder	13	23	425	18.5	5	48	32.7

DEFENSE	G	U	A	TT	TFL	INT.	PBU
Calvin Munson	13	41	51	92	14.5	2	2
Jake Fely	12	38	39	77	8.5	0	1

# 2015 UNIVERSITY OF CINCINNATI FOOTBALL

## // LAST MEETING

SEPT. 29, 2007 | SAN DIEGO, CALIF.

	<b>CINCINNATI</b>	<b>52</b>
	<b>SAN DIEGO STATE</b>	<b>23</b>

Score By Quarters	1	2	3	4	Score
Cincinnati	7	28	7	10	52
San Diego State	3	7	0	13	23

## SCORING PLAYS

<b>1st</b>	<b>05:55</b>	<b>UC</b>	<b>Glatthaar 1 yd run (Rogers kick)</b> 14-69 5:40, UC 7 - SDSU 0
	<b>02:25</b>	<b>SDSU</b>	<b>Palmer 33 yd field goal</b> 5-25 1:12, UC 7 - SDSU 3
<b>2nd</b>	<b>14:57</b>	<b>UC</b>	<b>Goodman 11 yd pass from Mauk (Rogers kick)</b> 7-71 2:28, UC 14 - SDSU 3
	<b>07:24</b>	<b>UC</b>	<b>Barnett 4 yd pass from Mauk (Rogers kick)</b> 11-80 5:19, UC 21 - SDSU 3
	<b>04:59</b>	<b>UC</b>	<b>Barnett 80 yd pass from Mauk (Rogers kick)</b> 2-80 0:14, UC 28 - SDSU 3
	<b>02:19</b>	<b>SDSU</b>	<b>Hamilton 7 yd pass from O'Connell (Palmer kick)</b> 7-50 2:40, UC 28 - SDSU 10
	<b>00:38</b>	<b>UC</b>	<b>Goodman 11 yd pass from Mauk (Rogers kick)</b> 9-70 1:41, UC 35 - SDSU 10
<b>3rd</b>	<b>12:47</b>	<b>UC</b>	<b>Moore 21 yd run (Rogers kick)</b> 6-61 2:13, UC 42 - SDSU 17
<b>4th</b>	<b>14:41</b>	<b>SDSU</b>	<b>Holmes 35 yd interception return (Palmer kick)</b> UC 42 - SDSU 17
	<b>06:28</b>	<b>UC</b>	<b>Rogers 30 yd field goal</b> 14-52 8:13, UC 45 - SDSU 17
	<b>04:45</b>	<b>UC</b>	<b>Webster 58 yd interception return (Rogers kick)</b> UC 52 - SDSU 17
	<b>01:12</b>	<b>SDSU</b>	<b>Umuolo 43 yd pass from Sokoloski (Palmer kick failed)</b> 6-79 3:33, UC 52 - SDSU 23

	<b>UC</b>	<b>SDSU</b>
FIRST DOWNS	30	16
RUSHES-YARDS (NET)	50-263	24-65
PASSING YDS (NET)	284	312
Passes Att-Comp-Int	32-21-3	33-24-1
TOTAL OFFENSE PLAYS-YARDS	82-547	57-377
Fumble Returns-Yards	0-0	0-0
Punt Returns-Yards	3-18	0-0
Kickoff Returns-Yards	5-116	9-160
Interception Returns-Yards	1-58	3-53
Punts (Number-Avg)	1-52.0	5-43.4
Fumbles-Lost	2-0	1-1
Penalties-Yards	10-78	6-62
Possession Time	34:55	25:05
Third-Down Conversions	9 of 15	4 of 12
Fourth-Down Conversions	2 of 2	0 of 0
Red-Zone Scores-Chances	5-5	2-3
Sacks By: Number-Yards	2-19	0-0

**RUSHING:** Cincinnati-MOORE, Greg 12-84; BENTON, Butler 11-72; RAMSEY, Jacob 9-39; MAUK, Ben 3-36; GLATTHAAR, B. 10-22; PIKE, Tony 4-8; BARNETT, Marcus 1-2. San Diego State-HENDERSON, Atiy 3-23; SOKOLOSKI, Kels 3-22; BORNES, Brandon 9-19; SULLIVAN, Brand 4-9; O'CONNELL, Kevi 5-minus 8.

**PASSING:** Cincinnati-MAUK, Ben 17-23-1-257; PIKE, Tony 4-9-2-27. San Diego State-O'CONNELL, Kevi 20-27-0-253; SOKOLOSKI, Kels 4-6-1-59.

**RECEIVING:** Cincinnati-GOODMAN, D. 7-101; GILYARD, Mardy 4-43; BARNETT, Marcus 3-88; JONES, Doug 2-13; HOWARD, Charley 1-14; BENTON, Butler 1-12; GLATTHAAR, B. 1-6; GIDDENS, Antwan 1-5; DANIELS, Mike 1-2. San Diego State-MOUGEY, Darren 8-90; BORNES, BRANDON 5-30; SWAIN, BRETT 3-58; HENDERSON, ATIY 2-65; UMUOLO, ALSTON 2-47; HAMILTON, LYNEL 1-7; SHAW, JUSTIN 1-7; SULLIVAN, BRAND 1-5; SCHMIDT, STEVE 1-3.

## // STREAKS, STORYLINES, SIDEBARS

- » The University of Cincinnati football team played its 128th season in 2015. The Bearcats' program dates to 1885 and is one of the 10 oldest in major college football.
- » UC has won a league title in 5 of the last 8 seasons and will play in a bowl game for the 9th time in 10 years.
- » The Bearcats have won 90 games over the last 9 years, tops among the current American Athletic Conference.
- » UC's .707 winning percentage since 2007 ranks among the Top 16 teams in the NCAA FBS.
- » Cincinnati has won at least nine games seven times in the last nine years and the Bearcats won their last seven regular-season games to close the 2014 season before falling to Virginia Tech in the Military Bowl.
- » The Bearcats returned to Nippert Stadium in 2015 after the venerable stadium underwent an \$86-million renovation. UC played its 2014 home games at Paul Brown Stadium.

## // SERIES BUSINESS - SAN DIEGO STATE

Series Record ..... Cincinnati leads 1-0  
 At Cincinnati ..... —  
 At San Diego ..... Cincinnati leads 1-0  
 At Neutral Sites ..... —  
 Most UC points ..... 52 (UC 52-23, 2007)  
 Most SDSU points ..... 23 (UC 52-23, 2007)  
 Combined points ..... 75 (UC 52-23, 2007)  
 Biggest UC win ..... 29 (52-23, 2007)  
 Biggest SDSU win ..... —  
 Current streak ..... Cincinnati - 1

## Game-by-Game Breakdown

Year	Site	Score	Winner
2007	San Diego	52-23	UC

## // CONNECTIONS

- » UC Head Coach Tommy Tuberville coached in a pair of Hula Bowls, serving as an assistant coach for the south team in the 1999 game and as the head coach of the east team in the 2005 affair. The Hula Bowl was an annual senior All-Star game played at War Memorial Stadium from 1947-2008.
- » Former UC standout Angelo Craig was the defensive MVP of the 2008 Hula Bowl.
- » UC AD Mike Bohn held the same position at San Diego State from 2004-05.

## // STATISTICAL COMPARISON

### CINCINNATI (7-5)

Team Statistics	UC	OPP
Points/Game	36.1	30.2
First Downs	355	242
Rushing/Game	186.2	190.8
Passing/Game	373.1	223.8
Total Offense/Game	559.2	414.7
Fumbles-Lost	19-11	16-5
Pen./Yds per Game	94/69.8	78/59.8
Time of Possession	31:25	28:35

### INDIVIDUAL LEADERS

RUSHING	Att	Net	Avg	TD	YPG
Williams	129	725	5.6	4	60.4
Boone	96	717	7.5	8	71.7

PASSING	C-A-I	Pct.	TD	YPG
Kiel	206-316-11	.652	19	277.7

RECEIVING	Rec	Yds	Avg	TD	YPG
Washington	88	971	11.0	6	80.9
Morrison	45	533	11.8	3	44.4

DEFENSE	U-A-TT	TFL	Int.	PBU
E. Wilson	48-55-103	3.5	0	2
Edwards	57-30-87	3.5	3	8

### SAN DIEGO STATE (10-3)

Team Statistics	SDSU	OPP
Points/Game	31.4	17.2
First Downs	238	205
Rushing/Game	235.3	111.2
Passing/Game	143.0	176.0
Total Offense/Game	378.3	287.9
Fumbles-Lost	16-9	25-11
Pen./Yds per Game	85/60.2	64/40.3
Time of Possession	32:30	27:30

### INDIVIDUAL LEADERS

RUSHING	Att	Net	Avg	TD	YPG
Pumphrey	284	1554	5.5	16	119.5
Price	177	940	5.3	6	72.3

PASSING	C-A-I	Pct.	TD	YPG
Smith	110-200-2	.550	13	127.4

RECEIVING	Rec	Yds	Avg	TD	YPG
Pumphrey	27	397	14.7	3	30.5
Holder	23	425	18.5	5	32.7

DEFENSE	U-A-TT	TFL	Int.	PBU
Munson	41-51-92	14.5	2	2
Fely	38-39-77	8.5	0	1

- » UC offensive coordinator Eddie Gran is a native of Escondido, Calif.
- » Former Bearcats all-conference center Chris Jurek (2006-09) is an asst. strength and conditioning coach with the SDSU football team.

## // GOING BOWLING

- » UC became bowl eligible following its sixth win of the season, a 49-38 win over Tulsa on senior day.
- » UC will play in its school-record fifth-straight bowl game and ninth in the last 10 seasons.
- » The Bearcats hold an 8-8 mark all-time in postseason games and have played in the Liberty (2011), Belk (2012 & 13) and Military (2014) Bowls in the last four seasons.

## UC BOWL GAMES HISTORY

DATE	BOWL	OPPONENT	SCORE
01/01/47	Sun	Virginia Tech	W, 18-6
12/03/49	Glass	Toledo	W, 33-13
01/01/51	Sun	West Texas A&M	L, 14-13
12/29/97	Humanitarian	Utah State	W, 35-19
12/27/00	Motor City	Marshall	L, 25-14
12/29/01	Motor City	Toledo	L, 23-16
12/17/02	New Orleans	North Texas	L, 24-19
12/23/04	Fort Worth	Marshall	W, 32-14
01/06/07	International	Western Michigan	W, 27-24
12/22/07	PapaJohns.com	Southern Miss	W, 31-21
01/01/09	Orange	Virginia Tech	L, 20-7
01/01/10	Sugar	Florida	L, 51-24
12/31/11	Liberty	Vanderbilt	W, 31-24
12/27/12	Belk	Duke	W, 48-34
12/29/13	Belk	North Carolina	L, 39-17
12/27/14	Military	Virginia Tech	L, 33-17

## // POSTSEASON NUMEROLOGY

- » UC has struggled offensively in its last two bowl games tallying a combined 34 points in the 2013 Belk and 2014 Military Bowls.
- » The Bearcats faced some significant offensive line injuries in 2013 and QB injuries in the 2014 postseason.
- » A magic number for UC appears to be reaching the 30-point threshold in a bowl game.
- » In 16 all-time bowl games, the Bearcats are 6-0 when scoring 30 or more points.

## 2015 NCAA TEAM RANKINGS

Category	UC	SDSU
Total Offense	5	79
Rushing Offense	47	15
Passing Offense	4	118
Team Passing Efficiency	31	43
Scoring Offense	24	51
Total Defense	84	5
Rushing Defense	93	5
Passing Yards Allowed	66	13
Team Passing Effic. Def.	72	15
Scoring Defense	t-88	10
Turnover Margin	124	1
3rd Down Conversion Pct	2	59
4th Down Conversion Pct	t-13	7
3rd Down Conversion Pct Def.	t-36	5
4th Down Conversion Pct Def.	81	t-89
Red Zone Offense	t-83	6
Red Zone Defense	t-78	40
Net Punting	37	71
Punt Returns	41	42
Kickoff Returns	88	7
First Downs Offense	2	t-78
First Downs Defense	t-57	t-14
Fewest Penalties Per Game	118	82
Time of Possession	35	21

# 2015 UNIVERSITY OF CINCINNATI FOOTBALL

## // AMERICAN ATHLETIC CONFERENCE STANDINGS

EAST			AMERICAN		OVERALL			
School	Conf	CPct.	Overall	Pct.	Home	Away	Neutral	Streak
Temple	7-1	0.875	10-3	0.769	5-1	5-2	0-0	L1
USF	6-2	0.750	8-4	0.667	5-1	3-3	0-0	W4
Cincinnati	4-4	0.500	7-5	0.583	5-1	2-4	0-0	W1
UConn	4-4	0.500	6-6	0.500	4-2	2-4	0-0	L1
East Carolina	3-5	0.375	5-7	0.417	3-3	2-4	0-0	L1
UCF	0-8	0.000	0-12	0.000	0-6	0-6	0-0	L12

WEST			AMERICAN		OVERALL			
School	Conf	CPct.	Overall	Pct.	Home	Away	Neutral	Streak
Houston	7-1	0.875	12-1	0.923	8-0	4-1	0-0	W2
Navy	7-1	0.875	10-2	0.833	7-0	3-2	0-0	W1
Memphis	5-3	0.625	9-3	0.750	5-1	4-2	0-0	W1
Tulsa	3-5	0.375	6-6	0.500	3-3	3-3	0-0	W1
Tulane	1-7	0.125	3-9	0.250	2-4	1-5	0-0	L2
SMU	1-7	0.125	2-10	0.167	2-5	0-5	0-0	L1

## // RUNNING UP THE PLAY CHART

- » Entering 2015, UC had run 90 or more plays in a game five times and hadn't hit the mark since 2013.
- » This season, UC hit the plateau on three occasions, running 90 plays at East Carolina, 94 at Miami (Ohio) and a school-record 100 plays at Memphis.
- » UC has run 995 plays this year, the second-best mark in school history. The school single-season record mark of 1,030 plays was set in 2002.

## // ALL-TRANSFER TEAM?

- » Several of UC's key players in 2015 did not begin their college career on the Clifton campus.
- » Fifteen Bearcats are transfers to the squad, split with most coming from the junior college ranks.
- » QB Gunner Kiel (Notre Dame), WR Mekale McKay (Arkansas), SLB Chris Murphy (Arkansas) and LB Eric Wilson (Northwestern) are four-year college transfers while DT Hakeem Allonce (Pierce College), CB Jarred Evans (Santa Barbara CC), WR Johnny Holton (College of Dupage), DT Lyndon Johnson (Holmes CC), LB Antonio Kinard (Arizona Western), LB Jaylyn Minor (Tyler JC), OL Delonte Murray (Lackawanna CC), K Josh Pasley (Highland CC), OL Idarius Ray (LA Valley), DT Sione Tongamoa (Merced College) and RB Hosey Williams (ASA College) are junior-college transfers.

## // AT ALOHA STADIUM

- » UC holds a 1-1 record on Hawaiian Airlines Field at Aloha Stadium with both matchups against the University of Hawai'i.
- » The Bearcats dropped a 20-19 thriller in 2002 and won a 29-24 nail biter in 2008.

## // GOING FOR 8

- » The Bearcats will be going for their eighth win of the season in the 2015 Hawai'i Bowl.
- » The Bearcats have won eight or more games in eight of the last nine seasons.

## COMPARING THE OFFENSE - NON-CONFERENCE PLAY (FROM THE PDJ FILES)

- » In four non-conference games in 2015, UC showed offensive balance with 866 yards rushing and 1,102 yards passing, an average of 492.0 yards per game, its best per-game average over the last nine seasons of non-league play.

YEAR	G	PTS/GM	RUSH	PASS	TOTAL	YDS/GAME	YDS/PLAY	FUM	INT	TO
2007	5	46.4	965	1,300	2,265	453.0	6.3	3	4	7
2008	6	31.7	894	1,491	2,385	397.5	5.9	7	5	12
2009	5	42.4	545	1,552	2,097	419.4	6.7	1	2	3
2010	5	29.4	893	1,189	2,082	416.4	6.2	7	1	8
2011	5	45.0	1,104	1,096	2,200	440.0	6.3	3	3	6
2012	5	34.8	1,095	1,246	2,341	468.2	6.6	5	5	10
2013	4	34.8	891	1,028	1,919	479.8	6.4	4	5	9
2014	4	37.8	384	1,414	1,798	449.5	6.4	0	5	5
2015	4	36.8	866	1,102	1,968	492.0	6.0	4	3	7

## // SENIOR SEND OFF

- » Twenty UC seniors will don the black and red for the final time in the 2015 Hawai'i Bowl.
- » This class will leave UC as one of the most successful in history, winning 46 games, three conference championships and playing in five-straight bowl games.
- » Mason Antoun Cincinnati, Ohio/Reading), Kevin Brown Indianapolis, Ind./Lawrence Central), Alex Chisum Fayetteville, Ga./Sandy Creek), Parker Ehinger Rockford, Mich./Rockford), Eric Ernst Cincinnati, Ohio/McNicholas), Jarred Evans Queens, N.Y./West High/Santa Barbara CC), Johnny Holton Miami, Fla./Coconut Grove/College of Dupage), Kevin Hyland Cincinnati, Ohio/Elder), Andre Jones Cincinnati, Ohio/Colerain), Mekale McKay Louisville, Ky./Moore/Arkansas), Chris Moore Tampa, Fla./Thomas Jefferson), Max Morrison Kenton, Ohio/Kenton), Silverberry Mouhon Norcross, Ga./Norcross), Justin Murray Cincinnati, Ohio/Sycamore), Leviticus Payne Southfield, Mich./Southfield), Shaq Washington Maple Hts., Ohio/Maple Hts.), Chad West Perry, Ohio/Perry), Hosey Williams Miami, Fla./Southridge/ASA College), Kirk Willis Granville, Ohio/Granville) and Adrian Witty Deerfield Beach, Fla./Deerfield Beach) make up this years graduating class.

## // OUT FOR MOORE

- » QB Hayden Moore will make his third career start in the 2015 Hawai'i Bowl.
- » The redshirt freshman started under center against Miami (Fla.) and at BYU this season, going 37-of-63 for 498 yards and a pair of TDs.
- » Moore passed for a school record 557 yards in relief at Memphis, completing 31 of 53 passes for four TDs.

## HAYDEN MOORE'S 2015 STARTS

Date	Opponent	C	A	Int.	Yds.	TD	Lg
Oct. 1	MIAMI (FLA.)	22	33	1	279	2	52
Oct. 16	at BYU	15	30	0	219	0	46

## // GLANCING AT THE RECORD

	2015	STREAK	SINCE 2007
Overall	7-5	W1	82-34
Home	5-1	W4	45-11
Road/Neut.	2-4	W1	37-23
American	4-4	W1	46-20
American Home	3-1	W3	23-10
American Road	1-3	W1	23-10

## // UPCOMING AMERICAN GAMES

### Miami Beach Bowl

Marlins Park • Miami, Fla.  
Dec. 21, 2015 • 2:30 p.m. ET • ESPN  
*USF vs. Western Kentucky*

### Marmot Boca Raton Bowl

FAU Stadium • Boca Raton, Fla.  
Dec. 22, 2015 • 7 p.m. ET • ESPN  
*Temple vs. Toledo*

### Hawaii Bowl

Aloha Stadium • Honolulu, Hawaii  
Dec. 24, 2015 • 8 p.m. ET • ESPN  
*Cincinnati vs. San Diego State*

### St. Petersburg Bowl

Tropicana Field • St. Petersburg, Fla.  
Dec. 26, 2015 • 11 a.m. ET • ESPN  
*UConn vs. Marshall*

### Camping World Independence Bowl

Independence Stadium • Shreveport, La.  
Dec. 26, 2015 • 5:45 p.m. • ESPN  
*Tulsa vs. Virginia Tech*

### Military Bowl presented by Northrop Grumman

NMC Memorial Stadium • Annapolis, Md.  
Dec. 28, 2015 • 2:30 p.m. ET • ESPN  
*Navy vs. Pittsburgh*

### Birmingham Bowl

Legion Field • Birmingham, Ala.  
Dec. 30, 2015 • Noon ET • ESPN  
*Memphis vs. Auburn*

### Chick-Fil-A Peach Bowl

Georgia Dome • Atlanta, Ga.  
Dec. 31, 2015 • Noon ET • ESPN  
*Houston vs. Florida State*

## // AMERICAN WEEKLY HONORS

### Offensive Player of the Week

Nov. 2.....Gunner Kiel, QB

### Defensive Player of the Week

Sept. 21.....Eric Wilson, LB

### Special Teams Player of the Week

Nov. 30.....Andrew Gantz, K

### Weekly Honor Roll

Sept. 28.....Hayden Moore, QB  
Oct. 26.....Gunner Kiel, QB  
Nov. 16.....Mike Boone, RB



## // BEARCATS IN THE PROS

## NATIONAL FOOTBALL LEAGUE

- » Blake Annen, New Orleans (PS)
- » Connor Barwin, Philadelphia
- » Tyreek Burwell, San Diego
- » Brent Celek, Philadelphia
- » Trent Cole, Indianapolis
- » Kevin Huber, Cincinnati
- » John Hughes, Cleveland
- » Jason Kelce, Philadelphia
- » Travis Kelce, Kansas City
- » Jeff Linkenbach, Miami
- » Ricardo Mathews, San Diego
- » Kenbrell Thompson, New York
- » Mike Windt, San Diego
- » George Winn, Detroit
- » Derek Wolfe, Denver

## CANADIAN FOOTBALL LEAGUE

- » Zach Collaros, Hamilton
- » Mardy Gilyard, Montreal
- » Vidal Hazelton, Toronto
- » Sam Longo, Winnipeg
- » Brandon Underwood, Toronto

## // 2015 PRESEASON HONORS

## ESPN ALL-AAC TEAM

- » Parker Ehinger, OG
- » Zach Edwards, S

## ATHLON ALL-AAC TEAM

- » C Deyshawn Bond (2nd)
- » RB Mike Boone (3rd)
- » S Zach Edwards (1st)
- » OT Parker Ehinger (1st)
- » QB Gunner Kiel (1st)
- » WR Mekale McKay (1st)
- » WR Chris Moore (4th)
- » DL Silverberry Mouhon (1st)
- » WR Shaq Washington (2nd)
- » RB Hosey Williams (3rd)

## LINDY'S ALL-AAC TEAM

- » Andrew Gantz, K (2nd)
- » Gunner Kiel, QB (1st)
- » Mekale McKay, WR (1st)
- » Parker Ehinger, OL (1st)

## SPORTING NEWS ALL-AAC TEAM

- » Gunner Kiel, QB
- » Parker Ehinger, OL
- » Andrew Gantz, K

## PHIL STEELE PRESEASON ALL-AAC TEAM

- » Deyshawn Bond, OL (2nd)
- » Mike Boone, RB (4th)
- » Zach Edwards, DB (2nd)
- » Andrew Gantz, K (2nd)
- » Johnny Holton, KR (2nd)
- » Gunner Kiel, QB (1st)
- » Mekale McKay, WR (1st)
- » Parker Ehinger, OL (1st)
- » Chris Moore, WR (2nd)
- » Silverberry Mouhon, DL (1st)
- » Justin Murray, OL (3rd)
- » Leviticus Payne, LB (4th)
- » Shaq Washington, PR (2nd); WR (2nd)

## // SENIOR WIDE RECEIVERS

- » UC's six senior wide receivers, Shaq Washington, Max Morrison, Chris Moore, Alex Chisum, Mekale McKay and Johnny Holton have each left their individual mark on the Clifton Hts. campus, but have also combined for nearly 700 catches, 10,000 yards receiving and 80 TDs.
- » Washington's 238 catches and counting mark the school's career receptions record while his 88 grabs this season top the single-season chart.
- » Chris Moore has hauled in a school record 26 TDs and four of the remaining five seniors have double-digit TD grabs.
- » Moore, McKay and Holton are all averaging 20 or more yards per catch. Holton needs four to qualify for a spot on UC's career chart which carries a 50 catch minimum.

## UC'S SENIOR WIDE RECEIVERS

NAME	GP	REC	YDS	AVG	TD	LG	AVG/G
Washington	48	238	2552	10.7	11	46	53.2
Morrison	49	119	1438	12.1	10	46	29.3
C. Moore	49	118	2254	19.1	26	83	46.0
Chisum	50	84	1121	13.3	5	45	22.4
McKay	37	85	1704	20.0	17	88	46.1
Holton	21	46	892	19.4	10	78	42.5
<b>TOTALS</b>	<b>108</b>	<b>690</b>	<b>9,961</b>	<b>14.4</b>	<b>79</b>	<b>88</b>	<b>92.2</b>

## // A DEFINITE MVP SEASON

- » WR Shaq Washington will leave UC as one of the top receivers in UC history.
- » He set a school record with 238 career receptions, while his 2,552 career receiving yards rank second all-time. He also caught a program-best 88 passes in 2015.
- » Those 88 grabs went for 971 yards and six touchdowns, highlighted by six 100-yard performances and a UC single-game record 15 receptions at East Carolina.
- » He earned second team All-American Athletic Conference honors for his efforts and won the Claude Rost Sr. Offensive MVP for the second-straight year.

## CAREER RECORDS

## Receptions

Rk	Rec.	Player	Years
1.	238	<b>Shaq Washington</b>	2010-

## Receiving Yards

Rk	Rec.	Player	Years
1.	3,003	Mardy Gilyard	2005; 2007-09
2.	2,552	<b>Shaq Washington</b>	2010-

## // MOUHON LEADS THE D

- » DE Silverberry Mouhon was a constant in a UC defense riddled with injuries.
- » He made 4.5 sacks, bringing his career total to 19 sacks, fifth all-time at UC.
- » He totaled 38 tackles, 7.0 going for a loss.
- » Mouhon was a second team All-American Athletic Conference selection and won the Claude Rost Sr. Defensive MVP award.

## // EXCELLENCE ON AND OFF THE FIELD

- » WR Mekale McKay led a group of 20 UC athletes who received degrees at Fall 2015 Commencement.
- » He graduated with a degree in Health Education - Public and Community health while boasting a grade-point average of 3.4. He has made the Bearcats Honor Roll

for posting at least a 3.00 semester GPA on three occasions, while he was a Dean's List selection in spring of 2015 thanks to a GPA of at least 3.40.

- » On the field, McKay played in all but one game on the year, making 25 catches for 494 yards and a pair TDs.

## // HONORING THE BEST OF THE BEARCATS

- » The Jim Kelly Spirit Award is given annually to a student-athlete on offense and defense who best represent the ideals of former UC letterwinner, administrator and coach Jim Kelly, Sr. Offensive lineman Chad West (Perry, Ohio/Perry) and cornerback Leviticus Payne (Southfield, Mich./Southfield) both received the honor for their leadership and positive impact on the sidelines.

## // BROUGHTON A FORCE IN THE MIDDLE

- » DT Cortez Broughton earned the Defensive Newcomer of the Year honor.
- » He started 10 games and played in all but one with a total of 26 tackles (1.5 for a loss).
- » He twice recorded five tackles in games against Miami (Ohio) and Tulsa, while recording four in the effort at league champion Houston.

## // JENKINSON ESTABLISHING HIMSELF

- » LB Bryce Jenkinson quietly put together a very strong first campaign in the black and red.
- » The true freshman made eight starts at middle linebacker and ranked third on the team with 55 tackles, including 3.0 for a loss, a sack, an interception, a pass break up and a forced fumble.

## // SENIOR WILLIAMS LEADS THE BACKS

- » Hosey Williams earned the Brig Owens Outstanding Back Award on the offensive side of the ball.
- » The senior finished as the team's leading rusher with 725 yards on 129 rushes and four touchdowns.
- » His 5.6 yards per rush ranked third in The American.
- » He had a career-best 140 yards with a touchdown against UConn, while he ran 11 times for 80 yards and a touchdown against Miami (Fla.).

## // EDWARDS A MODEL OF CONSISTENCY

- » S Zach Edwards collected the Brig Owens Outstanding Defensive Back Award.
- » The junior was second on the team with 87 tackles, while adding three interceptions and a forced fumble.
- » He recorded multiple tackles in all 12 games on the year, highlighted by a season-best 12 against Tulsa.
- » For his efforts, Edwards was named Honorable Mention All-American Athletic Conference.

## // EHINGER ANCHORS OFFENSIVE LINE

- » OT Parker Ehinger started all 12 games on an offensive line which paved the way for one of the most prolific offenses in school history.
- » The senior helped the UC offense rank among the league's top five teams in scoring offense (36.1 points per game), total offense (559.4 yards per game), rushing offense (186.3 yards per game), passing offense (373.1 yards per game), first downs (29.6 per game) and third-down conversions (51.6-percent).
- » He was Cincinnati's lone first team selection on the all-conference lists.

## // BY THE NUMBERS

38

- » WR Shaq Washington has had three or more receptions in each of UC's last 25 games and a reception in 38-straight games overall, dating to the 2013 opener against Purdue.

78

- » K Andrew Gantz recently had a streak of 78 straight PATs, the second best in school history. The 82 straight PATs by Kevin Lovell from 2004-06 is the top mark in the UC record book.

20

- » WR Mekale McKay has averaged 20.4 yards per reception while at UC with 17 TDs. Thirteen of the 17 scores have come on throws of 15 yards or more (40, 22, 15, 62, 24, 66, 34, 17, 27, 80, 55, 36, 88).

## 2015 UNIVERSITY OF CINCINNATI FOOTBALL

### // SETTING THE PACE UP FRONT

- » DT Alex Pace appeared in all 12 games on the defensive line, starting all but one contest.
- » He recorded 26 tackles, including 4.5 for loss.
- » The junior made at least three tackles in five different games, helping stabilize a young defensive front.

### // MOST VALUABLE LINEBACKER

- » Cincinnati's leading tackler on the season, Eric Wilson, was named the team's Most Valuable Linebacker.
- » Wilson totaled 103 tackles while playing in all 12 games and earning second team All-American Athletic Conference honors. He added 3.5 tackles for loss, a forced fumble, a pair of fumble recoveries, two quarterback hurries and two pass break-ups.
- » The junior was Defensive Player of the Week in The American after he made 18 tackles, nine solo, in the victory at Miami (Ohio). He also twice recorded 14 tackles in a game, both victories over Miami (Fla.) and Tulsa.
- » He is the 12th UC player to top 100 tackles since 2002.

#### 100-TACKLE SEASONS SINCE 2002

YEAR	NAME	UA	A	TOT
2015	Eric Wilson	48	55	103
	Zach Edwards	57	30	80
2014	Jeff Luc	65	69	134
	Zach Edwards	67	54	121
	Nick Temple	67	46	113
2013	Greg Blair	48	58	106
2012	Greg Blair	68	70	138
2011	JK Schaffer	52	62	114
2010	JK Schaffer	67	44	111
2009	Andre Revels	45	64	109
	JK Schaffer	54	46	100
2004	Jamar Enzor	79	58	137
2002	Antwan Peek	50	50	100

### // MOST VALUABLE RECEIVER

- » WR Chris Moore led the UC receiving corps with seven TDs on the year, while totaling 39 catches for 823 yards.
- » He averaged an outstanding 21.1 yards per catch which ranked eighth nationally and second in the conference.
- » The senior holds the school record with 26 career touchdown receptions, a mark he set against USF in his native Tampa, Florida.
- » He had a pair of TD catches among a season-best six receptions for 140 yards in the effort at Houston, while his top game of the year in terms of yardage came at Memphis to the tune of 153 yards on five catches.
- » He earned UC's most valuable receiver award for the second-straight year.

### // KICKING IT WITH GANTZ

- » K Andrew Gantz collected Special Teams Player of the Year honors after leading UC in scoring (single-season school record 111 points) thanks to going 48-49 on point-after attempts and 21-27 on field goals.
- » Gantz ranked 17th nationally with 9.3 points per game, while he had a long field goal of 51 yards in the victory over Miami (Fla.).
- » In the 19-16 season finale victory at East Carolina, Gantz connected from 50 yards before going on to kick a

game-winning 42-yard field goal as time expired, earning American Athletic Conference Special Teams POTW.

- » He drilled his first 48-point after attempts before missing at ECU. For his efforts on the year, Gantz was a second team all-conference pick, while this also marks the second straight year he has been named UC's Special Teams Player of the Year.

### // FUTURE DANCE CARDS FILLING UP

- » UC has a fairly full schedule over the next three seasons, with all but one non-conference opponent (2018) named and its home and away American schedule set.
- » Here's a look at who UC will face between 2016-18.

2016

**Home:** Tennessee-Martin, Miami (Ohio), BYU, East Carolina, Houston, Memphis, USF

**Away:** Purdue, UCF, UConn, Temple, Tulsa

2017

**Home:** Austin Peay, Marshall, UCF, UConn, SMU, Temple

**Away:** Michigan, Miami (Ohio), East Carolina, Navy, USF, Tulane

2018

**Home:** Miami (Ohio), Ohio, East Carolina, Navy, USF, Tulane

**Away:** UCLA, UCF, UConn, SMU, Temple

### // OFFENSE ON THE CUSP OF RECORDS

- » The UC offense has put together the three best years of offense in 128 years of football over the past three seasons, hitting 6,137 yards of total offense in 2013, 5,982 yards in 2014 and a school-record mark of 6,711 yards through 12 games in 2015.
- » The Bearcats have set five single-season records already with a shot for more in the bowl game.
- » The chart below gives UC's school record in various categories, the Bearcats' numbers in 2015 and the difference between the marks.

STAT	RECORD (YR.)	2015	DIFF.
Points	502 ('09)	433	69
TDs	66 ('09)	53	13
Field Goals	29 ('00)	21	8
Rushes	639 ('70)	480	159
Rushing Yds.	3,011 ('70)	2,234	777
Rushing TDs	41 ('53)	24	17
Passing Att.	515 ('15)	515	-
Completions	322 ('15)	322	-
Passing Yds.	4,477 ('15)	4,477	-
TD Passes	39 ('09)	29	10
Plays	1,030 ('02)	995	35
Total Yards	6,711 ('15)	6,711	-
First Downs	355 ('15)	355	-

### // DING DING X 10

- » UC registered its 10th straight series win against Miami (Ohio) in the annual Battle for the Victory Bell.
- » The 10 straight wins is the most for either team in the 120-game series.

### // OFFENSIVE BRAGS

#### The 2015 University of Cincinnati Offense ...

- » Has set 18 school records with one game remaining.
- » Totaled 400 or more yards 11 times.
- » Totaled 500 or more yards eight times.
- » Totaled 600 or more yards five times.
- » Totaled 700 or more yards twice.
- » Scored 25 or more points 10 times.
- » Scored 30 or more points eight times.
- » Scored 40 or more points four times.
- » Scored 50 or more points twice.

#### Set Single-Game Team Records For:

- » Passing Attempts: 64 at Memphis
- » Completions: 38 at Memphis
- » Passing Yards: 620 at Memphis
- » TD Passes: 6 vs. UCF (tied)
- » Offensive Plays: 100 at Memphis
- » Total Offense: 752 at Memphis
- » First Downs: 38 at Memphis

#### Set Single-Game Individual Records For:

- » Passing Yards: 557 by Hayden Moore at Memphis

#### Set Single-Season Team Records For:

- » Passing Attempts: 515
- » Passes Completed: 322
- » Passing Yards: 4,477
- » Total Offense: 6,711
- » First Downs: 433

#### Set Single-Season Individual Records For:

- » Receptions: Shaq Washington, 88

#### Set Individual Career Records For:

- » Yards Per Rush: Mike Boone, 6.9
- » Receptions: Shaq Washington, 238
- » Receiving TDs: Chris Moore, 26
- » Points Scored - Kicking: Andrew Gantz, 111

### // A THREE-YEAR COMPARISON

- » The UC offense has been record setting over the past three years with the three best total offense outputs in school history. Below is a three-year ranking of NCAA and total offense numbers.

NCAA RANKINGS	2013	2014	2015
Total Offense	23	27	5
Rushing Offense	66	72	48
Passing Offense	18	13	4
Team Passing Efficiency	25	25	31
Scoring Offense	47	29	25

#### BY THE NUMBERS

Year	G	PPG	Rush	Pass	Plays	Total	Y/Gm	Y/Ply
2013	13	32.1	2,190	3,947	985	6,137	472.1	6.2
2014	13	34.0	2,035	3,947	945	5,982	460.2	6.3
2015	12	36.1	2,234	4,477	995	6,711	559.2	6.7
<b>TOTAL</b>				<b>12,371</b>	<b>2,925</b>	<b>18,830</b>		
3-YR AVG		34.0	2,153	4,123	975	6,277	495.5	6.4

## COACHES ON GAMEDAY

SIDELINE




**TOMMY TUBERVILLE**  
Head Coach



**ROBERT PRUNTY**  
Associate HC/Co-DC/DE



**EDDIE GRAN**  
Offensive Coord./RBs



**STEVE CLINKSCALE**  
Co-DC/Defensive Backs



**TY LINDER**  
Special Teams



**DARREN HILLER**  
Offensive Line



**BLAKE ROLAN**  
Wide Receivers

PRESS BOX



**DARIN HINSHAW**  
Passing Game Coord./QB



**KENNY INGRAM**  
Defensive Tackles



**JEFF KOONZ**  
Linebackers



## 2015 UNIVERSITY OF CINCINNATI FOOTBALL

### // 2015 POSTSEASON AWARD WINNERS

#### OFFENSIVE SCOUT TEAM PLAYER OF THE YEAR

Deionte Buckley

#### DEFENSIVE SCOUT TEAM PLAYER OF THE YEAR

Franklin Bruscianelli

#### C-CLUB STROTHMAN AWARD (ACADEMIC EXCELLENCE)

Mekale McKay

#### JIM KELLY SPIRIT AWARD

Offense - Chad West

Defense - Leviticus Payne

#### NEWCOMER OF THE YEAR

Offense: Hayden Moore

Defense: Cortez Broughton

#### BRIG OWENS OUTSTANDING BACK AWARD

Offense - Hosey Williams

Defense - Zach Edwards

#### SPECIAL TEAMS PLAYER OF THE YEAR

Andrew Gantz

#### MOST VALUABLE LINEBACKER

Eric Wilson

#### MOST VALUABLE RECEIVER

Chris Moore

#### JOHN PEASE OUTSTANDING LINEMAN AWARD

Offense: Parker Ehinger

Defense: Alex Pace

#### CLAUDE ROST SR. MVP AWARD

Defense: Silverberry Mouhon

Offense: Shaq Washington

### // HIGH RANKING

- » Since 2007, UC is in some elite company in the CFB world, tied for the 16th-best winning percentage over the last eight seasons among FBS teams.

#### BEST RECORDS SINCE 2007

TEAM	W-L	PCT.
Alabama	103-18	85.1%
Ohio State	99-19	83.9%
Boise State	99-19	83.9%
Oregon	98-21	82.3%
Oklahoma	93-26	78.1%
TCU	88-27	76.5%
LSU	89-28	76.1%
Florida State	91-29	75.8%
Michigan State	87-32	73.1%
Clemson	87-32	73.1%
USC	84-33	71.8%
Oklahoma State	83-33	71.5%
Wisconsin	85-34	71.4%
Georgia	84-34	71.2%
BYU	82-34	70.7%
Cincinnati	82-34	70.7%

### // ROPE THIS

- » One of the more unique biographical notes from the 2015 signing class comes from junior college LB Jaylyin Minor from Texas.
- » Minor is involved in the rodeo, taking part in calf roping and steer wrestling.

### // TWO HUNDRED A KEY NUMBER FOR BEARCATS

- » Head Coach Tommy Tuberville and OC Eddie Gran have put together the most prolific offense in school history over the past three seasons, but running the ball and running it well is still one of UC's offensive philosophies.
- » When the Bearcats run it, especially for 200 or more yards, good things happen.
- » UC is 5-0 on the season, 12-0 under Tuberville and 33-1 since 2007 when rushing for 200 or more yards.

### // WITTY DOWN BUT NOT OUT

- » CB Adrian Witty was carted off the field with a leg injury in the fourth quarter of UC's win at Miami (Ohio).
- » Witty has returned to practice and will attempt to play in the Hawai'i Bowl.
- » The senior captain has played in 44 career games, notching 98 tackles, including 60 solo stops. He has 6.5 tackles for a loss, 3.0 sacks, two forced fumbles and an interception returned for a TD.

### // ALL-WORLD NAMES

- » Cincinnati had five players named to the 2015 Athlon Sports CFB All-Name Team with QB Gunner Kiel, RB Hosey Williams, DE Silverberry Mouhon and SLBs Leviticus Payne and Mike Tyson all earning spots.

### // HELMET STICKER

- » QB Gunner Kiel has hauled in several accolades on the heels of his perfect passing performance against UCF.
- » The junior signal caller was 15-of-15 for 319 yds. & 5 TDs.
- » Kiel threw the most completions without an incomple- tion of any NCAA FBS player in the last 20 years.
- » He was the @ESPNCFB Fan Pick for a #HondaHel- metSticker, was the American Offensive Player of the Week, a CFPA Natioal Performer of the Week and the College Sports Madness American Offensive Player of the Week.

### // WELCOME TO THE GUN-NER SHOW

- » With his 5 TD performance against UCF, QB Gunner Kiel became the first player in school history to throw four or more touchdowns in five different games.
- » A year ago, he was the first in UC's 128-season history to throw four or more TDs in three straight games.

#### UC QB'S WITH MULTIPLE 4+ TD GAMES

- » **Zach Collaros** (4 | '09 @ Syracuse/4; '10 at Louisville/5; vs. Rutgers/4; '11 vs. Austin Peay/4)
- » **Greg Cook** (2 | '68 at North Texas/4; vs. Ohio/4)
- » **Brendon Kay** (4 | '12 vs. Duke/4; '13 vs. NW State/4; vs. UConn/4; at Rutgers/4)
- » **Gunner Kiel** (6 | '14 vs. Toledo/6; vs. Miami (OH)/4; at Ohio State/4; vs. East Carolina/4; '15 vs. UCF/5; at Houston/4)
- » **Gene Rossi** (2 | '50 vs. Xavier/4; '51 vs. Tulsa/4)

### // FASTER THAN A SPEEDING BEARCAT

- » UC's 2:56 game time against UCF was it's shortest game since a 14-0 win at Miami (Ohio) took 2:54 on Sept. 21, 2013.
- » It's the quickest home game since a 23-7 win over Delaware State took 2:53 on Sept. 14, 2012.
- » It was UC's first conference game under three hours since a 2:57 matchup with Syracuse at Nippert in 2010.

### // INTO THE RING HE GOES

- » Former Bearcats standout Brig Owens (1963-64) was officially inducted into the Nippert Stadium Ring of Honor at the halftime of the UCF game.
- » Owens was the triple-threat star of the 1963 and 1964 UC football teams as a skilled quarterback, halfback and punter.
- » He passed for 1,764 yards and 13 TDs during his two

seasons and was the leading rusher (556 yards, six TDs) on the 1963 squad.

- » Owens directed the 1964 Bearcats to a 10-1 record, the most wins in UC history.
- » UC posted a 16-5 record and won two Missouri Valley Conference titles in his two seasons.
- » He was taken in the sixth round of the 1965 NFL Draft by the Dallas Cowboys and enjoyed an eight-year ca- reer in the pro ranks.
- » Owens later served as assistant executive director of the NFL Players Association and was inducted into the James P. Kelly UC Athletic Hall of Fame 1979.

### // 150 REASONS TO WIN

- » With a win against Miami, UC Head Coach Tommy Tuberville earned career win number 150 and became the 10th active FBS coach with 150 or more career wins.
- » The others are: Frank Beamer (Virginia Tech), Brian Kelly (Notre Dame), Dennis Franchione (Texas State), Bill Snyder (Kansas State), Gary Pinkel (Missouri), Nick Saban (Alabama), Bob Stoops (Oklahoma), Paul Johnson (Georgia Tech) and Terry Bowden (Akron).

### // SUPER SUB

- » In relief of QB Gunner Kiel at Memphis, redshirt fresh- man Hayden Moore threw a UC and American Athletic Conference 557 yards passing in three quarters of action.
- » Moore completed 31 passes on 53 attempts for 557 yards, four TDs and a pair of INTs.
- » He broke Greg Cook's 47-year old school record for passing yards (554) set in 1968 versus Ohio.
- » Moore also tied for the fourth most completions in a game (31/Gunner Kiel, 2014; Gino Guidugli, 2001; Greg Cook, 1968).
- » His 53 attempts tied him with Zach Collaros for the fifth most in school history and he also connected with WR Chris Moore on a career-long 68-yard TD strike
- » Moore scored the game-winning points on a 1-yard TD run with 1:13 left to give UC the win at Miami (Ohio).
- » UC closed out the Miami (Ohio) game with an 8 play, 66-yard drive that lasted 3:06.
- » Moore was 3-for-3 on the drive, completing two passes to Nate Cole and one to Shaq Washington.
- » Moore rushed for 10 yards himself, including the game- winning scamper up the middle for a TD.

### // HE'S GOING THE DISTANCE

- » Cincinnati's 88-yard touchdown pass from Gunner Kiel to Mekale McKay in the second quarter of the Temple game was the third longest pass play in school history.

### // MOTHER NATURE STRIKES

- » UC suffered a 2:20 weather delay prior to its season opener against Alabama A&M. Heavy rains and lightning hit the Cincinnati area, forcing the teams off the field during warm ups and moving kickoff back to 8:45 p.m. ET.

### // OH CAPTAIN MY CAPTAIN

- » Head Coach Tommy Tuberville has named his captains for the 2015 season as voted on by the entire team.
- » UC's captains will be: OL Parker Ehinger, QB Gunner Kiel, DE Silverberry Mouhon, CB Adrian Witty and PR Shaq Washington and LS Kirk Willis.

### // HIGH TECH EQUIPMENT

- » Cincinnati is one of a handful of teams to wear the Russell Athletic CarbonTek shoulder pad system. The pads are a collaboration between Russell Athletic and Boeing that uses excess carbon fiber from 787s.

## 2015 UNIVERSITY OF CINCINNATI FOOTBALL

### // WHAT'S IN A NAME

- » DL Lyndon Johnson, a native of West Point, Miss., joins the Bearcats 2015 class from Holmes CC in Mississippi.
- » His full name? Lyndon Baines Johnson Jr.
- » Johnson shares a name with the 36th President of the United States of America.

### // FRESHMAN STARTER

- » DE Marquise Copeland, a true freshman, earned the start against Alabama A&M. He is the first true freshman to start a season opener since Terrill Byrd (DT) and Mike Mickens (CB) started in the 2005 season opener against Eastern Michigan.

### // THERE'S NO PLACE LIKE HOME

- » Nippert Stadium has undergone \$86-million in improvements which saw capacity upgraded to 40,000 fans, the addition of all new concourses, concessions and restrooms and the building of the 105,000 square foot west pavilion which holds new media facilities, 1,100 club seats and 53 indoor and outdoor suites of various sizes.

### // BALL SECURITY

- » UC has 17 giveaways (six fumbles, 11 interceptions) versus only eight takeaways (three fumbles, five interceptions) in 2015, checking in a -9 on turnover margin.
- » UC's opponents have not taken advantage, scoring only 30 points on 15 turnovers.
- » The Bearcats were +2 on turnover margin in 2014 and -7 in 2013.

### // MOVING THE CHAINS

- » UC leads the American and ranks No. 2 in the NCAA FBS with 243 first downs.
- » The Bearcats have tallied 85 first downs by rushing, 137 by passing and 21 via penalty.
- » The school record of 315 first downs was set in 2013.

### // #SCTOP10

- » The #Bearcats Hosey Williams' tackle-breaking 29-yard TD run against Miami (Fla.) earned the No. 1 spot on the SportsCenter Top-10 following UC's 34-23 win on Oct. 1.
- » Williams scampered up the middle, appeared to be stopped by the pile, but kept his legs moving and popped out into the open field for the Bearcats' longest TD run from scrimmage in 2015.
- » Williams has 75 carries for 378 yards and a pair of TDs this season, averaging 63.0 yards per game.

### // THIS ONE'S GOT SOME FIRSTS IN IT

- » RB Tion Green found TE DJ Dowdy on a 1-yard jump pass for a score on fourth down in the first quarter at BYU.
- » It was Dowdy's first career TD reception, Green's first career pass, completion and TD throw.
- » It was the first non QB throwing TD for the Bearcats since Shaq Washington hit Chris Moore for a 28-yard

score at Rutgers on Nov. 16, 2013.

- » Green added a 2-yard rushing TD in the third quarter, his fourth of the season. His 2-yard scamper off a direct snap was set up by Hayden Moore's 19-yard QB keeper on third down.

### // NOTING QB'S FIRST STARTS AT UC

- » For the 10th time in the past 107 games, UC had a QB make his first career start
- » QB Hayden Moore threw for 279 yards and two touchdowns along a rushing TD in his first career start to lead Cincinnati past Miami (Fla.).
- » Below a listing of how the signal callers have fared during their first time staring under center.

DATE	QB	OPP.	C-A-I	YDS.	TD
01/06/07	Davila	vs. W. Mich.	19-35-2	214	2
08/30/07	Mauk	SEMO	18-27-1	244	1
09/15/07	Grutza	at Miami (OH)	25-35-0	290	2
09/20/08	Pike	Miami (OH)	20-24-0	241	3
10/03/08	Anderson	at Marshall	16-26-1	158	2
10/24/09	Collaros	Louisville	15-17-0	253	3
11/19/11	Legaux	at Rutgers	12-31-1	158	0
11/10/12	Kay	at Temple	13-21-0	244	2
09/12/14	Kiel	Toledo	25-37-0	418	6
10/01/15	H. Moore	Miami (Fla.)	22-33-1	279	2

### // WALK-ON PARTY

- » Mason Antoun (DE), Chad Banschbach (RB), Garrett Campbell (OL), Grant Coleman (CB), Andrew Gantz (K), Sam Geraci (P), Kevin Hyland (LB), David Niehaus (OL), Will Steur (OL), Chad West (OL), Kirk Willis (LS) and Eric Wilson (LB) are all regular contributors in the lineup and former or current walk-ons.

### // RECORD-SETTING OFFENSE

- » UC broke six team records at Memphis on Sept. 24, 2015.
- » Total offense yards with 752 (711 vs. UConn, 2009)
- » Team passing yards with 620 (584 yards vs. Ohio, 1968).
- » Total number of plays with 100 (99 vs. Miami (Ohio), 1996).
- » First downs with 38 (36 vs. Ohio, 1968)
- » Team passing attempts with 64 (61 vs. USF, 2010)
- » Team completions with 38 (36 vs. Ohio, 1968)

### // SCOUT TEAM PLAYERS OF THE YEAR

- » Franklin Brusciannelli was named the top player on the defensive scout team. The linebacker helped mirror the opponent's defense each week in practice as UC prepared for that week's game. He also saw the field in game action for the first time since one appearance in 2013. He recorded three tackles, including one solo.
- » Deionte Buckley collected offensive scout team player of the year honors. The tight end is a product of Warren Central High School and saw action in 2012 at UC before transferring to Indiana State. He returned to the Bearcats this season and was instrumental in helping the defense prepare each week.

### // TIME FOR SOME POTPOURRI

#### // PROTECT THIS HOUSE

- » UC announced a long-term partnership with Under Armour, naming the global performance brand as the its official outfitter starting July 1, 2015.
- » As part of the multi-year agreement, Under Armour will exclusively design and supply the footwear, apparel and equipment for training and gameday uniforms for each of UC's 19 men's and women's varsity athletic teams beginning in the 2015-16 season.

#### // UC FAMILY TIES

- » This year's roster includes four Bearcats who followed in family footsteps to play for UC.

#### *Brother Played at Cincinnati*

- » Kevin Mouhon - Silverberry (DE, 2011-)
  - » Silverberry Mouhon - Kevin (LB, 2014-)
- Father Played at Cincinnati*
- » Franklin Brusciannelli - Jack (LB, 1988-89)
- Grandfather Played at Cincinnati*
- » Max Morrison - Joe (RB, 1956-58)

#### NFL FAMILY TIES

- » Cincinnati boasts four players on the roster who had immediate family members play in the NFL.

- » Tyler Lyon - Father Billy, KC, GB, Minn. (1997-03)
- » Max Morrison - Grandfather Joe, NY Giants (1959-72)
- » Braxton Neal - Father Robert, Cincinnati (1982-89)
- » Avery Peterson - Brother Patrick, Arizona (2011-pres.)
- » Linden Stephens - Father Mac, Minn., NY Jets (1990-91)

#### // DOUBLE DUTY

- » UC radio voice Dan Hoard has added duties as the play-by-play man for the NFL's Cincinnati Bengals.
- » He joins Bill Hillgrove (Pittsburgh Panthers & Steelers) and Gene Deckerhoff (Florida State/Tampa Bay Buccaneers) as the only broadcasters in the country to handle radio play-by-play duties for both an NCAA FBS and NFL team.
- » Michigan's Jim Brandstatter is the color analyst on both Wolverines and Detroit Lions broadcasts while ESPN's Dave Pasch (Arizona Cardinals) and Bob Wischusen (NY Jets) are NFL play-by-play voices.

#### // TAKE ME TO HIGHER GROUND

- » For the past 15 years, the UC football has called the Higher Ground Conference and Retreat Center in West Harrison, Ind., its preseason training home.
- » The 280-acre facility is located about 30 miles from campus and has served as the Bearcats training camp location since the lead up to the 1999 season.
- » Among many amenities, Higher Ground features a pair of 100-yard FieldTurf practice fields, ample living and meeting spaces and no distractions from football.

### // POTENT POTABLES

OPPONENT	CAPTAIN	CAPTAIN	TOSS	CHOICE	FIRST POSS.	GM. LNTH	HELMET	JERSEY	PANTS	RESULT
Alabama A&M	S. Mouhon	Washington	Won	Defer	Touchdown	3:16	White	Black	White	W, 52-10
Temple	Willis	Pace	Lost	Receive	Punt	3:45	White	White	White	L, 34-26
@ Miami (Ohio)	Brown	Morrison	Lost	Receiver	Touchdown	3:29	Black	White	White	W, 37-33
@ Memphis	Hyland	J. Murray	Won	Defer	Touchdown	4:07	Black	White	White	L, 53-46
Miami (Fla.)	Edwards	McKay	Won	Defer	Touchdown	3:26	Black	Black	Black	W, 34-23
@ BYU	Willis	Williams	Lost	Receive	Field Goal	3:24	Black	White	Black	L, 38-24
UConn	McKay	S. Mouhon	Lost	Receive	Punt	3:36	Nippert	Red	White	W, 37-13
UCF	Antoun	Chisum	Won	Defer	Touchdown	2:56	Nippert	Black	Black	W, 52-7
@ Houston	Washington	Willis	Lost	Receive	Punt	3:34	Black	White	Black	L, 33-30
Tulsa	Brown	C. Moore	Lost	Defer	Punt	3:46	Black	Black	Black	W, 49-38
@ USF	Edwards	Williams	Won	Defer	Fumble	3:52	Red	White	White	L, 65-27
@ East Carolina	S. Mouhon	Washington	Won	Defer	Punt	3:38	Black	White	Black	W, 19-16



## // NIPPERT STADIUM

- » The reopening of Nippert Stadium coincides with the 100th anniversary of the 1915 original construction of the facility. Construction was completed in 1924.
- » UC has used the Nippert site as a playing field since 1901, making it the second-oldest playing site in the nation for college football behind Penn's Franklin Field (1895).
- » Among NCAA FBS schools, Nippert is the third-oldest stadium still in use, behind Bobby Dodd Stadium (Georgia Tech - 1913), Davis Wade Stadium (Mississippi State - 1914) and ahead of Ole Miss' Vaught-Hemingway Stadium (1915) and Wisconsin's Camp Randall Stadium, which was built in 1917.
- » USA Today named Nippert as the best home-field venue in the former BIG EAST Conference and ESPN's Scott Van Pelt cited Nippert as a "one of the gems of college football'.

## // STREAKING AT HOME IN NON-LEAGUE PLAY

- » UC has won 28 straight home non-conference games at Nippert Stadium, dating back to a 30-24 win over Temple in three overtimes on Sept. 20, 2003.

## // 2015 ALREADY PRODUCING RECORDS

- » Following the Nippert Stadium Renovation and Expansion Project, UC has set four stadium attendance records in 2015, including the all-time mark of 40,140 fans against UConn on Oct. 24, 2015.
- » Entering 2015, the top mark of 36,007 was set in the 2013 opener against Purdue, a sellout.
- » Following its renovation, Nippert's new sellout capacity is 40,000.

## // WHAT'S IN A NAME?

- » During the season-ending clash with rival Miami (Ohio) in 1923, Jimmy Nippert sustained a spike wound injury and died a month later from blood poisoning. His grandfather, James N. Gamble of Procter and Gamble, provided the funds needed to complete the horseshoe-shaped structure, and the James Gamble Nippert Memorial Stadium was dedicated on Nov. 8, 1924.
- » The stadium's founder was Arch Carson, who as captain and principal organizer played a significant role in starting football on the UC campus in 1885. In 1901 as physical director of the university, Carson guided the construction of the field which was later named for him -- the playing surface is still called Carson Field.

## // SELLOUTS AT NIPPERT STADIUM

- » Nippert Stadium has enjoyed a total of 25 sellouts in its lengthy history, including four of six home games in 2009.
- » Eleven of the Top 12 pre-renovation crowds, including the former stadium record of 36,007 against Purdue (2013), occurred between 2007-13.
- » Since 2007, UC has set four attendance records and over 1-million fans have come through Nippert Stadium.

## // TOP-10 CROWDS IN NIPPERT HISTORY

ATT	DATE	OPPONENT	RESULT
40,140	10/24/15	UConn	W, 37-13*
40,101	10/1/15	Miami (Fla.)	W, 34-23*
39,095	9/5/15	Alabama A&M	W, 52-10
38,112	9/12/15	Temple	L, 34-26
36,007	8/31/13	Purdue	W, 42-7*
35,106	11/27/09	Illinois	W, 49-36*
35,105	11/13/09	West Virginia	W, 24-21*
35,100	11/07/09	Connecticut	W, 47-45*
35,099	10/24/09	Louisville	W, 41-10*
35,098	11/22/08	Pittsburgh	W, 28-21*

\*Sellouts



Carson Field at Nippert Stadium has been the venerable home of the University of Cincinnati football team since 1901 and provides the Bearcats with one of the best home-field environments in college football.

The third-oldest NCAA FBS stadium enters a new era in 2015 following the completion of a 20-month, \$86-million, privately funded renovation and expansion project. The reopening of Nippert Stadium coincides with the 100th anniversary of the 1915 original construction of the facility.

Through numerous renovations, the structure situated in the middle of the Clifton campus has retained its early-century brickwork, wrought iron gates, and trim giving Nippert a comfortable old-time stadium charm and appeal, while remaining a classic showplace for college football.

## // #NIPPERT2015 - THE NIPPERT STADIUM RENOVATION &amp; EXPANSION PROJECT

- » Both east and west concourses were completely renovated and widened and fans will find new concession stands and restrooms throughout the stadium, including ADA accessible seating and facilities. Concession stands will feature the usual stadium staples along with food and beverage offerings from premium local vendors. Nearly 75 permanent point-of-sale concession locations will be available on gamedays. The number of women's bathroom facilities in the stadium has tripled and the number of men's facilities has nearly doubled.
- » East side patrons with seats in Herschede-Shank Pavilion will notice the skywalks connecting O'Varsity Way to the upper deck, allowing them to bypass the main concourse and have a quick and easy route to and from their seats. Electronic ribbon boards will be installed on the face of the press box and Herschede-Shank Pavilion. These will feature statistics, graphics, out-of-town scores and more.
- » All the seating benches in the stadium will be covered by red and silver Perma-Cap vinyl bleacher covers by Hussey Seating. The covering gives the bleachers a different look and includes a CPAW painted in the south endzone student section.
- » The most striking changes however, sit five stories above the west concourse.
- » At 105,000 square feet and 130 yards long, the five-story West Pavilion rises out of the stadium concourse in glass and angles which contains a host of new premium seating along with state-of-the-art press facilities. The curvature of the facility matches that of Herschede-Shank Pavilion on the east side of the stadium and contains four levels; a press and operations level, suite level, scholarship club level, and patio suites mezzanine level.
- » UC will go from having nearly no premium seating options to the addition of 1,100 scholarship club seats and 53 indoor and outdoor suites of varying sizes. A skywalk will connect Tangeman University Center to the press box with premium area customers able to access the facility on gameday from the other side of campus.
- » In addition, three new lighting poles have been installed along with new lights on existing poles and on the roof facing of the press box. The stadium lighting will average 165 footcandles, a vast improvement over the previous number.
- » The 2015 project was the latest in a series of enhancements that began in 1916 when construction began on a permanent brick-and-concrete stadium structure, which was completed, section-by-section, as funds were raised.
- » In 1936, the playing field was lowered 12 feet to allow spectator seating to increase to 24,000.
- » The Reed Shank Pavilion was added in 1954 to bring the capacity to 28,000. In 1991, the capacity was upped to 35,000 through extending the upper deck, now called the Herschede-Shank Pavilion.
- » In 2005, a new permanent grandstand added new and improved seating and gameday locker rooms in the North endzone along with a new videoboard, nearly twice as large as the previous display.
- » Artificial turf was first installed in 1970 and in 2000, the stadium became one of the first in the U.S. to utilize FieldTurf, a grass-like synthetic surface.
- » Prior to the 2013 season, UBU Sports' Speed Series S5-M synthetic turf system was installed as the playing surface at Nippert. The stadium's field orientation was shifted slightly north and west to even out the sideline areas and add a run-off area around the south endzone.
- » The stadium served as home for the American Football League expansion team, the Cincinnati Bengals, in 1968 and 1969, while their eventual permanent home at Riverfront Stadium was being constructed.
- » Nippert has also served as a venue for concerts by Britney Spears, Michael Jackson, NSYNC, Janet Jackson, KT Tunstall, The North Mississippi All-Stars, The Roots, the Cincinnati Opera Company and many more.
- » Two US Presidents have spoken at the stadium. On Oct. 16, 1936, President Franklin Roosevelt, running for a second term, appeared at Nippert Stadium and spoke from an open car in the rain to a crowd estimated at 15,000 and on Nov. 2, 2008, President Barack Obama held a campaign rally at Nippert two days before the 2008 Presidential Election to an estimated 27,000 attendees.

# 2015 UNIVERSITY OF CINCINNATI FOOTBALL

## ALPHABETICAL ROSTER

No.	Name	Pos.	Ht.	Wt.	Cl.	Ex.	Hometown/High School/Last School
90	Hakeem Allonce *	DT	6-4	309	Jr.	JC	Brooklyn, N.Y./Eleanor Roosevelt/Pierce CC
3	Christian Angulo	CB	6-2	183	Fr.	HS	Gibsonston, Fla./East Bay
38	Mason Antoun ^ *	DE	6-1	237	Sr.	1L	Cincinnati, Ohio/Reading
52	Reed Armagost	OT	6-7	238	Fr.	HS	Gainesville, Fla./Gainesville
55	Caleb Ashworth	DE	6-3	240	Fr.	HS	Dry Fork, Va./Tunstall
26	Chad Banschbach ^ *	RB	5-9	200	So.	1L	Lawrenceburg, Ind./Lawrenceburg
85	Brayden Beard ^ #	WR	5-8	180	Fr.	HS	Fredricksburg, Texas/IMG Academy
59	Deyshawn Bond *	OL	6-1	291	Jr.	2L	Indianapolis, Ind./Warren Central
5	Mike Boone	RB	5-10	201	So.	1L	Macclenny, Fla./Baker County
24	Taylor Boose	RB	6-0	200	Fr.	HS	Clifton, Va./Centreville
47	Landon Brazile *	DE	6-5	238	Fr.	RS	Dayton, Ohio/Thurgood Marshall
96	Cortez Broughton *	DT	6-2	297	Fr.	RS	Warner Robins, Ga./Veterans
40	Kevin Brown	LB	6-1	226	Sr.	3L	Indianapolis, Ind./Lawrence Central
53	Franklin Brusciannelli ^ *	LB	6-0	234	Jr.	SQ	Woodridge, Ill./Montini Catholic
94	Chris Burton *	DT	6-2	290	So.	1L	Danville, Va./George Washington
54	Luke Callahan *	OL	6-5	289	Fr.	RS	Powell, Ohio/Olentangy Liberty
72	Garrett Campbell ^ *	OL	6-6	312	So.	SQ	Cincinnati, Ohio/St. Xavier
80	Alex Chisum *	WR	6-3	200	Sr.	3L	Fayetteville, Ga./Sandy Creek
24	Malik Clements	S	6-0	193	Fr.	HS	Danville, Va./George Washington
18	Tyler Cogswell *	TE	6-5	254	So.	SQ	Coral Springs, Fla./American Heritage
84	Nate Cole *	WR	6-1	202	Jr.	2L	Memphis, Tenn./Mitchell
13	Grant Coleman ^ #	CB	6-0	171	Jr.	2L	Columbus, Ohio/Reynoldsburg
44	Marquise Copeland	DE	6-3	260	Fr.	HS	Bedford, Ohio/Bedford
71	Korey Cunningham *	OL	6-6	305	So.	1L	Montevallo, Ala./Montevallo
83	Josiah Deguara #	TE	6-3	221	Fr.	HS	Folsom, Calif./Folsom
15	Sheldon Doss ^	S	6-1	197	Fr.	HS	Detroit, Mich./UD Jesuit
81	DJ Dowdy *	TE	6-4	248	Jr.	2L	Akron, Ohio/North
17	Matthew Draper	LB	6-0	213	Fr.	HS	South Euclid, Ohio/Brush
68	Jeff Duncan ^ *	OL	6-5	302	Fr.	RS	Kettering, Ohio/Fairmount
4	Zach Edwards	S	6-1	200	Jr.	2L	Middletown, Ohio/Middletown
78	Parker Ehinger *	OL	6-7	318	Sr.	3L	Rockford, Mich./Rockford
89	Jake Elfers ^ *	TE	6-4	229	Fr.	RS	Cincinnati, Ohio/Loveland
12	Jarred Evans	CB	6-1	190	Sr.	SQ	Queens, N.Y./West High/Santa Barbara CC
75	Chris Ferguson *	OL	6-5	295	Fr.	RS	Nassau, Bahamas/Lake Nona
14	Sam Fette ^	QB	6-0	200	Fr.	HS	Lawrenceburg, Ind./Lawrenceburg
51	Kimoni Fitz *	DE	6-3	243	Fr.	RS	Ringgold, Va./Dan River
16	Andrew Gantz *	K	5-9	170	So.	1L	Dayton, Ohio/Centerville
26	Sam Geraci *	P	6-4	222	So.	1L	Cincinnati, Ohio/Moeller
2	Tyrell Gilbert *	S	6-1	195	Fr.	RS	Lincoln Hts., Ohio/Princeton
57	Trevor Ginn ^ *	LB	6-0	205	So.	SQ	Cincinnati, Ohio/Elder
7	Tion Green *	RB	6-0	230	Jr.	2L	Sanford, Fla./Lake Brantley
77	Beau Harmon ^	DT	6-3	295	So.	SQ	Bellefontaine, Ohio/Ben Logan
34	Joshuwa Holloman #	RB	5-11	188	Fr.	HS	Auburn Hills, Mich./Avondale
3	Johnny Holton Jr.	WR	6-2	191	Sr.	1L	Miami, Fla./Coconut Grove/College of Dupage
41	Kevin Hyland ^ *	LB	6-2	236	Sr.	2L	Cincinnati, Ohio/Elder
20	Carter Jacobs	S	6-1	196	So.	1L	Fort Lauderdale, Fla./American Heritage
57	Morgan James	OL	6-6	290	Fr.	HS	Highland, Mich./Lakeland
45	Bryce Jenkinson	LB	6-1	235	Fr.	HS	Greenville, Ohio/Greenville
+ 10	Desmond Johnson ^	CB	6-0	175	Fr.	HS	Marysville, Ohio/Marysville
98	Lyndon Johnson	DE	6-6	277	Jr.	JC	West Point, Miss./West Point/Holmes CC
17	Tshumbi Johnson Jr. *	WR	5-11	183	So.	SQ	Immokalee, Fla./Immokalee
29	Andre Jones *	S	6-1	210	Jr.	2L	Cincinnati, Ohio/Colerain
97	Ryan Jones ^	K	5-10	170	Fr.	HS	New Castle, Ind./New Castle
11	Gunner Kiel *	QB	6-4	213	Jr.	1L	Columbus, Ind./East/Notre Dame
42	Antonio Kinard	LB	6-4	220	Jr.	JC	Youngstown, Ohio/Liberty/Arizona Western
77	John Kurtz *	OL	6-5	290	Fr.	RS	Louisville, Ky./St. Xavier
73	Ryan Leahy *	OL	6-6	292	Jr.	2L	Cincinnati, Ohio/LaSalle
1	Kahlil Lewis	WR	6-0	197	Fr.	HS	Miami, Fla./Mirimar
86	Tyler Lyon ^ *	DL	6-4	197	Fr.	RS	Newport, Ky./Newport Catholic
76	Evan Mallory	OL	6-5	318	Fr.	HS	Brownsburg, Ind./IMG Academy
70	Chandler Marston ^ *	OL	6-3	322	Fr.	RS	Cincinnati, Ohio/Oak Hills

No.	Name	Pos.	Ht.	Wt.	Cl.	Ex.	Hometown/High School/Last School
53	Tyler McGarr #	OL	6-4	284	Fr.	HS	Hamilton, Ga./Harris County
2	Mekale McKay	WR	6-5	210	Sr.	2L	Louisville, Ky./Moore/Arkansas
33	Jaylyn Minor	LB	6-1	241	So.	JC	Navasota, Texas/Navasota/Tyler JC
52	Keith Minor *	DT	6-4	271	Fr.	RS	Tyler, Texas/Chapel Hill
15	Chris Moore *	WR	6-2	203	Sr.	3L	Tampa, Fla./Thomas Jefferson
8	Hayden Moore *	QB	6-3	205	Fr.	RS	Clay, Ala./Clay-Chalkville
25	Max Morrison *	WR	6-1	182	Sr.	3L	Kenton, Ohio/Kenton
48	Kevin Mouhon *	LB	6-1	242	Fr.	RS	Norcross, Ga./Norcross
92	Silverberry Mouhon *	DL	6-3	255	Sr.	3L	Norcross, Ga./Norcross
30	Chris Murphy *	CB	5-11	189	Fr.	RS	Marietta, Ga./Lassiter/Arkansas
51	Delonte Murray	OL	6-5	334	Jr.	JC	Burtonsville, Md./Springbrook/Lackawanna
74	Justin Murray *	OL	6-5	304	Sr.	2L	Cincinnati, Ohio/Sycamore
82	Braxton Neal #	WR	6-3	179	Fr.	HS	Cincinnati, Ohio/Lakota West
66	David Niehaus ^ *	OL	6-1	295	So.	SQ	Cincinnati, Ohio/Colerain
97	Norman Oglesby	DT	5-11	265	Fr.	HS	Indianapolis, Ind./Ben Davis
99	Alex Pace *	DT	6-2	295	Jr.	1L	Cleveland, Ohio/Ginn Academy
34	Josh Pasley	K	6-0	193	Jr.	JC	Lenexa, Kan./DeSoto/Highland CC
9	Leviticus Payne	CB	5-9	191	Sr.	3L	Southfield, Mich./Southfield
14	JJ Pinckney *	CB	6-3	188	Fr.	RS	Sylvania, Ohio/Southview
65	Idarius Ray	OL	6-6	312	Jr.	JC	Amarillo, Texas/Palo Duro/LA Valley
32	Linden Stephens	CB	6-0	180	So.	1L	Euclid, Ohio/Euclid/Fork Union Military
64	Will Steur ^ *	OL	6-4	301	So.	SQ	Cincinnati, Ohio/Madeira
79	Ryan Stout *	OL	6-6	285	Fr.	RS	Sylvania, Ohio/Southview
27	Alex Thomas *	CB	6-1	170	Fr.	RS	Lauderdale Lakes Fla./Chaminade Madonna
50	Sione Tongamoa *	DT	6-1	287	Jr.	JC	N. Hollywood, Calif./Polytechnic/Merced College
12	Ross Trail	QB	6-3	209	Fr.	HS	Wynne, Ark./Wynne
5	Mike Tyson	S	6-2	206	Jr.	2L	Norfolk, Va./Lake Taylor/Hargrave Military
47	Jon Vincent ^ *	LS	6-1	219	So.	SQ	Loveland, Ohio/Loveland
19	Shaq Washington *	WR	5-9	179	Sr.	3L	Maple Hts., Ohio/Maple Hts.
58	Chad West *	OL	6-6	295	Sr.	2L	Perry, Ohio/Perry
4	Hosey Williams *	RB	5-9	202	Sr.	1L	Miami, Fla./Southridge/ASA College
61	Kirk Willis ^ *	LS	6-2	242	Sr.	3L	Granville, Ohio/Granville
23	Eric Wilson *	LB	6-2	219	Jr.	1L	Redford, Mich./Thurston/Northwestern
56	Mark Wilson *	DE	6-3	246	So.	1L	Hampton, Va./Phoebebus
8	Adrian Witty ^ #	CB	5-10	192	Sr.	3L	Deerfield Beach, Fla./Deerfield Beach
95	Bryan Wright	DE	6-3	238	Fr.	HS	New Castle, Del./Jireh Prep
+ 10	Luke Wright ^ *	QB	6-4	204	Fr.	RS	Atlanta, Ga./Holy Innocents' Episcopal

+- Double Number; ^- Walk-On; \*- Has utilized redshirt year; # - Injured; %- Not eligible due to NCAA transfer regulations.



# 2015 UNIVERSITY OF CINCINNATI FOOTBALL

## NUMERICAL ROSTER

No.	Name	Pos.	Ht.	Wt.	Cl.	Ex.	Hometown/High School/Last School
1	Kahlil Lewis	WR	6-0	197	Fr.	HS	Miami, Fla./Mirimar
+ 2	Tyrell Gilbert *	S	6-1	195	Fr.	RS	Lincoln Hts., Ohio/Princeton
+ 2	Mekale McKay	WR	6-5	210	Sr.	2L	Louisville, Ky./Moore/Arkansas
+ 3	Christian Angulo	CB	6-2	183	Fr.	HS	Gibsonston, Fla./East Bay
+ 3	Johnny Holton Jr.	WR	6-2	191	Sr.	1L	Miami, Fla./Coconut Grove/College of Dupage
+ 4	Zach Edwards	S	6-1	200	Jr.	2L	Middletown, Ohio/Middletown
+ 4	Hosey Williams *	RB	5-9	202	Sr.	1L	Miami, Fla./Southridge/ASA College
+ 5	Mike Boone	RB	5-10	201	So.	1L	Macclenny, Fla./Baker County
+ 5	Mike Tyson	S	6-2	206	Jr.	2L	Norfolk, Va./Lake Taylor/Hargrave Military
7	Tion Green *	RB	6-0	230	Jr.	2L	Sanford, Fla./Lake Brantley
+ 8	Hayden Moore *	QB	6-3	205	Fr.	RS	Clay, Ala./Clay-Chalkville
+ 8	Adrian Witty * #	CB	5-10	192	Sr.	3L	Deerfield Beach, Fla./Deerfield Beach
9	Leviticus Payne	CB	5-9	191	Sr.	3L	Southfield, Mich./Southfield
+ 10	Desmond Johnson ^	CB	6-0	175	Fr.	HS	Marysville, Ohio/Marysville
+ 10	Luke Wright ^ *	QB	6-4	204	Fr.	RS	Atlanta, Ga./Holy Innocents' Episcopal
11	Gunner Kiel *	QB	6-4	213	Jr.	1L	Columbus, Ind./East/Notre Dame
+ 12	Jarred Evans	CB	6-1	190	Sr.	SQ	Queens, N.Y./West High/Santa Barbara CC
+ 12	Ross Trail	QB	6-3	209	Fr.	HS	Wynne, Ark./Wynne
+ 13	Grant Coleman ^ #	CB	6-0	171	Jr.	2L	Columbus, Ohio/Reynoldsburg
+ 14	Sam Fette ^	QB	6-0	200	Fr.	HS	Lawrenceburg, Ind./Lawrenceburg
+ 14	JJ Pinckney *	CB	6-3	188	Fr.	RS	Sylvania, Ohio/Southview
+ 15	Sheldon Doss ^	S	6-1	197	Fr.	HS	Detroit, Mich./UD Jesuit
+ 15	Chris Moore *	WR	6-2	203	Sr.	3L	Tampa, Fla./Thomas Jefferson
16	Andrew Gantz *	K	5-9	170	So.	1L	Dayton, Ohio/Centerville
+ 17	Matthew Draper	LB	6-0	213	Fr.	HS	South Euclid, Ohio/Brush
+ 17	Tshumbi Johnson Jr. *	WR	5-11	183	So.	SQ	Immokalee, Fla./Immokalee
18	Tyler Cogswell *	TE	6-5	254	So.	SQ	Coral Springs, Fla./American Heritage
19	Shaq Washington *	WR	5-9	179	Sr.	3L	Maple Hts., Ohio/Maple Hts.
20	Carter Jacobs	S	6-1	196	So.	1L	Fort Lauderdale, Fla./American Heritage
23	Eric Wilson *	LB	6-2	219	Jr.	1L	Redford, Mich./Thurston/Northwestern
+ 24	Taylor Boose	RB	6-0	200	Fr.	HS	Clifton, Va./Centreville
+ 24	Malik Clements	S	6-0	193	Fr.	HS	Danville, Va./George Washington
25	Max Morrison *	WR	6-1	182	Sr.	3L	Kenton, Ohio/Kenton
+ 26	Chad Banschbach ^ *	RB	5-9	200	So.	1L	Lawrenceburg, Ind./Lawrenceburg
+ 26	Sam Geraci *	P	6-4	222	So.	1L	Cincinnati, Ohio/Moeller
27	Alex Thomas *	CB	6-1	170	Fr.	RS	Lauderdale Lakes Fla./Chaminade Madonna
29	Andre Jones *	S	6-1	210	Jr.	2L	Cincinnati, Ohio/Colerain
30	Chris Murphy *	CB	5-11	189	Fr.	RS	Marietta, Ga./Lassiter/Arkansas
32	Linden Stephens	CB	6-0	180	So.	1L	Euclid, Ohio/Euclid/Fork Union Military
33	Jaylyn Minor	LB	6-1	241	So.	JC	Navasota, Texas/Navasota/Tyler JC
+ 34	Joshuwa Holloman #	RB	5-11	188	Fr.	HS	Auburn Hills, Mich./Avondale
+ 34	Josh Pasley	K	6-0	193	Jr.	JC	Lenexa, Kan./DeSoto/Highland CC
38	Mason Antoun ^ *	DE	6-1	237	Sr.	1L	Cincinnati, Ohio/Reading
40	Kevin Brown	LB	6-1	226	Sr.	3L	Indianapolis, Ind./Lawrence Central
41	Kevin Hyland ^ *	LB	6-2	236	Sr.	2L	Cincinnati, Ohio/Elder
42	Antonio Kinard	LB	6-4	220	Jr.	JC	Youngstown, Ohio/Liberty/Arizona Western
44	Marquise Copeland	DE	6-3	260	Fr.	HS	Bedford, Ohio/Bedford
45	Bryce Jenkinson	LB	6-1	235	Fr.	HS	Greenville, Ohio/Greenville
+ 47	Landon Brazile *	DE	6-5	238	Fr.	RS	Dayton, Ohio/Thurgood Marshall
+ 47	Jon Vincent ^ *	LS	6-1	219	So.	SQ	Loveland, Ohio/Loveland
48	Kevin Mouhon *	LB	6-1	242	Fr.	RS	Norcross, Ga./Norcross
50	Sione Tongamoa *	DT	6-1	287	Jr.	JC	N. Hollywood, Calif./Polytechnic/Merced College
+ 51	Kimoni Fitz *	DE	6-3	243	Fr.	RS	Ringgold, Va./Dan River
+ 51	Delonte Murray	OL	6-5	334	Jr.	JC	Burtonsville, Md./Springbrook/Lackawanna
+ 52	Reed Armagost	OT	6-7	238	Fr.	HS	Gainesville, Fla./Gainesville
+ 52	Keith Minor *	DT	6-4	271	Fr.	RS	Tyler, Texas/Chapel Hill
+ 53	Franklin Brusciannelli ^ *	LB	6-0	234	Jr.	SQ	Woodridge, Ill./Montini Catholic
+ 53	Tyler McGarr #	OL	6-4	284	Fr.	HS	Hamilton, Ga./Harris County
54	Luke Callahan *	OL	6-5	289	Fr.	RS	Powell, Ohio/Olentangy Liberty
+ 55	Caleb Ashworth	DE	6-3	240	Fr.	HS	Dry Fork, Va./Tunstall
56	Mark Wilson *	DE	6-3	246	So.	1L	Hampton, Va./Phoebus


No.	Name	Pos.	Ht.	Wt.	Cl.	Ex.	Hometown/High School/Last School
+ 57	Trevor Ginn ^ *	LB	6-0	205	So.	SQ	Cincinnati, Ohio/Elder
+ 57	Morgan James	OL	6-6	290	Fr.	HS	Highland, Mich./Lakeland
58	Chad West *	OL	6-6	295	Sr.	2L	Perry, Ohio/Perry
59	Deyshawn Bond *	OL	6-1	291	Jr.	2L	Indianapolis, Ind./Warren Central
61	Kirk Willis ^ *	LS	6-2	242	Sr.	3L	Granville, Ohio/Granville
64	Will Steur ^ *	OL	6-4	301	So.	SQ	Cincinnati, Ohio/Madeira
65	Idarius Ray	OL	6-6	312	Jr.	JC	Amarillo, Texas/Palo Duro/LA Valley
66	David Niehaus ^ *	OL	6-1	295	So.	SQ	Cincinnati, Ohio/Colerain
68	Jeff Duncan ^ *	OL	6-5	302	Fr.	RS	Kettering, Ohio/Fairmount
70	Chandler Marston ^ *	OL	6-3	322	Fr.	RS	Cincinnati, Ohio/Oak Hills
71	Korey Cunningham *	OL	6-6	305	So.	1L	Montevallo, Ala./Montevallo
72	Garrett Campbell ^ *	OL	6-6	312	So.	SQ	Cincinnati, Ohio/St. Xavier
73	Ryan Leahy *	OL	6-6	292	Jr.	2L	Cincinnati, Ohio/LaSalle
74	Justin Murray *	OL	6-5	304	Sr.	2L	Cincinnati, Ohio/Sycamore
75	Chris Ferguson *	OL	6-5	295	Fr.	RS	Nassau, Bahamas/Lake Nona
76	Evan Mallory	OL	6-5	318	Fr.	HS	Brownsburg, Ind./IMG Academy
+ 77	Beau Harmon ^	DT	6-3	295	So.	SQ	Bellefontaine, Ohio/Ben Logan
+ 77	John Kurtz *	OL	6-5	290	Fr.	RS	Louisville, Ky./St. Xavier
78	Parker Ehinger *	OL	6-7	318	Sr.	3L	Rockford, Mich./Rockford
79	Ryan Stout *	OL	6-6	285	Fr.	RS	Sylvania, Ohio/Southview
80	Alex Chisum *	WR	6-3	200	Sr.	3L	Fayetteville, Ga./Sandy Creek
81	DJ Dowdy *	TE	6-4	248	Jr.	2L	Akron, Ohio/North
82	Braxton Neal #	WR	6-3	179	Fr.	HS	Cincinnati, Ohio/Lakota West
83	Josiah Deguara #	TE	6-3	221	Fr.	HS	Folsom, Calif./Folsom
84	Nate Cole *	WR	6-1	202	Jr.	2L	Memphis, Tenn./Mitchell
85	Brayden Beard ^ #	WR	5-8	180	Fr.	HS	Fredricksburg, Texas/IMG Academy
86	Tyler Lyon ^ *	DL	6-4	197	Fr.	RS	Newport, Ky./Newport Catholic
89	Jake Elfers ^ *	TE	6-4	229	Fr.	RS	Cincinnati, Ohio/Loveland
90	Hakeem Allonce *	DT	6-4	309	Jr.	JC	Brooklyn, N.Y./Eleanor Roosevelt/Pierce CC
92	Silverberry Mouhon *	DL	6-3	255	Sr.	3L	Norcross, Ga./Norcross
94	Chris Burton *	DT	6-2	290	So.	1L	Danville, Va./George Washington
95	Bryan Wright	DE	6-3	238	Fr.	HS	New Castle, Del./Jireh Prep
96	Cortez Broughton *	DT	6-2	297	Fr.	RS	Warner Robins, Ga./Veterans
+ 97	Ryan Jones ^	K	5-10	170	Fr.	HS	New Castle, Ind./New Castle
+ 97	Norman Oglesby	DT	5-11	265	Fr.	HS	Indianapolis, Ind./Ben Davis
98	Lyndon Johnson	DE	6-6	277	Jr.	JC	West Point, Miss./West Point/Holmes CC
99	Alex Pace *	DT	6-2	295	Jr.	1L	Cleveland, Ohio/Ginn Academy

-- Double Number; ^- Walk-On; \*- Has utilized redshirt year; # - Injured; %- Not eligible due to NCAA transfer regulations.

2015 UNIVERSITY OF CINCINNATI FOOTBALL																							
DEPTH CHART																							
OFFENSE						DEFENSE						SPECIAL TEAMS											
LT	78	Parker Ehinger *	6-7	318	Sr.	DE	44	Marquise Copeland	6-3	260	Fr.	LS	61	Kirk Willis ^ *	6-2	242	Sr.	H	26	Sam Geraci *	6-4	222	So.
	71	Korey Cunningham *	6-6	305	So.		51	Kimoni Fitz *	6-3	243	r-Fr.		47	Jon Vincent ^ *	6-1	219	So.		20	Carter Jacobs	6-1	196	So.
LG	65	Idarius Ray	6-6	312	Jr.		DT	96	Cortez Broughton *	6-2	297	r-Fr.	K	16	Andrew Gantz *	5-9	170	So.	KO	16	Andrew Gantz *	5-9	170
	51	Delonte Murray	6-5	334	Jr.	50		Sione Tongamoa *	6-1	287	Jr.	34		Josh Pasley	6-0	193	Jr.	97		Ryan Jones ^	5-10	170	Fr.
C	59	Deyshawn Bond *	6-1	291	Jr.	DT	99	Alex Pace *	6-2	295	Jr.	P	26	Sam Geraci *	6-4	222	So.	KR	5	Mike Boone	5-10	201	So.
	66	David Niehaus ^ *	6-1	295	So.		94	Chris Burton	6-2	290	So.		16	Andrew Gantz *	5-9	170	So.		7	Tion Green *	6-0	230	Jr.
RG	73	Ryan Leahy *	6-6	292	Jr.	DE	92	Silverberry Mouhon *	6-3	255	Sr.	PR	19	Shaq Washington *	5-9	179	Sr.	PRO·NUN·SEE·A·SHUNS	<div>Hakeem Allonceha-keem ah-lohnce</div> <div>Chad Banschbachbonch-bock</div> <div>Landon BrazilleBRA-zil</div> <div>Cortez Broughtonbraw-ton</div> <div>Franklin Bruscianellibrew-shuh-nel-eee</div> <div>Marquise Copelandmar-KEES</div> <div>Parker Ehingeranger</div> <div>Kimoni Fitzkuh-mah-nee</div> <div>Sam Geracijer-a-see</div> <div>Tion GreentEE-on</div> <div>Tyrell GilbertTIE-rel</div> <div>Tshumbi JohnsonTA-shum-bee</div> <div>Gunner Kielkeel</div> <div>Mekale McKaymuh-KALE muh-KAY</div> <div>Kevin &amp; Silverberry MouhonMOO-hon</div> <div>Sione Tongamoasee-OH-ney ton-gah-mo-ah</div> <div>Davon WitherspoonDUH-von</div> <div>Hosey Williams</div> <div>ho-ZAY</div>				
	72	Garrett Campbell ^ *	6-6	312	So.		47	Landon Brazile *	6-5	238	r-Fr.		25	Max Morrison *	6-1	182	Sr.						
RT	74	Justin Murray *	6-5	304	Sr.	WLB	23	Eric Wilson *	6-2	219	Jr.	MLB	45	Bryce Jenkinson	6-1	235	Fr.						
	58	Chad West *	6-6	295	Sr.		40	Kevin Brown	6-1	226	Sr.		33	Jaylyin Minor	6-1	241	So.						
TE	81	DJ Dowdy *	6-4	248	Jr.	SLB	9	Leviticus Payne	5-9	191	Sr.	CB	32	Linden Stephens	6-0	180	So.						
	18	Tyler Cogswell *	6-5	254	So.		5	Mike Tyson	6-2	206	Jr.		12	Jarred Evans	6-1	190	Sr.						
WR	25	Max Morrison *	6-1	182	Sr.	S	2	Tyrell Gilbert *	6-1	195	r-Fr.	S	4	Zach Edwards	6-1	200	Jr.						
	1	Khalil Lewis	6-0	197	Fr.		20	Carter Jacobs	6-1	196	So.		24	Malik Clements	6-0	193	Fr.						
WR	17	Tshumbi Johnson Jr. *	5-11	183	So.	CB	14	JJ Pinckney *	6-3	188	r-Fr.	CB	14	JJ Pinckney *	6-3	188	r-Fr.						
	-or- 2	Mekale McKay	6-5	210	Sr.		17	Tshumbi Johnson Jr.	5-11	183	So.		17	Tshumbi Johnson Jr.	5-11	183	So.						
WR	19	Shaq Washington *	5-9	179	Sr.	S	4	Zach Edwards	6-1	200	Jr.	S	4	Zach Edwards	6-1	200	Jr.						
	84	Nate Cole *	6-1	202	Jr.		20	Carter Jacobs	6-1	196	So.		24	Malik Clements	6-0	193	Fr.						
WR	15	Chris Moore *	6-2	203	Sr.	S	4	Zach Edwards	6-1	200	Jr.	CB	14	JJ Pinckney *	6-3	188	r-Fr.						
	-or- 80	Alex Chisum *	6-3	200	Sr.		24	Malik Clements	6-0	193	Fr.		17	Tshumbi Johnson Jr.	5-11	183	So.						
QB	8	Hayden Moore *	6-3	205	r-Fr.	CB	14	JJ Pinckney *	6-3	188	r-Fr.	CB	14	JJ Pinckney *	6-3	188	r-Fr.						
	10	Luke Wright ^ *	6-4	204	r-Fr.		17	Tshumbi Johnson Jr.	5-11	183	So.		17	Tshumbi Johnson Jr.	5-11	183	So.						
RB	7	Tion Green *	6-0	230	Jr.	* - has used redshirt year; ^ - walk-on																	
	-or- 4	Hosey Williams *	5-9	202	Sr.																		
	-or- 5	Mike Boone	5-10	201	So.																		
	26	Chad Banschbach ^ *	5-9	200	So.																		
NUMERICAL ROSTER (PROJECTED TRAVEL SQUAD ONLY)																							
NO.	NAME		POS.		NO.	NAME		POS.		NO.	NAME		POS.		NO.	NAME		POS.					
	1	Kahlil Lewis	WR		23	Eric Wilson *	LB			+ 51	Kimoni Fitz *	DE			94	Chris Burton *	DT						
+ 2	2	Tyrell Gilbert *	S		+ 24	Malik Clements	S			+ 51	Delonte Murray	OL			96	Cortez Broughton *	DT						
+ 2	2	Mekale McKay	WR		25	Max Morrison *	WR			53	Franklin Bruscianelli ^ *	LB			+ 97	Ryan Jones ^	K						
	3	Johnny Holton Jr.	WR		+ 26	Chad Banschbach ^ *	RB			54	Luke Callahan *	OL			+ 97	Norman Oglesby	DT						
+ 4	4	Zach Edwards	S		+ 26	Sam Geraci *	P			56	Mark Wilson *	DE			98	Lyndon Johnson	DE						
+ 4	4	Hosey Williams *	RB		27	Alex Thomas *	CB			58	Chad West *	OL			99	Alex Pace *	DT						
+ 5	5	Mike Boone	RB		29	Andre Jones *	S			59	Deyshawn Bond *	OL											
+ 5	5	Mike Tyson	S		30	Chris Murphy *	CB			61	Kirk Willis ^ *	LS											
	7	Tion Green *	RB		32	Linden Stephens	CB			64	Will Steur ^ *	OL											
+ 8	8	Hayden Moore *	QB		33	Jaylyin Minor	LB			65	Idarius Ray	OL											
	9	Leviticus Payne	CB		34	Josh Pasley	K			66	David Niehaus ^ *	OL											
	10	Luke Wright ^ *	QB		38	Mason Antoun ^ *	DE			71	Korey Cunningham *	OL											
	12	Jarred Evans	CB		40	Kevin Brown	LB			72	Garrett Campbell ^ *	OL											
	13	Grant Coleman ^	CB		41	Kevin Hyland ^ *	LB			73	Ryan Leahy *	OL											
	14	JJ Pinckney *	CB		42	Antonio Kinard	LB			74	Justin Murray *	OL											
	15	Chris Moore *	WR		44	Marquise Copeland	DE			78	Parker Ehinger *	OL											
	16	Andrew Gantz *	K		45	Bryce Jenkinson	LB			79	Ryan Stout *	OL											
	17	Tshumbi Johnson Jr. *	WR		+ 47	Landon Brazile *	DE			80	Alex Chisum *	WR											
	18	Tyler Cogswell *	TE		+ 47	Jon Vincent ^ *	LS			81	DJ Dowdy *	TE											
	19	Shaq Washington *	WR		48	Kevin Mouhon *	LB			84	Nate Cole *	WR											
	20	Carter Jacobs	S		50	Sione Tongamoa *	DT			92	Silverberry Mouhon *	DL											
																+ - double number; * - has used redshirt year; ^ - walk-on							



# HEAD COACH TOMMY TUBERVILLE



THIRD SEASON AT CINCINNATI • 20TH SEASON OVERALL (155-90/.633) • SOUTHERN ARKANSAS '76

**T**ommy Tuberville, a 19-year head coaching veteran, was named the 41st football head coach at the University of Cincinnati on Dec. 8, 2012.

Tuberville, widely regarded as one of the top coaches and recruiters in college football, holds a career mark of 155-90. In his first two seasons at UC, he led the Bearcats to an 18-8 record, a 2014 American Athletic Conference Football Championship and two bowl appearances.

UC finished out its 2014 campaign with a 9-4 record, an American Athletic Conference Championship and a matchup against Virginia Tech in the 2014 Military Bowl.

Cincinnati rebounded from a 2-3 start and finished the regular season 9-3 on a seven-game winning streak with a share of the conference crown. The Bearcats placed seven student-athletes on the all-conference team.

UC had the most prolific offense in school history in 2013, as the Bearcats led the American Athletic Conference in total offense (472.1) and rushing offense (168.3) with the offense totaling a school-record 6,137 yards. The defense was one of the best in the country, ranking in the top 10 nationally in both rushing defense (6th, 104.5 ypg) and total defense (9th, 315.6 ypg). UC was also among the top 30 in 10 of the 11 primary defensive categories tracked in the national stats, including 14th in scoring defense (21.0 ppg). Nine student-athletes were tabbed with all-conference accolades.

Tuberville's team got it done in the classroom as well. UC posted a team GPA of 2.989 in the winter of 2014, with 55 student-athletes achieved a 3.0 or higher GPA, with 20 Bearcats on the Dean's List for achieving a 3.4 GPA or above.

He came to UC after three years at Texas Tech, where he led the Red Raiders to a 20-17 mark and a pair of bowl appearances.

He coached one of the nation's best offenses in 2012 as the Red Raiders finished the regular season ranked No. 2 in passing offense (361.9 ypg), No. 7 in passing efficiency (157.51 rtg), No. 21 in total offense (501.4 ypg) and No. 16 in scoring offense, averaging 37.8 points per game.

Texas Tech was one of the nation's most improved defenses in 2012, ranking No. 22 in pass defense and surrendering less than 200 yards passing per game (195.8). That defense held than No. 5/4 West Virginia, one of the nation's most prolific offenses, to its lowest point total of the 2012 season in a 59-14 Red Raiders win.

In 10 seasons at Auburn (1999-2008), Tuberville led the Tigers to 85 overall wins, which ranks fourth in school history. Tuberville led Auburn to seven-straight bowl appearances, including New Year's Day bowl games in four of those years.

In 2004, Tuberville led Auburn to its best season ever as the Tigers won a school-record 13 games and captured the SEC Championship and the NOKIA Sugar Bowl title. Auburn won its first conference title since 1989, including its first outright championship since 1987. Auburn defeated five top 15 teams, becoming just the 10th NCAA Division I-A team to finish 13-0 or better. The Tigers earned their first ever berth in a Bowl Championship Series game and defeated Virginia Tech, 16-13 in the Sugar Bowl. For his efforts, Tuberville was named the AFCA, Associated Press, Paul "Bear" Bryant, FCA, SEC and Walter Camp Coach of the Year.

Tuberville built an Auburn program that excelled both on and off the field. Players flourished under Tuberville's guidance as Auburn earned 36 first-team All-Southeastern Conference awards, eight All-America honors, 26 SEC All-Freshmen accolades, 57 SEC Player of the Week honors, two SEC Player of the Year awards, two Jacobs Awards and one Most Valuable Player of the SEC Championship game.

Coaching stops at perennial college football powers University of Miami and Texas A&M and a four-year head coaching stint at the University of Mississippi gave him the background in building and maintaining a successful program.

During his time at Miami (1986-93) serving on the staffs of Jimmy Johnson and Dennis Erickson, Tuberville was a defensive coach on teams which won three national championships, posted an 87-9 record and played in eight consecutive New Year's Day bowls.

Tuberville began his collegiate coaching career at Arkansas State in 1980, coaching various segments of the Indians' defense over the next five seasons. During a five-year stay at Arkansas State, Tuberville coached defensive backs, nose guards and linebackers. During his final year at ASU, the Indians advanced to the second round of the NCAA Division I-AA playoffs.

He began his coaching career at Hermitage (Ark.) High School where he spent two years as an assistant and two as a head coach. After three straight four-win seasons, Tuberville guided HHS to a 7-3 mark in 1979 before moving to Arkansas State.

During the 2015 season, Tuberville is serving as the president of the American Football Coaches Association. He is a long time member of the AFCA's Board of Trustees. For his numerous achievements during his career, he was inducted into the Arkansas Sports Hall of Fame in February, 2008.

A longtime supporter of the military, Tuberville has strong ties to the Wounded Warrior Project, hosting several games in recent years to benefit injured veterans.

In May 2008, he participated in the inaugural Armed Forces Entertainment Coaches Tour in the Middle East with fellow college coaches Mark Richt of Georgia, Randy Shannon of Miami (Fla.), Jack Siedlecki of Yale and Charlie Weis of Notre Dame.

With a mission to help boost troop morale, the six-day tour made stops at military bases in Germany, Qatar, Bahrain, United Arab Emirates and a visit to the USS Nassau in the Persian Gulf.

In 2013, Tuberville started the Tommy Tuberville Foundation to recognize and support organizations and causes that connect with the beliefs and values of the Tuberville family.

The foundation's motto is Attitude For Life and it will help build homes for members of our military who are recipients of the Purple Heart Medal. Through a supportive alliance with Purple Heart Homes, the foundation will ensure these veterans, particularly in Ohio and Indiana, are remembered and have a home that meets their physical needs.

A 1976 graduate of Southern Arkansas University, Tuberville was a letterman at free safety and a two-year member of the golf team at SAU. He is a 1972 graduate of Harmony Grove High School in Camden, Ark.

Tuberville is married to the former Suzanne Fette of Guilford, Ind. They are the parents of two sons, Thomas Tucker, a walk-on QB at Auburn, and Troy Allen, a student at UC.

## THE TUBERVILLE FILE

### PLAYING CAREER

1972-76	Southern Arkansas (Free Safety; Golf Team member)
1968-72	Harmony Grove High School (Camden, Ark.)

### COACHING CAREER

Year	School	Position
1980-84	Arkansas State	Defensive Line/Linebackers
1986-92	Miami (Fla.)	Defensive Line/Linebackers
1993	Miami (Fla.)	Defensive Coordinator
1994	Texas A&M	Defensive Coordinator
1995-98	Ole Miss	Head Coach
1999-08	Auburn University	Head Coach
2010-12	Texas Tech University	Head Coach
2013-	Cincinnati	Head Coach

### CHAMPIONSHIPS

Year	School	Championship
1987	Miami (Fla.)	National
1989	Miami (Fla.)	National
1991	Miami (Fla.)	National/BIG EAST
1992	Miami (Fla.)	BIG EAST
2000	Auburn	SEC West
2002	Auburn	SEC West
2004	Auburn	SEC
2005	Auburn	SEC West
2014	Cincinnati	American

### BOWLS COACHED IN

Year	School	Bowl
1986	Miami (Fla.)	Fiesta
1987	Miami (Fla.)	Orange
1988	Miami (Fla.)	Orange
1989	Miami (Fla.)	Sugar
1990	Miami (Fla.)	Cotton
1991	Miami (Fla.)	Orange
1992	Miami (Fla.)	Sugar
1993	Miami (Fla.)	Fiesta
1997	Ole Miss	Motor City
1998	Ole Miss	Independence
2000	Auburn	Citrus
2001	Auburn	Peach
2002	Auburn	Capital One
2003	Auburn	Music City
2004	Auburn	Sugar
2005	Auburn	Capital One
2006	Auburn	Cotton
2007	Auburn	Chick-fil-A
2010	Texas Tech	TicketCity.com
2012	Texas Tech	Meineke Car Care of Texas
2013	Cincinnati	Belk
2014	Cincinnati	Military

## PERSONAL INFORMATION



**Birthdate:** September 18, 1954  
**Hometown:** Camden, Ark.  
**Wife:** The former Suzanne Fette of Guilford, Ind.  
**Children:** Thomas Tucker, Troy Allen  
**Education:** Southern Arkansas (B.S., 1976)

## TUBERVILLE'S HEAD COACHING RECORD

Year	School	Conference	Overall
1995-98	Ole Miss	12-20	25-20
1999-08	Auburn	51-29	85-40
2010-12	Texas Tech	9-17	20-17
2013-	Cincinnati	17-7	25-13
<b>TOTALS</b>		<b>89-73 (.534)</b>	<b>155-90 (.633)</b>

ASSISTANT COACHES & SUPPORT STAFF



## ROBERT PRUNTY

ASSOCIATE HEAD COACH/CO-DC/DE • THIRD YEAR • ALABAMA A&M '88

Prunty joined the football staff in January 2013 as the associate head coach and defensive ends coach. He added the responsibility of co-defensive coordinator following the 2013 campaign. He came to UC after three seasons at Texas Tech. A former head coach at both Hargrave Military Academy and Gretna High School, Prunty has been recognized as one of the nation's best recruiters. A Chatham, Va., native, Prunty and his wife Kimberly have a son, Robert Prunty Jr., and a daughter Gabrielle.



## EDDIE GRAN

OFFENSIVE COORDINATOR/RUNNING BACKS • THIRD YEAR • CAL LUTHERAN '87

Gran returned to Clifton as the Bearcats' offensive coordinator and running backs coach in 2013 after serving as UC's wide receivers coach from 1992-93. His 28 seasons in the college ranks includes stops from coast-to-coast. He spent 15 seasons as a running backs coach and special teams coordinator in the SEC and ACC, including 10 years at Auburn, followed by stops at Tennessee and Florida State. Gran has four daughters, Bently, Dillan, Sydney and Lucy Grace.



## STEVEN CLINKSCALE

CO-DEFENSIVE COORDINATOR/DEFENSIVE BACKS • THIRD YEAR • ASHLAND '00

Clinkscale joined the University of Cincinnati staff in February 2013. Clinkscale came to Cincinnati after a year coaching the cornerbacks at Illinois. During his year at Illinois, the Illini ranked in the Top-20 nationally in pass defense. He joined the Illini staff after spending three seasons at Toledo, including the last two as the cornerbacks coach and special teams coordinator. A native of Youngstown, Ohio, Clinkscale and his wife, Jasena, have four sons: Isaiah, Elijah, and twins, Zion and Zivon.



## TY LINDER

SPECIAL TEAMS COORDINATOR • FIRST YEAR • TEXAS TECH '08

Linder, who previously worked for UC Head Coach Tommy Tuberville from 2010-11 at Texas Tech, joins the Bearcats staff after a year as the graduate assistant/special teams coordinator at TCU. He spent four seasons on the Texas Tech staff coaching tight ends and special teams while a graduate assistant. He played on four bowl teams at Tech, lettering at OLB in 2006 and 2007. Linder and his wife, the former Kelly Kyger, live in Cincinnati.



## DARIN HINSHAW

PASSING GAME COORDINATOR/QUARTERBACKS • THIRD YEAR • UCF '93

Hinshaw joined the University of Cincinnati staff in 2013 as the passing game coordinator and quarterbacks coach. A record-setting quarterback during his playing days at UCF, Hinshaw came to UC after three seasons at Tennessee, working with the quarterbacks from 2010-11 before moving over to the wide receivers and serving as the recruiting coordinator in 2012. A Punta Gorda, Fla. native, Hinshaw and his wife, Pam, have four children: daughters Sydney, Hayley and Carley; and son Darin Jr.



## DARREN HILLER

OFFENSIVE LINE • THIRD YEAR • WEST TEXAS A&M '95

Hiller joined the UC football coaching staff in January 2013 and mentors the offensive line. He is in his 21st season of coaching and came to UC after a year at Nevada in the same position. Hiller came to Nevada after a successful decade-long run at Arkansas State, where the Red Wolves racked up a pair of conference championships. Born in Fremont, Calif., he is married to the former Tracie Lenhart of Lubbock, Texas, and they have two daughters, Hailey and Aubrey, and one son, Colton.



## KENNY INGRAM

DEFENSIVE TACKLES • FIRST YEAR • ARKANSAS STATE '99

Ingram enters his first season as the University of Cincinnati football squad's defensive tackles coach. He came to UC after spending two seasons as the director of player development at Auburn. Ingram made previous coaching stops at Arkansas State, Memphis and Tennessee State and also had a stint as a successful high school coach in his hometown of Memphis. Ingram and his wife, Carla have five children: Kendrien, Taylor, Kameron, and twins Kennedy and Karleigh.



## JEFF KOONZ

LINEBACKERS • SECOND YEAR • AUBURN '04


Koonz enters his second season on the University of Cincinnati football staff, coaching the safeties. Koonz, a former graduate assistant for UC head coach Tommy Tuberville at Auburn in 2004, comes to UC after four years coaching the linebackers at Louisiana Tech. Koonz previously served as a defensive quality control assistant at Texas. A 2004 Auburn graduate. Koonz married the former Maura McDermott in July 2011 and the couple has a daughter, Mary Margaret and a son Jameson Jeffrey.



## BLAKE ROLAN

WIDE RECEIVERS • THIRD YEAR • LOUISVILLE '05

Rolan joined the University of Cincinnati football staff as the wide receivers coach in 2013. Rolan came to UC after spending the 2010-12 seasons at Tennessee as an offensive intern. Rolan spent the 2009 season tutoring running backs at the University of West Georgia. He played collegiality at Middle Tennessee State at quarterback and tight end from 2000-03. Rolan is married to the former Bennett Sumner. They have a son, Houston and daughter Elizabeth Reed.




## JOE WALKER

STRENGTH & CONDITIONING • THIRD YEAR • LOCK HAVEN '02

Joe Walker joined the UC football staff in December of 2012 as the director of football strength and conditioning after three years in the same role at Texas Tech University under current UC head coach Tommy Tuberville. Walker joined the Red Raiders in 2010 after spending two seasons as an assistant strength coach at Auburn. He and his wife Lauren have three sons, Caden, Colby and Caleb.

SUPPORT STAFF



**KENYON BLUE**  
GRAD. ASSISTANT, DEF.



**GREG BRUNER**  
DIRECTOR OF RECRUITING



**AUSTEN BLUNOCH**  
QUALITY CONTROL, OFF.



**JENA BUSHELMAN**  
ADMIN. ASST., RECRUITING



**KHOENY DOLISCA**  
ASST. DIRECTOR, EQUIP.



**LUKE GOODWIN**  
GRAD. ASSISTANT, DEF.



**NICK GRIMES**  
GRAD. ASST. OFF./TE



**ANDREW HAYNES**  
ASST. DIRECTOR, EQUIP.



**REID KAGY**  
ASST. STRENGTH & COND.



**BOB MANGINE**  
ASSOC. AD/SPORTS MED.



**SHERRY MURRAY**  
ASST. TO HEAD FB COACH



**ADAM NIEMEYER**  
DIRECTOR OF VIDEO



**COOPER PETAGNA**  
ASST. DIR./RECRUITING



**WILL RICHARD**  
QUALITY CONTROL, DEF.



**BLAKE REID**  
ASST. AD/EQUIPMENT



**DOUG ROSFELD**  
DIR., PLAYER DEVELOPMENT



**CARL SCHMID**  
ASST. DIRECTOR, VIDEO



**PARKER SHOWERS**  
ASSOC. STRENGTH & COND.



**JESSE SMITH**  
GRAD. ASSISTANT, OFF.



**ORLANDO SMITH**  
ASSOC. STRENGTH & COND.



**DAN SPRINGER**  
ASSOC. HEAD FB TRAINER



**VINCE SURIANO**  
DIR., HS/PLAYER RELAT.



**JOHN WIDECAN**  
ASSOC. AD/FB OPS.

2015 UNIVERSITY OF CINCINNATI FOOTBALL

STATISTICS

OVERALL: 7-5

AMERICAN: 4-4

HOME: 5-1

AWAY: 2-4

NEUTRAL: 0-0

// SCHEDULE & RESULTS

Date	UC Rank	Opponent	TV	Site	Time/Res.	Att.	Rusher	Passer	Receiver	Top Tackler
09/02	rv/rv	Alabama A&M	FOX Sports Ohio	Nippert Stadium	W, 52-10	39,095	Green (17-127-1)	Kiel (18-22-0-233-2)	Washington (7-69-0)	Jenkinson (5)
09/12	rv/-	Temple *	ESPNNews	Nippert Stadium	L, 34-26	38,112	Green (13-59-1)	Kiel (30-52-4-427-2)	Chisum (7-60-0)	K. Brown/Mouhon/E. Wilson (9)
09/19	na/na	Miami (Ohio)	ESPN3	Oxford, Ohio	W, 37-33	18,484	Boone (4-118-1)	Kiel (15-26-0-145-1)	C. Moore (5-73-1)	E. Wilson (18)
09/24	na/na	Memphis *	ESPN	Memphis, Tenn.	L, 53-46	45,172	Williams (12-50-0)	H. Moore (31-53-2-557-4)	Morrison (9-162-2)	E. Wilson (8)
10/01	na/na	Miami (Fla.)	ESPN	Nippert Stadium	W, 34-23	40,101	Green (15-90-0)	H. Moore (22-33-1-279-2)	Washington (8-106-0)	E. Wilson (14)
10/17	na/na	BYU	ESPN	Provo, Utah	L, 34-28	57,612	Boone (9-53-1)	H. Moore (15-30-0-219-0)	Washington (5-103-0)	Gilbert (8)
10/24	na/na	UConn *	CBS SN	Nippert Stadium	W, 37-13	40,124	Williams (13-140-1)	Kiel (26-35-0-327-2)	Washington (8-78-0)	E. Wilson (11)
10/31	na/na	UCF *	ESPNNews	Nippert Stadium	W, 52-7	30,131	Banschbach (18-75-0)	Kiel (15-15-0-319-5)	Washington (8-72-2)	Jacobs (9)
11/07	na/na	No. 18 Houston *	ESPN2	Houston, Texas	L, 33-30	32,889	Boone (6-57-0)	Kiel (28-51-2-523-4)	C. Moore (6-140-2)	Edwards (11)
11/14	na/na	Tulsa *	ESPNNews	Nippert Stadium	W, 49-38	35,015	Boone (18-137-3)	Kiel (29-42-1-386-2)	McKay (6-101-0)	Wilson (14)
11/20	na/na	USF *	CBSSN	Tampa, Fla.	L, 65-27	26,522	Green (10-51-2)	H. Moore (20-36-2-249-1)	C. Moore (6-131-1)	Jacobs (8)
11/28	na/na	East Carolina *	CBSSN	Greenville, N.C.	W, 19-16	40,743	Williams (13-69-0)	Kiel (30-47-1-270-1)	Washington (15-124-1)	Edwards (7)

TEAM STATISTICS	Cincinnati	Opponent
SCORING	433	363
Points Per Game	36.1	30.2
Points Off Turnovers	68	78
FIRST DOWNS	355	242
Rushing	121	100
Passing	208	118
Penalty	26	24
RUSHING YARDAGE	2234	2290
Yards gained rushing	2508	2467
Yards lost rushing	274	177
Rushing Attempts	480	456
Average Per Rush	4.7	5.0
Average Per Game	186.2	190.8
TDs Rushing	24	19
PASSING YARDAGE	4477	2686
Comp-Att-Int	322-515-19	227-397-9
Average Per Pass	8.7	6.8
Average Per Catch	13.9	11.8
Average Per Game	373.1	223.8
TDs Passing	29	22
TOTAL OFFENSE	6711	4976
Total Plays	995	853
Average Per Play	6.7	5.8
Average Per Game	559.2	414.7
KICK RETURNS: #-Yards	46-919	50-1243
PUNT RETURNS: #-Yards	14-146	11-105
INT RETURNS: #-Yards	9-53	19-391
KICK RETURN AVERAGE	20.0	24.9
PUNT RETURN AVERAGE	10.4	9.5
INT RETURN AVERAGE	5.9	20.6
FUMBLES-LOST	19-11	16-5
PENALTIES-Yards	94-838	78-717
Average Per Game	69.8	59.8
PUNTS-Yards	43-1888	68-2894
Average Per Punt	43.9	42.6
Net punt average	38.7	38.6
KICKOFFS-Yards	84-5275	69-4127
Average Per Kick	62.8	59.8
Net kick average	39.1	39.2
TIME OF POSSESSION/Game	31:25	28:35
3RD-DOWN Conversions	94/182	60/171
3rd-Down Pct	52%	35%
4TH-DOWN Conversions	7/10	10/19
4th-Down Pct	70%	53%
SACKS BY-Yards	12-75	22-117
MISC YARDS	0	9
TOUCHDOWNS SCORED	53	45
FIELD GOALS-ATTEMPTS	21-27	16-21
ON-SIDE KICKS	0-1	1-3
RED-ZONE SCORES	(52-63) 83%	(44-52) 85%
RED-ZONE TOUCHDOWNS	(38-63) 60%	(30-52) 58%
PAT-ATTEMPTS	(48-49) 98%	(41-44) 93%

TEAM STATISTICS	Cincinnati	Opponent
ATTENDANCE	222578	221422
Games/Avg Per Game	6/37096	6/36904
Neutral Site Games		0/0

SCORE BY QUARTERS	1st	2nd	3rd	4th	TOTAL
Cincinnati	104	138	105	86	- 433
Opponents	102	95	71	95	- 363

INDIVIDUAL STATISTICS

RUSHING	GP	Att	Gain	Loss	Net	Avg	TD	Long	Avg/G
WILLIAMS, Hosey	12	129	735	10	725	5.6	4	84	60.4
BOONE, Mike	10	96	722	5	717	7.5	8	74	71.7
GREEN, Tion	12	141	732	35	697	4.9	8	41	58.1
BANSCHBACH, Chad	8	19	76	4	72	3.8	0	20	9.0
MOORE, Hayden	8	52	151	101	50	1.0	2	19	6.2
KIEL, Gunner	10	32	78	51	27	0.8	2	15	2.7
MOORE, Chris	11	2	10	0	10	5.0	0	6	0.9
WRIGHT, Luke	4	2	4	1	3	1.5	0	4	0.8
TOTAL	12	480	2508	274	2234	4.7	24	84	186.2
OPPONENTS	12	456	2467	177	2290	5.0	19	65	190.8

PASSING	G	Effic	Cmp-Att-Int	Pct	Yds	TD	Lng	Avg/G
KIEL, Gunner	10	151.89	206-316-11	65.2	2777	19	88	277.7
MOORE, Hayden	8	138.70	114-194-8	58.8	1683	9	68	210.4
WRIGHT, Luke	4	78.13	1-3-0	33.3	16	0	16	4.0
MORRISON, Max	12	0.00	0-1-0	0.0	0	0	0	0.0
GREEN, Tion	12	438.40	1-1-0	100.0	1	1	1	0.1
TOTAL	12	146.75	322-515-19	62.5	4477	29	88	373.1
OPPONENTS	12	127.76	227-397-9	57.2	2686	22	82	223.8

RECEIVING	G	No.	Yds	Avg	TD	Long	Avg/G
WASHINGTON, Shaq	12	88	971	11.0	6	46	80.9
MORRISON, Max	12	45	533	11.8	3	40	44.4
MOORE, Chris	11	39	823	21.1	7	68	74.8
CHISUM, Alex	12	34	437	12.9	1	45	36.4
MCKAY, Mekale	11	25	494	19.8	2	88	44.9
COLE, Nate	12	19	262	13.8	1	50	21.8
HOLTON, Johnny	8	17	461	27.1	5	78	57.6
BOONE, Mike	10	14	107	7.6	0	24	10.7
GREEN, Tion	12	12	94	7.8	0	28	7.8
DOWDY, DJ	12	11	103	9.4	3	29	8.6
WILLIAMS, Hosey	12	6	37	6.2	0	14	3.1
JOHNSON, Tshumbi	9	4	64	16.0	0	38	7.1
COGSWELL, Tyler	12	4	22	5.5	1	7	1.8
LEWIS, Kahlil	10	3	53	17.7	0	41	5.3
BANSCHBACH, Chad	8	1	16	16.0	0	16	2.0
TOTAL	12	322	4477	13.9	29	88	373.1
OPPONENTS	12	227	2686	11.8	22	82	223.8



2015 UNIVERSITY OF CINCINNATI FOOTBALL

STATISTICS

PUNT RETURNS	No.	Yds	Avg	TD	Long
WASHINGTON, Shaq	12	139	11.6	0	69
MORRISON, Max	2	7	3.5	0	8
TOTAL	14	146	10.4	0	69
OPPONENTS	11	105	9.5	0	39

INTERCEPTIONS	No.	Yds	Avg	TD	Long
EDWARDS, Zach	3	29	9.7	0	29
STEPHENS, Linden	2	23	11.5	0	14
JONES, Andre	1	1	1.0	0	1
GILBERT, Tyrell	1	0	0.0	0	0
JENKINSON, Bryce	1	0	0.0	0	0
BROWN, Kevin	1	0	0.0	0	0
TOTAL	9	53	5.9	0	29
OPPONENTS	19	391	20.6	3	59

KICK RETURNS	No.	Yds	Avg	TD	Long
BOONE, Mike	14	231	16.5	0	37
HOLTON, Johnny	10	220	22.0	0	40
LEWIS, Kahlil	9	173	19.2	0	35
GREEN, Tion	4	86	21.5	0	25
LABADY, Frank	4	90	22.5	0	31
MOORE, Chris	4	111	27.8	0	36
EDWARDS, Zach	1	8	8.0	0	8
TOTAL	46	919	20.0	0	40
OPPONENTS	50	1243	24.9	1	100

FUMBLE RETURNS	No.	Yds	Avg	TD	Long
CLEMENTS, Malik	1	11	11.0	0	11
WILSON, Eric	1	2	2.0	0	2
PAYNE, Leviticus	1	3	3.0	0	3
TOTAL	3	16	5.3	0	11
OPPONENTS	0	0	0.0	0	0

[----- PATs -----]									
SCORING	TD	FGs	Kick	Rush	Rcv	Pass	DXP	Saf	Points
GANTZ, Andrew	0	21-27	48-49	0-0	0	0-0	0	0	111
GREEN, Tion	8	0-0	0-0	0-0	0	0-0	0	0	48
BOONE, Mike	8	0-0	0-0	0-0	0	0-0	0	0	48
MOORE, Chris	7	0-0	0-0	0-0	1	0-0	0	0	44
WASHINGTON, Shaq	6	0-0	0-0	0-0	0	1-1	0	0	36
HOLTON, Johnny	5	0-0	0-0	0-0	0	0-0	0	0	30
WILLIAMS, Hosey	4	0-0	0-0	0-0	0	0-0	0	0	24
DOWDY, DJ	3	0-0	0-0	0-0	0	0-0	0	0	18
MORRISON, Max	3	0-0	0-0	0-0	0	0-0	0	0	18
KIEL, Gunner	2	0-0	0-0	0-0	1	0-1	0	0	14
MOORE, Hayden	2	0-0	0-0	0-0	0	1-2	0	0	12
MCKAY, Mekale	2	0-0	0-0	0-0	0	0-0	0	0	12
COLE, Nate	1	0-0	0-0	0-0	0	0-0	0	0	6
CHISUM, Alex	1	0-0	0-0	0-0	0	0-0	0	0	6
COGSWELL, Tyler	1	0-0	0-0	0-0	0	0-0	0	0	6
TOTAL	53	21-27	48-49	0-0	2	2-4	0	0	433
OPPONENTS	45	16-21	41-44	1-1	0	0-0	0	1	363

TOTAL OFFENSE	G	Plays	Rush	Pass	Total	Avg/G
KIEL, Gunner	10	348	27	2777	2804	280.4
MOORE, Hayden	8	246	50	1683	1733	216.6
WILLIAMS, Hosey	12	129	725	0	725	60.4
BOONE, Mike	10	96	717	0	717	71.7
GREEN, Tion	12	142	697	1	698	58.2
BANSCHBACH, Chad	8	19	72	0	72	9.0
WRIGHT, Luke	4	5	3	16	19	4.8
MOORE, Chris	11	2	10	0	10	0.9
TOTAL	12	995	2234	4477	6711	559.2
OPPONENTS	12	853	2290	2686	4976	414.7

FIELD GOALS	M-A	Pct	01-19	20-29	30-39	40-49	50+	Lg	Blk
GANTZ, Andrew	21-27	77.8	0-0	8-10	6-6	5-6	2-5	51	2

FG SEQUENCE	CINCINNATI	OPPONENTS
Alabama A&M	(35)	(28)
Temple	53,(27),(22)	(40),(35)
Miami (Ohio)	(42),(46),(24)	(22),(21)
Memphis	(35),27,(49),(32),(36)	(40)
Miami (Fla.)	(51),(26)	(41),(47),51,53,(26)
BYU	(29),58	(29)
UConn	(23),(38),27,(26)	(27),(30)
UCF	(26)	34,34
Houston	-	(29)
Tulsa	53	(33),40
USF	(44),(39)	(49)
East Carolina	(50),44,(42)	(20)

PUNTING	No.	Yds	Avg	Long	TB	FC	I20	50+	Blkd
GERACI, Sam	38	1744	45.9	63	5	10	16	15	1
TEAM	2	0	0.0	0	0	0	0	0	1
KIEL, Gunner	2	96	48.0	49	0	0	2	0	0
MOORE, Hayden	1	48	48.0	48	1	0	0	0	0
TOTAL	43	1888	43.9	63	6	10	18	15	2
OPPONENTS	68	2894	42.6	72	6	26	21	12	0

KICKOFFS	No.	Yds	Avg	TB	OB	Retn	Net	YdLn
GANTZ, Andrew	83	5211	62.8	30	3			
JONES, Ryan	1	64	64.0	0	0			
TOTAL	84	5275	62.8	30	3	1243	39.1	25
OPPONENTS	69	4127	59.8	20	2	919	39.2	25

ALL PURPOSE	G	Rush	Rec	PR	KOR	IR	Tot	Avg/G
WASHINGTON, Shaq	12	0	971	139	0	0	1110	92.5
BOONE, Mike	10	717	107	0	231	0	1055	105.5
MOORE, Chris	11	10	823	0	111	0	944	85.8
GREEN, Tion	12	697	94	0	86	0	877	73.1
WILLIAMS, Hosey	12	725	37	0	0	0	762	63.5
HOLTON, Johnny	8	0	461	0	220	0	681	85.1
MORRISON, Max	12	0	533	7	0	0	540	45.0
MCKAY, Mekale	11	0	494	0	0	0	494	44.9
CHISUM, Alex	12	0	437	0	0	0	437	36.4
COLE, Nate	12	0	262	0	0	0	262	21.8
LEWIS, Kahlil	10	0	53	0	173	0	226	22.6
DOWDY, DJ	12	0	103	0	0	0	103	8.6
LABADY, Frank	2	0	0	0	90	0	90	45.0
BANSCHBACH, Chad	8	72	16	0	0	0	88	11.0
JOHNSON, Tshumbi	9	0	64	0	0	0	64	7.1
MOORE, Hayden	8	50	0	0	0	0	50	6.2
EDWARDS, Zach	12	0	0	0	8	29	37	3.1
KIEL, Gunner	10	27	0	0	0	0	27	2.7
STEPHENS, Linden	12	0	0	0	0	23	23	1.9
COGSWELL, Tyler	12	0	22	0	0	0	22	1.8
WRIGHT, Luke	4	3	0	0	0	0	3	0.8
JONES, Andre	8	0	0	0	0	1	1	0.1
TOTAL	12	2234	4477	146	919	53	7829	652.4
OPPONENTS	12	2290	2686	105	1243	391	6715	559.6

2015 UNIVERSITY OF CINCINNATI FOOTBALL

STATISTICS

DEFENSE		GP-GS	TACKLES				SACKS		PASS DEF		FUMBLES		BLKD	
			Solo	Ast	Total	TFL/Yds	No-Yards	Int-Yds	BrUp	QBH	Rcv-Yds	FF	Kick	Saf
23	WILSON, Eric	12	48	55	103	3.5-6	.	.	2	2	2-2	1	.	.
4D	EDWARDS, Zach	12	57	30	87	3.5-4	.	3-29	8	.	.	1	.	.
45	JENKINSON, Bryce	12	28	27	55	3.0-8	1.0-5	1-0	1	.	.	1	.	.
40	BROWN, Kevin	12	20	34	54	1.0-3	.	1-0	2	.	.	.	.	.
2D	GILBERT, Tyrell	12	21	27	48	1.0-1	.	1-0	6	.	.	.	.	.
92	MOUHON, Silverberry	12	20	18	38	7.0-30	4.5-25	.	.	5	.	.	.	.
9	PAYNE, Leviticus	11	23	13	36	3.5-13	.	.	3	.	1-3	1	.	.
32	STEPHENS, Linden	12	27	6	33	1.0-3	.	2-23	1	.	.	1	.	.
20	JACOBS, Carter	12	20	12	32	.	.	.	.	.	.	1	.	.
33	MINOR, Jaylyin	10	13	17	30	1.5-5	.	.	1	1	.	.	.	.
5	TYSON, Mike	10	19	9	28	1.0-2	.	.	4	.	.	.	.	.
96	BROUGHTON, Cortez	11	10	16	26	1.5-4	.	.	2	2	.	.	1	.
99	PACE, Alex	12	16	10	26	4.5-10	.	.	1	3	.	1	.	.
24	CLEMENTS, Malik	12	11	12	23	0.5-0	.	.	.	.	1-11	.	.	.
27	THOMAS, Alex	9	12	11	23	1.0-1	.	.	1	.	.	.	.	.
94	BURTON, Chris	10	8	12	20	2.0-9	0.5-3	.	.	2	.	.	.	.
29	JONES, Andre	8	10	9	19	1.0-2	.	1-1	1	.	.	.	.	.
50	TONGAMOA, Sione	11	8	10	18	3.5-20	3.0-19	.	.	2	.	.	.	.
14	PINCKNEY, JJ	10	7	9	16	.	.	.	4	.	.	.	.	.
5D	WILSON, Mark	11	9	7	16	4.5-17	1.0-7	.	.	4	1-0	.	.	.
48	MOUHON, Kevin	9	9	6	15	0.5-1	.	.	.	1	.	.	.	.
51	FITZ, Kimoni	11	8	7	15	1.5-1	.	.	.	1	.	.	.	.
44	COPELAND, Marquise	9	4	8	12	.	.	.	.	.	.	.	.	.
12	EVANS, Jarred	12	7	2	9	.	.	.	2	.	.	.	.	.
42	KINARD, Antonio	10	1	8	9	.	.	.	.	.	.	.	.	.
98	JOHNSON, Lyndon	11	4	5	9	1.0-9	1.0-9	.	.	.	.	.	.	.
8D	WITTY, Adrian	4	4	4	8	.	.	.	2	.	.	.	.	.
13	COLEMAN, Grant	4	4	3	7	2.0-3	.	.	2	.	.	.	.	.
22	BROWN, Bobby	4	1	5	6	.	.	.	.	.	.	.	.	.
47	BRAZILE, Landon	5	3	3	6	1.0-1	.	.	.	.	.	.	.	.
41	HYLAND, Kevin	12	1	5	6	.	.	.	.	.	.	.	.	.
80	CHISUM, Alex	12	3	.	3	.	.	.	.	.	.	1	.	.
38	ANTOUN, Mason	9	.	3	3	.	.	.	.	.	.	.	.	.
21	WITHERSPOON, Davon	4	.	3	3	.	.	.	1	.	.	.	.	.
15	MOORE, Chris	11	3	.	3	.	.	.	.	.	.	.	.	.
53	BRUSCIANELLI, Frank	3	1	2	3	.	.	.	.	.	.	.	.	.
2B	BANSCHBACH, Chad	8	1	1	2	.	.	.	.	.	.	.	.	.
52	MINOR, Keith	2	1	1	2	0.5-0	.	.	.	.	.	.	.	.
97	OGLESBY, Norman	3	2	.	2	1.0-7	1.0-7	.	.	.	.	.	.	.
17	JOHNSON, Tshumbi	9	2	.	2	.	.	.	.	.	.	.	.	.
85	BEARD, Brayden	4	1	.	1	.	.	.	.	.	.	.	.	.
11	KIEL, Gunner	10	1	.	1	.	.	.	.	.	.	.	.	.
19	WASHINGTON, Shaq	12	1	.	1	.	.	.	.	.	.	.	.	.
78	EHINGER, Parker	12	1	.	1	.	.	.	.	.	.	.	.	.
59	BOND, Deyshawn	11	1	.	1	.	.	.	.	.	.	.	.	.
61	WILLIS, Kirk	12	.	1	1	.	.	.	.	.	.	.	.	.
77	HARMON, Beau	1	1	.	1	.	.	.	.	.	.	.	.	.
4	WILLIAMS, Hosey	12	.	1	1	.	.	.	.	.	.	.	.	.
5B	BOONE, Mike	10	1	.	1	.	.	.	.	.	.	.	.	.
18	COGSWELL, Tyler	12	1	.	1	.	.	.	.	.	.	.	.	.
TOTAL		12	454	412	866	52-160	12-75	9-53	44	23	5-16	8	1	.
OPPONENTS		12	535	428	963	64.0-207	22-117	19-391	45	23	11-0	11	4	1

// SPECIAL TEAMS TACKLES

Player	Total	KO	Punt	Player	Total	KO	Punt	Player	Total	KO	Punt
JACOBS, Carter	16	16	0	BANSCHBACH, Chad	2	2	0	WILLIS, Kirk	1	0	1
WILSON, Eric	11	8	3	BRUSCIANELLI, Frank	2	2	0	ANTOUN, Mason	1	1	0
EDWARDS, Zach	6	6	0	GILBERT, Tyrell	2	2	0	BEARD, Brayden	1	1	0
BROWN, Kevin	5	3	2	EVANS, Jarred	2	2	0	WITTY, Adrian	1	0	1
THOMAS, Alex	3	2	1	HYLAND, Kevin	2	2	0	BROWN, Bobby	1	1	0
STEPHENS, Linden	3	3	0	TYSON, Mike	2	0	2	TOTALS	68	57	11
CLEMENTS, Malik	3	3	0	COGSWELL, Tyler	1	0	1				
PINCKNEY, JJ	2	2	0	JOHNSON, Tshumbi	1	1	0				

2015 UNIVERSITY OF CINCINNATI FOOTBALL

TEAM GAME-BY-GAME STATISTICS

Date	Opponent	RUSHING				RECEIVING				PASSING				KICK RET				PUNT RET				TOT
		No.	Yds	TD	Lg	No.	Yds	TD	Lg	Cmp-Att-Int	Yds	TD	Lg	No	Yds	TD	Lg	No	Yds	TD	Lg	OFF
09/05	ALABAMA A&M	51	296	4	26	26	340	3	47	26-38-0	340	3	47	3	93	0	36	2	11	0	9	636
09/12	TEMPLE *	31	130	1	17	30	427	2	88	30-52-4	427	2	88	4	78	0	29	0	0	0	0	557
09/19	at Miami (Ohio)	54	282	3	74	22	263	1	27	22-40-2	263	1	27	7	174	0	40	1	2	0	2	545
09/24	at Memphis *	36	132	1	17	38	620	4	68	38-64-3	620	4	68	2	35	0	21	2	14	0	8	752
10/01	MIAMI (Fla.)	34	167	2	41	22	279	2	52	22-33-1	279	2	52	1	19	0	19	1	69	0	69	446
10/17	at BYU	46	121	2	21	16	220	1	46	16-31-0	220	1	46	3	71	0	31	1	0	0	0	341
10/24	UCONN *	49	285	2	84	26	327	2	33	26-35-0	327	2	33	2	27	0	19	0	0	0	0	612
10/31	UCF *	42	237	1	32	27	489	6	78	27-32-1	489	6	78	2	36	0	18	4	11	0	8	726
11/07	at Houston *	18	66	0	23	28	523	4	65	28-51-2	523	4	65	6	101	0	19	0	0	0	0	589
11/14	TULSA *	41	266	5	38	29	386	2	43	29-42-1	386	2	43	5	91	0	37	1	0	0	0	652
11/20	at USF *	35	97	2	14	28	333	1	54	28-51-4	333	1	54	10	174	0	35	1	27	0	27	430
11/28	at East Carolina *	43	157	1	16	30	270	1	25	30-47-1	270	1	25	1	20	0	20	1	12	0	12	427
Totals		480	2234	24	84	322	4477	29	88	322-515-19	4477	29	88	46	919	0	40	14	146	0	69	6711
Opponent		456	2290	19	65	227	2686	22	82	227-397-9	2686	22	82	50	1243	1	100	11	105	0	39	4976

Date	Opponent	TACKLES				SACKS	FUMBLE		PASS			BLKD	KICKS	XPTS			
		Solo	Ast	Total	TFL-Yds	No-Yds	FF	FR-Yds	Int-Yds	QBH	Brk	Kick	Att-Mad	Run	Rcv	Saf	Pts
09/05	ALABAMA A&M	31	36	67	4.0-22	3.0-21	0	0-0	1-1	1	1	0	7-7	0	0	0	52
09/12	TEMPLE *	30	36	66	7.0-21	1.0-6	1	1-3	0-0	1	1	0	2-2	0	0	0	26
09/19	at Miami (Ohio)	37	36	73	3.0-6	0.0-0	0	0-0	1-29	6	9	0	4-4	0	0	0	37
09/24	at Memphis *	51	10	61	4.0-15	1.0-9	1	1-2	0-0	0	2	0	4-4	0	0	0	46
10/01	MIAMI (Fla.)	40	32	72	4.0-14	1.0-7	1	0-0	0-0	3	6	0	4-4	0	0	0	34
10/17	at BYU	37	22	59	2.0-5	0.0-0	0	0-0	1-0	0	2	0	3-3	0	0	0	24
10/24	UCONN *	21	44	65	5.0-9	2.0-6	3	1-0	1-0	0	5	0	4-4	0	0	0	37
10/31	UCF *	20	74	94	4.0-13	1.0-6	0	0-0	1-14	3	4	0	7-7	0	0	0	52
11/07	at Houston *	52	50	102	4.0-8	1.0-5	1	0-0	2-0	2	2	0	2-2	0	2	0	30
11/14	TULSA *	36	46	82	6.0-20	2.0-15	1	1-11	0-0	3	8	0	7-7	0	0	0	49
11/20	at USF *	58	4	62	4.0-12	0.0-0	0	1-0	2-9	0	0	1	3-3	0	0	0	27
11/28	at East Carolina *	41	22	63	5.0-15	0.0-0	0	0-0	0-0	4	4	0	2-1	0	0	0	19
Totals		454	412	866	52.0-160	12.0-75	8	5-16	9-53	23	44	1	49-48	0	2	0	433
Opponent		535	428	963	64.0-207	22.0-117	11	11-0	19-391	23	45	4	44-41	1	0	1	363

PUNTING											FIELD GOALS			KICKOFFS				
Date	Opponent	No	Yds	Avg	Long	Blkd	TB	FC	50+	I20	Att-Made	Lg	Blkd	No	Yds	Avg	TB	OB
09/05	ALABAMA A&M	3	76	25.3	38	1	0	1	0	1	1-1	35	0	9	579	64.3	1	0
09/12	TEMPLE *	1	40	40.0	40	0	0	0	0	0	3-2	27	0	5	312	62.4	1	0
09/19	at Miami (Ohio)	5	265	53.0	60	0	1	0	4	2	3-3	46	0	8	501	62.6	4	1
09/24	at Memphis *	3	134	44.7	54	0	1	1	1	1	5-4	49	1	10	644	64.4	2	0
10/01	MIAMI (Fla.)	6	276	46.0	62	0	0	0	2	3	2-2	51	0	6	390	65.0	3	0
10/17	at BYU	7	318	45.4	61	0	1	2	3	2	2-1	29	1	5	325	65.0	2	0
10/24	UCONN *	2	63	31.5	32	0	0	1	0	1	4-3	38	0	8	513	64.1	5	0
10/31	UCF *	0	0	0.0	0	0	0	0	0	0	1-1	26	0	9	570	63.3	4	0
11/07	at Houston *	6	240	40.0	58	1	1	1	2	3	0-0	0	0	6	344	57.3	1	1
11/14	TULSA *	3	125	41.7	47	0	0	1	0	2	1-0	0	0	8	494	61.8	6	0
11/20	at USF *	4	203	50.8	62	0	1	2	2	1	2-2	44	0	6	351	58.5	1	1
11/28	at East Carolina *	3	148	49.3	63	0	1	1	1	2	3-2	50	0	4	241	60.2	0	0
Totals		43	1888	43.9	63	2	6	10	15	18	27-21	51	2	84	5275	62.8	30	3
Opponent		68	2894	42.6	72	0	6	26	12	21	21-16	49	0	69	4127	59.8	20	2



2015 UNIVERSITY OF CINCINNATI FOOTBALL

INDIVIDUAL GAME-BY-GAME STATISTICS

OFFENSE

PASSING

#7 GREEN, Tion	Att	Comp	Int	Pct	Yards	TD	Long	Sack	Yds	Effic
BYU	1	1	0	100.0	1	1	1	0	0	438.4
TOTALS	1	1	0	100.0	1	1	1	0	0	438.4

#8 MOORE, Hayden	Att	Comp	Int	Pct	Yards	TD	Long	Sack	Yds	Effic
Alabama A&M	14	8	0	57.1	107	1	35	0	0	144.9
Miami (Ohio)	14	7	2	50.0	118	0	27	1	9	92.2
Memphis	53	31	2	58.5	557	4	68	0	0	164.1
Miami (Fla.)	33	22	1	66.7	279	2	52	2	9	151.6
BYU	30	15	0	50.0	219	0	46	8	30	111.3
UCF	15	11	1	73.3	154	1	49	0	0	168.2
USF	36	20	2	55.6	249	1	54	2	18	111.7
TOTALS	194	114	8	58.8	1683	9	68	13	66	138.7

#10 WRIGHT, Luke	Att	Comp	Int	Pct	Yards	TD	Long	Sack	Yds	Effic
Alabama A&M	2	0	0	0.0	0	0	0	1	1	0.0
UCF	1	1	0	100.0	16	0	16	0	0	234.4
TOTALS	3	1	0	33.3	16	0	16	1	1	78.1

#11 KIEL, Gunner	Att	Comp	Int	Pct	Yards	TD	Long	Sack	Yds	Effic
Alabama A&M	22	18	0	81.8	233	2	47	0	0	200.8
Temple	52	30	4	57.7	427	2	88	1	2	124.0
Miami (Ohio)	26	15	0	57.7	145	1	27	1	6	117.2
Memphis	11	7	1	63.6	63	0	16	0	0	93.6
UConn	35	26	0	74.3	327	2	33	1	4	171.6
UCF	15	15	0	100.0	319	5	78	0	0	388.6
Houston	51	28	2	54.9	523	4	65	3	23	159.1
Tulsa	42	29	1	69.0	386	2	43	1	8	157.2
USF	15	8	2	53.3	84	0	17	1	7	73.7
East Carolina	47	30	1	63.8	270	1	25	0	0	114.9
TOTALS	316	206	11	65.2	2777	19	88	8	50	151.9

#25 MORRISON, Max	Att	Comp	Int	Pct	Yards	TD	Long	Sack	Yds	Effic
UCF	1	0	0	0.0	0	0	0	0	0	0.0
TOTALS	1	0	0	0.0	0	0	0	0	0	0.0

RUSHING

PLAYER	No-Yds/TD	AAMU	TEM	MIAOH	MEM	MIAFL	BYU	UCONN	UCF	HOU	TUL	USF	ECU
WILLIAMS, Hosey RB	129-725/4	18-95/1	9-43/0	17-81/0	12-50/0	11-80/1	8-29/0	13-140/1	8-28/0	4-19/0	8-63/1	8-28/0	13-69/0
BOONE, Mike RB	96-717/8	13-86/2	6-16/0	4-118/1	DNP	DNP	9-53/1	13-117/0	3-49/0	6-57/0	18-137/3	8-28/0	16-56/1
GREEN, Tion RB	141-697/8	17-127/1	13-59/1	19-66/1	12-41/0	15-90/0	9-30/1	14-71/0	6-58/1	3-14/0	12-64/1	10-51/2	11-26/0
BANSCHBACH, C. RB	19-72/0	-	DNP	DNP	DNP	-	-	1--3/0	18-75/0	-	-	-	DNP
MOORE, Hayden QB	52-50/2	-	DNP	11-29/1	7-7/0	7-0/1	20-9/0	DNP	1-10/0	-	DNP	6--5/0	DNP
KIEL, Gunner QB	32-27/2	1--9/0	3-10/0	1--6/0	4-28/1	DNP	DNP	5-10/1	5-13/0	5--24/0	2-4/0	3--5/0	3-6/0
MOORE, Chris WR	2-10/0	-	-	-	1-6/0	DNP	-	1-4/0	-	-	-	-	-
WRIGHT, Luke QB	2-3/0	1--1/0	DNP	-	DNP	DNP	DNP	-	1-4/0	DNP	DNP	DNP	DNP

RECEIVING

PLAYER	No-Yds/TD	AAMU	TEM	MIAOH	MEM	MIAFL	BYU	UCONN	UCF	HOU	TUL	USF	ECU
WASHINGTON, S. WR	88-971/6	7-69/0	6-53/1	4-44/0	9-120/1	8-106/0	5-103/0	8-78/0	8-72/2	4-59/1	8-91/0	6-52/0	15-124/1
MOORE, Chris WR	39-823/7	2-41/0	3-48/0	5-73/1	5-153/1	DNP	-	3-31/0	3-108/1	6-140/2	4-77/1	6-131/1	2-21/0
MORRISON, Max WR	45-533/3	3-48/0	4-54/0	3-26/0	9-162/2	5-61/0	4-31/0	2-22/0	2--1/0	4-47/0	4-40/1	1-11/0	4-32/0
MCKAY, Mekale WR	25-494/2	2-28/0	2-105/1	DNP	2-32/0	4-91/1	-	1-15/0	-	3-46/0	6-101/0	2-32/0	3-44/0
HOLTON, Johnny WR	17-461/5	3-81/2	2-36/0	3-50/0	2-25/0	DNP	-	2-62/1	3-146/2	2-61/0	DNP	DNP	DNP
CHISUM, Alex WR	34-437/1	4-55/1	7-60/0	2-20/0	5-77/0	1-11/0	2-45/0	2-5/0	-	2-60/0	2-35/0	6-63/0	1-6/0
COLE, Nate WR	19-262/1	2-14/0	1-22/0	3-44/0	1-9/0	-	1-15/0	2-38/0	1-20/0	3-66/1	2-14/0	2-14/0	1-6/0
BOONE, Mike RB	14-107/0	-	1-11/0	-	DNP	DNP	3-25/0	3-17/0	2-8/0	1--3/0	1-9/0	2-16/0	1-24/0
DOWDY, DJ TE	11-103/3	1-0/0	-	-	1-12/0	-	1-1/1	2-55/1	2-19/1	1-5/0	-	2-8/0	1-3/0
GREEN, Tion RB	12-94/0	1-1/0	3-31/0	2-6/0	1-2/0	1--2/0	-	1-4/0	1-10/0	2-42/0	-	-	-
JOHNSON, T. WR	4-64/0	1-3/0	-	-	2-23/0	-	-	DNP	1-38/0	DNP	DNP	-	-
LEWIS, Kahlil WR	3-53/0	-	DNP	-	-	-	-	-	3-53/0	-	-	-	DNP
WILLIAMS, Hosey RB	6-37/0	-	1-7/0	-	-	2-5/0	-	-	-	-	1-14/0	1-6/0	1-5/0
COGSWELL, Tyler TE	4-22/1	-	-	-	1-5/0	1-7/1	-	-	-	-	1-5/0	-	1-5/0
BANSCHBACH, C. RB	1-16/0	-	DNP	DNP	DNP	-	-	-	1-16/0	-	-	-	DNP

2015 UNIVERSITY OF CINCINNATI FOOTBALL

GAME-BY-GAME STATISTICS

TOTAL TACKLES	UA-A	TOT	AAMU	TEM	MIAOH	MEM	MIAFL	BYU	UCONN	UCF	HOU	TUL	USF	ECU
WILSON, Eric LB	48-55	103	0-4	5-4	9-9	5-3	7-7	5-1	2-9	3-3	2-3	4-10	2-0	4-2
EDWARDS, Zach S	57-30	87	3-1	3-3	5-2	4-2	6-0	3-3	3-5	2-6	7-4	9-3	6-0	6-1
JENKINSON, B. LB	28-27	55	1-4	-	2-3	6-0	4-1	1-2	3-5	1-2	2-7	1-0	5-0	2-3
BROWN, Kevin LB	20-34	54	2-2	4-5	0-4	1-0	2-0	0-4	0-4	1-6	1-3	0-2	5-2	4-2
GILBERT, Tyrell S	21-27	48	0-3	0-1	0-1	-	3-2	6-2	1-2	2-3	3-4	4-4	1-0	1-5
MOUHON, S. DE	20-18	38	3-0	3-6	1-2	2-0	0-1	0-1	1-0	1-2	3-4	4-1	2-0	0-1
PAYNE, L. CB	23-13	36	1-1	3-3	DNP	2-0	3-3	5-0	2-2	-	3-1	0-1	-	4-2
STEPHENS, L. CB	27-6	33	2-0	-	1-0	3-0	2-1	-	1-0	1-4	6-0	2-1	3-0	6-0
JACOBS, Carter C	20-12	32	3-1	-	0-1	3-0	1-1	2-0	1-1	2-7	0-1	-	8-0	-
MINOR, Jaylyn LB	13-17	30	-	DNP	DNP	2-1	1-3	1-1	0-2	0-3	3-3	1-4	5-0	-
TYSON, Mike S	19-9	28	DNP	DNP	3-0	4-0	1-4	4-1	2-1	0-3	1-0	1-0	1-0	2-0
BROUGHTON, C. DT	10-16	26	0-2	1-2	1-4	2-1	1-0	2-0	DNP	0-1	2-2	1-4	-	-
PACE, Alex DT	16-10	26	0-1	2-1	2-1	2-0	2-1	-	1-2	0-2	1-1	2-0	2-1	2-0
THOMAS, Alex CB	12-11	23	1-0	1-0	2-1	0-1	2-1	2-1	-	0-5	4-2	DNP	DNP	DNP
CLEMENTS, Malik CB	11-12	23	1-1	1-0	-	3-1	0-1	1-0	0-2	1-1	0-1	1-4	3-0	0-1
BURTON, Chris DT	8-12	20	1-1	-	-	-	DNP	DNP	0-2	0-2	1-4	1-2	4-1	1-0
JONES, Andre S	10-9	19	1-1	2-2	2-2	2-0	DNP	DNP	DNP	0-3	DNP	-	2-0	1-1
TONGAMOA, Sione DT	8-10	18	1-0	0-1	-	1-0	4-2	1-0	0-3	0-1	1-3	-	DNP	-
PINCKNEY, JJ CB	7-9	16	-	-	DNP	1-0	DNP	-	-	0-2	1-0	3-4	-	2-3
WILSON, Mark	9-7	16	1-0	-	2-1	DNP	0-2	-	-	1-0	4-2	0-2	1-0	-
FITZ, Kimoni DE	8-7	15	-	DNP	0-2	1-0	0-1	1-1	1-2	-	4-1	-	-	1-0
MOUHON, Kevin DE	9-6	15	1-1	-	-	-	DNP	DNP	DNP	1-1	1-4	-	3-0	3-0
COPELAND, M. DE	4-8	12	0-1	1-2	1-0	1-0	-	0-4	DNP	0-1	DNP	-	DNP	1-0
JOHNSON, Lyndon DT	4-5	9	-	DNP	1-0	1-0	-	1-0	-	0-3	-	1-2	-	-
EVANS, Jarred CB	7-2	9	1-0	-	-	-	-	1-0	1-1	2-1	-	-	1-0	1-0
KINARD, Antonio LB	1-8	9	0-4	-	1-2	0-1	DNP	DNP	-	0-1	-	-	-	-
WITTY, Adrian CB	4-4	8	2-0	0-4	2-0	DNP	DNP	DNP	DNP	DNP	-	DNP	DNP	DNP
COLEMAN, Grant CB	4-3	7	-	2-2	0-1	2-0	DNP	DNP	DNP	DNP	DNP	DNP	DNP	DNP
BROWN, Bobby	1-5	6	DNP	DNP	-	DNP	DNP	DNP	-	1-5	DNP	-	DNP	DNP
HYLAND, Kevin LB	1-5	6	1-1	-	-	-	0-1	-	-	0-3	-	-	-	-
BRAZILE, Landon DE	3-3	6	0-2	DNP	DNP	1-0	-	DNP	2-1	DNP	DNP	DNP	DNP	-
MOORE, Chris	3-0	3	-	1-0	1-0	-	DNP	-	-	-	1-0	-	-	-
BRUSCIANELLI, F LB	1-2	3	1-1	DNP	DNP	-	DNP	DNP	DNP	0-1	DNP	DNP	DNP	DNP
WITHERSPOON, D. CB	0-3	3	0-3	-	DNP	-	-	DNP	DNP	DNP	DNP	DNP	DNP	DNP
CHISUM, Alex	3-0	3	-	-	1-0	-	1-0	-	-	-	-	1-0	-	-
ANTOUN, Mason DE	0-3	3	-	-	-	-	DNP	-	DNP	0-2	DNP	0-1	-	-
OGLESBY, Norman DT	2-0	2	1-0	DNP	DNP	1-0	-	DNP	DNP	DNP	DNP	DNP	DNP	DNP
JOHNSON, T.	2-0	2	1-0	-	-	-	-	-	DNP	-	DNP	DNP	1-0	-
MINOR, Keith	1-1	2	1-1	DNP	DNP	DNP	DNP	DNP	DNP	-	DNP	DNP	DNP	DNP
BANSCHBACH, C.	1-1	2	-	DNP	DNP	DNP	-	-	-	-	1-0	0-1	-	DNP
WILLIS, Kirk LS	0-1	1	-	-	-	-	-	0-1	-	-	-	-	-	-
BOND, Deyshawn	1-0	1	-	-	-	-	-	-	-	-	-	-	1-0	DNP
WILLIAMS, Hosey	0-1	1	-	-	-	-	-	-	-	-	-	-	-	0-1
KIEL, Gunner	1-0	1	-	1-0	-	-	DNP	DNP	-	-	-	-	-	-
HARMON, Beau	1-0	1	1-0	DNP	DNP	DNP	DNP	DNP	DNP	DNP	DNP	DNP	DNP	DNP
EHINGER, Parker	1-0	1	-	-	-	-	-	-	-	1-0	-	-	-	-
BEARD, Brayden	1-0	1	-	DNP	-	1-0	-	DNP	DNP	DNP	DNP	DNP	DNP	DNP

2015 UNIVERSITY OF CINCINNATI FOOTBALL

GAME-BY-GAME STATISTICS

TFLs	UA-A	TOT	AAMU	TEM	MIAOH	MEM	MIAFL	BYU	UCONN	UCF	HOU	TUL	USF	ECU
MOUHON, S. DE	6-2	7.0	-	1.0-6	-	-	0.5-1	-	1.0-1	0.5-3	-	3.0-17	1.0-2	-
PACE, Alex DT	4-1	4.5	-	1.0-1	-	-	1.0-3	-	-	-	0.5-1	1.0-1	-	1.0-4
WILSON, Mark	3-3	4.5	1.0-7	-	1.0-3	DNP	0.5-2	-	-	-	1.0-0	-	1.0-5	-
TONGAMOA, Sione DT	3-1	3.5	1.0-7	-	-	-	1.0-7	-	-	-	1.5-6	-	DNP	-
WILSON, Eric LB	3-1	3.5	-	-	-	1.0-2	-	-	1.5-2	1.0-2	-	-	-	-
PAYNE, L. CB	3-1	3.5	-	1.5-6	DNP	-	-	1.0-4	-	-	-	-	-	1.0-3
EDWARDS, Zach S	3-1	3.5	-	-	-	1.0-2	1.0-1	-	0.5-0	-	-	1.0-1	-	-
JENKINSON, B. LB	3-0	3.0	-	-	1.0-2	-	-	-	1.0-5	-	-	-	1.0-1	-
COLEMAN, Grant CB	2-0	2.0	-	2.0-3	-	-	DNP	DNP	DNP	DNP	DNP	DNP	DNP	DNP
BURTON, Chris DT	1-2	2.0	-	-	-	-	DNP	DNP	-	0.5-3	0.5-1	-	-	1.0-5
FITZ, Kimoni DE	1-1	1.5	-	DNP	0.5-0	-	-	-	-	-	-	-	-	1.0-1
BROUGHTON, C. DT	1-1	1.5	-	1.0-3	0.5-1	-	-	-	DNP	-	-	-	-	-
MINOR, Jaylyin LB	1-1	1.5	-	DNP	DNP	-	-	-	-	0.5-1	-	-	1.0-4	-
THOMAS, Alex CB	0-2	1.0	-	-	-	-	-	-	-	0.5-1	0.5-0	DNP	DNP	DNP
BROWN, Kevin LB	0-2	1.0	-	0.5-2	-	-	-	-	-	-	-	0.5-1	-	-
TYSON, Mike S	1-0	1.0	DNP	DNP	-	1.0-2	-	-	-	-	-	-	-	-
STEPHENS, L. CB	1-0	1.0	-	-	-	-	-	-	-	1.0-3	-	-	-	-
BRAZILE, Landon DE	1-0	1.0	-	DNP	DNP	-	-	DNP	1.0-1	DNP	DNP	DNP	DNP	-
GILBERT, Tyrell S	1-0	1.0	-	-	-	-	-	1.0-1	-	-	-	-	-	-
JONES, Andre S	1-0	1.0	-	-	-	-	DNP	DNP	DNP	-	DNP	-	-	1.0-2
JOHNSON, Lyndon DT	1-0	1.0	-	DNP	-	1.0-9	-	-	-	-	-	-	-	-
OGLESBY, Norman DT	1-0	1.0	1.0-7	DNP	DNP	-	-	DNP	DNP	DNP	DNP	DNP	DNP	DNP
MINOR, Keith	0-1	0.5	0.5-0	DNP	DNP	DNP	DNP	DNP	DNP	-	DNP	DNP	DNP	DNP
MOUHON, Kevin DE	0-1	0.5	0.5-1	-	-	-	DNP	DNP	DNP	-	-	-	-	-
CLEMENTS, Malik CB	0-1	0.5	-	-	-	-	-	-	-	-	-	0.5-0	-	-

SACKS	UA-A	TOT	AAMU	TEM	MIAOH	MEM	MIAFL	BYU	UCONN	UCF	HOU	TUL	USF	ECU
MOUHON, S. DE	4-1	4.5	-	1.0-6	-	-	-	-	1.0-1	0.5-3	-	2.0-15	-	-
TONGAMOA, Sione DT	3-0	3.0	1.0-7	-	-	-	1.0-7	-	-	-	1.0-5	-	DNP	-
JENKINSON, B. LB	1-0	1.0	-	-	-	-	-	-	1.0-5	-	-	-	-	-
OGLESBY, Norman DT	1-0	1.0	1.0-7	DNP	DNP	-	-	DNP	DNP	DNP	DNP	DNP	DNP	DNP
JOHNSON, Lyndon DT	1-0	1.0	-	DNP	-	1.0-9	-	-	-	-	-	-	-	-
WILSON, Mark	1-0	1.0	1.0-7	-	-	DNP	-	-	-	-	-	-	-	-
BURTON, Chris DT	0-1	0.5	-	-	-	-	DNP	DNP	-	0.5-3	-	-	-	-

ALL-PURPOSE YARDS	TOTAL	AAMU	TEM	MIAOH	MEM	MIAFL	BYU	UCONN	UCF	HOU	TUL	USF	ECU
WASHINGTON, S.	1110	80	53	46	134	175	103	78	76	59	91	79	136
BOONE, Mike	1055	86	27	118	DNP	DNP	78	134	57	124	203	128	100
MOORE, Chris	944	134	66	73	159	DNP	-	35	108	140	77	131	21
GREEN, Tion	877	128	90	121	43	88	30	94	86	56	64	51	26
WILLIAMS, Hosey	762	95	50	81	50	85	29	140	28	19	77	34	74
HOLTON, Johnny	681	81	96	175	60	DNP	-	62	146	61	DNP	DNP	DNP
MORRISON, Max	540	48	54	26	162	61	31	22	6	47	40	11	32
MCKAY, Mekale	494	28	105	DNP	32	91	-	15	-	46	101	32	44
CHISUM, Alex	437	55	60	20	77	11	45	5	-	60	35	63	6
COLE, Nate	262	14	22	44	9	-	15	38	20	66	14	14	6
LEWIS, Kahlil	226	-	DNP	-	-	-	-	-	71	31	34	90	DNP
DOWDY, DJ	103	-	-	-	12	-	1	55	19	5	-	8	3
LABADY, Frank	90	DNP	DNP	DNP	DNP	19	71	DNP	DNP	DNP	DNP	DNP	DNP
BANSCHBACH, C.	88	-	DNP	DNP	DNP	-	-	-3	91	-	-	-	DNP
JOHNSON, T.	64	3	-	-	23	-	-	DNP	38	DNP	DNP	-	-
MOORE, Hayden	50	-	DNP	29	7	-	9	DNP	10	-	DNP	-5	DNP
EDWARDS, Zach	37	-	-	29	-	-	-	8	-	-	-	-	-
KIEL, Gunner	27	-9	10	-6	28	DNP	DNP	10	13	-24	4	-5	6
STEPHENS, L.	23	-	-	-	-	-	-	-	14	-	-	9	-
COGSWELL, Tyler	22	-	-	-	5	7	-	-	-	-	5	-	5
WRIGHT, Luke	3	-1	DNP	-	DNP	DNP	DNP	-	4	DNP	DNP	DNP	DNP
JONES, Andre	1	1	-	-	-	DNP	DNP	DNP	-	DNP	-	-	-



## 2015 UNIVERSITY OF CINCINNATI FOOTBALL

## GAME-BY-GAME STATISTICS

PUNT RETURNS	TOTAL	AAMU	TEM	MIAOH	MEM	MIAFL	BYU	UCONN	UCF	HOU	TUL	USF	ECU
WASHINGTON, S.	12-139	2-11	-	1-2	2-14	1-69	1-0	-	2-4	-	1-0	1-27	1-12
MORRISON, Max	2-7	-	-	-	-	-	-	-	2-7	-	-	-	-

KICK RETURNS	TOTAL	AAMU	TEM	MIAOH	MEM	MIAFL	BYU	UCONN	UCF	HOU	TUL	USF	ECU
BOONE, Mike	14-231	-	-	-	DNP	DNP	-	-	-	4-70	3-57	6-84	1-20
HOLTON, Johnny	10-220	-	3-60	5-125	2-35	DNP	-	-	-	-	DNP	DNP	DNP
LEWIS, Kahlil	9-173	-	DNP	-	-	-	-	-	1-18	2-31	2-34	4-90	DNP
MOORE, Chris	4-111	3-93	1-18	-	-	DNP	-	-	-	-	-	-	-
LABADY, Frank	4-90	DNP	DNP	DNP	DNP	1-19	3-71	DNP	DNP	DNP	DNP	DNP	DNP
GREEN, Tion	4-86	-	-	2-49	-	-	-	1-19	1-18	-	-	-	-
EDWARDS, Zach	1-8	-	-	-	-	-	-	1-8	-	-	-	-	-

INT RETURNS	TOTAL	AAMU	TEM	MIAOH	MEM	MIAFL	BYU	UCONN	UCF	HOU	TUL	USF	ECU
EDWARDS, Zach	3-29	-	-	1-29	-	-	-	-	-	1-0	-	1-0	-
STEPHENS, L.	2-23	-	-	-	-	-	-	-	1-14	-	-	1-9	-
GILBERT, Tyrell	1-0	-	-	-	-	-	-	1-0	-	-	-	-	-
JONES, Andre	1-1	1-1	-	-	-	DNP	DNP	DNP	-	DNP	-	-	-
BROWN, Kevin	1-0	-	-	-	-	-	1-0	-	-	-	-	-	-
JENKINSON, B.	1-0	-	-	-	-	-	-	-	-	1-0	-	-	-

FUMBLE RETURNS	TOTAL	AAMU	TEM	MIAOH	MEM	MIAFL	BYU	UCONN	UCF	HOU	TUL	USF	ECU
CLEMENTS, Malik	1-11	-	-	-	-	-	-	-	-	-	1-11	-	-
PAYNE, L.	1-3	-	1-3	DNP	-	-	-	-	-	-	-	-	-
WILSON, Eric	1-2	-	-	-	1-2	-	-	-	-	-	-	-	-

[illegible][illegible]

## 2015 UNIVERSITY OF CINCINNATI FOOTBALL

## INDIVIDUAL GAME HIGHS • OFFENSE

## 5 MIKE BOONE

RB | 5-10 | 201 | So. | 1L | Macclenny, Fla./Baker County

Rush attempts: .....19, USF, 10/24/14  
 Rush yards: .....212, USF, 10/24/14 (19 carries)  
 Rush TDs: .....3, twice  
 Long rush: .....74, at Miami (Ohio), 09/19/15  
 Receptions: .....3, at Miami (Fla.), 10/11/14  
 Receiving yards: .....25, vs Virginia Tech, 12/27/14 (1 receptions)  
 Long reception: .....25, vs Virginia Tech, 12/27/14

## GAME BY GAME

Date	Opponent	No.	Yds.	TD	Long
Sept. 5	ALABAMA A&M	13	86	2	26
Sept. 12	TEMPLE *	6	16	0	7
Sept. 19	at Miami (Ohio)	4	118	1	74
Oct. 16	at BYU	6	53	1	21
Oct. 24	UCONN *	13	117	0	34
Oct. 31	UCF *	3	49	0	32
Nov. 7	at Houston *	6	57	0	23
Nov. 14	Tulsa *	18	137	3	38
Nov. 21	at USF *	8	28	0	8
Nov. 28	at East Carolina *	16	56	1	7

## CAREER STATS

Year	G	Att	Yards	Yds/Att	Long	TD	Yds/G
2014	9	101	650	6.4	63	9	72.2
2015	10	96	717	7.5	74	8	71.7
<b>TOTAL</b>	<b>19</b>	<b>197</b>	<b>1367</b>	<b>6.9</b>	<b>74</b>	<b>17</b>	<b>71.9</b>

## 80 ALEX CHISUM

WR | 6-3 | 200 | Sr. | 3L | Fayetteville, Ga./Sandy Creek

Receptions: .....7, Temple, 09/12/15  
 Receiving yards: .....77, at Memphis, 09/24/15 (5 receptions)  
 Receiving TDs: .....1, 5 times  
 Long reception: .....30, at USF, 10/22/11

## GAME BY GAME

Date	Opponent	No.	Yds.	TD	Long
Sept. 5	ALABAMA A&M	4	55	1	28
Sept. 12	TEMPLE *	7	60	0	14
Sept. 19	at Miami (Ohio)	2	20	0	12
Sept. 24	at Memphis *	5	77	0	20
Oct. 1	MIAMI (FLA.)	1	11	0	11
Oct. 24	at BYU	2	45	0	25
Oct. 24	UCONN *	2	5	0	3
Oct. 31	UCF *	0	0	0	0
Nov. 7	at Houston *	2	60	0	45
Nov. 14	Tulsa *	2	35	0	31
Nov. 21	at USF *	6	63	0	36
Nov. 28	at East Carolina *	1	6	0	6

## CAREER STATS

Year	G	Rec.	Yds.	Avg./R	Long	TD	Avg./G
2011	13	19	302	15.9	30	2	23.2
2012	12	9	140	15.6	29	0	11.7
2014	13	22	242	11.0	23	2	18.6
2015	12	34	437	12.9	45	1	36.4
<b>TOTAL</b>	<b>50</b>	<b>84</b>	<b>1121</b>	<b>13.3</b>	<b>45</b>	<b>5</b>	<b>22.4</b>

## 84 NATE COLE

WR | 6-1 | 202 | Jr. | 2L | Memphis, Tenn./Mitchell

Receptions: .....3, three times  
 Receiving yards: .....66, at Houston, 11/07/15 (3 receptions)  
 Receiving TDs: .....1, three times  
 Long reception: .....50, at Houston, 11/07/15

## GAME BY GAME

Date	Opponent	No.	Yds.	TD	Long
Sept. 5	ALABAMA A&M	2	14	0	12
Sept. 12	TEMPLE *	1	22	0	22
Sept. 19	at Miami (Ohio)	3	44	0	18
Sept. 24	at Memphis *	1	9	0	9
Oct. 16	at BYU	1	15	0	15
Oct. 24	UConn *	2	38	0	21
Oct. 31	UCF *	1	20	0	20
Nov. 7	at Houston *	3	66	1	50
Nov. 14	Tulsa *	2	14	0	8
Nov. 21	at USF *	2	14	0	8
Nov. 28	at East Carolina *	1	6	0	6

## CAREER STATS

Year	G	Rec.	Yds.	Avg./R	Long	TD	Avg./G
2013	12	4	39	9.8	24	0	3.3
2014	13	15	145	9.7	34	2	11.2
2015	12	19	262	13.8	50	1	21.8
<b>TOTAL</b>	<b>38</b>	<b>38</b>	<b>446</b>	<b>11.7</b>	<b>50</b>	<b>3</b>	<b>11.7</b>

## 16 ANDREW GANTZ

K | 5-9 | 170 | So. | 1L | Dayton, Ohio/Centerville

Points scored: .....16, at Memphis, 09/26/15  
 Kick PATs: .....7, Alabama A&M, 09/05/15; Toledo, 09/12/14  
 Points by kicking: .....16, at Memphis, 09/26/15  
 Field goals made: .....4, at Memphis, 09/26/15  
 Field goal attempts: .....5, at Memphis, 09/26/15  
 Longest field goal: .....51, Miami (Fla.), 10/01/15

## GAME BY GAME

Date	Opponent	PAT-A	FGM-FGA	Lg	Blk
Sept. 5	ALABAMA A&M	6-6	1-1	35	0
Sept. 12	TEMPLE *	2-2	2-3	27	0
Sept. 19	at Miami (Ohio)	4-4	3-3	46	0
Sept. 24	at Memphis *	4-4	4-5	49	1
Oct. 1	MIAMI (FLA.)	4-4	2-2	51	0
Oct. 16	at BYU	3-3	1-2	29	1
Oct. 24	UCONN *	4-4	3-4	38	0
Oct. 31	UCF *	7-7	1-1	26	0
Nov. 7	at Houston *	2-2	0-0	n/a	0
Nov. 14	Tulsa *	7-7	0-1	n/a	0
Nov. 21	at USF *	3-3	2-2	44	0
Nov. 28	at East Carolina *	1-2	2-3	50	0

## CAREER STATS

Year	FGM-FGA	Pct.	1-19	20-29	30-39	40-49	50+	Lg	PAT
2014	16-20	80.0	0-0	5-5	6-7	5-7	0-1	47	52-54
2015	21-27	77.8	0-0	8-10	6-6	5-6	2-5	51	48-49
<b>TOTAL</b>	<b>37-47</b>	<b>78.7</b>	<b>0-0</b>	<b>13-15</b>	<b>12-13</b>	<b>10-13</b>	<b>2-6</b>	<b>51</b>	<b>100-103</b>

2015 UNIVERSITY OF CINCINNATI FOOTBALL

INDIVIDUAL GAME HIGHS • OFFENSE

26 SAM GERACI

P | 6-4 | 222 | So. | 1L | Cincinnati, Ohio/Moeller

Punt attempts:.....8, at Temple, 11/29/14  
Punt yards:.....337, at Temple, 11/29/14 (8 punts)  
Longest punt:.....63, at East Carolina, 11/28/15

GAME BY GAME

Date	Opponent	No.	Yds	Avg	Lg	Blkd	TB	FC	50+	In20
Sept. 5	ALABAMA A&M	2	76	38.0	38	0	0	1	0	1
Sept. 12	TEMPLE *	1	40	40.0	40	0	0	0	0	0
Sept. 19	at Miami (Ohio)	5	265	53.0	60	0	1	0	4	2
Sept. 24	at Memphis *	3	134	44.7	54	0	1	1	1	1
Oct. 1	MIAMI (FLA.)	6	276	46.0	62	0	0	0	2	3
Oct. 16	at BYU	7	318	45.4	61	0	1	2	3	2
Oct. 24	UCONN *	2	63	31.5	32	0	3	1	0	1
Nov. 7	at Houston *	4	191	47.8	58	1	1	1	2	2
Nov. 14	Tulsa *	2	78	39.0	39	0	0	1	0	1
Nov. 21	at USF *	3	155	51.7	62	0	0	2	2	1
Nov. 28	at East Carolina *	3	148	49.3	63	0	1	1	1	2

CAREER STATS

Year	G	Punts	Yards	Avg.	TB	FC	In20	50+	Blkd	Long
2014	13	51	2007	39.4	5	13	15	7	0	60
2015	12	38	1744	45.9	5	10	16	15	1	63
<b>TOTAL</b>	<b>25</b>	<b>89</b>	<b>3751</b>	<b>42.1</b>	<b>10</b>	<b>23</b>	<b>31</b>	<b>22</b>	<b>1</b>	<b>63</b>

7 TION GREEN

RB | 6-0 | 230 | Jr. | 2L | Sanford, Fla./Lake Brantley

Rush attempts: .....19, at Miami (Ohio), 09/19/15  
Rush yards: .....127, Alabama A&M, 09/05/15 (17 carries)  
Rush TDs: .....2, Temple, 10/11/13; at Memphis, 10/30/13  
Long rush: .....41, Miami (Fla.), 10/01/15  
Receptions: .....3, Temple, 09/12/15  
Receiving yards: .....31, Temple, 09/12/15 (3 receptions)  
Long reception: .....16, Miami (Ohio), 09/20/14  
Pass attempts: .....1, at BYU, 10/16/15  
Pass completions: .....1, at BYU, 10/16/15  
Pass yards: .....2, at BYU, 10/16/15  
Pass TDs: .....1, at BYU, 10/16/15

GAME BY GAME

Date	Opponent	No.	Yds.	TD	Long
Sept. 5	ALABAMA A&M	17	127	1	25
Sept. 12	TEMPLE *	13	63	1	17
Sept. 19	at Miami (Ohio)	19	66	1	22
Sept. 24	at Memphis *	12	41	0	17
Oct. 1	MIAMI (FLA.)	15	90	0	41
Oct. 16	at BYU	9	30	1	16
Oct. 24	UCONN *	14	71	0	17
Oct. 31	UCF *	6	58	1	23
Nov. 7	at Houston *	3	14	0	4
Nov. 14	Tulsa *	12	64	1	12
Nov. 21	at USF *	10	51	2	11
Nov. 28	at East Carolina *	11	26	0	7

CAREER STATS

Year	G	Att	Yards	Yds/Att	Long	TD	Yds/G
2012	7	16	70	4.4	23	1	10.0
2013	11	91	412	4.5	24	7	37.5
2014	3	28	118	4.2	14	1	39.3
2015	12	141	697	4.9	41	8	58.1
<b>TOTAL</b>	<b>33</b>	<b>276</b>	<b>1297</b>	<b>4.7</b>	<b>41</b>	<b>17</b>	<b>39.3</b>

3 JOHNNY HOLTON JR.

WR | 6-2 | 191 | Sr. | 1L | Miami, Fla./Coconut Grove/College of Dupage

Receptions: .....5, at Miami (Fla.), 10/11/14; at Temple, 11/29/14  
Receiving yards: .....146, UCF, 10/31/15 (3 receptions)  
Receiving TDs: .....2, Alabama A&M, 09/05/15, UCF, 10/31/15  
Long reception: .....78, UCF, 10/31/15  
All-purpose yards: .....209, Toledo, 09/12/14  
Kick returns: .....6, Toledo, 09/12/14; East Carolina, 11/13/14  
Kick return yards: .....141, Toledo, 09/12/14 (6 returns)  
Long kick return: .....40, at Miami (Ohio), 09/19/15; at SMU, 10/18/14

GAME BY GAME

Date	Opponent	No.	Yds.	TD	Long
Sept. 5	ALABAMA A&M	3	81	2	47
Sept. 12	TEMPLE *	2	36	0	20
Sept. 19	at Miami (Ohio)	3	50	0	27
Sept. 24	at Memphis *	2	25	0	16
Oct. 24	UCONN *	2	62	1	33
Oct. 31	UCF *	3	146	2	78
Nov. 7	at Houston *	2	61	0	65

CAREER STATS

Year	G	Rec.	Yds.	Avg./R	Long	TD	Avg./G
2014	13	29	431	14.9	41	5	33.2
2015	8	17	461	27.1	78	5	57.6
<b>TOTAL</b>	<b>21</b>	<b>46</b>	<b>892</b>	<b>19.4</b>	<b>78</b>	<b>10</b>	<b>42.5</b>

11 GUNNER KIEL

QB | 6-4 | 213 | Jr. | 1L | Columbus, Ind./East/Notre Dame

Rush attempts: .....8, Miami (Ohio), 09/20/14  
Rush yards: .....50, at SMU, 10/18/14 (6 carries)  
Rush TDs: .....1, three times  
Long rush: .....24, Toledo, 09/12/14  
Pass attempts: .....57, at Miami (Fla.), 10/11/14  
Pass completions: .....31, at Miami (Fla.), 10/11/14  
Pass yards: .....523, at Houston, 11/07/15  
Pass TDs: .....6, Toledo, 09/12/14  
Had intercepted: .....4, Temple, 09/12/15  
Long pass: .....88, Temple, 09/12/15  
Total offense attempts: .....61, at Miami (Fla.), 10/11/14 (4 rush,57 pass)  
Total offense yards: .....499, at Houston, 11/07/15 (-24 rush, 523 pass)

GAME BY GAME

Date	Opponent	Cmp.	Att.	Int.	Yds.	TD	Long	Sac
Sept. 5	ALABAMA A&M	18	22	0	233	2	47	0
Sept. 12	TEMPLE *	30	52	4	427	2	88	1
Sept. 19	at Miami (Ohio)	15	26	0	145	1	27	1
Sept. 24	at Memphis *	7	11	1	63	0	16	0
Oct. 24	UCONN *	26	35	0	327	2	33	1
Oct. 31	UCF *	15	15	0	319	5	78	0
Nov. 7	at Houston *	28	51	2	523	4	65	3
Nov. 14	Tulsa *	29	42	1	386	2	43	1
Nov. 21	at USF *	8	15	2	84	0	17	1
Nov. 28	at East Carolina *	30	47	1	270	1	25	0

CAREER STATS

Year	G	Att	Comp	Pct	Yds	Lg	Effic.	TD	Int	Yds/G
2014	13	390	233	0.597	3254	83	149.4	31	13	250.3
2015	10	316	206	0.652	2777	88	151.9	19	11	277.7
<b>TOTAL</b>	<b>23</b>	<b>706</b>	<b>439</b>	<b>0.622</b>	<b>6031</b>	<b>88</b>	<b>150.5</b>	<b>50</b>	<b>24</b>	<b>262.2</b>



## 2015 UNIVERSITY OF CINCINNATI FOOTBALL

## INDIVIDUAL GAME HIGHS • OFFENSE

## 2 MEKALE MCKAY

WR | 6-5 | 210 | Sr. | 2L | Louisville, Ky./Moore/Arkansas

Receptions: ..... 9, Toledo, 09/12/14 ; East Carolina, 11/13/14  
 Receiving yds: ..... 175, Toledo, 09/12/14 (9 receptions)  
 Receiving TDs: ..... 3, at Rutgers, 11/16/13  
 Long reception: ..... 88, Temple, 09/12/15

## GAME BY GAME

Date	Opponent	No.	Yds.	TD	Long
Sept. 5	ALABAMA A&M	2	28	0	16
Sept. 12	TEMPLE *	2	105	1	88
Sept. 24	at Memphis *	2	32	0	16
Oct. 1	MIAMI (FLA.)	4	91	1	52
Oct. 24	UCONN *	1	15	0	15
Nov. 7	at Houston *	3	46	0	23
Nov. 14	Tulsa *	6	101	0	31
Nov. 21	at USF *	2	32	0	18
Nov. 28	at East Carolina *	3	44	0	25

## CAREER STATS

Year	G	Rec.	Yds.	Avg./R	Long	TD	Avg./G
2013	13	16	485	30.3	66	7	37.3
2014	13	44	725	16.5	80	8	55.8
2015	11	25	494	19.8	88	2	44.9
<b>TOTAL</b>	<b>37</b>	<b>85</b>	<b>1704</b>	<b>20.0</b>	<b>88</b>	<b>17</b>	<b>46.1</b>

## 15 CHRIS MOORE

WR | 6-2 | 203 | Sr. | 3L | Tampa, Fla./Thomas Jefferson

Receptions: ..... 7, Louisville, 12/05/13  
 Receiving yards: ..... 221, at Ohio State, 09/27/14 (3 receptions)  
 Receiving TDs: ..... 3, at Ohio State, 09/27/14  
 Long reception: ..... 83, at Ohio State, 09/27/14

## GAME BY GAME

Date	Opponent	No.	Yds.	TD	Long
Sept. 5	ALABAMA A&M	2	41	0	25
Sept. 12	TEMPLE *	3	48	0	24
Sept. 19	at Miami (Ohio)	5	73	1	27
Sept. 24	at Memphis *	5	153	1	68
Oct. 24	UCONN *	3	31	0	19
Oct. 31	UCF *	3	108	1	49
Nov. 7	at Houston *	6	140	2	35
Nov. 14	Tulsa *	4	77	1	43
Nov. 21	at USF *	6	131	1	54
Nov. 28	at East Carolina *	2	21	0	12

## CAREER STATS

Year	G	Rec.	Yds.	Avg./R	Long	TD	Avg./G
2012	12	4	113	28.3	65	2	9.4
2013	13	45	645	14.3	51	9	49.6
2014	13	30	673	22.4	83	8	51.8
2015	11	39	823	21.1	68	7	74.8
<b>TOTAL</b>	<b>49</b>	<b>118</b>	<b>2254</b>	<b>19.1</b>	<b>83</b>	<b>26</b>	<b>46.0</b>

## 8 HAYDEN MOORE

QB | 6-3 | 205 | Fr. | RS | Clay, Ala./Clay-Chalkville

Rush attempts: ..... 20, at BYU, 10/16/15  
 Rush yards: ..... 29, at Miami (Ohio), 09/19/15 (11 carries)  
 Rush TDs: ..... 1, at Miami (Ohio), 09/19/15 ; Miami (Fla.), 10/01/15  
 Long rush: ..... 19, at BYU, 10/16/15  
 Pass attempts: ..... 53, at Memphis, 09/24/15  
 Pass completions: ..... 31, at Memphis, 09/24/15  
 Pass yards: ..... 557, at Memphis, 09/24/15  
 Pass TDs: ..... 4, at Memphis, 09/24/15  
 Had intercepted: ..... 2, at Miami (Ohio), 09/19/15 ; at Memphis, 09/24/15  
 Long pass: ..... 68, at Memphis, 09/24/15

## GAME BY GAME

Date	Opponent	Cmp.	Att.	Int.	Yds.	TD	Long	Sac
Sept. 5	ALABAMA A&M	8	14	0	107	1	35	0
Sept. 19	at Miami (Ohio)	7	14	2	118	0	27	1
Sept. 24	at Memphis *	31	53	2	557	4	68	0
Oct. 1	MIAMI (FLA.)	22	33	1	279	2	52	2
Oct. 16	at BYU	15	30	0	219	0	46	8
Oct. 31	UCF *	11	14	1	154	1	49	0
Nov. 21	at USF *	20	36	2	249	1	54	2

## CAREER STATS

Year	G	Att	Comp	Pct	Yds	Lg	Effic.	TD	Int	Yds/G
2015	8	194	114	0.588	1683	68	138.7	9	8	210.4
<b>TOTAL</b>	<b>8</b>	<b>194</b>	<b>114</b>	<b>0.588</b>	<b>1683</b>	<b>68</b>	<b>138.7</b>	<b>9</b>	<b>8</b>	<b>210.4</b>

## 25 MAX MORRISON

WR | 6-1 | 182 | Sr. | 3L | Kenton, Ohio/Kenton

Receptions: ..... 9, at Memphis, 09/24/15  
 Receiving yards: ..... 162, at Memphis, 09/24/15 (9 receptions)  
 Receiving TDs: ..... 2, at Memphis, 09/24/15  
 Long reception: ..... 46, Northwestern State, 09/14/13

## GAME BY GAME

Date	Opponent	No.	Yds.	TD	Long
Sept. 5	ALABAMA A&M	3	48	0	35
Sept. 12	TEMPLE *	4	54	0	25
Sept. 19	at Miami (Ohio)	3	26	0	15
Sept. 24	at Memphis *	9	162	2	40
Oct. 1	MIAMI (FLA.)	5	61	0	38
Oct. 16	at BYU	4	31	0	14
Oct. 24	UCONN *	2	22	0	20
Oct. 31	UCF *	2	-1	0	4
Nov. 7	at Houston *	4	47	0	18
Nov. 21	at USF *	1	11	0	11
Nov. 28	at East Carolina *	4	32	0	9

## CAREER STATS

Year	G	Rec.	Yds.	Avg./R	Long	TD	Avg./G
2012	11	0	0	--	0	0	--
2013	13	29	447	15.4	46	3	34.4
2014	13	45	458	10.2	45	4	35.2
2015	12	45	533	11.8	40	3	44.4
<b>TOTAL</b>	<b>49</b>	<b>119</b>	<b>1438</b>	<b>12.1</b>	<b>46</b>	<b>10</b>	<b>29.3</b>

INDIVIDUAL GAME HIGHS • OFFENSE

19 **SHAQ WASHINGTON**  
WR | 5-9 | 179 | Sr. | 3L | Maple Hts., Ohio/Maple Hts.

Rush attempts: ..... 4, vs Virginia Tech, 12/27/14; vs NC Tar Heels, 12/28/13  
Rush yards: ..... 67, vs NC Tar Heels, 12/28/13 (4 carries)  
Rush TDs: ..... 1, vs NC Tar Heels, 12/28/13  
Long rush: ..... 52, vs NC Tar Heels, 12/28/13  
Pass attempts: ..... 2, at Rutgers, 11/16/13  
Pass completions: ..... 2, at Rutgers, 11/16/13  
Pass yards: ..... 40, at Rutgers, 11/16/13  
Pass TDs: ..... 1, at Rutgers, 11/16/13  
Long pass: ..... 31, vs Virginia Tech, 12/27/14  
Receptions: ..... 15, at East Carolina, 11/28/15  
Receiving yards: ..... 163, USF, 10/24/14 (12 receptions)  
Receiving TDs: ..... 2, UCF, 10/31/15

GAME BY GAME

Date	Opponent	No.	Yds.	TD	Long
Sept. 5	ALABAMA A&M	7	69	0	20
Sept. 12	TEMPLE *	6	53	1	13
Sept. 19	at Miami (Ohio)	4	44	0	18
Sept. 24	at Memphis *	9	120	1	21
Oct. 1	MIAMI (FLA.)	8	106	0	35
Oct. 16	at BYU	5	103	0	46
Oct. 24	UCONN *	8	78	0	25
Oct. 31	UCF *	8	72	2	20
Nov. 7	at Houston *	4	59	1	21
Nov. 14	Tulsa *	8	91	0	20
Nov. 21	at USF *	6	52	0	16
Nov. 28	at East Carolina *	15	124	1	16

CAREER STATS

Year	G	Rec.	Yds.	Avg./R	Long	TD	Avg./G
2011	5	3	14	4.7	8	0	2.8
2012	5	3	23	7.7	16	0	4.6
2013	13	78	783	10.0	43	1	60.2
2014	13	66	761	11.5	40	4	58.5
2015	12	88	971	11.0	46	6	80.9
<b>TOTAL</b>	<b>48</b>	<b>238</b>	<b>2552</b>	<b>10.7</b>	<b>46</b>	<b>11</b>	<b>53.2</b>

4 **HOSEY WILLIAMS**  
RB | 5-9 | 202 | Sr. | 1L | Miami, Fla./Southridge/ASA College

Rush attempts: ..... 20, at Miami (Ohio), 09/21/13  
Rush yards: ..... 140, UConn, 10/24/15 (13 carries)  
Rush TDs: ..... 2, Northwestern State, 09/14/13  
Long rush: ..... 84, UConn, 10/24/15

GAME BY GAME

Date	Opponent	No.	Yds.	TD	Long
Sept. 5	ALABAMA A&M	18	95	1	14
Sept. 12	TEMPLE *	9	45	0	15
Sept. 19	at Miami (Ohio)	17	81	0	18
Sept. 24	at Memphis *	12	50	0	14
Oct. 1	MIAMI (FLA.)	11	80	1	29
Oct. 16	at BYU	8	29	0	15
Oct. 24	UCONN *	13	140	1	84
Oct. 31	UCF *	8	28	1	10
Nov. 7	at Houston *	4	19	0	8
Nov. 14	Tulsa *	8	63	1	20
Nov. 21	at USF *	8	30	0	14
Nov. 28	at East Carolina *	13	69	0	16

CAREER STATS

Year	G	Att	Yards	Yds/Att	Long	TD	Yds/G
2013	12	115	655	5.7	77	4	54.6
2014	4	26	140	5.4	33	0	35.0
2015	12	129	725	5.6	84	4	60.4
<b>TOTAL</b>	<b>28</b>	<b>270</b>	<b>1520</b>	<b>5.6</b>	<b>84</b>	<b>8</b>	<b>54.3</b>

**38 MASON ANTOUN • DE**

Tackles:..... 3, at Rutgers, 11/16/13 (2-1)

**47 LANDON BRAZILE • DE**

Tackles:..... 3, UConn, 10/24/15 (2-1)

Tackles for loss: .....1.0, UConn, 10/24/15

**96 CORTEZ BROUGHTON • DT**

Tackles:.....5, twice

Tackles for loss: .....1.0, Temple, 09/12/15 (1-0)

Pass breakups .....1, vs. Miami (Fla.), 10/01/15

**40 KEVIN BROWN • LB**

Tackles:.....13, Memphis, 10/04/14 (2-11)

Sacks: .....1.0, vs Virginia Tech, 12/27/14 (1-0)

Tackles for loss: ....1.0, twice, last vs Virginia Tech, 12/27/14

Pass breakups: ..... 2, USF, 10/24/14 ; East Carolina, 11/13/14

**53 FRANKLIN BRUSCIANELLI • LB**

Tackles: ..... 2, Alabama A&amp;M, 09/05/15 (1-1)

**94 CHRIS BURTON • DT**

Tackles: .....5, twice

Sacks: .....1.0, Toledo, 09/12/14 (1-0)

Tackles for loss: .....1.0, Toledo, 09/12/14 (1-0)

**24 MALIK CLEMENTS • S**

Tackles:..... 5, Tulsa, 11/14/15

Fumbles recovered:..... 1, Tulsa, 11/14/15

**13 GRANT COLEMAN • CB**

Tackles:.....7, twice, last vs. Memphis, 10/04/14

Tackles for loss: .....2.0, Temple, 09/12/15 (2-0)

Fumbles forced:..... 1, Toledo, 09/12/14

Pass breakups:.....1, 5 times

**44 MARQUISE COPELAND • DE**

Tackles:.....4, at BYU, 10/16/15 (0-4)

**22 ZACH EDWARDS • S**

Interceptions: .....1, 7 times

Long interception return: ..... 29, at Miami (Ohio), 09/19/15

Tackles: .....18, Memphis, 10/04/14 (7-11)

Tackles for loss: ..... 1.5, vs Virginia Tech, 12/27/14 (1-0)

Fumbles forced: ..... 1, three times

Fumbles recovered: .....1, at Memphis, 10/30/13

Pass breakups: .....3, vs NC Tar Heels, 12/28/13

**12 JARRED EVANS • CB**

Tackles:..... 2, UConn, 10/24/15

**51 KIMONI FITZ • DE**

Tackles:.....5, at Houston, 11/07/15

Tackles for loss: ..... .5, at Miami (Ohio), 09/19/15 (0-0)

**2 TYRELL GILBERT • S**

Interceptions: ..... 1, UConn, 10/24/15

Tackles:.....8, twice

Tackles for loss: .....1, at BYU, 10/16/15

Pass breakups:.....2, Miami (Fla.), 10/01/15

**77 BEAU HARMON • DT**

Tackles:.....1, Alabama A&amp;M, 09/05/15 (1-0)

**41 KEVIN HYLAND • LB**

Tackles:..... 3, UCF, 10/31/15

**20 CARTER JACOBS • S**

Touchdowns: .....1, at Miami (Fla.), 10/11/14

Tackles:.....9, UCF, 10/31/15 (2-7)

Fumbles forced:..... 1, UConn, 10/24/15

Fumbles recovered:..... 1, at Miami (Fla.), 10/11/14

Pass breakups:..... 1, at Tulane, 10/31/14

**45 BRYCE JENKINSON • LB**

Interceptions .....1, at Houston, 11/07/15

Tackles:.....9, at Houston, 11/07/15

Tackles for loss: .....1.0, at Miami (Ohio), 09/19/15 (1-0)

Sacks.....1.0, UConn, 10/24/15

Fumbles forced:..... 1, UConn, 10/24/15

Pass breakups:.....1, at Miami (Ohio), 09/19/15

**98 LYNDON JOHNSON • DT**

Tackles:.....3, twice

Sacks: .....1.0, at Memphis, 09/24/15 (1-0)

Tackles for loss: .....1.0, at Memphis, 09/24/15 (1-0)

**29 ANDRE JONES • S**

Interceptions: .....1, twice, last vs. Alabama A&amp;M, 09/05/15

Long interception return: .....32, at SMU, 10/18/14

Tackles:..... 10, at Ohio State, 09/27/14 (4-6)

Tackles for loss: .....1.0, twice, last vs. Memphis, 10/04/14

Pass breakups:.....3, East Carolina, 11/13/14

**42 ANTONIO KINARD • DE**

Tackles:.....4, Alabama A&amp;M, 09/05/15 (0-4)

**33 JAYLYN MINOR • LB**

Tackles:.....6, at Houston, 11/07/15

Tackles for loss: .....0.5, UCF, 10/31/15

Pass breakups:.....1, at BYU, 10/16/15

**52 KEITH MINOR • DT**

Tackles:..... 2, Alabama A&amp;M, 09/05/15 (1-1)

Tackles for loss: .....5, Alabama A&amp;M, 09/05/15 (0-0)

**48 KEVIN MOUHON • DE**

Tackles:.....5, at Houston, 11/07/15

Tackles for loss: .....5, Alabama A&amp;M, 09/05/15 (0-0)

**92 SILVERBERRY MOUHON • DE**

Receptions: .....1, vs Virginia Tech, 09/29/12

Long reception: ..... 16, vs Virginia Tech, 09/29/12

Tackles:.....9, Temple, 09/12/15 (3-6)

Sacks: .....2.0, four times

Tackles for loss: .....3.0, Tulsa, 11/14/15

Fumbles forced:.....1, 4 times

Pass breakups:..... 1, three times

**97 NORMAN OGLESBY • DT**

Tackles:..... 1, twice, last at Memphis, 09/24/15

Sacks: .....1.0, Alabama A&amp;M, 09/05/15 (1-0)

Tackles for loss: .....1.0, Alabama A&amp;M, 09/05/15 (1-0)

**99 ALEX PACE • DT**

Tackles:..... 4, at UConn, 11/22/14 (1-3)

Tackles for loss: ..... 1.0, three times

**14 JJ PINCKNEY • CB**

Tackles:.....7, Tulsa, 11/14/15

Pass breakups:..... 2, at East Carolina, 11/28/15

**9 LEVITICUS PAYNE • CB**

Interceptions: .....1, twice, last at UConn, 11/22/14

Tackles:.....11, at Ohio State, 09/27/14 (6-5)

Sacks: ..... 1.0, twice, last vs. Houston, 12/06/14

Tackles for loss: .....2.0, Miami (Ohio), 09/20/14 (2-0)

Fumbles forced:..... 1, twice, last at Memphis, 09/24/15

Fumbles recovered:.....1, 4 times

Pass breakups:..... 2, three times

**32 LINDEN STEPHENS • CB**

Interceptions: ..... 1, three times

Tackles:..... 6, twice

Fumbles Forced:.....1, at Houston, 11/07/15

Pass breakups:.....2, East Carolina, 11/13/14

**27 ALEX THOMAS • CB**

Tackles:.....6, at Houston, 11/07/15

Pass breakups:.....1, UConn (10/24/15)

**50 SIONE TONGAMOA • DT**

Tackles:.....4, at Houston, 11/07/15

Sacks: ..... 1.0, three times

Tackles for loss: ..... 1.5, at Houston, 11/07/15

**5 MIKE TYSON • LB**

Interceptions: .....1, twice, last at Rutgers, 11/16/13

Long interception return: ..... 87, UConn, 10/19/13

Tackles:..... 9, Memphis, 10/04/14 (3-6)

Tackles for loss: .....1.0, at Memphis, 09/24/15 (1-0)

Fumbles recovered:.....1, Miami (Ohio), 09/20/14

Pass breakups:.....2, at Miami (Ohio), 09/19/15

**61 KIRK WILLIS • LS**

Tackles:.....2, Pittsburgh, 09/06/12 (1-1)

**23 ERIC WILSON • LB**

Points scored: ..... 6, at Tulane, 10/31/14

Touchdowns: ..... 1, at Tulane, 10/31/14

Tackles:.....18, at Miami (Ohio), 09/19/15 (9-9)

Tackles for loss: .....1.5, UConn, 10/24/15

Fumbles forced:..... 1, Temple, 09/12/15; USF, 10/24/14

Fumbles recovered:.....1, 5 times

Pass breakups:..... 1, twice, last at Memphis, 09/24/15

**56 MARK WILSON • DE**

Tackles:.....6, at Houston, 11/07/15

Sacks: .....1.0, twice, last vs. Alabama A&amp;M, 09/05/15

Tackles for loss: .....1.0, four times

Fumbles recovered:..... 1, at USF, 11/21/15

**8 ADRIAN WITTY • CB**

Touchdowns: ..... 1, Purdue, 08/31/13

Interceptions: ..... 1, Purdue, 08/31/13

Long interception return: .....41, Purdue, 08/31/13

Tackles:.....11, SMU, 11/09/13 (7-4)

Sacks: ..... 2.0, USF, 11/23/12 (2-0)

Tackles for loss: ..... 2.0, twice, last vs. USF, 11/23/12 (2-0)

Fumbles forced:..... 2, Austin Peay, 09/03/11

Pass breakups:.....2, twice, last at Miami (Ohio), 09/19/15

2015 UNIVERSITY OF CINCINNATI FOOTBALL

TEAM SUPERLATIVES

CINCINNATI SUPERLATIVES

INDIVIDUAL

**Longest Rush:** 84, Hosey Williams vs. UConn  
**Longest Touchdown Run:** 29, Hosey Williams vs. Miami (Fla.)  
**Longest Pass:** 88, Gunner Kiel vs. Temple  
**Longest TD Pass:** 88, Gunner Kiel vs. Temple  
**Longest Reception:** 88, McKay from Kiel vs. Temple  
**Longest TD Reception:** 88, McKay from Kiel vs. Temple  
**Longest Punt Return:** 69, Shaq Washington vs. Miami (Fla.)  
**Longest Kickoff Return:** 40, Johnny Holton at Miami (Ohio)  
**Longest Interception Return:** 29, Zach Edwards at Miami (Ohio)  
**Most Punts:** 7, Sam Geraci at BYU  
**Longest Punt:** 63, Sam Geraci at East Carolina  
**Highest Punt Average:** 53.0, Sam Geraci at Miami (Ohio)  
**Longest Field Goal:** 51, Andrew Gantz vs. Miami (Fla.)  
**Most Field Goals:** 4, Andrew Gantz at Memphis  
**Most TDs Rushing:** 3, Mike Boone vs. Tulsa  
**Most TDs Receiving:** 2, five times  
**Most TDs Passing:** 5, Gunner Kiel vs. UCF  
**Most Rushing Attempts:** 19, Tion Green at Miami (Ohio)  
**Most Yards Rushing:** 140, Hosey Williams vs. UConn  
**Most Pass Attempts:** 53, Hayden Moore at Memphis  
**Most Pass Completions:** 31, Hayden Moore at Memphis  
**Most Yards Passing:** 557\*, Hayden Moore at Memphis  
**Most Receptions:** 15, Shaq Washington at East Carolina  
**Most Yards Receiving:** 162, Max Morrison at Memphis  
**Most Total Offense:** 564\*, Hayden Moore at Memphis  
**Most All-Purpose Yards:** 175. Holton at Miami (Ohio); Washington vs. Miami (Fla.)  
**Most Interceptions:** 1, seven times  
**Most Tackles:** 18, Eric Wilson at Miami (Ohio)  
**Most Solo Tackles:** 9, Eric Wilson at Miami (Ohio), Zach Edwards vs. Tulsa  
**Most Quarterback Sacks:** 2.0, Silverberry Mouhon vs. Tulsa  
**Most Tackles for Loss:** 3.0, Silverberry Mouhon vs. Tulsa  
**Most Passes Broken Up:** 2, five times

\* School Record

TEAM

	High	Low
<b>Rushes</b>	54 (at Miami (Ohio))	18 (at Houston)
<b>Yards Rushing</b>	296 (Alabama A&M)	66 (at Houston)
<b>TD Rushes</b>	5 (Tulsa)	0 (at Houston)
<b>Pass Attempts</b>	64* (at Memphis)	31 (at BYU)
<b>Pass Completions</b>	38* (at Memphis)	16 (at BYU)
<b>Yards Passing</b>	620* (at Memphis)	220 (at BYU)
<b>TD Passes</b>	6 (UCF)	1 (twice)
<b>Total Plays</b>	100* (at Memphis)	67 (vs. Miami (Fla.))
<b>Total Offense</b>	752* (at Memphis)	341 (at BYU)
<b>Points</b>	52 (Alabama A&M/UCF)	24 (at BYU)
<b>Sacks By</b>	3 (Alabama A&M)	0 (three times)
<b>First Downs</b>	38* (at Memphis)	21 (at BYU)
<b>Penalties</b>	11 (twice)	5 (Temple)
<b>Penalty Yards</b>	105 (vs. UConn)	51 (Temple)
<b>Turnovers</b>	6 (at USF)	0 (at BYU)
<b>Interceptions By</b>	2 (twice)	0 (four times)

\* School Record

OPPONENT SUPERLATIVES

INDIVIDUAL

**Longest Rush:** 56, Jahad Thomas vs. Temple  
**Longest Touchdown Run:** 56, Jahad Thomas vs. Temple  
**Longest Pass:** 82, Paxton Lynch at Memphis  
**Longest TD Pass:** 82, Paxton Lynch at Memphis  
**Longest Reception:** 82, A. Miller from Lynch at Memphis  
**Longest TD Reception:** 82, A. Miller from Lynch at Memphis  
**Longest Punt Return:** 39, Garrett Juergens at BYU  
**Longest Kickoff Return:** 100, Jahad Thomas vs. Temple  
**Longest Interception Return:** 59, Arthur Maulet at Memphis  
**Most Punts:** 9, Nick Carden vs. Alabama A&M  
**Longest Punt:** 72, Spencer Smith at Memphis  
**Highest Punt Average:** 52.7, Spencer Smith at Memphis  
**Longest Field Goal:** 49, Emilio Nadelman at USF  
**Most Field Goals:** 3, Michael Badgley vs. Miami (Fla.)  
**Most TDs Rushing:** 2, four times  
**Most TDs Receiving:** 2, three times  
**Most TDs Passing:** 4, Quinton Flowers at USF  
**Most Rushing Attempts:** 30, Kenneth Farrow at Houston  
**Most Yards Rushing:** 193, Jahad Thomas vs. Temple  
**Most Pass Attempts:** 50, Blake Kemp at East Carolina  
**Most Pass Completions:** 33, Blake Kemp at East Carolina  
**Most Yards Passing:** 412, Paxton Lynch at Memphis  
**Most Receptions:** 12, Isaiah Jones at East Carolina  
**Most Yards Receiving:** 168, Keyarris Garrett vs. Tulsa  
**Most Total Offense:** 464, Paxton Lynch at Memphis  
**Most All-Purpose Yards:** 342, Jahad Thomas vs. Temple  
**Most Interceptions:** 2, three times  
**Most Tackles:** 16, Junior Joseph vs. UConn  
**Most Solo Tackles:** 9, Kerwin Thomas vs. Tulsa  
**Most Quarterback Sacks:** 3.0, twice  
**Most Tackles for Loss:** 3.0, twice  
**Most Passes Broken Up:** 2, four times

\* School Record

TEAM

	High	Low
<b>Rushes</b>	63 (at Houston)	29 (at BYU)
<b>Yards Rushing</b>	361 (at USF)	98 (Alabama A&M)
<b>TD Rushes</b>	4 (at Memphis)	0 (twice)
<b>Pass Attempts</b>	51 (at East Carolina)	20 (Temple)
<b>Pass Completions</b>	34 (at East Carolina)	10 (Alabama A&M)
<b>Yards Passing</b>	412 (at Memphis)	81 (Temple)
<b>TD Passes</b>	5 (at USF)	0 (three times)
<b>Total Plays</b>	89 (Tulsa)	56 (Temple)
<b>Total Offense</b>	588 (Tulsa)	246 (Alabama A&M)
<b>Points</b>	65 (at USF)	7 (UCF)
<b>Sacks By</b>	8 (at BYU)	0 (three times)
<b>First Downs</b>	26 (Tulsa)	13 (Temple)
<b>Penalties</b>	12 (Temple)	3 (UConn)
<b>Penalty Yards</b>	112 (Temple)	25 (UConn)
<b>Turnovers</b>	3 (at USF)	0 (vs. Miami (Fla.))
<b>Interceptions By</b>	4 (twice)	0 (four times)

\* School Record

// MISCELLANEOUS STATISTICS

TURNOVERS

**Takeaways (Fum/Int):** 14 (5/9)  
**Giveaways (Fum/Int):** 30 (11/19)  
**Difference:** -16

POINTS OFF TURNOVERS

**Cincinnati:** 68  
**Opponents:** 78

POINTS OFF TURNOVERS PER GAME

**Cincinnati:** 5.6  
**Opponents:** 6.5

KICKOFFS

**Kickoffs:** 84  
**Touchbacks (pct.):** 30 (.357)  
**Fair Catches:** 0  
**Downed Kicks:** 0  
**Out of Bounds:** 3  
**Onside Kicks (No./Recovered by UC):** 1/0  
**Opponent Returns (No.-Yds./Avg):** 50-1,243/24.9  
**Opponent Touchdowns:** 1

KICKOFF RETURNS

**Kickoffs:** 69  
**Touchbacks (pct.):** 20 (.289)  
**Fair Catches:** 0  
**Downed Kicks:** 0  
**Out of Bounds:** 2  
**Onside Kicks (No./Recovered by UC):** 3/1  
**Returns (No.-Yds./Avg):** 46-919/20.0  
**Touchdowns:** 0



## 2015 UNIVERSITY OF CINCINNATI FOOTBALL

## INDIVIDUAL SUPERLATIVES

## 500-YARD PASSING GAMES

## #11 GUNNER KIEL (1)

Opp	Date	C-A-I	Yards	TD	Long
at Houston	11/08/15	28-51-2	523	4	65

## #9 HAYDEN MOORE (1)

Opp	Date	C-A-I	Yards	TD	Long
at Memphis	09/24/15	31-53-2	557	4	68

## 400-YARD PASSING GAMES

## #11 GUNNER KIEL (3)

Opp	Date	C-A-I	Yards	TD	Long
Toledo	09/12/14	25-37-0	418	6	52
East Carolina	11/13/14	29-44-3	436	4	66
Temple	09/12/15	30-52-4	427	2	88

## 300-YARD PASSING GAMES

## #11 GUNNER KIEL (4)

Opp	Date	C-A-I	Yards	TD	Long
at Ohio State	09/27/14	21-32-0	352	4	83
at Miami (Fla.)	10/11/14	31-57-3	355	3	45
UConn	10/24/15	26-35-0	327	2	33
UCF	10/31/15	15-15-0	319	5	78
Tulsa	11/14/15	29-42-1	386	2	43

## 200-YARD RECEIVING GAMES

## #15 CHRIS MOORE (1)

Opp	Date	Rec	Yards	TD	Long
at Ohio State	09/28/14	3	221	3	83

## 200-YARD RUSHING GAMES

## #27 MIKE BOONE (1)

Opp	Date	Att	Yards	TD	Long
USF	10/24/14	19	212	1	63

## 100-YARD RECEIVING GAMES

## #2 MEKALE MCKAY (4)

Opp	Date	Rec	Yards	TD	Long
at Rutgers	11/16/13	3	124	3	66
Toledo	09/12/14	9	175	1	52
East Carolina	11/13/14	9	172	2	55
Tulsa	11/15/15	6	101	0	31

## #3 JOHNNY HOLTON (1)

Opp	Date	Rec	Yards	TD	Long
UCF	10/31/15	3	146	2	78

## #15 CHRIS MOORE (5)

Opp	Date	Rec	Yards	TD	Long
vs. Virginia Tech	12/27/14	4	103	2	43
at Memphis	09/24/15	5	153	1	68
UCF	10/31/15	3	108	1	49
at Houston	11/08/15	6	140	2	35
at USF	11/20/15	6	131	1	54

## #25 MAX MORRISON (1)

Opp	Date	Rec	Yards	TD	Long
at Memphis	09/24/15	9	162	2	40

## 100-YARD RECEIVING GAMES

## #19 SHAQ WASHINGTON (8)

Opp	Date	Rec	Yards	TD	Long
at Rutgers	11/16/13	6	123	1	41
at Houston	11/23/13	9	137	0	34
USF	10/24/14	12	163	0	34
vs. Virginia Tech	12/27/14	5	100	0	40
at Memphis	09/24/15	9	120	1	21
Miami (Fla.)	10/01/15	8	106	0	35
at BYU	10/16/15	5	103	0	46
at East Carolina	11/28/15	15	124	1	16

## 100-YARD RUSHING GAMES

## #27 MIKE BOONE (4)

Opp	Date	Att	Yards	TD	Long
at Tulane	10/31/14	15	113	1	33
at Miami (Ohio)	9/19/15	4	118	1	74
UConn	10/24/15	13	117	0	34
Tulsa	11/14/15	18	137	3	38

## #7 TION GREEN (1)

Opp	Date	Att	Yards	TD	Long
Alabama A&M	09/05/15	17	127	1	25

## #23 HOSEY WILLIAMS (3)

Opp	Date	Att	Yards	TD	Long
Northwestern State	09/14/13	11	117	2	77
Toledo	09/12/14	14	103	0	33
UConn	10/24/15	13	140	1	84

2015 UNIVERSITY OF CINCINNATI FOOTBALL

PARTICIPATION

	Name	GP/GS	AAMU	TEM	MIAOH	MEM	MIAFL	BYU	UCONN	UCF	HOU	TUL	USF	ECU
90	ALLONCE, Hakeem	1/-	XXX	...	...	...	...	...	...	...	...	...	...	...
38	ANTOUN, Mason	9/1	XXX	XXX	XXX	XXX	...	XXX	...	XXX	...	START	XXX	XXX
30	BANSCHBACH, C.	8/-	XXX	...	...	...	XXX	XXX	XXX	XXX	XXX	XXX	XXX	...
85	BEARD, Brayden	4/-	XXX	...	XXX	XXX	XXX	...	...	...	...	...	...	...
59	BOND, Deyshawn	11/11	START	START	START	START	START	START	START	START	START	START	START	...
5B	BOONE, Mike	10/1	XXX	XXX	XXX	...	...	XXX	XXX	XXX	XXX	XXX	START	XXX
47	BRAZILE, Landon	5/1	XXX	...	...	XXX	XXX	...	START	...	...	...	...	XXX
96	BROUGHTON, C.	11/10	START	START	START	START	START	START	...	START	XXX	START	START	START
22	BROWN, Bobby	4/-	...	...	XXX	...	...	XXX	XXX	XXX	...	XXX	...	...
40	BROWN, Kevin	12/4	START	START	START	XXX	XXX	XXX	XXX	XXX	XXX	XXX	XXX	START
53	BRUSCIANELLI, F	3/-	XXX	...	...	XXX	...	...	...	XXX	...	...	...	...
94	BURTON, Chris	10/-	XXX	XXX	XXX	XXX	...	...	XXX	XXX	XXX	XXX	XXX	XXX
54	CALLAHAN, Luke	1/-	...	...	...	...	...	XXX	...	...	...	...	...	...
72	CAMPBELL, G.	9/-	XXX	...	...	...	XXX	XXX	XXX	XXX	XXX	XXX	XXX	XXX
80	CHISUM, Alex	12/9	XXX	START	START	START	START	START	XXX	START	XXX	START	START	START
24	CLEMENTS, Malik	12/2	XXX	XXX	XXX	START	XXX	XXX	XXX	XXX	XXX	XXX	XXX	START
18	COGSWELL, Tyler	12/-	XXX	XXX	XXX	XXX	XXX	XXX	XXX	XXX	XXX	XXX	XXX	XXX
84	COLE, Nate	12/-	XXX	XXX	XXX	XXX	XXX	XXX	XXX	XXX	XXX	XXX	XXX	XXX
13	COLEMAN, Grant	4/4	START	START	START	START	...	...	...	...	...	...	...	...
44	COPELAND, M.	9/3	START	XXX	XXX	START	XXX	XXX	...	START	...	XXX	...	XXX
71	CUNNINGHAM, K.	9/-	XXX	...	...	...	XXX	XXX	XXX	XXX	XXX	XXX	XXX	XXX
81	DOWDY, DJ	12/5	START	XXX	XXX	XXX	START	START	XXX	XXX	XXX	START	XXX	START
4D	EDWARDS, Zach	12/11	START	START	START	START	START	START	START	START	START	START	START	XXX
78	EHINGER, Parker	12/12	START	START	START	START	START	START	START	START	START	START	START	START
89	ELFERS, Jake	2/-	XXX	...	...	...	...	...	...	XXX	...	...	...	...
12	EVANS, Jarred	12/-	XXX	XXX	XXX	XXX	XXX	XXX	XXX	XXX	XXX	XXX	XXX	XXX
51	FITZ, Kimoni	11/3	XXX	...	XXX	XXX	START	XXX	START	XXX	XXX	XXX	XXX	START
16	GANTZ, Andrew	12/-	XXX	XXX	XXX	XXX	XXX	XXX	XXX	XXX	XXX	XXX	XXX	XXX
26	GERACI, Sam	12/-	XXX	XXX	XXX	XXX	XXX	XXX	XXX	XXX	XXX	XXX	XXX	XXX
2D	GILBERT, Tyrell	12/7	XXX	XXX	XXX	XXX	START	START	START	START	START	START	START	XXX
7	GREEN, Tion	12/4	XXX	START	START	START	XXX	START	XXX	XXX	XXX	XXX	XXX	XXX
77	HARMON, Beau	1/-	XXX	...	...	...	...	...	...	...	...	...	...	...
3	HOLTON, Johnny	8/4	XXX	START	START	START	...	XXX	XXX	XXX	START	...	...	...
41	HYLAND, Kevin	12/-	XXX	XXX	XXX	XXX	XXX	XXX	XXX	XXX	XXX	XXX	XXX	XXX
20	JACOBS, Carter	12/-	XXX	XXX	XXX	XXX	XXX	XXX	XXX	XXX	XXX	XXX	XXX	XXX
45	JENKINSON, B.	12/8	XXX	XXX	XXX	START	START	START	START	START	START	START	XXX	START
98	JOHNSON, Lyndon	11/-	XXX	...	XXX	XXX	XXX	XXX	XXX	XXX	XXX	XXX	XXX	XXX
17	JOHNSON, T.	9/-	XXX	XXX	XXX	XXX	XXX	XXX	...	XXX	...	...	XXX	XXX
29	JONES, Andre	8/4	START	START	START	XXX	...	...	...	XXX	...	XXX	XXX	START
9K	JONES, Ryan	1/-	XXX	...	...	...	...	...	...	...	...	...	...	...
11	KIEL, Gunner	10/10	START	START	START	START	...	...	START	START	START	START	START	START
42	KINARD, Antonio	10/-	XXX	XXX	XXX	XXX	...	...	XXX	XXX	XXX	XXX	XXX	XXX
88	LABADY, Frank	2/-	...	...	...	...	XXX	XXX	...	...	...	...	...	...
73	LEAHY, Ryan	12/12	START	START	START	START	START	START	START	START	START	START	START	START
1	LEWIS, Kahlil	10/-	XXX	...	XXX	XXX	XXX	XXX	XXX	XXX	XXX	XXX	XXX	...
2	MCKAY, Mekale	11/3	XXX	XXX	...	XXX	START	START	START	XXX	XXX	XXX	XXX	XXX
33	MINOR, Jaylyin	10/1	XXX	...	...	XXX	XXX	XXX	XXX	XXX	XXX	XXX	START	XXX
52	MINOR, Keith	2/-	XXX	...	...	...	...	...	...	XXX	...	...	...	...
15	MOORE, Chris	11/8	START	START	XXX	XXX	...	XXX	START	START	START	START	START	START
8	MOORE, Hayden	8/2	XXX	...	XXX	XXX	START	START	...	XXX	XXX	...	XXX	...
25	MORRISON, Max	12/7	START	XXX	START	START	XXX	XXX	START	START	START	XXX	START	XXX
48	MOUHON, Kevin	9/2	XXX	XXX	XXX	XXX	...	...	...	START	START	XXX	XXX	XXX
92	MOUHON, S.	12/10	START	START	START	START	START	START	XXX	XXX	START	START	START	START
3D	MURPHY, Chris	1/-	...	...	...	...	...	XXX	...	...	...	...	...	...
5M	MURRAY, Delonte	5/2	XXX	...	...	...	...	...	XXX	START	...	START	XXX	...
74	MURRAY, Justin	12/12	START	START	START	START	START	START	START	START	START	START	START	START
66	NIEHAUS, David	4/1	XXX	...	...	...	...	...	...	XXX	...	...	XXX	START
97	OGLESBY, Norman	3/-	XXX	...	...	XXX	XXX	...	...	...	...	...	...	...
99	PACE, Alex	12/11	START	START	START	START	START	START	START	START	START	XXX	START	START
34	PASLEY, Josh	1/-	...	XXX	...	...	...	...	...	...	...	...	...	...
9	PAYNE, L.	11/11	START	START	...	START	START	START	START	START	START	START	START	START
14	PINCKNEY, JJ	10/4	XXX	XXX	...	XXX	...	XXX	XXX	XXX	START	START	START	START
65	RAY, Idarius	8/8	START	START	...	START	START	START	START	...	...	...	START	START
32	STEPHENS, L.	12/6	XXX	XXX	XXX	XXX	XXX	XXX	START	START	START	START	START	START
64	STEUR, Will	2/-	XXX	...	...	...	...	...	...	XXX	...	...	...	...
79	STOUT, Ryan	1/-	XXX	...	...	...	...	...	...	...	...	...	...	...
2T	THOMAS, Alex	9/3	XXX	XXX	XXX	XXX	XXX	START	START	START	XXX	...	...	...
50	TONGAMOA, Sione	11/3	XXX	XXX	XXX	XXX	XXX	XXX	START	XXX	START	START	...	XXX
5	TYSON, Mike	10/4	...	...	START	START	START	START	XXX	XXX	XXX	XXX	XXX	XXX
19	WASHINGTON, S.	12/12	START	START	START	START	START	START	START	START	START	START	START	START
58	WEST, Chad	12/2	XXX	XXX	START	XXX	XXX	XXX	XXX	XXX	START	XXX	XXX	XXX
4	WILLIAMS, Hosey	12/7	START	XXX	XXX	XXX	START	XXX	START	START	START	START	XXX	START
61	WILLIS, Kirk	12/-	XXX	XXX	XXX	XXX	XXX	XXX	XXX	XXX	XXX	XXX	XXX	XXX
23	WILSON, Eric	12/11	START	START	START	START	START	START	START	START	START	START	START	XXX
5D	WILSON, Mark	11/4	XXX	START	START	...	XXX	START	XXX	XXX	XXX	XXX	START	XXX
21	WITHERSPOON, D.	4/-	XXX	XXX	...	XXX	XXX	...	...	...	...	...	...	...
8D	WITTY, Adrian	4/3	START	START	START	...	...	...	...	...	XXX	...	...	...
10	WRIGHT, Luke	4/-	XXX	...	XXX	...	...	...	XXX	XXX	...	...	...	...

2015 UNIVERSITY OF CINCINNATI FOOTBALL

STARTERS

OFFENSE	LT	LG	C	RG	RT	TE/WR	WR/TE	WR	WR	QB	RB
ALABAMA A&M	Ehinger	Ray	Bond	Leahy	J. Murray	Holton	Morrison	C. Moore	Washington	Kiel	Williams
TEMPLE	Ehinger	Ray	Bond	Leahy	J. Murray	Holton	Chisum	C. Moore	Washington	Kiel	Green
at Miami (Ohio)	Ehinger	Leahy	Bond	West	J. Murray	Holton	Chisum	Morrison	Washington	Kiel	Green
at Memphis	Ehinger	Ray	Bond	Leahy	J. Murray	Holton	Chisum	Morrison	Washington	Kiel	Green
MIAMI (Fla.)	Ehinger	Ray	Bond	Leahy	J. Murray	Dowdy	Chisum	McKay	Washington	H. Moore	Williams
at BYU	Ehinger	Ray	Bond	Leahy	J. Murray	Dowdy	Chisum	McKay	Washington	H. Moore	Green
UConn	Ehinger	Ray	Bond	Leahy	J. Murray	Morrison	McKay	C. Moore	Washington	Kiel	Williams
UCF	Ehinger	D. Murray	Bond	Leahy	J. Murray	Morrison	Chisum	C. Moore	Washington	Kiel	Williams
at No. 18 Houston	Ehinger	Leahy	Bond	West	J. Murray	Morrison	Chisum	C. Moore	Washington	Kiel	Williams
TULSA	Ehinger	Leahy	Bond	West	J. Murray	Dowdy	Chisum	C. Moore	Washington	Kiel	Williams
at USF	Ehinger	Ray	Bond	Leahy	J. Murray	Morrison	Chisum	C. Moore	Washington	Kiel	Boone
at East Carolina	Ehinger	Ray	Niehaus	Leahy	J. Murray	Dowdy	Chisum	C. Moore	Washington	Kiel	Williams

DEFENSE	DE	DT	DT	DE	WLB	MLB	SLB	CB	S	S	CB
ALABAMA A&M	S. Mouhon	Pace	Broughton	Copeland	E. Wilson	K. Brown	C. Murphy	Coleman	A. Jones	Z. Edwards	Witty
TEMPLE	S. Mouhon	Pace	Broughton	M. Wilson	E. Wilson	K. Brown	Payne	Coleman	A. Jones	Z. Edwards	Witty
at Miami (Ohio)	S. Mouhon	Pace	Broughton	M. Wilson	E. Wilson	K. Brown	Tyson	Coleman	A. Jones	Z. Edwards	Witty
at Memphis	S. Mouhon	Pace	Broughton	Copeland	E. Wilson	Jenkinson	Tyson	Coleman	Clements	Z. Edwards	Payne
MIAMI (Fla.)	S. Mouhon	Pace	Broughton	Fitz	E. Wilson	Jenkinson	Tyson	Thomas	Gilbert	Z. Edwards	Payne
at BYU	S. Mouhon	Pace	Broughton	M. Wilson	E. Wilson	Jenkinson	Tyson	Thomas	Gilbert	Z. Edwards	Payne
UConn	Brazile	Pace	Tongamoa	Fitz	E. Wilson	Jenkinson	Payne	Thomas	Gilbert	Z. Edwards	Stephens
UCF	K. Mouhon	Pace	Broughton	Copeland	E. Wilson	Jenkinson	Payne	Thomas	Gilbert	Z. Edwards	Stephens
at Houston	S. Mouhon	Pace	Tongamoa	K. Mouhon	E. Wilson	Jenkinson	Payne	Pinckney	Gilbert	Z. Edwards	Stephens
TULSA	S. Mouhon	Broughton	Tongamoa	Antoun	E. Wilson	Jenkinson	Payne	Pinckney	Gilbert	Z. Edwards	Stephens
at USF	S. Mouhon	Broughton	Pace	M. Wilson	E. Wilson	J. Minor	Payne	Pinckney	Gilbert	Z. Edwards	Stephens
at East Carolina	S. Mouhon	Broughton	Pace	Fitz	K. Brown	Jenkinson	Payne	Pinckney	Clements	A. Jones	Stephens

// START CHART

PLAYER	2015	CAR.	CONS.	PLAYER	2015	CAR.	CONS.	PLAYER	2015	CAR.	CONS.
Mason Antoun, DE	1	1	1	Tion Green, RB	4	4	1	Alex Pace, DT	11	11	2
Deyshawn Bond, OL	11	32	17	Johnny Holton, WR	4	5	5	Leviticus Payne, DB	10	27	10
Mike Boone, RB	1	1	1	Bryce Jenkinson, LB	8	8	8	JJ Pinckney, CB	4	4	4
Landon Brazile, DE	1	1	1	Andre Jones, S	4	14	1	Idarius Ray, OL	8	8	2
Aaron Brown, CB	0	1	1	Gunner Kiel, QB	9	22	5	Linden Stephens, CB	6	6	6
Cortez Broughton, DT	10	10	3	Ryan Leahy, OL	12	15	15	Alex Thomas, CB	4	4	4
Kevin Brown, LB	4	4	1	Mekale McKay, WR	3	16	1	Sione Tongamoa, DT	3	3	2
Alex Chisum, WR	10	16	5	Jaylyn Minor, LB	1	1	1	Mike Tyson, S	4	7	4
Malik Clements, S	2	2	1	Chris Moore, WR	8	34	6	Shaq Washington, WR	12	35	28
Grant Coleman, CB	4	16	16	Hayden Moore	2	2	2	Chad West, OL	3	3	2
Marquise Copeland, DE	3	3	1	Max Morrison, WR	7	27	1	Hosey Williams, RB	7	10	5
DJ Dowdy, TE	4	8	1	Kevin Mouhon, DE	2	2	1	Eric Wilson, LB	11	11	11
Zach Edwards, DB	11	35	35	Silverberry Mouhon, DL	10	30	4	Mark Wilson, DE	4	4	1
Parker Ehinger, OL	11	49	49	Delonte Murray, OL	1	1	1	Adrian Witty, DB	3	35	3
Kimoni Fitz, DE	3	3	1	Justin Murray, OL	12	24	24				
Tyrell Gilbert, S	7	7	7	David Niehaus, OL	1	1	1				

2015 UNIVERSITY OF CINCINNATI FOOTBALL

TEAM GAME-BY-GAME COMPARISON

Opponent	Score	Total	First Downs			Pen	Rushing Number-Yards	Passing Comp-Att-Int	Total Offense Yards	Plays-Yards	Return Yards	Turn- Overs
			Rush	Pass								
ALABAMA A&M	52-10	34/14	14/7	17/5	3/2		51-296/37-98	26-38-0/10-26-1	340/148	89-636/63-246	105/160	2/1
TEMPLE *	26-34	34/13	8/8	21/5	5/0		31-130/36-215	30-52-4/13-20-0	427/81	83-557/56-296	81/227	5/1
at Miami (Ohio)	37-33	33/17	15/9	15/7	3/1		54-282/41-220	22-40-2/14-34-1	263/228	94-545/75-448	205/116	4/1
at Memphis *	46-53	38/22	8/6	27/16	3/0		36-132/37-158	38-64-3/24-36-0	620/412	100-752/73-570	51/224	3/1
MIAMI (FLA.)	34-23	22/21	9/7	13/12	0/2		34-167/32-146	22-33-1/25-40-0	279/281	67-446/72-427	88/129	1/0
at BYU	24-38	21/22	6/7	13/10	2/5		46-121/29-197	16-31-0/19-32-1	220/252	77-341/61-449	71/113	0/1
UCONN *	37-13	28/19	14/8	14/6	0/5		49-285/30-136	26-35-0/17-41-1	327/130	84-612/71-266	27/62	1/2
UCF *	52-7	33/16	11/9	17/6	5/1		42-237/41-212	27-32-1/12-23-1	489/101	74-726/64-313	61/145	1/1
at Houston *	30-33	24/24	3/8	20/10	1/6		18-66/63-266	28-51-2/16-24-2	523/161	69-589/87-427	101/156	3/2
TULSA *	49-38	33/26	11/10	21/14	1/2		41-266/39-213	29-42-1/30-50-0	386/375	83-652/89-588	102/41	3/1
at USF *	27-65	25/25	10/18	14/7	1/0		35-97/53-361	28-51-4/13-20-2	333/200	86-430/73-561	210/269	6/3
at East Carolina *	19-16	30/23	12/3	16/20	2/0		43-157/18-68	30-47-1/34-51-0	270/317	90-427/69-385	32/97	1/0
<b>TOTALS</b>	<b>433-363</b>	<b>355/242</b>	<b>121/100</b>	<b>208/118</b>	<b>26/24</b>		<b>480-2234/456-2290</b>	<b>322-515-19/227-397-9</b>	<b>4477/2686</b>	<b>995-6711/853-4976</b>	<b>1134/1739</b>	<b>30/14</b>

Opponent	3rd Down Conversions	4th Down Conversions	Time of Possession	TOP Margin	Avg Yds/Rush	Avg Yds/Pass	Avg Yds/Play	Punting Number-Avg	Penalties Number-Yards
ALABAMA A&M	11-15/1-13	0-0/1-2	33:21/26:39	6:42	5.8/2.6	8.9/5.7	7.1/3.9	3-25.3/9-38.3	8-79/8-68
TEMPLE *	7-11/5-13	0-0/0-0	28:26/31:34	-3:08	4.2/6.0	8.2/4.1	6.7/5.3	1-40.0/6-42.8	5-51/12-112
at Miami (Ohio)	5-15/5-18	1-1/2-3	36:32/23:28	13:04	5.2/5.4	6.6/6.7	5.8/6.0	5-53.0/8-42.0	7-55/6-50
at Memphis *	7-17/3-11	0-0/1-2	33:43/26:17	7:26	3.7/4.3	9.7/11.4	7.5/7.8	3-44.7/6-52.7	11-101/9-100
MIAMI (FLA.)	2-9/4-15	0-0/0-1	25:22/34:38	-9:16	4.9/4.6	8.5/7.0	6.7/5.9	6-46.0/5-51.6	7-75/6-50
at BYU	7-17/2-11	1-1/1-1	33:42/26:18	7:24	2.6/6.8	7.1/7.9	4.4/7.4	7-45.4/5-47.4	9-65/10-74
UCONN *	4-14/2-11	3-4/0-2	32:38/27:22	5:16	5.8/4.5	9.3/3.2	7.3/3.7	2-31.5/5-36.2	10-105/3-25
UCF *	11-15/4-13	2-3/0-1	32:39/27:21	5:18	5.6/5.2	15.3/4.4	9.8/4.9	0-0.0/6-45.0	7-62/6-70
at Houston *	3-11/8-19	0-1/1-2	22:27/37:33	-15:06	3.7/4.2	10.3/6.7	8.5/4.9	6-40.0/6-37.0	11-85/4-40
TULSA *	13-17/10-20	0-0/2-3	31:00/29:00	2:00	6.5/5.5	9.2/7.5	7.9/6.6	3-41.7/5-39.8	10-68/7-53
at USF *	9-19/11-14	0-0/1-1	31:02/28:58	2:04	2.8/6.8	6.5/10.0	5.0/7.7	4-50.8/2-41.5	4-42/1-11
at East Carolina *	15-22/5-13	0-0/1-1	36:06/23:54	12:12	3.7/3.8	5.7/6.2	4.7/5.6	3-49.3/5-38.0	5-50/6-64
<b>TOTALS</b>	<b>94-182/60-171</b>	<b>7-10/10-19</b>	<b>376:58/343:02</b>	<b>33:56</b>	<b>4.7/5.0</b>	<b>8.7/6.8</b>	<b>6.7/5.8</b>	<b>43-43.9/68-42.6</b>	<b>838/717</b>

Note: Game totals are displayed in the format TEAM/OPPONENT for each category



2015 UNIVERSITY OF CINCINNATI FOOTBALL

SEASON/CAREER STATS

SEASON STATISTICS

CAREER STATISTICS

RUSHING	GP	Att	Gain	Loss	Net	Avg	TD	Long	Avg/G		GP	Att	Gain	Loss	Net	Avg	TD	Long	Avg/G
WILLIAMS, Hosey	12	129	735	10	725	5.6	4	84	60.4	.....	28	270	1548	28	1520	5.6	8	84	54.3
BOONE, Mike	10	96	722	5	717	7.5	8	74	71.7	.....	19	197	1377	10	1367	6.9	17	74	71.9
GREEN, Tion	12	141	732	35	697	4.9	8	41	58.1	.....	33	276	1358	61	1297	4.7	17	41	39.3
BANSCHBACH, Chad	8	19	76	4	72	3.8	0	20	9.0	.....	15	36	157	4	153	4.2	0	20	10.2
MOORE, Hayden	8	52	151	101	50	1.0	2	19	6.2	.....	8	52	151	101	50	1.0	2	19	6.2
KIEL, Gunner	10	32	78	51	27	0.8	2	15	2.7	.....	23	95	360	191	169	1.8	3	24	7.3
MOORE, Chris	11	2	10	0	10	5.0	0	6	0.9	.....	49	4	30	4	26	6.5	0	20	0.5
WRIGHT, Luke	4	2	4	1	3	1.5	0	4	0.8	.....	4	2	4	1	3	1.5	0	4	0.8
TEAM	6	7	0	67	-67	-9.6	0	0	-11.2										
<b>Total.....</b>	<b>12</b>	<b>480</b>	<b>2508</b>	<b>274</b>	<b>2234</b>	<b>4.7</b>	<b>24</b>	<b>84</b>	<b>186.2</b>										
<b>Opponents.....</b>	<b>12</b>	<b>456</b>	<b>2467</b>	<b>177</b>	<b>2290</b>	<b>5.0</b>	<b>19</b>	<b>65</b>	<b>190.8</b>										

PASSING	GP	Effic	Cmp-Att-Int	Pct	Yds	TD	Lng	Avg/G		GP	Effic	Att-Cmp-Int	Pct	Yds	TD	Lng	Avg/G
KIEL, Gunner	10	151.89	206-316-11	65.2	2777	19	88	277.7	.....	23	150.51	706-439-24	62.2	6031	50	88	262.2
MOORE, Hayden	8	138.70	114-194-8	58.8	1683	9	68	210.4	.....	8	138.70	194-114-8	58.8	1683	9	68	210.4
WRIGHT, Luke	4	78.13	1-3-0	33.3	16	0	16	4.0	.....	4	78.13	3-1-0	33.3	16	0	16	4.0
MORRISON, Max	12	0.00	0-1-0	0.0	0	0	0	0.0	.....	49	0.00	1-0-0	0.0	0	0	0	0.0
GREEN, Tion	12	438.40	1-1-0	100.0	1	1	1	0.1	.....	33	438.40	1-1-0	100.0	1	1	1	0.0
<b>Total.....</b>	<b>12</b>	<b>146.75</b>	<b>322-515-19</b>	<b>62.5</b>	<b>4477</b>	<b>29</b>	<b>88</b>	<b>373.1</b>									
<b>Opponents.....</b>	<b>12</b>	<b>127.76</b>	<b>227-397-9</b>	<b>57.2</b>	<b>2686</b>	<b>22</b>	<b>82</b>	<b>223.8</b>									

RECEIVING	GP	No.	Yds	Avg	TD	Long	Avg/G		GP	No.	Yds	Avg	TD	Long	Avg/G
WASHINGTON, Shaq	12	88	971	11.0	6	46	80.9	.....	48	238	2552	10.7	11	46	53.2
MORRISON, Max	12	45	533	11.8	3	40	44.4	.....	49	119	1438	12.1	10	46	29.3
MOORE, Chris	11	39	823	21.1	7	68	74.8	.....	49	118	2254	19.1	26	83	46.0
CHISUM, Alex	12	34	437	12.9	1	45	36.4	.....	50	84	1121	13.3	5	45	22.4
MCKAY, Mekale	11	25	494	19.8	2	88	44.9	.....	37	85	1704	20.0	17	88	46.1
COLE, Nate	12	19	262	13.8	1	50	21.8	.....	38	38	446	11.7	3	50	11.7
HOLTON, Johnny	8	17	461	27.1	5	78	57.6	.....	21	46	892	19.4	10	78	42.5
BOONE, Mike	10	14	107	7.6	0	24	10.7	.....	19	20	169	8.4	0	25	8.9
GREEN, Tion	12	12	94	7.8	0	28	7.8	.....	33	17	121	7.1	0	28	3.7
DOWDY, DJ	12	11	103	9.4	3	29	8.6	.....	36	18	145	8.1	3	29	4.0
WILLIAMS, Hosey	12	6	37	6.2	0	14	3.1	.....	28	13	91	7.0	0	18	3.2
JOHNSON, Tshumbi	9	4	64	16.0	0	38	7.1	.....	9	4	64	16.0	0	38	7.1
COGSWELL, Tyler	12	4	22	5.5	1	7	1.8	.....	19	5	25	5.0	1	7	1.3
LEWIS, Kahlil	10	3	53	17.7	0	41	5.3	.....	10	3	53	17.7	0	41	5.3
BANSCHBACH, Chad	8	1	16	16.0	0	16	2.0	.....	15	1	16	16.0	0	16	1.1
<b>Total.....</b>	<b>12</b>	<b>322</b>	<b>4477</b>	<b>13.9</b>	<b>29</b>	<b>88</b>	<b>373.1</b>								
<b>Opponents.....</b>	<b>12</b>	<b>227</b>	<b>2686</b>	<b>11.8</b>	<b>22</b>	<b>82</b>	<b>223.8</b>								

TOTAL OFFENSE	G	Plays	Rush	Pass	Total	Avg/G		G	Plays	Rush	Pass	Total	Avg/G
KIEL, Gunner	10	348	27	2777	2804	280.4	.....	23	801	169	6031	6200	269.6
MOORE, Hayden	8	246	50	1683	1733	216.6	.....	8	246	50	1683	1733	216.6
WILLIAMS, Hosey	12	129	725	0	725	60.4	.....	28	270	1520	0	1520	54.3
BOONE, Mike	10	96	717	0	717	71.7	.....	19	197	1367	0	1367	71.9
GREEN, Tion	12	142	697	1	698	58.2	.....	33	277	1297	1	1298	39.3
BANSCHBACH, Chad	8	19	72	0	72	9.0	.....	15	36	153	0	153	10.2
WRIGHT, Luke	4	5	3	16	19	4.8	.....	4	5	3	16	19	4.8
MOORE, Chris	11	2	10	0	10	0.9	.....	49	4	26	0	26	0.5
TEAM	6	7	-67	0	-67	-11.2							
<b>Total.....</b>	<b>12</b>	<b>995</b>	<b>2234</b>	<b>4477</b>	<b>6711</b>	<b>559.2</b>							
<b>Opponents.....</b>	<b>12</b>	<b>853</b>	<b>2290</b>	<b>2686</b>	<b>4976</b>	<b>414.7</b>							

2015 UNIVERSITY OF CINCINNATI FOOTBALL

SEASON/CAREER STATS

SEASON STATISTICS

CAREER STATISTICS

SCORING	----- PATs -----																	
	TD	FGs	Kick	Rush	Rcv	Pass	DXP	Saf	Points	TD	FGs	Kick	Rush	Rcv	Pass	DXP	Saf	Points
GANTZ, Andrew	0	21-27	48-49	0-0	0	0-0	0	0	111	0	37-47	100-103	0-0	0	0-0	0	0	211
BOONE, Mike	8	0-0	0-0	0-0	0	0-0	0	0	48	17	0-0	0-0	0-0	0	0-0	0	0	102
GREEN, Tion	8	0-0	0-0	0-0	0	0-0	0	0	48	17	0-0	0-0	0-0	0	0-0	0	0	102
MOORE, Chris	7	0-0	0-0	0-0	1	0-0	0	0	44	26	0-0	0-0	0-0	1	0-0	0	0	158
WASHINGTON, Shaq	6	0-0	0-0	0-0	0	1-1	0	0	36	12	0-0	0-0	0-0	0	1-1	0	0	72
HOLTON, Johnny	5	0-0	0-0	0-0	0	0-0	0	0	30	10	0-0	0-0	0-0	0	0-0	0	0	60
WILLIAMS, Hosey	4	0-0	0-0	0-0	0	0-0	0	0	24	8	0-0	0-0	0-0	0	0-0	0	0	48
MORRISON, Max	3	0-0	0-0	0-0	0	0-0	0	0	18	10	0-0	0-0	0-0	0	0-0	0	0	60
DOWDY, DJ	3	0-0	0-0	0-0	0	0-0	0	0	18	3	0-0	0-0	0-0	0	0-0	0	0	18
KIEL, Gunner	2	0-0	0-0	0-0	1	0-1	0	0	14	3	0-0	0-0	0-0	1	0-3	0	0	20
MOORE, Hayden	2	0-0	0-0	0-0	0	1-2	0	0	12	2	0-0	0-0	0-0	0	1-2	0	0	12
MCKAY, Mekale	2	0-0	0-0	0-0	0	0-0	0	0	12	17	0-0	0-0	0-0	0	0-0	0	0	102
COGSWELL, Tyler	1	0-0	0-0	0-0	0	0-0	0	0	6	1	0-0	0-0	0-0	0	0-0	0	0	6
CHISUM, Alex	1	0-0	0-0	0-0	0	0-0	0	0	6	5	0-0	0-0	0-0	0	0-0	0	0	30
COLE, Nate	1	0-0	0-0	0-0	0	0-0	0	0	6	3	0-0	0-0	0-0	0	0-0	0	0	18
<b>Total.....</b>	<b>53</b>	<b>21-27</b>	<b>48-49</b>	<b>0-0</b>	<b>2</b>	<b>2-4</b>	<b>0</b>	<b>0</b>	<b>433</b>									
<b>Opponents.....</b>	<b>45</b>	<b>16-21</b>	<b>41-44</b>	<b>1-1</b>	<b>0</b>	<b>0-0</b>	<b>0</b>	<b>1</b>	<b>363</b>									

PUNT RETURNS	No.	Yds	Avg	TD	Long	No.	Yds	Avg	TD	Long
WASHINGTON, Shaq	12	139	11.6	0	69	36	327	9.1	0	69
MORRISON, Max	2	7	3.5	0	8	3	7	2.3	0	8
<b>Total.....</b>	<b>14</b>	<b>146</b>	<b>10.4</b>	<b>0</b>	<b>69</b>					
<b>Opponents.....</b>	<b>11</b>	<b>105</b>	<b>9.5</b>	<b>0</b>	<b>39</b>					

KICK RETURNS	No.	Yds	Avg	TD	Long	No.	Yds	Avg	TD	Long
BOONE, Mike	14	231	16.5	0	37	14	231	16.5	0	37
HOLTON, Johnny	10	220	22.0	0	40	45	942	20.9	0	40
LEWIS, Kahlil	9	173	19.2	0	35	9	173	19.2	0	35
LABADY, Frank	4	90	22.5	0	31	4	90	22.5	0	31
GREEN, Tion	4	86	21.5	0	25	4	86	21.5	0	25
MOORE, Chris	4	111	27.8	0	36	11	226	20.5	0	36
EDWARDS, Zach	1	8	8.0	0	8	1	8	8.0	0	8
<b>Total.....</b>	<b>46</b>	<b>919</b>	<b>20.0</b>	<b>0</b>	<b>40</b>					
<b>Opponents.....</b>	<b>50</b>	<b>1243</b>	<b>24.9</b>	<b>1</b>	<b>100</b>					

INTERCEPTIONS	No.	Yds	Avg	TD	Long	No.	Yds	Avg	TD	Long
EDWARDS, Zach	3	29	9.7	0	29	7	63	9.0	0	29
STEPHENS, Linden	2	23	11.5	0	14	3	23	7.7	0	14
BROWN, Kevin	1	0	0.0	0	0	1	0	0.0	0	0
JONES, Andre	1	1	1.0	0	1	2	33	16.5	0	32
JENKINSON, Bryce	1	0	0.0	0	0	1	0	0.0	0	0
GILBERT, Tyrell	1	0	0.0	0	0	1	0	0.0	0	0
<b>Total.....</b>	<b>9</b>	<b>53</b>	<b>5.9</b>	<b>0</b>	<b>29</b>					
<b>Opponents.....</b>	<b>19</b>	<b>391</b>	<b>20.6</b>	<b>3</b>	<b>59</b>					

FUMBLE RETURNS	No.	Yds	Avg	TD	Long	No.	Yds	Avg	TD	Long
PAYNE, Leviticus	1	3	3.0	0	3	2	5	2.5	0	3
WILSON, Eric	1	2	2.0	0	2	2	7	3.5	1	5
CLEMENTS, Malik	1	11	11.0	0	11	1	11	11.0	0	11
<b>Total.....</b>	<b>3</b>	<b>16</b>	<b>5.3</b>	<b>0</b>	<b>11</b>					
<b>Opponents.....</b>	<b>0</b>	<b>0</b>	<b>0.0</b>	<b>0</b>	<b>0</b>					

2015 UNIVERSITY OF CINCINNATI FOOTBALL

SEASON/CAREER STATS

SEASON STATISTICS

CAREER STATISTICS

ALL PURPOSE	G	Rush	Rec	PR	KOR	IR	Tot	Avg/G		G	Rush	Rec	PR	KOR	IR	Tot	Avg/G
WASHINGTON, Shaq	12	0	971	139	0	0	1110	92.5	.....	48	91	2552	327	28	0	2998	62.5
BOONE, Mike	10	717	107	0	231	0	1055	105.5	.....	19	1367	169	0	231	0	1767	93.0
MOORE, Chris	11	10	823	0	111	0	944	85.8	.....	49	26	2254	0	226	0	2506	51.1
GREEN, Tion	12	697	94	0	86	0	877	73.1	.....	33	1297	121	0	86	0	1504	45.6
WILLIAMS, Hosey	12	725	37	0	0	0	762	63.5	.....	28	1520	91	0	0	0	1611	57.5
HOLTON, Johnny	8	0	461	0	220	0	681	85.1	.....	21	0	892	0	942	0	1834	87.3
MORRISON, Max	12	0	533	7	0	0	540	45.0	.....	49	3	1438	7	0	0	1448	29.6
MCKAY, Mekale	11	0	494	0	0	0	494	44.9	.....	37	1	1704	0	0	0	1705	46.1
CHISUM, Alex	12	0	437	0	0	0	437	36.4	.....	50	0	1121	0	0	0	1121	22.4
COLE, Nate	12	0	262	0	0	0	262	21.8	.....	38	0	446	0	0	0	446	11.7
LEWIS, Kahlil	10	0	53	0	173	0	226	22.6	.....	10	0	53	0	173	0	226	22.6
DOWDY, DJ	12	0	103	0	0	0	103	8.6	.....	36	0	145	0	0	0	145	4.0
LABADY, Frank	2	0	0	0	90	0	90	45.0	.....	2	0	0	0	90	0	90	45.0
BANSCHBACH, Chad	8	72	16	0	0	0	88	11.0	.....	15	153	16	0	0	0	169	11.3
JOHNSON, Tshumbi	9	0	64	0	0	0	64	7.1	.....	9	0	64	0	0	0	64	7.1
MOORE, Hayden	8	50	0	0	0	0	50	6.2	.....	8	50	0	0	0	0	50	6.2
EDWARDS, Zach	12	0	0	0	8	29	37	3.1	.....	38	0	0	0	8	63	71	1.9
KIEL, Gunner	10	27	0	0	0	0	27	2.7	.....	23	169	0	0	0	0	169	7.3
STEPHENS, Linden	12	0	0	0	0	23	23	1.9	.....	25	0	0	0	0	23	23	0.9
COGSWELL, Tyler	12	0	22	0	0	0	22	1.8	.....	19	0	25	0	0	0	25	1.3
WRIGHT, Luke	4	3	0	0	0	0	3	0.8	.....	4	3	0	0	0	0	3	0.8
JONES, Andre	8	0	0	0	0	1	1	0.1	.....	34	0	0	0	0	33	33	1.0
TEAM	6	-67	0	0	0	0	-67	-11.2									
<b>Total.....</b>	<b>12</b>	<b>2234</b>	<b>4477</b>	<b>146</b>	<b>919</b>	<b>53</b>	<b>7829</b>	<b>652.4</b>									
<b>Opponents.....</b>	<b>12</b>	<b>2290</b>	<b>2686</b>	<b>105</b>	<b>1243</b>	<b>391</b>	<b>6715</b>	<b>559.6</b>									

FIELD GOALS	Att	Good	Long	Blkd		Att	Good	Long	Blkd	Pct.
GANTZ, Andrew	27	21	51	2	.....	47	37	51	2	78.7
<b>Total.....</b>	<b>27</b>	<b>21</b>	<b>51</b>	<b>2</b>						
<b>Opponents.....</b>	<b>21</b>	<b>16</b>	<b>49</b>	<b>0</b>						

PUNTING	No.	Yds	Avg	Long	TB	FC	I20	Blkd		No.	Yds	Avg	Long	TB	FC	I20	Blkd
GERACI, Sam	38	1744	45.9	63	5	10	16	1	.....	89	3751	42.1	63	10	23	31	1
TEAM	2	0	0.0	0	0	0	0	1									
KIEL, Gunner	2	96	48.0	49	0	0	2	0	.....	4	171	42.8	49	1	0	3	0
MOORE, Hayden	1	48	48.0	48	1	0	0	0	.....	1	48	48.0	48	1	0	0	0
<b>Total.....</b>	<b>43</b>	<b>1888</b>	<b>43.9</b>	<b>63</b>	<b>6</b>	<b>10</b>	<b>18</b>	<b>2</b>									
<b>Opponents.....</b>	<b>68</b>	<b>2894</b>	<b>42.6</b>	<b>72</b>	<b>6</b>	<b>26</b>	<b>21</b>	<b>0</b>									

KICKOFFS	No.	Yds	Avg	TB	OB	Retn	Net	YdLn		No.	Yds	Avg	TB	OB	
GANTZ, Andrew	83	5211	62.8	30	3	.....				83	5211	62.8	30	3	
JONES, Ryan	1	64	64.0	0	0	.....				1	64	64.0	0	0	
<b>Total.....</b>	<b>84</b>	<b>5275</b>	<b>62.8</b>	<b>30</b>	<b>3</b>	<b>1243</b>	<b>39.1</b>	<b>25</b>							
<b>Opponents.....</b>	<b>69</b>	<b>4127</b>	<b>59.8</b>	<b>20</b>	<b>2</b>	<b>919</b>	<b>39.2</b>	<b>25</b>							

## 2015 UNIVERSITY OF CINCINNATI FOOTBALL

## SEASON/CAREER STATS

SEASON STATISTICS												CAREER STATISTICS											
DEFENSIVE LEADERS	GP	Solo	Ast	Total	TFL	Sacks	Int	PBU	FR	FF	Blk	GP	Solo	Ast	Total	TFL	Sacks	Int	PBU	FR	FF	Blk	
23 WILSON, Eric	12	48	55	103	3.5	.	.	2	2	1	.	25	66	67	133	7.0	.	.	2	5	2	.	
40 EDWARDS, Zach	12	57	30	87	3.5	.	3	8	.	1	.	38	167	114	281	9.5	.	7	21	1	3	.	
45 JENKINSON, Bryce	12	28	27	55	3.0	1.0	1	1	.	1	.	12	28	27	55	3.0	1.0	1	1	.	1	.	
40 BROWN, Kevin	12	20	34	54	1.0	.	1	2	.	.	.	46	43	61	104	3.0	1.0	1	9	.	.	.	
20 GILBERT, Tyrell	12	21	27	48	1.0	.	1	6	.	.	.	12	21	27	48	1.0	.	1	6	.	.	.	
12 MOUHON, Silverberry	12	20	18	38	7.0	4.5	.	.	.	.	.	51	67	77	144	25.5	19.0	.	3	.	4	.	
9 PAYNE, Leviticus	11	23	13	36	3.5	.	.	3	1	1	.	50	83	42	125	10.0	2.0	2	11	4	1	.	
32 STEPHENS, Linden	12	27	6	33	1.0	.	2	1	.	1	.	25	36	16	52	1.0	.	3	5	.	1	.	
20 JACOBS, Carter	12	20	12	32	0.0	.	.	.	.	1	.	25	26	15	41	0.0	.	.	1	1	1	.	
33 MINOR, Jaylyin	10	13	17	30	1.5	.	.	1	.	.	.	10	13	17	30	1.5	.	.	1	.	.	.	
5 TYSON, Mike	10	19	9	28	1.0	.	.	4	.	.	.	32	41	46	87	2.0	.	2	6	1	.	.	
99 PACE, Alex	12	16	10	26	4.5	.	.	1	.	1	.	26	22	22	44	7.5	.	.	1	.	1	.	
96 BROUGHTON, Cortez	11	10	16	26	1.5	.	.	2	.	.	1	13	10	16	26	1.5	.	.	2	.	.	1	
24 CLEMENTS, Malik	12	11	12	23	0.5	.	.	.	1	.	.	12	11	12	23	0.5	.	.	.	1	.	.	
27 THOMAS, Alex	9	12	11	23	1.0	.	.	1	.	.	.	9	12	11	23	1.0	.	.	1	.	.	.	
94 BURTON, Chris	10	8	12	20	2.0	0.5	.	.	.	.	.	23	13	14	27	3.0	1.5	.	.	.	.	.	
29 JONES, Andre	8	10	9	19	1.0	.	1	1	.	.	.	34	47	38	85	4.0	.	2	7	.	.	.	
50 TONGAMOA, Sione	11	8	10	18	3.5	3.0	.	.	.	.	.	11	8	10	18	3.5	3.0	.	.	.	.	.	
14 PINCKNEY, JJ	10	7	9	16	0.0	.	.	4	.	.	.	10	7	9	16	0.0	.	.	4	.	.	.	
5D WILSON, Mark	11	9	7	16	4.5	1.0	.	.	1	.	.	20	11	8	19	5.5	2.0	.	.	1	.	.	
51 FITZ, Kimoni	11	8	7	15	1.5	.	.	.	.	.	.	11	8	7	15	1.5	.	.	.	.	.	.	
48 MOUHON, Kevin	9	9	6	15	0.5	.	.	.	.	.	.	10	9	6	15	0.5	.	.	.	.	.	.	
44 COPELAND, Marquise	9	4	8	12	0.0	.	.	.	.	.	.	9	4	8	12	0.0	.	.	.	.	.	.	
12 EVANS, Jarred	12	7	2	9	0.0	.	.	2	.	.	.	16	7	2	9	0.0	.	.	2	.	.	.	
42 KINARD, Antonio	10	1	8	9	0.0	.	.	.	.	.	.	10	1	8	9	0.0	.	.	.	.	.	.	
98 JOHNSON, Lyndon	11	4	5	9	1.0	1.0	.	.	.	.	.	11	4	5	9	1.0	1.0	.	.	.	.	.	
8D WITTY, Adrian	4	4	4	8	0.0	.	.	2	.	.	.	45	60	38	98	6.5	3.0	1	9	.	2	.	
13 COLEMAN, Grant	4	4	3	7	2.0	.	.	2	.	.	.	23	41	27	68	3.0	.	.	5	.	1	.	
47 BRAZILE, Landon	5	3	3	6	1.0	.	.	.	.	.	.	5	3	3	6	1.0	.	.	.	.	.	.	
41 HYLAND, Kevin	12	1	5	6	0.0	.	.	.	.	.	.	39	3	13	16	0.0	.	.	.	.	.	.	
22 BROWN, Bobby	4	1	5	6	0.0	.	.	.	.	.	.	10	3	6	9	0.0	.	.	.	.	.	.	
21 WITHERSPOON, Davon	4	.	3	3	0.0	.	.	1	.	.	.	4	.	3	3	0.0	.	.	1	.	.	.	
38 ANTOUN, Mason	9	.	3	3	0.0	.	.	.	.	.	.	21	3	5	8	0.0	.	.	.	.	.	.	
53 BRUSCIANELLI, Frank	3	1	2	3	0.0	.	.	.	.	.	.	4	1	2	3	0.0	.	.	.	.	.	.	
80 CHISUM, Alex	12	3	.	3	0.0	.	.	.	.	1	.	50	6	.	6	0.0	.	.	.	.	1	.	
11 MOORE, Chris	11	3	.	3	0.0	.	.	.	.	.	.	49	7	.	7	0.0	.	.	.	.	.	.	
97 OGLESBY, Norman	3	2	.	2	1.0	1.0	.	.	.	.	.	3	2	.	2	1.0	1.0	.	.	.	.	.	
52 MINOR, Keith	2	1	1	2	0.5	.	.	.	.	.	.	2	1	1	2	0.5	.	.	.	.	.	.	
17 JOHNSON, Tshumbi	9	2	.	2	0.0	.	.	.	.	.	.	9	2	.	2	0.0	.	.	.	.	.	.	
28 BANSCHBACH, Chad	8	1	1	2	0.0	.	.	.	.	.	.	15	3	2	5	0.0	.	.	.	.	.	.	
78 EHINGER, Parker	12	1	.	1	0.0	.	.	.	.	.	.	51	1	.	1	0.0	.	.	.	.	.	.	
5B BOONE, Mike	10	1	.	1	0.0	.	.	.	.	.	.	19	2	1	3	0.0	.	.	.	.	.	.	
19 WASHINGTON, Shaq	12	1	.	1	0.0	.	.	.	.	.	.	48	7	.	7	0.0	.	.	.	.	.	.	
59 BOND, Deyshawn	11	1	.	1	0.0	.	.	.	.	.	.	35	2	1	3	0.0	.	.	.	.	.	.	
61 WILLIS, Kirk	12	.	1	1	0.0	.	.	.	.	.	.	51	2	6	8	0.0	.	.	.	.	.	.	
4 WILLIAMS, Hosey	12	.	1	1	0.0	.	.	.	.	.	.	28	2	2	4	0.0	.	.	.	.	.	.	
11 KIEL, Gunner	10	1	.	1	0.0	.	.	.	.	.	.	23	1	.	1	0.0	.	.	.	.	.	.	
18 COGSWELL, Tyler	12	1	.	1	0.0	.	.	.	.	.	.	19	1	.	1	0.0	.	.	.	.	.	.	
77 HARMON, Beau	1	1	.	1	0.0	.	.	.	.	.	.	1	1	.	1	0.0	.	.	.	.	.	.	
85 BEARD, Brayden	4	1	.	1	0.0	.	.	.	.	.	.	4	1	.	1	0.0	.	.	.	.	.	.	
Total.....	12	454	412	866	52	12	9	44	5	8	1												
Opponents.....	12	535	428	963	64	22	19	45	11	11	4												



## 2015 UNIVERSITY OF CINCINNATI FOOTBALL

## RED ZONE/TIME OF POSSESSION

## // RED ZONE ANALYSIS

CINCINNATI										---- Failed to score inside RZ ----					
Date	Opponent	Score	Times In RZ	Times Scored	Total Pts	Rush TDs	Pass TDs	FGs Made		FGA	Downs	Int	Fumb	Half	Game
09/05	ALABAMA A&M	W, 52-10	7	6	38	5	4	1	1	0	0	0	0	1	0
09/12	TEMPLE *	L, 26-34	7	4	20	2	1	1	2	1	0	2	0	0	0
09/19	at Miami (Ohio)	W, 37-33	7	6	34	4	3	1	2	0	0	1	0	0	0
09/24	at Memphis *	L, 46-53	7	5	23	2	1	1	3	1	0	1	0	0	0
10/01	MIAMI (Fla.)	W, 34-23	4	4	24	3	1	2	1	0	0	0	0	0	0
10/17	at BYU	L, 24-38	4	4	24	3	2	1	1	0	0	0	0	0	0
10/24	UCONN *	W, 37-13	8	5	23	2	2	0	3	1	1	0	0	1	0
10/31	UCF *	W, 52-7	7	6	38	5	1	4	1	0	1	0	0	0	0
11/07	at Houston *	L, 30-33	3	2	15	2	0	2	0	0	0	0	1	0	0
11/14	TULSA *	W, 49-38	6	6	42	6	5	1	0	0	0	0	0	0	0
11/20	at USF *	L, 27-65	2	2	14	2	2	0	0	0	0	0	0	0	0
11/28	at East Carolina *	W, 19-16	2	2	13	2	1	1	0	0	0	0	0	0	0
<b>TOTALS</b>			<b>63</b>	<b>52</b>	<b>308</b>	<b>38</b>	<b>23</b>	<b>15</b>	<b>14</b>	<b>3</b>	<b>2</b>	<b>3</b>	<b>1</b>	<b>2</b>	<b>0</b>
<b>52 OF 63 (82.5%)</b>															
OPPONENTS										---- Failed to score inside RZ ----					
Date	Opponent	Score	Times In RZ	Times Scored	Total Pts	Rush TDs	Pass TDs	FGs Made		FGA	Downs	Int	Fumb	Half	Game
09/05	ALABAMA A&M	W, 52-10	3	2	10	1	0	1	1	0	1	0	0	0	0
09/12	TEMPLE *	L, 26-34	4	4	20	2	0	2	2	0	0	0	0	0	0
09/19	at Miami (Ohio)	W, 37-33	4	4	20	2	0	2	2	0	0	0	0	0	0
09/24	at Memphis *	L, 46-53	6	6	39	5	4	1	1	0	0	0	0	0	0
10/01	MIAMI (Fla.)	W, 34-23	5	4	20	2	2	0	2	0	1	0	0	0	0
10/17	at BYU	L, 24-38	5	5	31	4	3	1	1	0	0	0	0	0	0
10/24	UCONN *	W, 37-13	4	3	13	1	1	0	2	0	1	0	0	0	0
10/31	UCF *	W, 52-7	4	1	7	1	1	0	0	2	1	0	0	0	0
11/07	at Houston *	L, 30-33	5	4	24	3	1	2	1	0	0	1	0	0	0
11/14	TULSA *	W, 49-38	4	3	17	2	1	1	1	0	1	0	0	0	0
11/20	at USF *	L, 27-65	5	5	35	5	2	3	0	0	0	0	0	0	0
11/28	at East Carolina *	W, 19-16	3	3	16	2	0	2	1	0	0	0	0	0	0
<b>TOTALS</b>			<b>52</b>	<b>44</b>	<b>252</b>	<b>30</b>	<b>15</b>	<b>15</b>	<b>14</b>	<b>2</b>	<b>5</b>	<b>1</b>	<b>0</b>	<b>0</b>	<b>0</b>
<b>44 OF 52 (84.6%)</b>															

## // TIME OF POSSESSION

Date	Opponent	Score	Overall	1st Qtr	2nd Qtr	3rd Qtr	4th Qtr
09/05	ALABAMA A&M	W, 52-10	33:21	8:09	9:24	7:38	8:10
09/12	TEMPLE *	L, 26-34	28:26	9:07	7:40	2:00	9:39
09/19	at Miami (Ohio)	W, 37-33	36:32	7:23	10:11	10:24	8:34
09/24	at Memphis *	L, 46-53	33:43	11:42	8:52	7:03	6:06
10/01	MIAMI (Fla.)	W, 34-23	25:22	4:28	9:12	4:45	6:57
10/17	at BYU	L, 24-38	33:42	12:42	9:23	5:01	6:36
10/24	UCONN *	W, 37-13	32:38	6:50	7:55	13:02	4:51
10/31	UCF *	W, 52-7	32:39	5:04	8:09	10:04	9:22
11/07	at Houston *	L, 30-33	22:27	6:58	5:11	5:23	4:55
11/14	TULSA *	W, 49-38	31:00	6:25	7:57	7:26	9:12
11/20	at USF *	L, 27-65	31:02	8:13	9:42	8:49	4:18
11/28	at East Carolina *	W, 19-16	36:06	5:35	9:32	12:16	8:43
<b>CINCINNATI</b>		<b>Total</b>	<b>376:58</b>	<b>92:36</b>	<b>103:08</b>	<b>93:51</b>	<b>87:23</b>
		Avg.	31:24	7:43	8:35	7:49	7:16
<b>OPPONENTS</b>		<b>Total</b>	<b>343:02</b>	<b>87:24</b>	<b>76:52</b>	<b>86:09</b>	<b>92:37</b>
		Avg.	28:35	7:17	6:24	7:10	7:43

2015 UNIVERSITY OF CINCINNATI FOOTBALL

LONG PLAYS

YDS.	TYPE	PLAYER(S)	OPP.
*88	Pass	MCKAY, Mekale from KIEL, Gunner	Temple
84	Rush	WILLIAMS, Hosey	UConn
*78	Pass	HOLTON, Johnny from KIEL, Gunner	UCF
74	Rush	BOONE, Mike	Miami (Ohio)
69	PR	WASHINGTON, Shaq	Miami (Fla.)
*68	Pass	MOORE, Chris from MOORE, Hayden	Memphis
65	Pass	HOLTON, Johnny from KIEL, Gunner	Houston
*59	Pass	HOLTON, Johnny from KIEL, Gunner	UCF
*54	Pass	MOORE, Chris from MOORE, Hayden	USF
52	Pass	MCKAY, Mekale from MOORE, Hayden	Miami (Fla.)
50	Pass	COLE, Nate from KIEL, Gunner	Houston
49	Pass	MOORE, Chris from MOORE, Hayden	UCF
*47	Pass	HOLTON, Johnny from KIEL, Gunner	Alabama A&M
46	Pass	WASHINGTON, Shaq from MOORE, Hayden	BYU
45	Pass	CHISUM, Alex from KIEL, Gunner	Houston
45	Pass	MOORE, Chris from MOORE, Hayden	Memphis
43	Pass	MOORE, Chris from KIEL, Gunner	UCF
*43	Pass	MOORE, Chris from KIEL, Gunner	Tulsa
41	Pass	LEWIS, Kahlil from KIEL, Gunner	UCF
41	Rush	GREEN, Tion	Miami (Fla.)
40	KR	HOLTON, Johnny	Miami (Ohio)
*40	Pass	MORRISON, Max from MOORE, Hayden	Memphis
38	Pass	JOHNSON, Tshumbi from MOORE, Hayden	UCF
38	Rush	BOONE, Mike	Tulsa
38	Pass	MORRISON, Max from MOORE, Hayden	Miami (Fla.)
37	KR	BOONE, Mike	Tulsa
36	Pass	CHISUM, Alex from MOORE, Hayden	USF
36	KR	MOORE, Chris	Alabama A&M
35	KR	LEWIS, Kahlil	USF
35	Pass	MORRISON, Max from MOORE, Hayden	Alabama A&M
35	Pass	MOORE, Chris from KIEL, Gunner	Houston
35	Pass	WASHINGTON, Shaq from MOORE, Hayden	Miami (Fla.)
34	KR	HOLTON, Johnny	Miami (Ohio)
34	Rush	BOONE, Mike	UConn
33	Pass	HOLTON, Johnny from KIEL, Gunner	UConn
33	KR	BOONE, Mike	USF
32	Rush	BOONE, Mike	UCF
31	KR	LABADY, Frank	BYU
31	Pass	CHISUM, Alex from KIEL, Gunner	Tulsa
31	Pass	MCKAY, Mekale from KIEL, Gunner	Tulsa
31	Pass	MCKAY, Mekale from KIEL, Gunner	Tulsa
*30	Pass	MORRISON, Max from MOORE, Hayden	Memphis

30	KR	MOORE, Chris	Alabama A&M
30	Rush	BOONE, Mike	UConn
29	INT	EDWARDS, Zach	Miami (Ohio)
*29	Pass	MOORE, Chris from KIEL, Gunner	Houston
*29	Rush	WILLIAMS, Hosey	Miami (Fla.)
*29	Pass	HOLTON, Johnny from KIEL, Gunner	UConn
29	Pass	DOWDY, DJ from KIEL, Gunner	UConn
29	KR	HOLTON, Johnny	Temple
*28	Pass	CHISUM, Alex from MOORE, Hayden	Alabama A&M
28	Pass	GREEN, Tion from KIEL, Gunner	Houston
28	Pass	HOLTON, Johnny from KIEL, Gunner	Alabama A&M
27	KR	MOORE, Chris	Alabama A&M
27	PR	WASHINGTON, Shaq	USF
27	Pass	MOORE, Chris from MOORE, Hayden	Miami (Ohio)
27	Pass	HOLTON, Johnny from KIEL, Gunner	Miami (Ohio)
27	Pass	MOORE, Chris from KIEL, Gunner	Houston
26	KR	LEWIS, Kahlil	USF
*26	Pass	DOWDY, DJ from KIEL, Gunner	UConn
26	Rush	BOONE, Mike	Alabama A&M
25	Pass	MOORE, Chris from KIEL, Gunner	Alabama A&M
25	Pass	MOORE, Chris from MOORE, Hayden	USF
25	Pass	WASHINGTON, Shaq from KIEL, Gunner	UConn
25	KR	GREEN, Tion	Miami (Ohio)
25	Pass	MORRISON, Max from KIEL, Gunner	Temple
25	Pass	CHISUM, Alex from MOORE, Hayden	BYU
*25	Pass	MOORE, Chris from KIEL, Gunner	Houston
25	Rush	GREEN, Tion	Alabama A&M
25	Pass	MCKAY, Mekale from KIEL, Gunner	East Carolina
24	Pass	BOONE, Mike from KIEL, Gunner	East Carolina
24	Pass	MOORE, Chris from KIEL, Gunner	Temple
24	Rush	BOONE, Mike	Miami (Ohio)
24	KR	HOLTON, Johnny	Miami (Ohio)
24	KR	GREEN, Tion	Miami (Ohio)

\* touchdown scored on play

// BY PLAYER

PLAYER	NO.	TD	R	P	KR	PR	IR	FR
MOORE, Chris	18	5	0	15	3	0	0	0
HOLTON, Johnny	15	4	0	9	6	0	0	0
BOONE, Mike	14	0	10	1	3	0	0	0
WASHINGTON, Shaq	13	2	0	11	0	2	0	0
MORRISON, Max	7	2	0	7	0	0	0	0
CHISUM, Alex	7	1	0	7	0	0	0	0
MCKAY, Mekale	7	1	0	7	0	0	0	0
GREEN, Tion	7	0	4	1	2	0	0	0
LEWIS, Kahlil	5	0	0	1	4	0	0	0
WILLIAMS, Hosey	4	2	4	0	0	0	0	0
COLE, Nate	4	0	0	4	0	0	0	0
LABADY, Frank	3	0	0	0	3	0	0	0
DOWDY, DJ	2	1	0	2	0	0	0	0
EDWARDS, Zach	1	0	0	0	0	0	1	0
BANSCHBACH, Chad	1	0	1	0	0	0	0	0
JOHNSON, Tshumbi	1	0	0	1	0	0	0	0
TOTAL	109	18	19	66	21	2	1	0

// BY NUMBER

PLAYS BY YARDS	NO.	TD
100+	0	0
90-99	0	0
80-89	2	1
70-79	2	1
60-69	3	1
50-59	4	2
40-49	11	3
30-39	22	1
20-29	65	9
PLAYS BY TYPE	NO.	TD
Rushing	19	2
Passing	66	16
Punt returns	2	0
Kick returns	21	0
Interceptions	1	0
Fumble returns	0	0
Other	0	0
TOTAL	109	18

// LONGEST PLAYS




OFFENSE			
TYPE	YARDS	PLAYER	OPPONENT
Rush	84	H. Williams	UConn
Rushing TD	29	H. Williams	Miami (Fla.)
	6	Green	Temple
Pass	88	McKay from Kiel	Temple
Passing TD	88	McKay from Kiel	Temple
SPECIAL TEAMS			
TYPE	YARDS	PLAYER	OPPONENT
Punt Return	69	Washington	Miami (Fla)
Kick Return	40	Holton	@ Miami (Ohio)
Punt	63	Geraci	@ East Carolina
Field Goal	51	Gantz	Miami (Fla)
DEFENSE			
TYPE	YARDS	PLAYER	OPPONENT
Int. Return	29	Edwards	@ Miami (Ohio)
Fumble Return	11	Clements	Tulsa

2015 UNIVERSITY OF CINCINNATI FOOTBALL




OFFENSIVE SCORING DRIVES




OPPONENT	QTR.	PLYS.	YDS.	TOP	RES.	SCORING PLAY
Alabama A&M	1	8	58	2:47	TD	Holton 6-yard pass from Kiel
Alabama A&M	2	6	55	1:59	TD	H. Williams 6-yard run
Alabama A&M	2	9	80	3:24	TD	Boone 1-yard run
Alabama A&M	2	7	97	3:10	TD	Holton 47-yard pass from Kiel
Alabama A&M	2	6	35	2:11	TD	Boone 1-yard run
Alabama A&M	3	9	50	2:44	FG	Gantz 35-yard field goal
Alabama A&M	3	7	72	2:32	TD	Chisum 28-yard pass from H. Moore
Alabama A&M	3	8	45	2:45	TD	Green 2-yard run
Temple	2	13	75	4:36	FG	Gantz 27-yard field goal
Temple	2	14	69	5:15	FG	Gantz 22-yard field goal
Temple	3	2	90	0:33	TD	McKay 88-yard pass from Kiel
Temple	4	8	71	2:43	TD	Green 6-yard run
Temple	4	10	80	2:11	TD	Washington 2-yard pass from Kiel
Miami (Ohio)	1	7	73	2:13	TD	Boone 4-yard run
Miami (Ohio)	1	4	88	2:04	TD	Green 2-yard run
Miami (Ohio)	2	11	41	2:51	FG	Gantz 42-yard field goal
Miami (Ohio)	2	9	60	3:02	TD	C. Moore 14-yard pass from Kiel
Miami (Ohio)	3	9	36	3:07	FG	Gantz 46-yard field goal
Miami (Ohio)	3	15	74	6:52	FG	Gantz 24-yard field goal
Miami (Ohio)	4	8	66	3:01	TD	H. Moore 1-yard run
at Memphis	1	4	36	1:25	TD	Kiel 4-yard run
at Memphis	1	13	57	5:27	FG	Gantz 35-yard field goal
at Memphis	2	2	71	0:39	TD	C. Moore 68-yard pass from H. Moore
at Memphis	2	9	43	1:49	FG	Gantz 49-yard field goal
at Memphis	2	12	60	2:55	FG	Gantz 32-yard field goal
at Memphis	2	6	75	2:21	TD	Washington 21-yard pass from H. Moore
at Memphis	3	10	56	2:09	FG	Gantz 36-yard field goal
at Memphis	4	9	93	3:23	TD	Morrison 40-yard pass from H. Moore
at Memphis	4	5	75	1:11	TD	Morrison 30-yard pass from H. Moore
Miami (Fla.)	1	4	65	1:17	TD	Williams 29-yard run
Miami (Fla.)	1	1	11	0:09	TD	McKay 11-yard pass from H. Moore
Miami (Fla.)	2	10	41	3:02	FG	Gantz 51-yard field goal
Miami (Fla.)	2	8	66	3:11	TD	H. Moore 1-yard run
Miami (Fla.)	2	7	71	1:20	FG	Gantz 26-yard field goal
Miami (Fla.)	4	5	81	2:01	TD	Cogswell 7-yard pass from H. Moore
at BYU	1	10	63	3:12	FG	Gantz 29-yard field goal
at BYU	1	15	92	541	TD	Dowdy 1-yard pass from Green
at BYU	2	7	20	3:12	TD	Boone 5-yard run
at BYU	3	8	64	3:10	TD	Green 2-yard run
UConn	1	8	81	2:24	TD	Holton 29-yard pass from Kiel
UConn	1	4	75	1:11	TD	Dowdy 26-yard pass from Kiel
UConn	2	9	66	2:31	TD	Kiel 1-yard run
UConn	2	9	67	2:55	FG	Gantz 23-yard field goal
UConn	3	12	72	5:08	FG	Gantz 38-yard field goal
UConn	4	5	30	2:38	FG	Gantz 26-yard field goal
UConn	4	6	92	1:46	TD	Williams 1-yard run
UCF	1	2	74	0:25	TD	C. Moore 16-yard pass from Kiel
UCF	1	9	80	3:41	TD	Holton 59-yard pass from Kiel
UCF	1	3	58	0:58	TD	Dowdy 15-yard pass from Kiel
UCF	2	9	80	4:25	TD	Washington 11-yard pass from H. Moore
UCF	2	6	73	1:40	TD	Green 7-yard run
UCF	3	2	82	0:49	TD	Holton 78-yard pass from Kiel
UCF	3	11	80	5:03	TD	Washington 7-yard pass from Kiel
UCF	4	9	72	4:08	FG	Gantz 26-yard field goal
at Houston	2	2	90	0:26	TD	C. Moore 25-yard pass from Kiel
at Houston	2	4	74	1:36	TD	Cole 7-yard pass from Kiel
at Houston	3	6	99	1:29	TD	Washington 20-yard pass from Kiel
at Houston	4	7	84	2:10	TD	C. Moore 29-yard pass from Kiel
Tulsa	1	7	80	2:08	TD	Boone 12-yard run
Tulsa	1	10	80	3:13	TD	Morrison 17-yard pass from Kiel
Tulsa	2	7	58	3:04	TD	Boone 4-yard rush
Tulsa	3	5	74	1:34	TD	C. Moore 43-yard pass from Kiel
Tulsa	3	3	34	1:02	TD	Green 5-yard run
Tulsa	4	8	77	4:06	TD	Williams 20-yard run
Tulsa	4	8	58	4:06	TD	Boone 3-yard run
at USF	2	12	51	4:31	FG	Gantz 44-yard field goal
at USF	3	9	43	3:38	FG	Gantz 39-yard field goal
at USF	3	8	83	2:46	TD	Green 2-yard run
at USF	3	1	54	0:07	TD	C. Moore 54-yard pass from H. Moore
at USF	4	3	33	0:33	TD	Green 11-yard run
at East Carolina	2	13	90	4:49	TD	Washington 8-yard pass from Kiel
at East Carolina	3	16	76	7:32	TD	Boone 1-yard run
at East Carolina	3	12	53	4:44	FG	Gantz 50-yard field goal
at East Carolina	4	12	56	2:34	FG	Gantz 42-yard field goal

// DRIVES SUMMARY		
<b>AVERAGE SCORING DRIVE/PLAY STATS</b> Plays: 7.8 per drive; Yards: 66.9 per drive; Avg. Drive Time: 2:47	<b>LONGEST</b> Longest drive (time): » 7:32 at East Carolina » 16 plays, 76 yards, Boone 1-yard run  Longest drive (yards): » 99 yards at Houston » 6 plays, 1:29, Washington 20-yard pass from Kiel	<b>SHORTEST</b> Shortest drive (time): » 0:07 at USF » 1 plays, 54 yards, C. Moore 54-yard pass from H. Moore  Shortest drive (yards): » 11 yards vs. Miami (Fla.) » 1, 0:09, McKay 11-yard pass from H. Moore
<b>BY THE NUMBERS</b> » 68 scoring drives » 537 plays » 4,549 yards » 11,394 seconds		

2015 UNIVERSITY OF CINCINNATI FOOTBALL																											
GAME 01   SEPT. 5, 2015   CINCINNATI, OHIO							GAME 02   SEPT. 12, 2015   CINCINNATI, OHIO							GAME 03   SEPT. 19, 2015   OXFORD, OHIO													
	ALABAMA A&M					10		TEMPLE					34		CINCINNATI					37							
	CINCINNATI					52		CINCINNATI					26		MIAMI (OHIO)					33							
Score By Quarters							1	2	3	4	Score	Score By Quarters							1	2	3	4	Score				
Alabama A&M							7	0	0	3	10	Temple							3	7	21	3	34				
Cincinnati							7	28	17	0	52	Cincinnati							0	6	6	14	26				
SCORING PLAYS							SCORING PLAYS														SCORING PLAYS						
1st	11:14	CIN	Holton 6 yd pass from Kiel (Gantz kick) 8-58 2:47				1st	06:39	TEM	Jones 40 yd field goal 5-23 2:05, TEM 3 - CIN 0				1st	12:47	CIN	Boone 4 yd run (Gantz kick) 7-73 2:13, CIN 7 - MIAMI 0										
	05:55	AAMU	McKenzie 12 yd pass from Ballard (Diaz-Ramon kick) 5-45 1:17				2nd	13:07	CIN	Gantz 27 yd field goal 13-75 4:36, TEM 3 - CIN 3					09:59	MIAMI	Shisso 21 yd pass from Kummer (Dowd kick) 9-81 2:41, CIN 7 - MIAMI 7										
2nd	14:21	CIN	H. Williams 6 yd run (Gantz kick) 6-55 1:59					06:19	CIN	Gantz 22 yd field goal 14-69 5:15, TEM 3 - CIN 6					02:04	CIN	Green 2 yd run (Gantz kick) 4-88 2:04, CIN 14 - MIAMI 7										
	09:25	CIN	Boone 1 yd run (Gantz kick) 9-80 3:24					00:32	TEM	Felton 1 yd pass from Walker (Jones kick) 10-74 5:39, TEM 10 - CIN 6				2nd	14:19	MIAMI	Dowd 22 yd field goal 12-68 2:39, CIN 14 - MIAMI 10										
	03:27	CIN	Holton 47 yd pass from Kiel (Gantz kick) 7-97 3:10				3rd	14:46	TEM	Thomas 100 yd kickoff return (Jones kick) TEM 17 - CIN 6					07:15	MIAMI	Smith 14 yd pass from Bahl (Dowd kick) 6-94 1:36, CIN 14 - MIAMI 17										
	00:58	CIN	Boone 1 yd run (Gantz kick) 6-35 2:11					14:07	CIN	McKay 88 yd pass from Kiel (Kiel pass failed) 2-90 0:33, TEM 17 - CIN 12					04:17	CIN	Gantz 42 yd field goal 11-41 2:51, CIN 17 - MIAMI 17										
3rd	12:09	CIN	Gantz 35 yd field goal 9-50 2:44					13:26	TEM	Thomas 56 yd run (Jones kick) 2-75 0:41, TEM 24 - CIN 12					04:05	MIAMI	Martin 75 yd pass from Kummer (Patterson kick failed) 1-75 0:12, CIN 17 - MIAMI 23										
	07:55	CIN	Chisum 28 yd pass from H. Moore (Gantz kick) 7-72 2:32					05:52	TEM	Anderson 13 yd pass from Walker (Jones kick) 6-27 3:50, TEM 31 - CIN 12					00:54	CIN	C. Moore 14 yd pass from Kiel (Gantz kick) 9-60 3:11, CIN 24 - MIAMI 23										
	02:56	CIN	Green 2 yd run (Gantz kick) 8-45 2:15				4th	14:56	TEM	Jones 35 yd field goal 9-25 5:09, TEM 34 - CIN 12				3rd	10:28	CIN	Gantz 46 yd field goal 9-36 3:07, CIN 27 - MIAMI 23										
4th	05:16	AAMU	Diaz-Ramon 28 yd field goal 9-59 3:21					12:06	CIN	Green 6 yd run (Gantz kick) 8-71 2:43, TEM 34 - CIN 19					08:26	MIAMI	Smith 2 yd pass from Kummer (Patterson kick) 8-65 2:02, CIN 27 - MIAMI 30										
			AAMU	UC			02:50	CIN	Washington 2 yd pass from Kiel (Gantz kick) 10-80 2:11, TEM 34 - CIN 26					01:29	CIN	Gantz 24 yd field goal 15-74 6:52, CIN 30 - MIAMI 30											
							TU							UC													
FIRST DOWNS							13							34													
RUSHES-YARDS (NET)							36-215							31-130													
PASSING YDS (NET)							81							427													
Passes Att-Comp-Int							20-13-0							52-30-4													
TOTAL OFF. PLAYS-YARDS							56-296							83-557													
Fumble Returns-Yards							0-0							1-3													
Punt Returns-Yards							1-1							0-0													
Kickoff Returns-Yards							4-150							4-78													
Interception Returns-Yards							4-78							0-0													
Punts (Number-Avg)							6-42.8							1-40.0													
Fumbles-Lost							1-1							1-1													
Penalties-Yards							12-112							5-51													
Possession Time							31:34							28:26													
Third-Down Conversions							5 of 13							7 of 11													
Fourth-Down Conversions							0 of 0							0 of 0													
Red-Zone Scores-Chances							4-4							4-7													
Sacks By: Number-Yards							1-2							1-6													
<b>RUSHING:</b> Temple-THOMAS,Jahad 26-193; ARMSTEAD,Ryquell 5-22; ANDERSON,Robby 1-5; BENJAMIN,Samuel 1-2; TEAM 1-minus 2; WALKER,P.J. 2-minus 5. Cincinnati-GREEN, Tion 13-59; WILLIAMS, Hosey 9-45; BOONE, Mike 6-16; KIEL, Gunner 3-10.																											
<b>PASSING:</b> Temple-WALKER,P.J. 13-20-0-81. Cincinnati-KIEL, Gunner 30-52-4-427.																											
<b>RECEIVING:</b> Temple-ANDERSON,Robby 5-23; BRYANT,Ventell 2-26; THOMAS,Jahad 2-17; DELOATCH,Romond 2-17; FELTON,Michael 1-1; YANCY,Brodrick 1-minus 3. Cincinnati-CHISUM, Alex 7-60; WASHINGTON, Shaq 6-53; MORRISON, Max 4-54; MOORE, Chris 3-48; GREEN, Tion 3-31; MCKAY, Mekale 2-105; HOLTON, Johnny 2-36; COLE, Nate 1-22; BOONE, Mike 1-11; WILLIAMS, Hosey 1-7.																											



2015 UNIVERSITY OF CINCINNATI FOOTBALL																										
GAME 04   SEPT. 4, 2015   MEMPHIS, TENN.						GAME 05   OCT. 1, 2015   CINCINNATI, OHIO						GAME 06   OCT. 16, 2015   PROVO, UTAH														
	CINCINNATI				46		MIAMI (FLA.)				23		CINCINNATI				24									
	MEMPHIS				53		CINCINNATI				34		BYU				38									
Score By Quarters						1	2	3	4	Score	Score By Quarters						1	2	3	4	Score					
Cincinnati						10	20	3	13	46	Miami (Fla.)						13	7	0	3	23					
Memphis						14	14	3	22	53	Cincinnati						14	13	0	7	34					
SCORING PLAYS						SCORING PLAYS						SCORING PLAYS														
1st	13:16	CIN	Kiel 4 yd run (Gantz kick)			4-36 1:25, CIN 7 - MEM 0			1st	11:40	UM	Badgley 41 yd field goal			7-51 3:20, UM 3 - CIN 0			1st	11:48	CIN	Gantz 29 yd field goal			10-63 3:12, CIN 3 - BYU 0		
	10:34	MEM	Maulet 59 yd interception return (Elliott kick)			CIN 7 - MEM 7				10:23	CIN	Williams 29 yd run (Gantz kick)			4-65 1:17, UM 3 - CIN 7				04:54	CIN	Dowdy 1 yd pass from Green (Gantz kick)			15-92 5:41, CIN 10 - BYU 0		
	05:07	CIN	Gantz 35 yd field goal			13-57 5:27, CIN 10 - MEM 7				09:02	CIN	McKay 11 yd pass from H. Moore (Gantz kick)			1-11 0:09, UM 3 - CIN 14			2nd	13:29	BYU	Samson 29 yd field goal			5-43 1:23, CIN 10 - BYU 3		
	04:42	MEM	Miller 82 yd pass from LYNCH, Paxton (Elliott kick)			2-82 0:17, CIN 10 - MEM 14				03:39	UM	Badgley 47 yd field goal			12-45 5:23, UM 6 - CIN 14				06:50	CIN	Boone 5 yd run (Gantz kick)			7-20 3:12, CIN 17 - BYU 3		
2nd	14:11	CIN	C. Moore 68 yd pass from H. Moore (Gantz kick)			2-71 0:39, CIN 17 - MEM 14				01:24	UM	Walton 6 yd run (Badgley kick)			2-32 0:37, UM 13 - CIN 14				04:30	BYU	Brown 5 yd run (Samson kick)			5-76 2:13, CIN 17 - BYU 10		
	11:03	MEM	Frazier 9 yd run (Elliott kick)			9-77 2:58, CIN 17 - MEM 21			2nd	13:22	CIN	Gantz 51 yd field goal			10-41 3:02, UM 13 - CIN 17				09:31	BYU	Kurtz 19 yd pass from Mangum (Samson kick)			12-78 5:22, CIN 17 - BYU 17		
	09:14	CIN	Gantz 49 yd field goal			9-43 1:49, CIN 20 - MEM 21				11:26	UM	Yearby 8 yd run (Badgley kick)			4-69 1:48, UM 20 - CIN 17				03:28	CIN	Green 2 yd run (Gantz kick)			8-64 3:10, CIN 24 - BYU 17		
	05:02	CIN	Gantz 32 yd field goal			12-60 2:55, CIN 23 - MEM 21				02:17	CIN	H. Moore 1 yd run (Gantz kick)			8-66 3:11, UM 20 - CIN 24			4th	10:24	BYU	Brown 2 yd run (Samson kick)			6-61 2:26, CIN 24 - BYU 24		
	04:07	MEM	Cooper 4 yd run (Elliott kick)			2-65 0:43, CIN 23 - MEM 28				00:00	CIN	Gantz 26 yd field goal			7-71 1:20, UM 20 - CIN 27				08:14	BYU	Kurtz 53 yd pass from Mangum (Samson kick)			1-53 0:09, CIN 24 - BYU 31		
	01:46	CIN	Washington 21 yd pass from H. Moore (Gantz kick)			6-75 2:21, CIN 30 - MEM 28			4th	08:59	UM	Badgley 26 yd field goal			12-80 5:50, UM 23 - CIN 27				04:35	BYU	Bernard 11 yd run (Samson kick)			4-32 2:01, CIN 24 - BYU 38		
3rd	03:36	MEM	Elliott 40 yd field goal			8-29 3:00, CIN 30 - MEM 31				06:54	CIN	Cogswell 7 yd pass from H. Moore (Gantz kick)			5-81 2:01, UM 23 - CIN 34											
	01:27	CIN	Gantz 36 yd field goal			10-56 2:09, CIN 33 - MEM 31																				
4th	13:30	MEM	Cross 8 yd pass from Lynch (Elliott kick)			10-73 2:50, CIN 33 - MEM 38																				
	10:02	CIN	Morrison 40 yd pass from H. Moore (H. Moore pass failed)			9-93 3:23, CIN 39 - MEM 38																				
	07:07	MEM	Craft 5 yd run (Lynch rush)			8-75 2:55, CIN 39 - MEM 46																				
	05:56	CIN	Morrison 30 yd pass from H. Moore (Gantz kick)			5-75 1:11, CIN 46 - MEM 46																				
	00:53	MEM	Craft 3 yd run (Elliott kick)			6-80 1:34, CIN 46 - MEM 53																				
						UC		UM																		
FIRST DOWNS						38		22																		
RUSHES-YARDS (NET)						36-132		37-158																		
PASSING YDS (NET)						620		412																		
Passes Att-Comp-Int						64-38-3		36-24-0																		
TOTAL OFFENSE PLAYS-YARDS						100-752		73-570																		
Fumble Returns-Yards						1-2		0-0																		
Punt Returns-Yards						2-14		0-0																		
Kickoff Returns-Yards						2-35		8-161																		
Interception Returns-Yards						0-0		3-63																		
Punts (Number-Avg)						3-44.7		6-52.7																		
Fumbles-Lost						0-0		2-1																		
Penalties-Yards						11-101		9-100																		
Possession Time						33:43		26:17																		
Third-Down Conversions						7 of 17		3 of 11																		
Fourth-Down Conversions						0 of 0		1 of 2																		
Red-Zone Scores-Chances						5-7		6-6																		
Sacks By: Number-Yards						1-9		0-0																		
<b>RUSHING:</b> Cincinnati-WILLIAMS, Hosey 12-50; GREEN, Tion 12-41; KIEL, Gunner 4-28; MOORE, Hayden 7-7; MOORE, Chris 1-6. Memphis-LYNCH, Paxton 11-52; CRAFT, Sam 12-50; COOPER, Jarvis 9-49; FRAZIER, Mose 1-9; HENDERSON, J 1-1.																										
<b>PASSING:</b> Cincinnati-MOORE, Hayden 31-53-2-557; KIEL, Gunner 7-11-1-63. Memphis-LYNCH, Paxton 24-36-0-412.																										
<b>RECEIVING:</b> Cincinnati-MORRISON, Max 9-162; WASHINGTON, Shaq 9-120; MOORE, Chris 5-153; CHISUM, Alex 5-77; MCKAY, Mekale 2-32; HOLTON, Johnny 2-25; JOHNSON, Tshumbi 2-23; DOWDY, DJ 1-12; COLE, Nate 1-9; COGSWELL, Tyler 1-5; GREEN, Tion 1-2. Memphis-MILLER, Anthony 5-156; JONES, Tevin 4-64; MAYHUE, Phil 4-50; PROCTOR, R 3-78; CROSS, Alan 2-17; FRAZIER, Mose 2-16; CRAFT, Sam 2-5; OGLESBY, J 1-22; HENDERSON, J 1-4.																										


2015 UNIVERSITY OF CINCINNATI FOOTBALL																												
GAME 07   OCT. 24, 2015   CINCINNATI, OHIO							GAME 08   OCT. 31, 2015   CINCINNATI, OHIO							GAME 09   NOV. 7, 2015   HOUSTON, TEXAS														
		UConn				13				UCF				7				CINCINNATI				30						
		CINCINNATI				37				CINCINNATI				52				No. 18 HOUSTON				33						
Score By Quarters							1	2	3	4	Score		Score By Quarters							1	2	3	4	Score				
UConn							7	3	0	3	13		UCF							0	0	0	7	7				
Cincinnati							14	10	3	10	37		Cincinnati							21	14	14	3	52				
SCORING PLAYS																												
1st	09:23	UConn	Newsome 4 yd run (Puyol kick) 9-58 4:25, UCONN 7 - CIN 0																									
	06:53	CIN	Holton 29 yd pass from Kiel (Gantz kick) 8-81 2:24, UCONN 7 - CIN 7																									
	04:27	CIN	Dowdy 26 yd pass from Kiel (Gantz kick) 4-75 1:11, UCONN 7 - CIN 14																									
2nd	13:07	UConn	Puyol 27 yd field goal 4-0 2:13, UCONN 10 - CIN 14																									
	10:36	CIN	Kiel 1 yd run (Gantz kick) 9-66 2:31, UCONN 10 - CIN 21																									
	05:21	CIN	Gantz 23 yd field goal 9-67 2:55, UCONN 10 - CIN 24																									
3rd	06:53	CIN	Gantz 38 yd field goal 12-72 5:08, UCONN 10 - CIN 27																									
4th	08:48	UConn	Puyol 30 yd field goal 16-67 6:08, UCONN 13 - CIN 27																									
	06:08	CIN	Gantz 26 yd field goal 5-30 2:38, UCONN 13 - CIN 30																									
	00:53	CIN	Williams 1 yd run (Gantz kick) 6-92 1:46, UCONN 13 - CIN 37																									
							UConn		UC									UCF		UC								
FIRST DOWNS							19		28		FIRST DOWNS							16		33								
RUSHES-YARDS (NET)							30-136		49-285		RUSHES-YARDS (NET)							41-212		42-237								
PASSING YDS (NET)							130		327		PASSING YDS (NET)							101		489								
Passes Att-Comp-Int							41-17-1		35-26-0		Passes Att-Comp-Int							23-12-1		32-27-1								
TOTAL OFFENSE PLAYS-YARDS							71-266		84-612		TOTAL OFFENSE PLAYS-YARDS							64-313		74-726								
Fumble Returns-Yards							0-0		0-0		Fumble Returns-Yards							0-0		0-0								
Punt Returns-Yards							0-0		0-0		Punt Returns-Yards							0-0		4-11								
Kickoff Returns-Yards							3-62		2-27		Kickoff Returns-Yards							5-124		2-36								
Interception Returns-Yards							0-0		1-0		Interception Returns-Yards							1-21		1-14								
Punts (Number-Avg)							5-36.2		2-31.5		Punts (Number-Avg)							6-45.0		0-0.0								
Fumbles-Lost							3-1		3-1		Fumbles-Lost							0-0		0-0								
Penalties-Yards							3-25		10-105		Penalties-Yards							6-70		7-62								
Possession Time							27:22		32:38		Possession Time							27:21		32:39								
Third-Down Conversions							2 of 11		4 of 14		Third-Down Conversions							4 of 13		11 of 15								
Fourth-Down Conversions							0 of 2		3 of 4		Fourth-Down Conversions							0 of 1		2 of 3								
Red-Zone Scores-Chances							3-4		5-8		Red-Zone Scores-Chances							1-4		6-7								
Sacks By: Number-Yards							1-4		2-6		Sacks By: Number-Yards							0-0		1-6								
<b>RUSHING:</b> UConn-SHIRREFFS, Bryant 17-90; NEWSOME, Arkeel 11-45; BOYLE, Tim 1-1; JOHNSON, Ron 1-0. Cincinnati-WILLIAMS, Hosey 13-140; BOONE, Mike 13-117; GREEN, Tion 14-71; KIEL, Gunner 5-10; MOORE, Chris 1-4; BANSCHBACH, Chad 1-minus 3; TEAM 2-minus 54.																												
<b>PASSING:</b> UConn-SHIRREFFS, Bryant 12-27-1-87; BOYLE, Tim 5-14-0-43. Cincinnati-KIEL, Gunner 26-35-0-327.																												
<b>RECEIVING:</b> UConn-NEWSOME, Arkeel 8-37; THOMAS, Noel 4-38; BEALS, Tyraiq 3-48; McLEAN, Aaron 1-6; MYERS, Tommy 1-1. Cincinnati-WASHINGTON, Shaq 8-78; MOORE, Chris 3-31; BOONE, Mike 3-17; HOLTON, Johnny 2-62; DOWDY, DJ 2-55; COLE, Nate 2-38; MORRISON, Max 2-22; CHISUM, Alex 2-5; MCKAY, Mekale 1-15; GREEN, Tion 1-4.																												
<b>RUSHING:</b> UCF-JONES, C.J. 18-123; WILSON, Dontravious 10-44; WILLETT, Michael 6-33; HOLMAN, Justin 5-10; MCGOWAN, Taj 1-2; PATTI, Nick 1-0. Cincinnati-BANSCHBACH, Chad 18-75; GREEN, Tion 6-58; BOONE, Mike 3-49; WILLIAMS, Hosey 8-28; KIEL, Gunner 5-13; MOORE, Hayden 1-10; WRIGHT, Luke 1-4.																												
<b>PASSING:</b> UCF-HOLMAN, Justin 12-23-1-101. Cincinnati-KIEL, Gunner 15-15-0-319; MOORE, Hayden 11-15-1-154; MORRISON, Max 0-1-0-0; WRIGHT, Luke 1-1-0-16.																												
<b>RECEIVING:</b> UCF-SMITH, Tre'Quan 5-59; PAYTON, Tristan 5-34; BLOOM, Cal 1-7; WILSON, Dontravious 1-1. Cincinnati-WASHINGTON, Shaq 8-72; HOLTON, Johnny 3-146; MOORE, Chris 3-108; LEWIS, Kahlil 3-53; DOWDY, DJ 2-19; BOONE, Mike 2-8; MORRISON, Max 2-minus 1; JOHNSON, Tshumbi 1-38; COLE, Nate 1-20; BANSCHBACH, Chad 1-16; GREEN, Tion 1-10.																												
<b>RUSHING:</b> Cincinnati-BOONE, Mike 6-57; WILLIAMS, Hosey 4-19; GREEN, Tion 3-14; KIEL, Gunner 5-minus 24. Houston-WARD Jr., Greg 16-119; FARROW, Kenneth 30-106; JACKSON, Ryan 14-52; Team 3-minus 11.																												
<b>PASSING:</b> Cincinnati-KIEL, Gunner 28-51-2-523. Houston-WARD Jr., Greg 16-24-2-161.																												
<b>RECEIVING:</b> Cincinnati-MOORE, Chris 6-140; WASHINGTON, Shaq 4-59; MORRISON, Max 4-47; COLE, Nate 3-66; MCKAY, Mekale 3-46; HOLTON, Johnny 2-61; CHISUM, Alex 2-60; GREEN, Tion 2-42; DOWDY, DJ 1-5; BOONE, Mike 1-minus 3. Houston-AYERS, Demarcus 5-56; ALLEN, Chance 3-27; JACKSON, Ryan 2-25; McCLOSKEY, T. 2-22; BONNER, Linell 2-15; FARROW, Kenneth 1-8; DUNBAR, Steven 1-8.																												

2015 UNIVERSITY OF CINCINNATI FOOTBALL

GAME 10 | NOV. 14, 2015 | CINCINNATI, OHIO

GAME 11 | NOV. 20, 2015 | TAMPA, FLA.

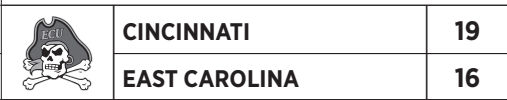
GAME 12 | NOV. 28, 2015 | GREENVILLE, N.C.



	CINCINNATI	49
--	------------	----



	USF	65
---	-----	----



	<b>EAST CAROLINA</b>	<b>16</b>
---	----------------------	-----------

Score By Quarters	1	2	3	4	Score
Cincinnati	0	6	10	3	19
East Carolina	10	0	0	6	16

## SCORING PLAYS

1st	11:17	ECU	<b>Plowman 20 yd field goal</b> 11-58 3:43, CIN 0 - ECU 3
	06:55	ECU	<b>Grayson 10 yd pass from Kemp (Plowman kick)</b> 11-94 3:36, CIN 0 - ECU 10
2nd	10:47	CIN	<b>Washington 8 yd pass from Kiel (Gantz kick failed)</b> 13-90 4:49, CIN 6 - ECU 10
	07:28	CIN	<b>Boone 1 yd run (Gantz kick)</b> 16-76 7:32, CIN 13 - ECU 10
3rd	00:26	CIN	<b>Gantz 50 yd field goal</b> 12-53 4:44, CIN 16 - ECU 10
	10:36	ECU	<b>Williams 2 yd pass from Summers (Plowman kick failed)</b> 15-78 4:50, CIN 16 - ECU 16
4th	00:00	CIN	<b>Gantz 42 yd field goal</b> 12-56 2:34, CIN 19 - ECU 16

	UC	ECU
FIRST DOWNS	30	23
RUSHES-YARDS (NET)	43-157	18-68
PASSING YDS (NET)	270	317
Passes Att-Comp-Int	47-30-1	51-34-0
TOTAL OFFENSE PLAYS-YARDS	90-427	69-385
Fumble Returns-Yards	0-0	0-0
Punt Returns-Yards	1-12	0-0
Kickoff Returns-Yards	1-20	4-97
Interception Returns-Yards	0-0	1-0
Punts (Number-Avg)	3-49.3	5-38.0
Fumbles-Lost	0-0	1-0
Penalties-Yards	5-50	6-64
Possession Time	36:06	23:54
Third-Down Conversions	15 of 22	5 of 13
Fourth-Down Conversions	0 of 0	1 of 1
Red-Zone Scores-Chances	2-2	3-3
Sacks By: Number-Yards	0-0	0-0

**PASSING:** Cincinnati-KIEL, Gunner 30-47-1-270. East Carolina-KEMP, Blake 33-50-0-315; SUMMERS, James 1-1-0-2.

**RECEIVING:** Cincinnati-WASHINGTON, Shaq 15-124; MORRISON, Max 4-32; MCKAY, Mekale 3-44; MOORE, Chris 2-21; BOONE, Mike 1-24; CHISUM, Alex 1-6; COLE, Nate 1-6; COGSWELL, Tyler 1-5; WILLIAMS, Hosey 1-5; DOWDY, DJ 1-3. East Carolina-JONES, Isaiah 12-124; BROWN, Trevon 8-80; WILLIAMS, Bryce 5-39; GRAYSON, Davon 3-33; HAIRSTON, Chris 3-20; BISHOP, Brandon 2-14; SUMMERS, James 1-7.

**RECEIVING:** Cincinnati-MOORE, Chris 6-13I; CHISUM, Alex 6-63; WASHINGTON, Shaq 6-65; MCKAY, Mekale 2-23; BOONE, Mike 2-16; COLE, Nate 2-14; DOWDY, DJ 2-8; MORRISON, Max 1-11; WILLIAMS, Hosey 1-6. USF-ADAMS, Rodney 3-85; PRICE, Sean 2-52; JOHNSON, D'Erne 2-29; REED, Jordan 2-11; BARR, Chris 2-5; BRONSON, Ryshean 1-16; LEGREE, A.J. 1-2.

# 2015 UNIVERSITY OF CINCINNATI FOOTBALL

## SINGLE-GAME RECORDS

### SINGLE-GAME TEAM OFFENSE

Most Points	124 vs. Transylvania (1912)
Most Touchdowns	14 vs. Transylvania (1912)
Most Rushing Attempts	83 vs. Louisiana-Monroe (1977)
Most Rushing Yards	464 vs. Case-Western Reserve (1953) 464 vs. Virginia Military Institute (1953)
Most Rushing Touchdowns	14 vs. Transylvania (1912)
Most Passing Attempts	64 at Memphis (2015)
Most Passes Completed	38 at Memphis (2015)
Most Passing Yards	620 at Memphis (2015)
Most Interceptions Thrown	6 vs. Xavier (1972)
Most Touchdown Passes	6 vs. Toledo (2014); vs. Illinois (2009)
Most Offensive Plays	100 at Memphis (2015)
Most Yards Total Offense	752 at Memphis (2015)
Most First Downs	38 at Memphis (2015)
Most Fumbles	15 vs. Louisville (1970)
Most Fumbles Lost	7 vs. Virginia Military Institute (1951)
Most Turnovers	9 vs. Xavier (1955) 9 vs. Hardin-Simmons (1955) 9 vs. Virginia Military Institute (1951)
Most Penalties	18 vs. Kansas State (1951)
Most Penalty Yards	176 vs. Louisville (1968)
Most Punts	13 vs. Pittsburgh (1981) 13 vs. Mississippi State (1948)
Most Punting Yards	510 vs. Louisville (1996)
Most Punt Return Yards	177 vs. Ohio (1949)
Most Kickoff Return Yards	295 vs. Memphis (1971)
Fewest Rushing Attempts	15 vs. Illinois (2009)
Fewest Rushing Yards	-23 vs. Rutgers (2005)
Fewest Passes Completed	0 vs. Dayton (1970)
Fewest Passing Yards	0 vs. Dayton (1970)
Fewest Yards Total Offense	46 vs. North Texas State (1959)
Fewest First Downs	3 vs. West Virginia (1989)
Fewest Penalties	1 vs. Rutgers (1994) 1 vs. Louisville (1966) 1 vs. Memphis (1966) 1 vs. Army (1963) 1 vs. Hawai'i (1954)
Fewest Yards Penalized	4 vs. Memphis (1966)
Fewest Punts	0 vs. Miami (OH) (2008) 0 vs. Memphis (1998) 0 vs. Miami (OH) (1954)

### SINGLE-GAME TEAM DEFENSE

Fewest Rushing Attempts Allowed	17 vs. Dayton (1961)
Fewest Rushing Yards Allowed	-46 vs. Kansas (1997)
Fewest Passing Attempts	1 vs. Boston College (1964)
Fewest Pass Completions Allowed	0 vs. Louisville (1974) 0 vs. Ohio (1973) 0 vs. Boston College (1964) 0 vs. Indiana (1963) 0 vs. Ohio (1949) -1 vs. Xavier (1971)
Fewest Passing Yards Allowed	-1 vs. Xavier (1971)
Fewest Yards Total Offense Allowed	18 vs. Louisiana-Lafayette (1973)
Most Points Allowed	81 vs. Penn State (1991)
Most Rushing Attempts Allowed	86 vs. West Virginia (1969)
Most Rushing Yards Allowed	539 vs. Northern Illinois (1989)
Most Passing Attempts Allowed	67 vs. Louisville (1997)
Most Pass Completions Allowed	37 vs. East Carolina (1997)
Most Passing Yards Allowed	482 vs. Florida (2010)
Most Yards Total Defense Allowed	742 vs. Louisville (1998)
Most Passes Intercepted	7 vs. Kansas State (1951)
Most Interception Return Yards	162 vs. Dayton (1956)
Most Turnovers Forced	8 vs. Rice (1974)

### SINGLE-GAME INDIVIDUAL OFFENSE

Rushing Attempts	45 by Steve Cowan vs. Ohio (1970)
Rushing Yards	306 by Bob Hynes vs. Case Western Reserve (1923)
Yards Per Rush	29.5 by Mike Boone at Miami (OH) (4 carries, 118 yards) (2015)
Rushing Touchdowns	6 by Ike Stewart vs. Transylvania (1912) 6 by Bob Heuck vs. Transylvania (1912)
Passing Attempts	59 by Deontey Kenner vs. Southern Miss (1999)
Passing Completions	35 by Deontey Kenner vs. Southern Miss (1999) 35 by Greg Cook vs. Ohio (1968)
Passing Yards	557 by Hayden Moore at Memphis (2015)
Passing Touchdowns	6 by Gunner Kiel (2014); by Tony Pike vs. Illinois (2009)
Interceptions Thrown	6 by Mike Shoemaker vs. Xavier (1972)
Receptions	15 by Shaq Washington at East Carolina (2015)
Receiving Yards	254 by Tom Rossley vs. Louisville (1968)
Yards Per Reception	73.7 by Chris Moore at Ohio State (3 receptions, 221 yards) (2014)
Receiving Touchdowns	3 by eight players, last by Chris Moore at Ohio State (2014)
All-Purpose Yards (Rsh., Rec. and Ret.)	381 by Mardy Gilyard at Pittsburgh (2009)
Total Yards	564 by Hayden Moore at Memphis (2015)
Total Points	51 by Ike Stewart vs. Transylvania (1912)
Touchdowns	8 by Ike Stewart vs. Transylvania (1912)
Extra Points Made	12 by Alonzo Weiss vs. Transylvania (1912)
Field Goals Made	4 by 10 players, last by Andrew Gantz at Memphis (2015)
Punts	13 by Phil Peckich at Pittsburgh (1981)
Punting Yards	510 by Steve Smith at Louisville (1996)
Punting Average	59.7 by Kevin Huber vs. Marshall (3 punts) (2007)
Kickoff Returns	8 by Mardy Gilyard at Pittsburgh (2009) 8 by LaDaris Vann vs. East Carolina (1999)
Kickoff Return Yards	256 by Mardy Gilyard at Pittsburgh (2009)
Kickoff Returns For Touchdowns	1 by 20 players, last by Mardy Gilyard at Pittsburgh (2009)
Punt Returns	7 by Mike Daniels vs. Western Carolina (2005) 7 by Tinker Keck vs. Kansas (1997) 7 by Charley Bland vs. Villanova (1973)
Punt Return Yards	161 by Gene Gibson vs. Ohio (1949)
Punt Return Touchdowns	2 by Tinker Keck vs. Louisville (1997) 2 by Gene Gibson vs. Ohio (1949)

### SINGLE-GAME INDIVIDUAL DEFENSE

Total Tackles	31 by Karl Woods at South Carolina (1980)
Solo Tackles	xx
Assisted Tackles	xx
Tackles For A Loss	xx
Sacks	xx
Forced Fumbles	xx
Fumble Recoveries	xx
Interceptions	4 by Bob Hynes vs. Ohio Northern (1923)
Interception Return Yards	123 by Shawn Ferguson vs. Memphis (1998)
Interception Returns for Touchdowns	2 by Shawn Ferguson vs. Memphis (1998)



SCORING

Scored 30 or more points	49 vs. Tulsa (11/14/15)
Scored 40 or more points	49 vs. Tulsa (11/14/15)
Scored 50 or more points	52 vs. UCF (10/31/15)
Scored 60 or more points	66 vs. Northwestern State (09/14/13)
Scored 70 or more points	72 vs. Austin Peay (09/03/11)

TOTAL OFFENSE

Had more than 400 total yards	427 at East Carolina (11/28/15)
Had more than 450 total yards	652 vs. Tulsa (11/14/15)
Had more than 500 total yards	652 vs. Tulsa (11/14/15)
Had more than 550 total yards	652 vs. Tulsa (11/14/15)
Had more than 600 total yards	652 vs. Tulsa (11/14/15)
Had more than 650 total yards	652 vs. Tulsa (11/14/15)
Had more than 700 total yards	726 vs. UCF (10/31/15)

RUSHING OFFENSE

Rushed for 150 or more yards	157 at East Carolina (11/28/15)
Rushed for 200 or more yards	266 vs. Tulsa (11/14/15)
Rushed for 250 or more yards	266 vs. Tulsa (11/14/15)
Rushed for 300 or more yards	322 vs. Northwestern State (09/14/13)
Rushed for 350 or more yards	387 vs. Austin Peay (09/03/11)
Rushed for 400 or more yards	464 vs. Case Western Reserve & VMI (10/24/53 & 11/14/53)
Rushed for 425 or more yards	464 vs. Case Western Reserve & VMI (10/24/53 & 11/14/53)

PASSING OFFENSE

Passed for 250 or more yards	270 at East Carolina (11/28/15)
Passed for 300 or more yards	333 at USF (11/20/15)
Passed for 350 or more yards	386 vs. Tulsa (11/14/15)
Passed for 400 or more yards	523 at Houston (11/07/15)
Passed for 450 or more yards	523 at Houston (11/07/15)
Passed for 500 or more yards	523 at Houston (11/07/15)
Passed for 600 or more yards	620 at Memphis (09/24/15)

SCORING DEFENSE

Allowed 0 points	0 at UConn (11/22/14)
Allowed 3 or fewer points	0 at UConn (11/22/14)
Allowed 7 or fewer points	7 vs. UCF (10/31/15)
Allowed 10 or fewer points	7 vs. UCF (10/31/15)
Allowed 14 or fewer points	7 vs. UCF (10/31/15)

TOTAL DEFENSE

Allowed fewer than 75 total yards	53 vs. Kansas (09/20/97)
Allowed fewer than 100 total yards	87 at Miami (Ohio) (09/21/13)
Allowed fewer than 125 total yards	87 at Miami (Ohio) (09/21/13)
Allowed fewer than 150 total yards	129 at UConn (11/22/14)
Allowed fewer than 175 total yards	129 at UConn (11/22/14)
Allowed fewer than 200 total yards	129 at UConn (11/22/14)
Allowed fewer than 225 total yards	129 at UConn (11/22/14)
Allowed fewer than 250 total yards	246 vs. Alabama A&M (09/05/15)
Allowed fewer than 275 total yards	266 vs. UConn (10/24/15)
Allowed fewer than 300 total yards	296 vs. Temple (09/12/15)

RUSHING DEFENSE

Allowed 0 or fewer yards	-3 at Miami (OH) (10/01/11)
Allowed 10 or fewer yards	7 at Miami (Ohio) (09/21/13)
Allowed 20 or fewer yards	7 at Miami (Ohio) (09/21/13)
Allowed 30 or fewer yards	7 at Miami (Ohio) (09/21/13)
Allowed 40 or fewer yards	33 at Houston (11/23/13)
Allowed 50 or fewer yards	48 at UConn (11/22/14)
Allowed 60 or fewer yards	48 at UConn (11/22/14)
Allowed 70 or fewer yards	68 at East Carolina (11/28/15)
Allowed 80 or fewer yards	68 at East Carolina (11/28/15)
Allowed 90 or fewer yards	68 at East Carolina (11/28/15)
Allowed 100 or fewer yards	68 at East Carolina (11/28/15)

PASSING DEFENSE

Allowed 0 passing yards	-1 vs. Xavier (10/09/71)
Allowed 50 or fewer yards	49 vs. UAB (11/30/02)
Allowed 100 or fewer yards	81 vs. Temple (09/12/15)
Allowed 150 or fewer yards	101 vs. UCF (10/31/15)
Allowed 175 or fewer yards	161 at Houston (11/07/15)
Allowed 200 or fewer yards	161 at Houston (11/07/15)

INDIVIDUAL RUSHING

Had a player rush for 100 or more yards	137 by Mike Boone vs. Tulsa (11/14/15)
Had a player rush for 150 or more yards	212 by Mike Boone vs. USF (10/24/14)
Had a player rush for 200 or more yards	212 by Mike Boone vs. USF (10/24/14)
Had a player rush for 225 or more yards	238 by Richard Hall vs. Miami (OH) (09/11/04)

Had two players rush for 100 or more yards	Williams (140), Boone (117) vs. UConn (10/24/15)
Had a player rush for 2 or more TDs	3 by Mike Boone vs. Tulsa (11/14/15)
Had a player rush for 3 or more TDs	3 by Mike Boone vs. Tulsa (11/14/15)
Had a player rush for 4 or more TDs	4 by Isaiah Pead vs. Rutgers (11/20/10)
Had a player rush for 5 or more TDs	6 by Ike Stewart vs. Transylvania (10/05/1912)

INDIVIDUAL PASSING

Had a player pass for 200 or more yards	270 by Gunner Kiel at East Carolina (11/28/15)
Had a player pass for 250 or more yards	270 by Gunner Kiel at East Carolina (11/28/15)
Had a player pass for 300 or more yards	386 by Gunner Kiel vs. Tulsa (11/14/15)
Had a player pass for 350 or more yards	386 by Gunner Kiel vs. Tulsa (11/14/15)
Had a player pass for 400 or more yards	523 by Gunner Kiel at Houston (11/07/15)
Had a player pass for 450 or more yards	523 by Gunner Kiel at Houston (11/07/15)
Had a player pass for 500 or more yards	523 by Gunner Kiel at Houston (11/07/15)
Had a player pass for 2 or more TDs	2 by Gunner Kiel vs. Tulsa (11/14/15)
Had a player pass for 3 or more TDs	4 by Gunner Kiel at Houston (11/07/15)
Had a player pass for 4 or more TDs	4 by Gunner Kiel at Houston (11/07/15)
Had a player pass for 5 or more TDs	5 by Gunner Kiel vs. UCF (10/31/15)
Had a player pass for 6 or more TDs	6 by Gunner Kiel vs. Toledo (09/12/14)
Had a player complete 20 passes	30 by Gunner Kiel at East Carolina (11/28/15)
Had a player complete 25 passes	30 by Gunner Kiel at East Carolina (11/28/15)
Had a player complete 30 passes	30 by Gunner Kiel at East Carolina (11/28/15)
Had a player complete 35 passes	35 by Deontey Kenner at Southern Miss (10/23/99)
Had a player complete 10 straight passes	10 by Gunner Kiel vs. Tulsa (11/14/15)
Had a player throw 30 passes	47 by Gunner Kiel at East Carolina (11/28/15)
Had a player throw 35 passes	47 by Gunner Kiel at East Carolina (11/28/15)
Had a player throw 40 passes	47 by Gunner Kiel at East Carolina (11/28/15)
Had a player throw 45 passes	47 by Gunner Kiel at East Carolina (11/28/15)
Had a player throw 50 passes	51 by Gunner Kiel at Houston (11/07/15)

INDIVIDUAL RECEIVING

Had a player with 10 or more receptions in a game	15 by Shaq Washington at East Carolina (11/28/15)
Had a player with 11 or more receptions in a game	15 by Shaq Washington at East Carolina (11/28/15)
Had a player with 12 or more receptions in a game	15 by Shaq Washington at East Carolina (11/28/15)
Had a player with 13 or more receptions in a game	15 by Shaq Washington at East Carolina (11/28/15)
Had a player with 14 or more receptions in a game	15 by Shaq Washington at East Carolina (11/28/15)
Had a player with 15 or more receptions in a game	15 by Shaq Washington at East Carolina (11/28/15)
Had a player receive 100 or more yards	124 by Shaq Washington at East Carolina (11/28/15)
Had a player receive 150 or more yards	162 by Morrison/153 by C. Moore at Memphis (09/24/15)
Had a player receive 200 or more yards	221 by Chris Moore at Ohio State (09/27/14)
Had a player receive 250 or more yards	254 by Tom Rossley vs. Louisville (11/09/68)
Had a player receive for 2 or more TDs	3 by Chris Moore at Houston (11/07/15)
Had a player receive for 3 or more TDs	3 by Chris Moore at Ohio State (09/27/14)

GAMES AGAINST RANKED TEAMS

Beat a top 25 team	vs. No. 25 Virginia Tech (09/29/12)
Beat a top 10 team	No. 7 Rutgers, 30-11 (11/18/06)
Beat a ranked opponent at home	No. 21 USF, 34-17 (10/15/09)
Beat a ranked opponent on the road	at No. 14 Pittsburgh, 45-44 (12/05/09)
Beat a ranked opponent at a neutral site	vs. No. 25 vs. Virginia Tech (FedEx Field/09/29/12)
Beat back-to-back ranked opponents	10/30/08-11/08/08 #24 USF & @ #20 West Virginia
Lost to a ranked opponent at home	No. 16 Louisville, 31-24 (OT) (12/05/13)
Lost to a ranked opponent on the road	at No. 18 Houston, 33-30 (11/07/15)
Lost to an unranked opponent at home	Temple (09/12/15 - Nippert Stadium)
Lost to an unranked opponent on the road	at BYU, 38-24 (10/16/15)

SPECIAL SITUATIONS

Scored on the first play from scrimmage	McKay 80-yard pass from Kiel vs. Memphis (10/4/14)
Had a game-winning field goal	Andrew Gantz, 42 yards at East Carolina (11/28/15)
UC shutout its opponent	at UConn (11/22/14, W, 41-0)
UC was shutout	vs. No. 16 West Virginia (11/09/05, L 38-0)

RETURNS/SPECIAL TEAMS/DEFENSE

Returned a KO for a TD	Ralph David Abernathy IV, 90 yards (12/31/11 vs. Vanderbilt)
Returned a Punt for a TD	Mardy Gilyard, 53 yards (9/12/09 vs. SEMO)
Returned an INT for a TD	Adrian Witty, 41 yards, vs. Purdue (08/31/13)
Returned 2 INTs for TDs	2 vs. Akron (D. Battle-30 yards and C. Cheatham-53 yards) (9/17/11)
Recovered a fumble in endzone for a TD	Eric Wilson (muffed punt in end zone) at Tulane (10/31/14)
Executed a successful onside kick	Kick by Milano/Recovered by Morrison at Rutgers (11/16/13)
Returned a fumble for a TD	Terrell Hartsfield, 20 yards vs. East Carolina (11/13/14)
Blocked a FG	Jordan Stepp vs. Rutgers (11/17/12 - 22-yard third quarter attempt)
Blocked a punt	Connor Barwin at Connecticut (10/25/08)



# 2015 UNIVERSITY OF CINCINNATI FOOTBALL

## CINCINNATI RECORD

	2015	2014	2013	2012	2011	2010	2009	2008	2007	Since 2007
Overall	7-5	9-4	9-4	10-3	10-3	4-8	12-1	11-3	10-3	82-34
When playing at home	5-1	5-1	5-1	6-1	5-1	3-4	6-0	6-0	4-2	45-11
When playing on road	2-4	4-2	4-2	2-2	4-2	1-4	6-0	5-2	5-1	33-19
At Neutral Sites	0-0	0-1	0-1	2-0	1-0	0-0	0-1	0-1	1-0	4-4
When playing on natural grass	1-2	2-1	1-2	4-0	2-1	0-3	2-0	0-3	3-1	15-13
When playing on artificial turf	6-3	7-3	8-2	6-3	8-2	4-5	10-1	11-0	7-2	67-21
When playing during the day	4-1	3-2	6-2	4-1	7-3	1-4	8-0	3-2	4-1	40-16
When playing at night	3-4	6-2	3-2	6-2	3-0	3-4	4-1	8-1	6-2	42-18
When scoring first	3-2	7-3	7-0	8-1	6-2	3-3	9-0	10-2	6-2	59-15
When opponent scores first	4-3	2-1	2-4	2-2	4-1	1-5	3-1	1-1	4-1	23-18
When leading after first quarter	6-1	6-0	3-0	8-1	5-0	3-2	8-0	9-1	8-2	56-7
When trailing after first quarter	1-4	1-3	3-4	2-2	3-1	0-5	2-1	1-1	1-0	14-21
When tied after first quarter	0-0	2-1	3-0	0-0	2-2	1-1	2-0	1-1	1-1	12-6
When leading at halftime	6-2	9-0	8-0	8-1	7-0	3-0	10-0	9-1	9-1	69-5
When trailing at halftime	1-2	0-4	0-4	2-2	2-3	1-7	1-1	2-2	1-1	10-26
When tied at halftime	0-1	0-0	1-0	0-0	1-0	0-1	1-0	0-0	0-1	3-3
When leading after three quarters	6-2	9-0	8-1	10-1	6-0	4-0	11-0	10-0	10-0	74-4
When trailing after three quarters	0-3	0-4	0-3	0-2	2-2	0-8	1-1	1-3	0-2	4-29
When tied after three quarters	1-0	0-0	1-0	0-0	2-1	0-0	0-0	0-0	0-1	4-2
In overtime	0-0	0-0	0-1	0-1	0-0	0-0	0-0	1-0	0-0	1-2
When Cincinnati has more rushing yards	7-0	5-0	9-0	9-2	9-2	3-1	8-0	8-0	8-1	65-6
When opponent has more rushing yards	0-5	4-4	0-4	1-1	1-1	1-6	4-1	3-3	2-2	16-27
When Cincinnati rushes for 200 or more yards	5-0	4-0	3-0	7-1	3-0	3-0	3-0	2-0	3-0	34-1
When Cincinnati rushes for 150 or more yards	7-0	6-0	6-1	8-2	6-2	4-2	4-0	2-0	4-0	47-7
When Cincinnati holds opponent to 100 rushing yards or less	2-0	4-0	7-0	3-0	5-1	3-3	3-0	6-0	8-1	41-5
When Cincinnati holds opponent to 150 rushing yards or less	4-0	5-0	8-1	6-1	8-2	3-4	4-0	7-0	8-1	53-9
When Cincinnati has more passing yards	5-4	6-3	8-3	4-2	1-0	1-4	11-0	8-2	5-2	48-20
When opponent has more passing yards	2-1	2-1	1-1	5-1	9-3	3-5	1-1	3-1	5-1	31-15
When Cincinnati passes for 300 or more yards	4-3	4-3	5-2	2-0	1-0	1-3	7-0	3-0	3-2	30-13
When Cincinnati passes for 200 or more yards	7-4	7-4	8-3	8-2	6-2	3-4	5-0	4-2	10-2	58-22
When Cincinnati holds opponent to 150 passing yards or less	3-1	1-1	3-1	1-1	1-0	0-1	2-0	2-0	1-1	14-6
When Cincinnati holds opponent to 100 passing yards or less	0-1	1-0	2-0	0-0	1-0	0-0	0-0	1-0	1-0	6-1
When Cincinnati has more total yards	7-3	7-1	9-2	7-1	7-0	4-4	10-0	10-0	7-1	68-12
When opponent has more total yards	0-2	2-3	0-2	3-2	3-2	0-4	2-1	1-3	3-2	14-21
When Cincinnati has more first downs	7-2	6-2	9-1	5-1	7-0	4-3	7-0	6-1	7-1	58-11
When opponent has more first downs	0-1	1-2	0-3	5-2	3-3	0-5	5-1	3-2	3-2	20-21
When first downs are equal	0-2	2-0	0-0	0-0	0-0	0-0	0-0	2-0	0-0	4-2
When Cincinnati forces more turnovers	1-1	7-1	4-0	8-0	6-1	1-0	8-0	2-0	8-0	45-3
In games decided by three points or less	1-1	0-0	1-0	1-1	2-1	0-1	3-0	3-0	1-0	12-4
In games decided by seven points or less	2-2	2-0	2-2	1-3	3-1	0-1	0-0	5-0	2-3	17-12
In black jerseys	4-0	3-2	2-2	6-3	5-0	3-2	3-0	6-1	5-2	37-12
In white jerseys	2-5	5-2	4-2	4-0	5-2	1-4	7-1	4-2	5-1	37-18
In red jerseys	1-0	1-0	3-0	1-0	0-1	0-2	2-0	1-0	0-0	9-3

## 2015 UNIVERSITY OF CINCINNATI FOOTBALL

## BOWL HISTORY

1946	<b>Bowl</b> <b>Sun</b>	<b>Opponent</b> <b>Virginia Tech</b>	<b>W/L</b> <b>W</b>	<b>Score</b> <b>18-6</b>	<b>UC Coach</b> <b>Ray Nolting</b>	<b>Date</b> <b>01/01/47</b>	<b>Site</b> <b>El Paso, Texas (Kidd Field)</b>
<i>The Bearcats first-ever bowl game, earning an 18-6 victory over Virginia Tech in the 12th annual Sun Bowl ... Both teams struggled offensively in the first half, due largely in part to the three inches of snow that fell in El Paso the day before the game ... Game is still the coldest Sun Bowl on record ... UC outrushed the Gobblers, 369 to 34</i>							
1949	<b>Glass</b>	<b>Toledo</b>	<b>W</b>	<b>33-13</b>	<b>Sid Gillman</b>	<b>12/03/49</b>	<b>Toledo, Ohio (Glass Bowl)</b>
<i>UC's second bowl game was the fifth annual Glass Bowl, played in Toledo, Ohio ... The Bearcats were on the board first with a safety by Jack Tracy ... UC's Bob Stratton had a pair of TDs on runs of 10- and 29 yards ... UC tallied 258 return yards to Toledo's 97.</i>							
1950	<b>Sun</b>	<b>West Texas A&amp;M</b>	<b>L</b>	<b>14-13</b>	<b>Sid Gillman</b>	<b>01/01/51</b>	<b>El Paso, Texas (Kidd Field)</b>
<i>West Texas A&amp;M used a trick play on a fake punt to score the game-winning touchdown ... Faced with a fourth and long, punter Frank Wise moved under center, took the snap and lateraled to the right to quarterback Gene Mayfield ... Mayfield completed a pass to Cross at the UC 40 and Cross broke several tackles to finish the 62-yard touchdown pass.</i>							
1997	<b>Humanitarian</b>	<b>Utah State</b>	<b>W</b>	<b>35-19</b>	<b>Rick Minter</b>	<b>12/29/97</b>	<b>Boise, Idaho (Bronco Stadium)</b>
<i>UC's appearance snapped a 47-year bowl drought ... Chad Plummer was voted the game's MVP ... He completed 5-of-10 passes for 61 yards and a TD while rushing 15 times for 53 yards and scoring another TD ... The Bearcats held a 265-76 advantage in rushing yards while holding the ball for more than 42 minutes.</i>							
2000	<b>Motor City</b>	<b>Marshall</b>	<b>L</b>	<b>25-14</b>	<b>Rick Minter</b>	<b>12/27/00</b>	<b>Pontiac, Mich. (Silverdome)</b>
<i>Byron Leftwich threw for one TD and rushed for another to help Marshall rally for 16 second-half points to defeat Cincinnati, 25-14 ... UC used a pair of DeMarco McCleskey touchdown runs to build a 14-9 halftime lead ... The Cincinnati offense, which ran up 181 yards of total offense in the first half, struggled after intermission, failing to score on any of its six possessions.</i>							
2001	<b>Motor City</b>	<b>Toledo</b>	<b>L</b>	<b>23-16</b>	<b>Rick Minter</b>	<b>12/29/01</b>	<b>Pontiac, Mich. (Silverdome)</b>
<i>Chester Taylor rushed for a bowl-record 190 yards, including a game-winning 24-yard touchdown with 3:23 left to lead Toledo to a 23-16 win over Cincinnati ... UT held UC to just 13 yards on the ground ... Gino Guidugli was 29-for-46 for 283 yards and a touchdown ... Tye Keith caught a bowl-record nine passes for 63 yards.</i>							
2002	<b>New Orleans</b>	<b>North Texas</b>	<b>L</b>	<b>24-19</b>	<b>Rick Minter</b>	<b>12/17/02</b>	<b>New Orleans, La. (Louisiana Superdome)</b>
<i>Kevin Galbreath rushed for 130 yards and a touchdown to earn MVP honors as North Texas defeated Cincinnati, 24-19 ... DeMarco McCleskey rushed 23 times for 85 yards to set the UC season rushing record with 1,361 yards ... Jon Olinger's four catches for 107 yards raised his season total to 1,114 yards, breaking Jim O'Brien's 34-year old record of 1,107 receiving yards.</i>							
2004	<b>Fort Worth</b>	<b>Marshall</b>	<b>W</b>	<b>32-14</b>	<b>Mark Dantonio</b>	<b>12/23/04</b>	<b>Fort Worth, Texas (Amon G. Carter Stadium)</b>
<i>LB Tyjuan Hagler blocked a punt one minute into the game, which was returned by Antwan Giddens for a touchdown ... Hagler forced a fumble to set up one of three Kevin Lovell field goals, recorded a sack and had a team-high seven tackles to earn a spot on Football News' all-bowl team.</i>							
2006	<b>International</b>	<b>Western Michigan</b>	<b>W</b>	<b>27-24</b>	<b>Brian Kelly</b>	<b>01/06/07</b>	<b>Toronto, Canada (Rogers Centre)</b>
<i>UC's defense and steady special teams play--trademarks of the 2006 season--lifted UC to a 27-24 win in the inaugural International Bowl ... Kevin Lovell's 33-yard field goal with 6:11 remaining in the contest provided the winning points for UC ... Dominick Goodman had seven receptions for a 109 yards and two TDs, earning Most Outstanding Player honors.</i>							
2007	<b>PapaJohns.com</b>	<b>Southern Miss</b>	<b>W</b>	<b>31-21</b>	<b>Brian Kelly</b>	<b>12/22/07</b>	<b>Birmingham, Ala. (Legion Field)</b>
<i>Ben Mauk passed for 334 yards and four touchdowns, earning MVP honors, becoming only the third UC signal called to pass for 3,000 yards in a season ... DeAngelo Smith intercepted three passes ... UC secured its second 10-win season and first since 1951, while virtually assuring a spot in the final rankings for the first time.</i>							
2008	<b>Orange</b>	<b>Virginia Tech</b>	<b>L</b>	<b>20-7</b>	<b>Brian Kelly</b>	<b>01/01/09</b>	<b>Miami Gardens, Fla. (Dolphin Stadium)</b>
<i>The game marked UC's first appearance in a Bowl Championship Series game ... Darren Evans, the game's MVP, had 28 carries for 153 yards and a touchdown ... Virginia Tech's defense came up with four interceptions ... UC's Mardy Gilyard had 255 all-purpose yards and a touchdown ... The Bearcats' six-game winning streak was snapped.</i>							
2009	<b>Sugar</b>	<b>Florida</b>	<b>L</b>	<b>51-24</b>	<b>Jeff Quinn</b>	<b>01/01/10</b>	<b>New Orleans, La. (Louisiana Superdome)</b>
<i>Tim Tebow threw for a career-high 482 yards and three TDs and ran for 51 yards and another TD ... Tebow's 533 yards of total offense were the most in BCS history ... Jeff Quinn served as the Bearcats interim head coach after Brian Kelly departed for Notre Dame earlier in the month ... The loss ended UC's perfect season ... Gators' head coach Urban Meyer is a UC alum.</i>							
2011	<b>Liberty</b>	<b>Vanderbilt</b>	<b>W</b>	<b>31-24</b>	<b>Butch Jones</b>	<b>12/31/11</b>	<b>Memphis, Tenn. (Liberty Bowl Memorial Stadium)</b>
<i>Isaiah Pead ran for 149 yards and a touchdown, and Ralph David Abernathy IV's 90-yard kickoff return early in the fourth quarter put Cincinnati ahead to stay as the Bearcats edged Vanderbilt 31-24 ... Zach Collaros completed one of the more remarkable comebacks in college football, starting under center 47 days following surgery to correct a broken right ankle on Nov. 14. Collaros threw a touchdown pass and was 12 of 29 for 80 yards passing, moving around well.</i>							
2012	<b>Belk</b>	<b>Duke</b>	<b>W</b>	<b>48-34</b>	<b>Steve Stripling</b>	<b>12/27/12</b>	<b>Charlotte, N.C. (Bank of America Stadium)</b>
<i>Brendon Kay threw an 83-yard touchdown pass to tight end Travis Kelce with 44 seconds to go, lifting the Bearcats to an improbable 48-34 win over the Blue Devils ... Kay set a Belk Bowl record with four TD passes and was named the game's MVP ... Nick Temple capped the wild finish with a 55-yard interception return with 14 seconds left.</i>							
2013	<b>Belk</b>	<b>North Carolina</b>	<b>L</b>	<b>39-17</b>	<b>Tommy Tuberville</b>	<b>12/28/13</b>	<b>Charlotte, N.C. (Bank of America Stadium)</b>
<i>Cincinnati was looking to become the Belk Bowl's first back-to-back champion, but the North Carolina snatched an early 16-0 first quarter lead en route to a 39-17 win ... An injury plagued Bearcats' squad struggled to kick start the offense as last year's bowl MVP Brendon Kay was limited to just 181 passing yards and no touchdowns ... With a pair of all-conference lineman sidelined for the game, Kay was unable to settle into the pocket and was sacked a season-high five times.</i>							
2014	<b>Military</b>	<b>Virginia Tech</b>	<b>L</b>	<b>33-17</b>	<b>Tommy Tuberville</b>	<b>12/27/14</b>	<b>Annapolis, Md. (Navy-Marine Corps Memorial Stadium)</b>
<i>QB Gunner Kiel threw for 233 yards and a TD in the first half, but was injured midway through the third quarter on a sack fumble for a Hokies TD ... Turnovers and untimely penalties stalled UC's high-octane offense and put the Bearcats in a hole they couldn't climb out of ... Walk-on QB Michael Colosimo relived Kiel and had a 43-yard TD pass to Chris Moore in the fourth quarter ... Moore had a pair of TD receptions and broke the 100-yard plateau while Jeff Luc and Zach Edwards led the defense with 13 and 11 tackles, respectively.</i>							

## BOWL RECORDS

## SCORING

## Points

12	Bob Stratton .....	1949
12	Gene Gibson .....	1949
12	Cornelius Bonner .....	1997
12	DeMarco McCleskey .....	2000
12	Kevin Lovell .....	2004
12	Dominick Goodman (PJB) .....	2007
12	Dominick Goodman (INT) .....	2007

## Touchdowns

2	Bob Stratton .....	1949
2	Gene Gibson .....	1949
2	Cornelius Bonner .....	1997
2	DeMarco McCleskey .....	2000
2	Dominick Goodman (PJB) .....	2007
2	Dominick Goodman (INT) .....	2007

## Points (Career)

24	Dominick Goodman .....	2005-09
----	------------------------	---------

## TDs (Career)

4	Dominick Goodman .....	2005-09
---	------------------------	---------

## Kick Points

12	Tony Miliano .....	2012
12	Kevin Lovell .....	2004

## Kick Points (Career)

21	Kevin Lovell .....	2004-07
----	--------------------	---------

## Extra Points Made

6	Tony Miliano .....	2012
---	--------------------	------

## Extra Points Att.

6	Tony Miliano .....	2012
---	--------------------	------

## Field Goals Made

3	Jonathan Ruffin .....	2001
3	Kevin Lovell .....	2004

## Field Goals Attempted

3	Jonathan Ruffin .....	2001
3	Kevin Lovell .....	2004
3	Tony Miliano .....	2011

## Field Goals Made (Career)

5	Jonathan Ruffin .....	2000-02
5	Kevin Lovell .....	2004-07

## Field Goals Attempted (Career)

5	Jonathan Ruffin .....	2000-02
5	Kevin Lovell .....	2004-07
5	Tony Miliano .....	2011-12

## RUSHING

## Rushing Attempts

28	Isaiah Pead .....	2011
----	-------------------	------

## Rushing Yards

149	Isaiah Pead .....	2011
-----	-------------------	------

## Rushing Touchdowns


2	Bob Stratton .....	1949
2	DeMarco McCleskey .....	2000

## Longest Rush

69	George Winn .....	2011
----	-------------------	------

## Rushing Attempts (Career)

54	DeMarco McCleskey .....	2000-02
----	-------------------------	---------



## Rushing Yards (Career)

207	Isaiah Pead .....	2011
-----	-------------------	------

## Rushing Touchdowns (Career)

3	Bob Stratton .....	1949-51
---	--------------------	---------

## PASSING

## Passing Attempts

52	Ben Mauk (PJB) .....	2007
----	----------------------	------

## Passing Completions

30	Ben Mauk (PJB) .....	2007
----	----------------------	------

## Passing Yards

334	Ben Mauk (PJB) .....	2007
-----	----------------------	------

## Passing Touchdowns

4	Ben Mauk (PJB) .....	2007
4	Brendon Kay .....	2012

## Passing Interceptions

5	Gino Guidugli .....	2002
---	---------------------	------

## Longest Pass

83	Brendon Kay to Travis Kelce .....	2012
----	-----------------------------------	------

## Passing Attempts (Career)

116	Gino Guidugli .....	2001-02-04
-----	---------------------	------------

## Passing Completions (Career)

72	Gino Guidugli .....	2001-02-04
----	---------------------	------------

## Passing Yards (Career)

738	Gino Guidugli .....	2001-02-04
-----	---------------------	------------

## TOTAL OFFENSE

## Most Plays

64	Ben Mauk .....	2007
----	----------------	------

## Most Yards

375	Ben Mauk .....	2007
-----	----------------	------

## Plays (Career)

124	Gino Guidugli .....	2001-02-04
-----	---------------------	------------

## Yards (Career)

728	Gino Guidugli .....	2001-02-04
-----	---------------------	------------

## RECEIVING

## Receptions

9	Tye Keith .....	2001
9	Hannibal Thomas .....	2004

## Receiving Yards

158	Mardy Gilyard .....	2009
-----	---------------------	------

## Receiving Touchdowns

2	Cornelius Bonner .....	1997
2	Dominick Goodman (PJB) .....	2007
2	Dominick Goodman (INT) .....	2007

## Receptions (Career)

20	Dominick Goodman .....	2005-09
----	------------------------	---------

## Receiving Yards (Career)

255	Dominick Goodman .....	2005-09
-----	------------------------	---------

## ALL-PURPOSE YARDS

## Most All-Purpose Yards (Career)

572	Mardy Gilyard .....	2007-10
-----	---------------------	---------

## Most All-Purpose Yards

255	Mardy Gilyard .....	2009
(158 receiving, 97 kickoff return)		

**PUNT RETURNS***Most Returns*

4 Tinker Keck ..... 1997

*Punt Return Yards*

147 Gene Gibson ..... 1949

*Punt Return Best Average (minimum 3 returns)*

49.0 Gene Gibson ..... 1949

**KICKOFF RETURNS***Most Returns*

8 Mardy Gilyard ..... 2010

*Return Yards*

207 Mardy Gilyard ..... 2010

*Kickoff Returns Best Average*

25.9 Mardy Gilyard ..... 2010

*Longest Kickoff Return*

90 Ralph David Abernathy IV (90 Yds)..... 2011

*Kickoff Return For A Touchdown*

1 Ralph David Abernathy IV (90 Yds)..... 2011

**PUNTING***Punts*

7 Adam Wulfec ..... 2001

7 Pat O'Donnell ..... 2011

*Punting Yards*

344 Adam Wulfec ..... 2001

*Punting Average*

50.5 Kevin Huber ..... 2007

*Long Punt*

61 Pat O'Donnell ..... 2011

*Most Punts (Career)*

12 Adam Wulfec ..... 2000-01

*Most Punting Yards (Career)*

493 Adam Wulfec ..... 2000-01

*Punting Average (Career)*

41.1 Adam Wulfec ..... 2000-01

**DEFENSE***Total Tackles*

15 Greg Blair ..... 2012

*Solo Tackles*

10 Terrill Byrd ..... 2009

*Assisted Tackles*

9 Doug Monaghan ..... 2001

9 Jason Hunt ..... 2001

9 Greg Blair ..... 2012

*Tackles For Loss*

4 Terrill Byrd ..... 2009

*Tackles For Loss Yardage*

20 Derrick Ransom ..... 1997

*Quarterback Sacks*

2 Alex Daniels ..... 2010



2 Terrill Byrd ..... 2007 (PJB)

*Quarterback Sack Yardage*

13 Derrick Ransom ..... 1997

*Interceptions*

3 DeAngelo Smith ..... 2007 (PJB)

*Interception Return Yards*

88 Gene Gibson ..... 1949

*Longest Interception Return*

80 Gene Gibson ..... 1949

*Interception Touchdowns*

1 Nick Temple

1 Gene Gibson ..... 1949

1 John Bowie ..... 2007 (INT)

*Passes Defended*

6 Brad Jackson ..... 1997

*Fumble Recoveries*

1 eight times

*Fumbles Forced*

2 Franklin Callicott ..... 2002

**TEAM RECORDS***Total Offense*

Most Plays ..... 90 in 1997

Most Yards ..... 554 in 2012

Fewest Plays ..... 53 in 2012

Fewest Yards ..... 276 in 1951

First Downs, Total ..... 24 in 2000 and 2004

First Downs, Rushing ..... 13 in 2011

First Downs, Passing ..... 16 in 2007 (PJB)

First Downs, Penalty ..... 4 in 2000

*Rushing*

Most Attempts ..... 65 in 1997

Most Yards ..... 369 in 1947

Most Touchdowns ..... 3 in 1947 &amp; 1997

Fewest Attempts ..... 20 in 2001

Fewest Yards ..... 13 in 2001

Fewest Touchdowns ..... 0 in 2001, 2002, 2007, 2009

*Passing*

Most Attempts ..... 52 in 2007 (PJB)

Most Completions ..... 30 in 2007 (PJB)

Most Yards ..... 334 in 2007 (PJB)

Most Touchdowns ..... 4 in 2007 (PJB); 4 in 2012

Most Interceptions ..... 5 in 2002

Fewest Attempts ..... 18 in 1947

Fewest Completions ..... 5 in 1947

Fewest Yards ..... 80 in 2011

Fewest Interceptions ..... 0 in 1997, 2000, 2010 &amp; 2012

*Miscellaneous*

Most Points ..... 48 in 2012

Least Points ..... 7 in 2009

Touchdowns ..... 5 in 1949, 1997 &amp; 2012

Most Fumbles ..... 4 in 1949

Most Fumbles Lost ..... 4 in 1949

Most Penalties ..... 11 in 2000

Most Penalty Yards ..... 100 in 1947

Most Interceptions ..... 3 (four times, last in 2007) (PJB)

Most Int. Return Yards ..... 89 in 1949

Time of Possession ..... 42:17 in 1997

Third Down Conv. .... 636 (14-of-22) in 1997

Fourth Down Conv. .... 667 (2-of-3) in 2004

Bowl Attendance ..... 73,602 in 2009

PJB - Papajohn's.com Bowl; INT - International Bowl.