

2019-20 SCHEDULE/RESULTS

DAY/DATE	OPPONENT	TV	TIME/RESULT
Thurs./Oct. 31	Thomas More (Exhibition)	Bearcats TV	W, 79-36
Wed./Nov. 6	at Ohio State	FS1	8:30 p.m.
Mon./Nov. 11	Drake	ESPN3	7 p.m.
Thurs./Nov. 14	Alabama A&M	ESPN3	7 p.m.

PARADISE JAM (ST. THOMAS, U.S. VIRGIN ISLANDS)

Fri./Nov. 22	vs. Illinois State-1	FloHoops	5:45 p.m.
Sat. or Sun./ Nov. 23 or 24	vs. Bowling Green -or- Western Kentucky-1	FloHoops	5 p.m. or 7:30 p.m.
Mon./Nov. 25	vs. Valparaiso/Grand Canyon Fordham/Nevada-1	FloHoops	TBA

Sat./Nov. 30	UNLV	ESPN3	7 p.m.
Tues./Dec. 3	Vermont	CBS Sports Network	7 p.m.
Sat./Dec. 7	at Xavier-2	FS1	5 p.m.
Sat./Dec. 14	Colgate	ESPN3	7 p.m.
Wed./Dec. 18	Tennessee	ESPN2	7 p.m.

CHICAGO LEGENDS (CHICAGO, ILL.)

Sat./Dec. 21	vs. Iowa-3	Big Ten Network	9 p.m.
--------------	------------	-----------------	--------

Wed./Jan. 1	UConn •	CBS Sports Network	7 p.m.
Sat./Jan. 4	at Tulane •	CBS Sports Network	4 p.m.
Wed./Jan. 8	Tulsa •	ESPN2/ESPNU	7 p.m.
Sat./Jan. 11	at UCF •	ESPN2	Noon
Thurs./Jan. 16	at Memphis •	ESPN	7 p.m.
Sun./Jan. 19	ECU •	ESPNU	6 p.m.
Wed./Jan. 22	at Temple •	ESPNNews	7 p.m.
Tues./Jan. 28	SMU •	ESPNNews	7 p.m.
Sat./Feb. 1	Houston •	ESPN2	6 p.m.
Thurs./Feb. 6	at Wichita State •	ESPN/ESPN2	7 p.m.
Sun./Feb. 9	at UConn •	CBS Sports Network	Noon
Thurs./Feb. 13	Memphis •	ESPN/ESPN2	7 p.m.
Sun./Feb. 16	at ECU •	CBS Sports Network	Noon
Wed./Feb. 19	UCF •	ESPN2/ESPNU	7 p.m.
Sun./Feb. 23	Wichita State •	ESPN	1 p.m.
Sun./Mar. 1	at Houston •	ESPN	1 p.m.
Tues./Mar. 3	at USF •	ESPNU	7 p.m.
Sat./Mar. 7	Temple •	CBS Sports Network	8 p.m.

AMERICAN CHAMPIONSHIP (FORT WORTH, TEXAS)

Thurs.-Sun./ Mar. 12-15	TBA-4	ESPN Networks	TBA
----------------------------	-------	---------------	-----

NCAA CHAMPIONSHIP

Tues.-Wed./ Mar. 17-18	First Four-5	Turner	TBA
Thurs.-Sun./ Mar. 19-22	First & Second Rounds-6	CBS/Turner	TBA
Thurs.-Sun./ Mar. 26-29	Regional Semifinals & Finals-7	CBS/Turner	TBA
Sat.-Mon./ Apr. 4-6	Final Four & Championship-8	CBS/Turner	TBA

Notes: All times listed are Eastern and subject to change. Home games are in **boldface**.

(•) - Denotes American Athletic Conference game.

Key: 1-Paradise Jam (University of the Virgin Islands' Sports and Fitness Center);

2-Skyline Chili Crosstown Shootout (Cintas Center);

3-Chicago Legends (United Center);

4-American Championship (Dickies Arena);

5-NCAA Championship First Four site: Dayton, Ohio (University of Dayton Arena);

6-NCAA Championship First and Second Round sites: Albany, N.Y. (Times Union Center);

Spokane, Wash. (Spokane Veterans Memorial Arena); St. Louis, Mo. (Enterprise Center);

Tampa, Fla. (Amalie Arena); Greensboro, N.C. (Greensboro Coliseum); Omaha, Neb.

(CenturyLink Center Omaha); Sacramento, Calif. (Golden 1 Center); Cleveland (Quicken

Loans Arena);

7-NCAA Championship Regional sites: Indianapolis (Lucas Oil Stadium); Los Angeles,

Calif. (STAPLES Center); Houston (Toyota Center);

8-NCAA Championship Final Four site: Atlanta (Mercedes-Benz Superdome).



2 NATIONAL TITLES // 6 FINAL FOURS // 8 ELITE EIGHTS // 10 SWEET SIXTEENS

33 NCAA TOURNAMENTS // 40 CONFERENCE CHAMPIONSHIPS

RV/-- CINCINNATI (0-0) AT ^{18/16} OHIO STATE (0-0)

WEDNESDAY, NOV. 6 // 8:30 P.M. ET // VALUE CITY ARENA // COLUMBUS, OHIO

GAME AT A GLANCE

SERIES INFO: Ohio State leads 7-4 overall; Ohio State leads 3-2 in Columbus and 2-0 in Cincinnati;

Series is tied 2-2 at neutral sites

LAST MEETING: Ohio State won 64-56 on Nov. 7, 2018 at Fifth Third Arena

STREAK: Ohio State - Won last 3

COACHES: John Brannen is in his first season at Cincinnati (0-0); Sixth season overall (82-52)

Chris Holtmann is in his third season at Ohio State (45-24); Ninth season overall (159-109)

AP/USA TODAY RANKINGS (PRESEASON): Cincinnati (RV/--); Ohio State (18/16)

RADIO: 700 WLW; Dan Hoard provides play-by-play with color analyst Terry Nelson

TV: FS1; Tim Brando provides play-by-play with color analyst Jim Jackson

JOIN THE CONVERSATION (TWITTER, FACEBOOK & INSTAGRAM): @GoBearcatsMBB or GoBearcatsMBB

CINCINNATI PROBABLE STARTERS

NO.	NAME	POS.	HT.	WT.	CL.-EXP.	HOMETOWN	GP-GS	PPG	RPG	APG	MIN
0	Chris McNeal	G	6-1	190	Gr.-TR	Jackson, Tenn.	34-19	9.5	1.8	2.7	24.5
34	Jarron Cumberland	G	6-5	210	Sr.-3L	Wilmington, Ohio	35-35	18.8	4.4	3.6	32.5
2	Keith Williams	G	6-5	215	Jr.-2L	Brooklyn, N.Y.	35-32	9.9	3.2	1.1	25.9
13	Trevon Scott	F	6-8	225	R-Sr.-3L	Townsend, Ga.	35-35	9.3	6.9	1.5	30.6
33	Chris Vogt	C	7-1	260	Jr.-TR	Mayfield, Ky.	35-2	4.5	3.7	1.2	12.8

OFF THE BENCH

1	Jeremiah Davenport	G	6-7	205	Fr.-HS	Cincinnati, Ohio	-	16.5	7.4	2.1*	-
3	Mika Adams-Woods	G	6-3	185	Fr.-HS	Syracuse, N.Y.	-	19.0	6.2	4.5	-
5	Trevor Moore	G	6-5	190	Jr.-2L	Houston, Texas	34-0	2.3	1.4	0.5	11.8
20	Mamoudou Diarra	F	6-9	220	R-So.-1L	Bamako, Mali	20-0	2.3	1.9	0.4^	6.9
21	Jaevin Cumberland	G	6-3	185	Gr.-TR	Wilmington, Ohio	33-33	17.2	2.9	3.5	37.1
23	Zach Harvey	G	6-5	195	Fr.-HS	Topeka, Kan.	-	16.5	4.8	4.9	-
24	Prince Toyambi	F	6-7	225	R-Fr. HS	Kinshasa, Congo	-	17.4	9.7	1.3*	-
31	Sam Martin	G	5-10	170	Jr.-2L	Cincinnati, Ohio	6-0	0.8	0.0	0.5	2.2
32	John Koz	G	6-1	200	Sr.-3L	Cleveland, Ohio	5-0	0.4	0.4	0.0	1.8
35	Jaume "Jay" Sorolla	C	7-0	260	Gr.-TR	Barcelona, Spain	27-7	4.1	3.1	1.2	17.5
44	Adam Cook	F	6-6	180	Jr.-HS	Marysville, Ohio	-	-	-	-	-
45	Rob Banks	F	6-5	200	Fr.-HS	Bracknell, England	-	13.5	6.0	-	-

Starters listed based on last game; Newcomers' statistics are from last season played.

^ - Blocks; * - Steals

CINCINNATI STORYLINES

- » Wednesday tips off the 119th season of Cincinnati basketball and marks the earliest season opener in program history.
- » The game also opens the **John Brannen** coaching era at Cincinnati. Brannen posted an 81-51 record in four seasons at nearby Northern Kentucky, including a 72-30 mark since 2016-17 with three postseason appearances, two NCAA showings and two Horizon League regular-season and tournament championships.
- » Cincinnati was predicted to finish third in the American Athletic Conference (behind Memphis and Houston, who tied for first) according to a preseason polling of league coaches in October.

- » Senior guard **Jarron Cumberland** was tabbed the AAC Preseason Player of the Year by the league's coaches. He also earned selection to the Jerry West Shooting Guard of the Year Watch List.
- » Cincinnati opens a season on the road for the first time since a 69-62 setback at No. 18 Oklahoma State (11/16/2001).
- » Cincinnati's 89 wins since the start of 2016-17 are tied for the third most in the nation behind only Gonzaga (102) and Villanova (94) entering the season.
- » The Bearcats are one of six schools to make the NCAA Tournament each of the last nine years.

2019-20 CINCINNATI NUMERICAL ROSTER

NO.	NAME	POS.	HT.	WT.	CLASS-EXP.	HOMETOWN/HIGH SCHOOL/LAST SCHOOL
0	Chris McNeal	G	6-1	190	Gr.-TR	Jackson, Tenn./South Side HS/Tennessee Tech
1	Jeremiah Davenport	G	6-7	205	Fr.-HS	Cincinnati, Ohio/Moeller HS/Hargrave Military Academy
2	Keith Williams	G	6-5	215	Jr.-2L	Brooklyn, N.Y./Bishop Loughlin Memorial
3	Mika Adams-Woods	G	6-3	185	Fr.-HS	Syracuse, N.Y./Bishop Ludden HS/New Hampton School (N.H.)
5	Trevor Moore	G	6-5	190	Jr.-2L	Houston, Texas/Phillis Wheatley HS/South Kent Prep (Conn.)
13	Trevon Scott	F	6-8	225	R-Sr.-3L	Townsend, Ga./McIntosh County Academy
20	Mamoudou Diarra	F	6-9	220	R-Sr.-1L	Bamako, Mali/22 Feet Academy (S.C.)
21	Jaevin Cumberland	G	6-3	185	Gr.-TR	Wilmington, Ohio/Wilmington HS/Oakland
23	Zach Harvey	G	6-5	195	Fr.-HS	Topeka, Kan./Hayden HS/Prolific Prep Academy (Calif.)
24	Prince Toyambi	F	6-7	225	R-Fr. HS	Kinshasa, Congo/Fresno HS (Calif.)
31	Sam Martin #	G	5-10	170	Jr.-2L	Cincinnati, Ohio/Summit Country Day
32	John Koz #	G	6-1	200	Sr.-3L	Cleveland, Ohio/Bay HS
33	Chris Vogt	C	7-1	260	Jr.-TR	Mayfield, Ky./Graves County HS/Northern Kentucky
34	Jarron Cumberland	G	6-5	210	Sr.-3L	Wilmington, Ohio/Wilmington HS
35	Jaume "Jay" Sorolla	C	7-0	260	Gr.-TR	Barcelona, Spain/Sunrise Christian Academy (Kansas)/Valparaiso
44	Adam Cook #	F	6-6	180	Jr.-HS	Marysville, Ohio/Marysville HS
45	Rob Banks #	F	6-5	200	Fr.-HS	Bracknell, England/Gould Academy

2019-20 CINCINNATI ALPHABETICAL ROSTER

NO.	NAME	POS.	HT.	WT.	CLASS-EXP.	HOMETOWN/HIGH SCHOOL/LAST SCHOOL
3	Mika Adams-Woods	G	6-3	185	Fr.-HS	Syracuse, N.Y./Bishop Ludden HS/New Hampton School (N.H.)
45	Rob Banks #	F	6-5	200	Fr.-HS	Bracknell, England/Gould Academy
44	Adam Cook #	F	6-6	180	Jr.-HS	Marysville, Ohio/Marysville HS
21	Jaevin Cumberland	G	6-3	185	Gr.-TR	Wilmington, Ohio/Wilmington HS/Oakland
34	Jarron Cumberland	G	6-5	210	Sr.-3L	Wilmington, Ohio/Wilmington HS
1	Jeremiah Davenport	G	6-7	205	Fr.-HS	Cincinnati, Ohio/Moeller HS/Hargrave Military Academy
20	Mamoudou Diarra	F	6-9	220	R-Sr.-1L	Bamako, Mali/22 Feet Academy (S.C.)
23	Zach Harvey	G	6-5	195	Fr.-HS	Topeka, Kan./Hayden HS/Prolific Prep Academy (Calif.)
32	John Koz #	G	6-1	200	Sr.-3L	Cleveland, Ohio/Bay HS
0	Chris McNeal	G	6-1	190	Gr.-TR	Jackson, Tenn./South Side HS/Tennessee Tech
31	Sam Martin #	G	5-10	170	Jr.-2L	Cincinnati, Ohio/Summit Country Day
5	Trevor Moore	G	6-5	190	Jr.-2L	Houston, Texas/Phillis Wheatley HS/South Kent Prep (Conn.)
13	Trevon Scott	F	6-8	225	R-Sr.-3L	Townsend, Ga./McIntosh County Academy
35	Jaume "Jay" Sorolla	C	7-0	260	Gr.-TR	Barcelona, Spain/Sunrise Christian Academy (Kansas)/Valparaiso
24	Prince Toyambi	F	6-7	225	R-Fr. HS	Kinshasa, Congo/Fresno HS (Calif.)
33	Chris Vogt	C	7-1	260	Jr.-TR	Mayfield, Ky./Graves County HS/Northern Kentucky
2	Keith Williams	G	6-5	215	Jr.-2L	Brooklyn, N.Y./Bishop Loughlin Memorial

- Walk-on

COACHING & SUPPORT STAFF

Head Coach: John Brannen (First season at UC; Sixth season overall)
 Assistant Coaches: Jayson Gee, Sean Dwyer, Tim Morris
 Assistant to the Head Coach/Recruiting Coordinator: Jake Luhn
 Director of Basketball Operations: Craig Heatherly
 Director of Player Personnel: Rodney Crawford

Video Coordinator: George Neilson
 Graduate Assistant: Mike Bueter
 Senior Associate AD/Medical Services: Bob Mangine
 Director of Sports Performance: Mike Rehfeldt

PRONUNCIATION

MIKA Adams-Woods	MY-ka
JARRON Cumberland	JAIR-in
MAMOUDOU DIARRA	MAMA-doo DEE-are-uh
John KOZ	rhymes with nose
JAUME "Jay" Sorolla	JAW-may "Jay" Sorolla
Prince TOYAMBI	toy-YAHM-bee
Chris VOGT	Vote

ROSTER INFORMATION

By State/Country

Democratic Republic of Congo	(1) Prince Toyambi
England	(1) Rob Banks
Georgia	(1) Trevon Scott
Kansas	(1) Zach Harvey
Kentucky	(1) Chris Vogt
Mali	(1) Mamoudou Diarra
New York	(2) Mika Adams-Woods, Keith Williams
Ohio	(6) Adam Cook, Jaevin Cumberland, Jarron Cumberland, Jeremiah Davenport, John Koz, Sam Martin
Spain	(1) Jaume "Jay" Sorolla
Tennessee	(1) Chris McNeal
Texas	(1) Trevor Moore

By Class

True Freshmen	(4) Mike Adams-Woods, Robert Banks, Jeremiah Davenport, Zach Harvey
R-Freshmen	(1) Prince Toyambi
R-Sophomores	(1) Mamoudou Diarra
Juniors	(5) Adam Cook, Sam Martin, Trevor Moore, Chris Vogt, Keith Williams
Seniors	(2) Jarron Cumberland, John Koz
R-Seniors	(1) Trevon Scott
Graduate Transfers	(3) Jaevin Cumberland, Chris McNeal, Jamue "Jay" Sorolla

By Height

7-1	(1) Chris Vogt
7-0	(1) Jaume "Jay" Sorolla
6-9	(1) Mamoudou Diarra
6-8	(1) Trevon Scott
6-7	(2) Jeremiah Davenport, Prince Toyambi
6-6	(1) Adam Cook
6-5	(4) Jarron Cumberland, Zach Harvey, Trevor Moore, Keith Williams
6-4	(1) Robert Banks
6-3	(2) Mika Adams-Woods, Jaevin Cumberland
6-2	(1) David Sanford
6-1	(2) John Koz, Chris McNeal
5-10	(1) Sam Martin

CINCINNATI QUICK FACTS

GENERAL INFORMATION

Location	Cincinnati, OH 45221
Founded	1819
Enrollment	46,388
Nickname	Bearcats
Colors	Red (PMS: 186) and Black
Arena (Capacity)	Fifth Third Arena (12,012)
Affiliation	NCAA Division I
Conference	American Athletic Conference
President	Neville Pinto
Director of Athletics	Mike Bohn
Faculty Representative	Brian Hatch
Department of Athletics Phone	(513) 556-4603
Athletics Ticket Office Phone	(877) CATS-TIX

ATHLETIC COMMUNICATIONS

Asst. AD/Primary Basketball Contact	Andre Foushee
Office/Cell Phone	(513) 556-5182/(859) 797-7871
Email Address	Andre.Foushee@uc.edu
Assoc. Director/Secondary Basketball Contact	Alex Ryan
Office/Cell Phone	513-556-0618/(513) 623-9992
Email Address	Alex.Ryan@uc.edu

BASKETBALL STAFF

Head Coach	John Brannen (Marshall, 1997)
Basketball Office Phone	(513) 556-5847
Assistant Coach	Jayson Gee (Charleston [W.Va.], 1988)
Assistant Coach	Sean Dwyer (Michigan State, 2009)
Assistant Coach	Tim Morris (Stanford, 2008)
Asst. to the Head Coach/Recruiting Coord.	Jake Luhn (UMass Boston, 2002)
Director of Operations	Craig Heatherly (UMass-Lowell, 2010)
Director of Player Personnel	Rodney Crawford (Cincinnati, 2002)
Video Coordinator	George Neilson (Alabama, 2011)
Senior Associate AD/Medical Services	Bob Mangine (Pittsburgh, 1977)
Director of Sports Performance	Mike Rehfeldt (St. Cloud State, 2005)
Graduate Assistant	Mike Bueter (Northern Kentucky, 2018)



HISTORY

First year of basketball/All-time record	1901-02/1,816-1,015 (.641)
NCAA appearances/last	33/2019
All-time record	46-32 (.590)
National Championships	2/1961, 1962
Final Four appearances/last	6/1992
Elite Eight appearances/last	8/1996
Sweet 16 appearances/last	10/2012
Conference Regular-Season Championships/last	28/2018
Conference Tournament Championships/last	12/2019
Postseason NIT appearances/last	10/2010
All-time record	8-10 (.444)

TEAM INFORMATION

2018-19 Record	28-7
American Athletic Conference Record (Finish)	14-4 (2nd)
Starters returning/lost	3/2
Letterwinners returning/lost	7/6
Newcomers	10
Percentage of points returning	58.2 percent (1,460 of 2,510)
Percentage of rebounds returning	76.7 percent (593 of 773)
Percentage of assists returning	52.4 percent (244 of 466)

GAME PREVIEW

- » The University of Cincinnati's men's basketball team tips off the 2019-20 campaign on the road at in-state rival No. 18/16 Ohio State on Wednesday, Nov. 6. Start time is 8:30 p.m.
- » The game will be broadcast by FS1 and 700 WLW.
- » The contest marks the first game of the John Brannen coaching era at Cincinnati. Named the Bearcats head coach on April 14, 2019, Brannen comes to Clifton after leading the Northern Kentucky program the past four seasons. He took the Norse to the postseason three times, the NCAA Tournament twice (2017, 2019) and won the Horizon League regular-season twice (2018, 2019). NKU owned a 72-30 combined record the past three seasons.
- » Wednesday marks the first time Cincinnati has battled Ohio State in Columbus since Dec. 10, 1921, a 33-17 win for the Bearcats.
- » Ohio State leads the series 7-4 all-time following a 64-56 win on Nov. 7, 2018, in the first game played in Cincinnati's Fifth Third Arena following its 20-month, \$87 million renovation. That contest marked the first time the two schools had met on UC's campus since 1920.
- » The 2019-20 Bearcats are led by American Athletic Conference Preseason Player of the Year, senior guard Jarron Cumberland. He earned the league's player of the year award last season, averaging 18.8 points, 4.4 rebounds, 3.6 assists. Cumberland, along with redshirt-senior forward Trevon Scott (9.3 points, 6.9 rebounds) and junior guard Keith Williams (9.9 points, 3.2 rebounds), are the three returning starters from last year's squad that posted a 28-7 overall mark, finished second in the AAC at 14-4, won its second consecutive AAC Tournament and advanced to the NCAA Tournament for the ninth consecutive season.
- » UC was picked to finish third in The American by the league's coaches at media day on Oct. 14. The Bearcats received 94 points and one first-place vote, finishing behind Houston (113 points, seven first-place votes) and Memphis (113 points, four first-place votes), who tied for first.
- » **UP NEXT:** Cincinnati welcomes Drake to Fifth Third Arena for the home opener on Monday, Nov. 11. The game tips at 7 p.m. on FOX Sports Ohio, ESPN3 and 700 WLW.

SCOUTING OHIO STATE

- » Ohio State is led by junior forward Kaleb Wesson (14.6 points, 6.9 rebounds), who tested the NBA waters following last season but opted to return to Columbus. He was unanimously selected to the 2019-20 Preseason All-Big Ten Team by a panel of conference media members in October.
- » His brother, senior forward Andre Wesson, averaged 8.6 points and 4.1 rebounds in 30.0 minutes a year ago.
- » Redshirt-junior point guard CJ Walker is eligible this season after sitting out 2018-19 as a transfer from Florida State where he averaged 8.0 points and 2.4 assists as a starter.
- » Sophomore guard Luther Muhammad averaged 7.6 points and 2.7 rebounds in 28 starts last season.
- » The Buckeyes also welcome highly touted newcomers in point guard D.J. Carton, forward E.J. Liddell and forward Alonzo Gaffney.
- » Ohio State posted a 20-15 overall record last season, tying for eighth in the Big Ten at 8-12. The Buckeyes advanced to the second round of the NCAA Tournament for the second year in a row before losing to AAC member Houston, 74-59.

- » Chris Holtmann enters his third season (45-24) at Ohio State and ninth season overall (159-109). He was named 2018 Big Ten Coach of the Year after leading OSU to a 25-9 overall mark and second-place league finish at 15-3.

SERIES HISTORY

- » Ohio State leads the all-time series with the Bearcats 7-4, including a 3-2 advantage in Columbus and 2-0 lead in Cincinnati. The series is tied 2-2 at neutral sites.
- » Ohio State earned a 64-56 win last season in Cincinnati in the season opener for both teams. It marked the first game played in newly renovated Fifth Third Arena and the first time Ohio State had visited Cincinnati in the regular season since 1920.
- » Wednesday marks the first regular-season meeting in Columbus since 1921, when the Bearcats earned a 33-17 win.
- » Three of the last five meetings have come during NCAA Tournament competition. Ohio State was ranked No. 1 while Cincinnati was No. 2 in both the 1961 and 1962 NCAA National Championship games with Cincinnati winning the national title both times.
- » No. 4 Ohio State downed the Bearcats 72-50 in the Wooden Tradition in Indianapolis on Dec. 16, 2006.
- » The No. 7 Buckeyes posted an 81-66 win at the 2012 NCAA East Regional Semifinals in Boston.
- » Wednesday marks the first time UC head coach John Brannen has coached against Ohio State. Chris Holtman is 3-0 against Cincinnati. Holtman posted two wins over the Bearcats while serving as head coach at Butler to go along with last season's victory while leading Ohio State.

SERIES RESULTS

- » **Date - Result**
- » Feb. 4, 1905 - Ohio State won 42-6 in Columbus
- » Jan. 15, 1907 - Cincinnati won 32-30 in Columbus
- » Jan. 16, 1909 - Ohio State won 57-24 in Columbus
- » Jan. 20, 1912 - Ohio State won 61-15 in Columbus
- » Jan. 3, 1920 - Ohio State won 35-13 in Cincinnati
- » Dec. 10, 1921 - Cincinnati won 33-17 in Columbus
- » March 25, 1961 - Cincinnati won 70-65 in overtime in the NCAA Tournament championship game in Kansas City, Mo.
- » March 24, 1962 - Cincinnati won 71-59 in the NCAA Tournament championship game in Louisville, Ky.
- » Dec. 16, 2006 - Ohio State won 72-50 at the Wooden Tradition in Indianapolis
- » March 22, 2012 - Ohio State won 81-66 in the NCAA East Regional Semifinals in Boston
- » Nov. 7, 2018 - Ohio State won 64-56 in Cincinnati

LAST YEAR'S MEETING

- » **OHIO STATE 64, CINCINNATI 56 (Nov. 7, 2018)**
- » **CINCINNATI** - Kaleb Wesson scored 15 points, and C.J. Jackson hit a driving bank shot and a pair of free throws in the final 30 seconds as Ohio State held on for a 64-56 victory at Cincinnati in the season opener for both teams.
- » The game marked the first played in Cincinnati's newly renovated Fifth Third Arena and the first in the series on Cincinnati's campus since 1920.
- » Jarron Cumberland led UC with a game-high 22 points, including a trio of three-pointers.
- » The Buckeyes led 27-18 at the intermission and grew their lead to 52-36 on a dunk by Kaleb Wesson with 6:23 left. After the two teams traded three-pointers, the Bearcats clawed back to within 55-47 at 3:29 on a dunk by Trevon Scott that capped a 9-0 run.

- » Cumberland scored or assisted on all of Cincinnati's remaining 12 points as the Bearcats edged closer. His three with one minute left brought UC within 60-56. However, OSU's Jackson made a basket and a pair of free throws down the stretch to seal the win.
- » A boxscore is at the end of this notes packet.

CINCINNATI VS. THE BIG TEN

- » Cincinnati is 58-48 (.547) all-time against current members of the Big Ten Conference: Illinois (1-3), Indiana (3-12), Iowa (6-3), Maryland (2-2), Michigan (1-3), Michigan State (4-9), Minnesota (7-2), Nebraska (5-1), Northwestern (0-0), Ohio State (4-7), Penn State (1-1), Purdue (3-0), Rutgers (16-4) and Wisconsin (5-1).
- » Cincinnati is 6-3 against the league since its 2012 NCAA Tournament loss to the Buckeyes. However, the Bearcats dropped both matchups against the Big Ten a year ago, falling to Ohio State (64-56) in the season opener and closing out the season in the first round of the NCAA Tournament with a loss to Iowa (79-72) in Columbus, Ohio.
- » John Brannen owns a 1-2 coaching mark against current members of the Big Ten Conference with previous contests against Illinois (1-1) and Michigan (0-1).

THE BEARCATS ON OPENING NIGHT

- » Wednesday's regular-season opener at Ohio State officially begins the 119th season of Cincinnati men's basketball.
- » Basketball formally debuted as a selected varsity sport in 1901-02, with Cincinnati playing nine games and finishing with a 5-4 record.
- » UC is 96-22 (.814) in season openers, including an 85-11 (.885) mark at home, a 25-2 (.926) mark at Fifth Third Arena and an 11-10 (.524) mark on the road. The Bearcats started the 1979-80 season at a neutral site event.
- » UC's last season opener away from home resulted in a 69-62 setback at No. 18 Oklahoma State (11/16/2001).
- » UC head coach John Brannen is 3-1 in season openers. His only season opener on the road resulted in a 107-61 setback at West Virginia (11/13/2015), in his first season at Northern Kentucky when the school still played at the NCAA Division II level.

OPENING A COACHING TENURE ON THE ROAD

- » Cincinnati coaches are 17-9 all-time in their first game as Bearcats' head coach. New UC mentors are 16-4 when their first game is at home and 1-5 when their initial game comes on the road.
- » The only time a first-year UC head coach started his tenure on the road and won came on Jan. 1, 1903 when Anthony W. Chez directed the Bearcats to a 32-30 victory at Wyoming (Ohio). It was just the second season in the program's history.
- » Only two of Cincinnati's previous 10 coaches have started their tenures on the road: Ed Badger began his UC coaching career on the road, dropping an 84-72 decision at Long Beach State on Dec. 2, 1978 (41 seasons ago). Prior to that, George Smith lost a 72-66 road game at Kent on Dec. 12, 1952 to begin his UC coaching career.
- » Bob Huggins is the only coach in program history to start his UC coaching tenure playing against a ranked opponent. That memorable game on Nov. 25, 1989, resulted in a 66-64 win over No. 20 Minnesota in the first game played at the Myrl H. Shoemaker Center (now Fifth Third Arena). Walk-on Steve Sanders hit a last-second 3-point shot for the win.

COACHES IN FIRST YEAR AT CINCINNATI

- » John Brannen was named the 27th head coach in Cincinnati men's basketball history on April 14, 2019.
- » Brannen is only the fourth coach to lead the Bearcats since 1989-90: Bob Huggins (1990-2005), Andy Kennedy (2006) and Mick Cronin (2007-2019).

FIRST SEASON RESULTS OF CINCINNATI COACHES (SINCE 1947)

COACH (FIRST YEAR)	W-L (WIN %)	RESULT
John Wiethe (1946-47)	17-9 (.654)	1st Place in MAC
George Smith (1952-53)	11-13 (.458)	2nd Place in MAC
Ed Jucker (1960-61)	27-3 (.900)	1st Place in MVC; NCAA Champions
Tay Baker (1965-66)	21-7 (.750)	1st Place in MVC; NCAA Appearance
Gale Catlett (1972-73)	17-9 (.654)	Independent
Ed Badger (1978-79)	13-14 (.481)	4th in Metro
Tony Yates (1983-84)	3-25 (.107)	8th in Metro
Bob Huggins (1989-90)	20-14 (.588)	2nd in Metro
Andy Kennedy (2005-06)	21-13 (.618)	8th in BIG EAST
Mick Cronin (2006-07)	11-19 (.367)	16th in BIG EAST

TIP-INS

- » **EARLIEST SEASON OPENER:** Wednesday marks the earliest season opener in the history of UC basketball. Last year's opener against Ohio State on Nov. 7, 2018 held the record previously.
- » **TOUGH NON-LEAGUE SCHEDULE:** Wednesday's matchup with Ohio State is one of several difficult non-league games on the 2019-20 Cincinnati schedule. The Bearcats are slated to play at preseason No. 19 Xavier (12/7), host 2019 NCAA Sweet 16 participant Tennessee (12/18), battle 2019 NCAA tournament participant Iowa in Chicago (12/21), host 2019 Missouri Valley co-champion Drake (11/11), host last year's American East Conference champion Vermont (12/3) and host 2019 Patriot League co-champion Colgate (12/14). A contest with 2019 NCAA tournament participant Nevada (11/25) is also possible at the Paradise Jam in the U.S. Virgin Islands.
- » **TWENTY-SOMETHINGS:** Even with nine newcomers, a new coach and a new system to learn, the makeup of the 2019-20 Bearcats features a mature group of players with Division I playing experience. The average age is 20.7 years with the oldest player being Jaevin Cumberland (23-years old). Other elder statesmen include: Jarron Cumberland (22), Mamoudou Diarra (22), Chris McNeal (22), Trevon Scott (22) and Jaume "Jay" Sorolla (22).
- » Seven players have seen action at least 68 collegiate games, including Jarron Cumberland (106), Trevon Scott (106), Jaevin Cumberland (96), Jaume "Jay" Sorolla (89), Trevor Moore (69), Keith Williams (68), Chris McNeal (68).
- » **3-POINTER STREAK:** UC grad transfer guard Jaevin Cumberland enters the season having made at least one 3-pointer in 33 consecutive games, making one in every game last season. It marks the seventh longest streak in the NCAA entering the season. Eastern Illinois' Mack Smith ranks first at 49 consecutive games.
- » Jaevin Cumberland ranked among the nation's leaders in 3-pointers per game (22nd at 3.3), three attempted (28th at 273) and 3-point FG% (50th at 39.9) a year ago.
- » **BRANNEN AGAINST OHIO:** UC head coach John Brannen owns a 21-15 (.583) record against teams from Ohio: Cincinnati (0-1), Cleveland State (5-4), Miami [Ohio] (2-0), Tiffin (1-0), Toledo (0-1), Wilmington (1-1), Wright State (5-5), Xavier (0-1) and Youngstown State (7-2).
- » **CINCINNATI TIES:** Ohio State play-by-play broadcaster Paul Keels is a Cincinnati native and former voice of the Bearcats, calling UC men's basketball and football games for seven years in the 1990s.

THOMAS MORE EXHIBITION RECAP

- » **CINCINNATI** - Chris McNeal scored a game-high 15 points, Jaevin Cumberland had 13 points on 5-of-5 shooting and his cousin Jarron Cumberland added 10 points and five steals as Cincinnati cruised to a 79-36 win over Thomas More on Thursday, Oct. 31 at Fifth Third Arena.
- » Defensive intensity created the offense for the Bearcats. Though that wasn't the case early as the Saints battled even with the Bearcats for the first 8:11 of the game before the initial media timeout.
- » Ryan Batte hit a three-pointer with 12:37 left in the first stanza to give Thomas More a 13-11 lead before UC turned up the heat, holding the Saints without a basket until after intermission.
- » UC's pressure defense helped create 15 steals on the night and led to 28 points off 21 Thomas More miscues. The Bearcats outscored the Saints 21-0 in fast-break points.
- » Thomas More, who played at the NCAA Division III level before moving to NAIA prior to this season, was led in scoring by Luke Rudy's 10 points. Batte added nine points and a team-best six rebounds.
- » Cincinnati shot 60 percent (33 of 55) from the field and 50 percent (8 of 16) from long range while Thomas More was held to 23.9 percent (11 of 46) shooting from the floor and 23.8 percent (5 of 21) from three-point range. The Bearcats outrebounded the Saints 37-23 and held a 50-8 advantage in points in the paint.

- SEASON NOTES -

COACHES PICK BEARCATS THIRD IN AAC

- » American Athletic Conference coaches predicted a third-place finish for Cincinnati at AAC Media Day on Oct. 14. The Bearcats received 94 points. Houston and Memphis tied for first, garnering 113 points each. The predicted order of finish for the remaining AAC teams follows: Wichita State (88 points), USF (79), UConn (75), Temple (72), SMU (47), UCF (40), Tulsa (36), ECU (20) and Tulane (15).
- » UC's Jarron Cumberland was tabbed the league's preseason player of the year. He also was a unanimous first-team selection for the second consecutive year.

UC RETURNING STATISTICAL LEADERS

CATEGORY	STAT	PLAYER
Scoring	18.8*	Jarron Cumberland
Field Goals	207*	Jarron Cumberland
Three-Pointers	80*	Jarron Cumberland
Free Throws	163*	Jarron Cumberland
Rebounding	6.9*	Trevon Scott
Assists	127*	Jarron Cumberland
Blocks	31	Keith Williams
Steals	40*	Jarron Cumberland
Minutes	32.5*	Jarron Cumberland

* - team leader in 2018-19

QUICK RUNDOWN OF THE BEARCATS

- » **RETURNERS** - Jarron Cumberland averaged 18.8 points, 4.4 rebounds, 3.6 assists and 1.1 steals last season. The first returning league player of the year for Cincinnati since Steve Logan (Conference USA 2001 and 2002), Cumberland accounted for 657 points a year ago, the 10th most in a season in program history. The prolific scorer placed his name in consideration for the NBA Draft soon after the conclusion of last season but announced his return to the Bearcats in late May.
- » Redshirt-senior forward **Trevon Scott** (9.3 points, 6.9 rebounds and 1.5 assists) and junior guard **Keith Williams** (9.9 points, 3.2 rebounds, 1.1 assists and 1.1 steals) each took large steps forward in their production last season. Scott showed his versatility throughout the year and was key in the Bearcats securing back-to-back league tournament titles, earning all-tournament team honors while averaging 13.7 points and a team-best 9.3 rebounds at the event. He grabbed nearly seven rebounds a game last season to the lead the squad.
- » The ultra-athletic Williams scored in double figures in 19 games while blocking multiple shots in eight contests a year ago. His jumping ability helped him post about one block a game to rank among the league leaders.
- » Also returning for Cincinnati in 2019-20, are junior guard **Trevor Moore** and redshirt-sophomore **Mamoudou Diarra**. Moore averaged about 12 minutes in 34 games while Diarra logged about seven minutes in 20 games a year ago. Both have opportunities this season.
- » **NEWCOMERS** - Three graduate transfers, a junior transfer and three true freshmen make up a group of seven newcomers for the Bearcats.
- » Grad transfer guard **Jaevin Cumberland**, cousin of Jarron Cumberland, averaged 17.2 points and 3.5 assists while making nearly 40 percent of his tries from three-point range in 2018-19. He gives UC another threat from long range after ranking 22nd in the nation with 3.3 three-pointers per game last season.
- » Grad transfer guard **Chris McNeal** sat out last season at Tennessee Tech, but averaged 9.5 points and 2.7 assists at New Mexico in 2017-18. He will bring experience to the point position.
- » Grad transfer center **Jaume "Jay" Sorolla**, a 7-foot center, averaged 4.1 points and 3.1 rebounds as a reserve at Valparaiso last season and gives UC much needed size inside.
- » Junior transfer center **Chris Vogt** at 7-foot-1 gives the Bearcats additional size inside. He played in all 35 games last season for Brannen at NKU, averaging 4.5 points, 3.7 rebounds and 1.2 blocks as a reserve. He is eligible to play this season after receiving an NCAA waiver in October.
- » Helping at the point position will be freshman guard **Mika Adams-Woods**, who averaged 19.0 points, 6.2 rebounds and 4.6 assists while shooting over 52 percent from the field at New Hampton School in New Hampshire last season.
- » Freshman guard **Zach Harvey**, a top-50 prospect from Topeka, Kan., attended Prolific Prep Academy in Napa, Calif., last season averaging 16.5 points, 4.9 assists and 4.8 rebounds through 11 games before being sidelined by an ankle injury.
- » Freshman guard **Jeremiah Davenport** posted 16.5 points, 7.4 rebounds and 2.1 steals at Hargrave Military Academy in Chatham, Va., last season. He won numerous awards while posting similar numbers at Moeller High School in Cincinnati in 2017-18.

RETURNING HEADLINERS

#34 JARRON CUMBERLAND, G

2019-20 PRESEASON HONORS:

- AAC Preseason Player of the Year (coaches)
- Jerry West Shooting Guard of the Year Award Preseason Watch List (one of 20 players)
- First-Team All-America (Lindy's Sports Magazine)
- Second Team All-America (Sporting News)
- Second Team All-America (The Athletic)
- Third-Team All-America (NBCSports.com)
- Ranked No. 10 among nation's Top 100 Players (CBS Sports)
- Ranked No. 13 among nation's Top 25 Players (ESPN)

2018-19 HONORS:

- Associated Press Honorable Mention All-America (2019)
- AAC Player of the Year (2019)
- AAC Championship Most Outstanding Player (2019)
- Unanimous First Team All-AAC selection (2019)
- Recognized by The American nine times for weekly awards, including AAC Player of the Week (five weeks) and AAC Weekly Honor Roll (four weeks) in 2018-19.
- Named one of 10 semifinalist for the Jerry West Shooting Guard of the Year Award (2019).
- Named to midseason watch lists for the Citizen Naismith and Lute Olsen Player of Year Awards (2019).
- » **2019-20 SEASON NOTES:** Cumberland is the AAC's top returning scorer for 2019-20 season (18.8 points).
- » Cumberland is Cincinnati's first returning league player of the year since Steve Logan (Conference USA in 2001 and 2002).
- » Cumberland is the AAC's first returning player of the year winner since SMU's Nic Moore, who won the honor in 2015 and 2016.
- » **2018-19 NOTES & STATS:** Started all 35 games in 2018-19, averaging 18.8 points, 4.4 rebounds, 3.6 assists and 1.1 steals in 32.5 minutes.
- » Averaged 23.3 points, 6.0 rebounds and 4.3 assists during the AAC Tournament. Set an AAC Tournament championship game record, scoring 33 points on 11-of-24 shooting with eight rebounds against No. 11 Houston (3/17).
- » Ranked among AAC leaders in eight categories in 2018-19: points (third at 18.8), three-point field goal percentage (seventh at .388), three-point field goals made, (seventh at 2.3), free throw percentage (10th at .773), assists (11th at 3.6), assist-to-turnover ratio (13th at 1.3), minutes played (14th at 32.5) and steals (15th at 1.1).
- » Scored 657 points during 2018-19, the 10th most points scored in a season at UC while becoming the 53rd member of UC's 1,000-point club. He enters 2019-20 ranked 20th on the all-time scoring list with 1,363 career points.

#13 TREVON SCOTT, F

2018-19 HONORS:

- AAC All-Tournament Team
- » **2018-19 SEASON NOTES:** Trevon Scott was named to the AAC Championship All-Tournament Team (2019), averaging 13.7 points and a team-high 9.3 rebounds.
- » Started all 35 games during 2018-19, averaging 9.3 points, 6.9 rebounds and 1.5 assists in 30.6 minutes.
- » Ranked among AAC leaders in five categories in 2018-19: rebounds (seventh at 6.9), offensive rebounds (seventh at 2.3), defensive rebounds (ninth at 4.5), field goal percentage (14th at .472) and minutes played (19th at 30.6).
- » Registered five double-doubles in 2018-19, including 17 points and a career-high 12 rebounds against SMU in the quarterfinals of the AAC Championship.
- » Led the Bearcats in rebounding in 19 games in 2018-19.

#2 KEITH WILLIAMS, G

- » **2018-19 SEASON NOTES:** Played in 35 games with 32 starts, averaging 9.9 points, 3.2 rebounds, 1.1 assists and 1.1 steals in 25.9 minutes.
- » Listed among AAC leaders in blocks (11th at 0.9).
- » Scored in double figures in 19 games with eight multi-block games.

LOOKING CLOSER AT BRANNEN'S SUCCESS AT NORTHERN KENTUCKY

- » John Brannen served as Northern Kentucky University's head coach for four seasons (2015-2016 to 2018-19), taking the Norse to unprecedented success as the school's athletics department underwent reclassification. The school gained Division I status prior to the start of the 2016-17 season and the men's basketball program preceded to compile a 72-30 overall record the following three seasons under Brannen, making three consecutive postseason appearances (NCAA Tournament [2017, 2019], NIT [2018]), winning back-to-back Horizon League regular-season championships (2018, 2019) and claiming a pair of conference tournament titles (2017, 2019). No other school in the nation has enjoyed NKU's amount of success in its first three years.
- » In all, Brannen registered an 81-51 ledger in four seasons at Northern Kentucky.
- » The 2017 Horizon League Coach of the Year, Brannen led the Norse to a 24-11 record in 2016-17, the Horizon League Tournament title and an appearance in the NCAA Tournament in the school's first season of active status eligibility. NKU's win total was an improvement of 15 victories from the previous season, marking the third-best turnaround in the nation behind only UCLA and Minnesota.
- » Brannen guided NKU to a 22-10 mark in 2017-18, the Horizon League regular-season championship and the NIT.
- » During the 2018-19 season, NKU posted a Division I-era record 26 wins with eight losses, claiming the league regular-season championship and tournament title and its second NCAA Tournament appearance in three years.
- » Brannen's players earned 10 Horizon League postseason accolades at NKU, highlighted by Drew McDonald receiving league player of the year honors a year ago.
- » NKU finished 2018-19 ranked 11th in the nation in both total assists (592) and assists per game (16.9). The Norse also ranked nationally in field goal shooting percentage (27th at .478), scoring margin (28th at +9.6), assist-to-turnover ratio (32nd at 1.34), three-point shooting defense (34th at .314), rebound margin (43rd at +4.5) and scoring offense (44th at 78.5 points).

BRANNEN IN HIS OWN WORDS

- » **DESIRED PACE OF PLAY:** "Offensively, we want to push the ball in transition as quickly as possible. Not necessarily take a quick shot within the first seven seconds but take the first available good shot. Defensively, if you want to play up tempo, that's great. If not, we want to try to force a late shot clock by utilizing our press and utilizing some different forms of pressure in the half court along with the gap defense. Elite teams push the pace offensively and control the tempo defensively. If you go back and look at the teams that have really advanced in the NCAA tournament that's where there are at from a pace perspective."

» ON WHAT HE WANTS JARRON CUMBERLAND TO

EXPAND IN HIS GAME THIS SEASON: "When you look at his numbers he was extremely efficient last year in a lot of different areas. His usage rate was really high and his offensive efficiency was really high. Normally, when you have a high usage rate, your offensive efficiency isn't. The lower your usage rate, the higher your offensive efficiency goes. It's advanced metric numbers. I want him to continue to get in great shape. I think if he's in elite shape then there's nothing on the court he won't be able to do from defending, to getting out in transition, to making shots. He shoots the three ball so well. I'd like for him to shoot even more of those. Get to the (free throw) line more. Those are all things that will be built as he continues to get in the shape he needs to be in."

- » **ON CHRIS McNEAL:** "What Chris has brought is a toughness level. Toughness is physical and mental. He's brought a mental toughness level. He works out three times a day. He never missed a standard in conditioning. He never misses a practice. He never misses a rep. He wins every sprint. His commitment level to his body and to his overall aura of toughness - I don't know if you get that by bouncing around or not - but if you do, I'll take it because it's pretty impressive."

FIFTH THIRD ARENA

- » Cincinnati has sold out season tickets for the second consecutive season since Fifth Third Arena (capacity 12,012) reopened after a 20-month, privately funded \$87-million renovation prior to the 2018-19 season.
- » UC averaged 11,256 fans per game last season, ranking 29th in the nation and the highest at Fifth Third Arena since 2003-04 (12,237).
- » The Bearcats have registered a 401-81 record (.833 win percentage) at the arena since its opening for the 1989-90 campaign. UC was 16-2 at home in 2018-19.
- » While Fifth Third Arena was undergoing renovation during the 2017-18 season, Cincinnati played its home schedule at BBGT Arena on the campus of Northern Kentucky University where current UC head coach John Brannen was mentoring the Norse.

BEARCAT POINTS OF PRIDE

- » Cincinnati is one of six schools in the nation to have appeared in the last nine NCAA Tournaments, joining Duke, Gonzaga, Kansas, Michigan State and North Carolina.
- » Cincinnati's 33 NCAA Tournament appearances are tied for 12th most in the nation.
- » UC ranks 13th in the nation for most wins (1,816).
- » Cincinnati's 2017-18 squad tied the school record for wins in a season with 31. The Bearcats posted 30 wins in back-to-back seasons (2016-17 and 2017-18) for the first time in school history. UC has won 26 or more games in five of the last eight seasons and has won at least 22 games in each of the last nine seasons.
- » Since the 2011-12 academic year, 24 of 27 UC men's basketball seniors have graduated including 15 straight. Redshirt senior Trevon Scott graduated in December 2018.

CINCINNATI TRADITION - BY THE NUMBERS

- » 2 National Titles (1961, 1962)
- » 6 Final Fours (1959-63, 1992)
- » 8 Elite Eights (Last: 1996)
- » 11 Sweet Sixteens (Last: 2012)
- » 33 NCAA Tournament Appearances
- » 23 NCAA Tournament Appearances since 1992
- » 10 NIT Appearances
- » 28 Conference Regular-Season Titles (Last: 2018)
- » 12 Conference Tournament Titles (Last: 2019)
- » 1,816 all-time wins (13th in nation)
- » 32 All-Americans (Last: Jarron Cumberland [2019])
- » 82 All-Conference Selections (Last: Jarron Cumberland [2019])
- » 57 NBA Draft Picks (Last: Jacob Evans III [2018])
- » 53 members of 1,000-point club
- » Ranked as the No. 10 program in the nation by the Associated Press in a 2017 ranking of school's with the most appearance in the AP poll.
- » 431 weeks ranked in AP Top 25
- » 212 weeks ranked in AP Top 10
- » 45 weeks ranked as AP No. 1
- » 2 Members of National Basketball Hall of Fame
Jack Twyman & Oscar Robertson
- » 2 Olympic Gold Medalists
Robertson (1960) & George Wilson (1964)

OVER THE LAST NINE SEASONS

- » Cincinnati is one of six schools in the nation to have appeared in the last nine NCAA Tournaments, joining Duke, Gonzaga, Kansas, Michigan State and North Carolina.
- UC'S ACHIEVEMENTS OVER THE LAST NINE SEASONS:**
- » 235-79 overall record (.748 win percentage)
 - » 86 wins in AAC play (league best)
 - » Won two AAC regular-season titles (2014, 2018) and two AAC tournament championships (2018, 2019).
 - » 138-22 home record (.863 win percentage), including a 49-3 mark since the start of 2016-17.
 - » Ranked in the AP Top 25 poll for 71 weeks.
 - » Ranked in the Top 25 nationally for scoring defense each of the past seven seasons.
 - » 24 all-conference awards won by 10 different players.
 - » Four former players signing with NBA teams (Troy Caupain, Gary Clark, Jacob Evans III and Sean Kilpatrick).

AAC LEAGUE WINS - SINCE FORMATION (2013-14)

Rk	Team (First season in league)	W-L
1.	Cincinnati (2013-14)	86-22
2.	Houston (2013-14)	64-42
3.	Memphis (2013-14)	60-48
4.	Temple (2013-14)	59-48
5.	SMU (2013-14)	*57-39
6.	UConn (2013-14)	55-52
7.	Tulsa (2014-15)	54-36
8.	UCF (2013-14)	46-60

* - Vacated 12 wins from 2013-14 season

NCAA DIVISION I WINS - TOP 20 (ENTERING 2019-20)

RK	TEAM	WINS
1.	Kentucky	2,293
2.	Kansas	2,274
3.	North Carolina	2,261
4.	Duke	2,176
5.	Temple	1,926
6.	Syracuse	1,904
7.	UCLA	1,892
8.	Notre Dame	1,880
9.	St. John's	1,854
10.	Indiana	1,836
11.	BYU	1,829
12.	Utah	1,820
13.	Cincinnati	1,816
14.	Arizona	1,813
15.	Purdue	1,803
16.	Western Kentucky	1,795
17.	Washington	1,793
T18.	Texas	1,790
T18.	Illinois	1,790
T18.	Penn	1,790

AMONG THE WINNINGEST PROGRAMS OVER THE LAST THREE SEASONS

- » Cincinnati's 89 wins since the start of the 2016-17 season ranked third most in the nation behind only Gonzaga (102) and Villanova (94) at the end of the 2018-19 season.
- » The Bearcats began 2018-19 coming off the program's first back-to-back 30-win seasons, including a 31-5 mark in 2017-18 that tied the school record for most wins.
- » With 28 victories this season, Cincinnati's three-year total of 89 wins is the highest in school history.

MOST WINS SINCE THE START OF 2016-17 (THRU 2018-19 SEASON)

Rk	Team	16-17	17-18	18-19	Record (%)
1.	Gonzaga	37-2	32-5	33-4	102-11 (.903)
2.	Villanova	32-4	36-4	26-10	94-18 (.839)
T3.	Cincinnati	30-6	31-5	28-7	89-18 (.832)
T3.	Virginia	23-11	31-3	35-3	89-17 (.840)
T3.	Michigan	26-12	33-8	30-7	89-27 (.767)
T3.	Duke	28-9	29-8	32-6	89-23 (.795)
T7.	Kansas	31-5	31-8	26-10	88-23 (.793)
T7.	North Carolina	33-7	26-11	29-7	88-25 (.779)
T7.	Kentucky	32-6	26-11	30-7	88-24 (.786)
10.	Nevada	28-7	29-8	29-5	86-20 (.811)

AMONG THE NATION'S BEST AT HOME

- » Cincinnati finished the 2018-19 season with one of the nation's best home win percentages (.942) since the start of 2016-17 ranked first in the nation.
- » The Bearcats are 49-3 (.942) at home overall since the start of 2016-17. Cincinnati was 18-0 at Fifth Third Arena in 2016-17 and 15-1 at home during the 2017-18 campaign at BB&T Arena located on Northern Kentucky's campus. The venue served as Cincinnati's home while Fifth Third Arena was undergoing an \$87 million renovation.
- » UC was 16-2 at the new Fifth Third Arena in 2018-19.

BEST HOME WIN PERCENTAGE SINCE START OF 2016-17 (THRU 2018-19 SEASON)

Team	W-L	Win%
Gonzaga	48-2	.960
Nevada	42-2	.955
Cincinnati	49-3	.942
Purdue	46-3	.939
New Mexico State	46-3	.939
Florida State	45-3	.938
South Dakota State	40-3	.930
Duke	45-4	.918
Michigan State	45-4	.918

MOST HOME WINS SINCE START OF 2016-17 (THRU 2018-19 SEASON)

Team	Wins
Texas Tech	50
Cincinnati	49
Gonzaga	48
Kentucky	48
Louisville	47
Michigan	47
Saint Mary's	47
Houston	46
New Mexico State	46
Oregon	46
Purdue	46
Syracuse	44

-2018-19 SEASON REVIEW-

TEAM ACCOMPLISHMENTS

- » Earned a 28-7 overall record, finishing second in the league at 14-4.
- » Cincinnati's 89 wins over the past three seasons are tied with Duke and Michigan for third most in the nation behind only Gonzaga (102) and Villanova (94).
- » Won the AAC Tournament for the second consecutive season, marking Cincinnati's first back-to-back conference tournament titles since 1995 (Great Midwest Conference) and 1996 (Conference USA).
- » Climbed into the AP Top 25 poll for five weeks during the season, marking the ninth time in the last 10 seasons the UC program has been ranked during the year.
- » Made ninth consecutive NCAA Tournament appearance – one of six schools along with Duke, Gonzaga, Kansas, Michigan State and North Carolina.
- » Recorded a 16-2 record in the first season back at Fifth Third Arena.
- » Finished the season ranked 29th in the nation in home attendance, averaging 11,256 fans.
- » Jumped to 13th in the nation with 1,816 wins.
- » Won the Emerald Coast Classic in November.
- » Posted an 11-2 record this season in games decided by five points or less.

NEW LOCATION IN 2019-20

- » Here's a look at where some of the members of the 2018-19 Bearcats are this season...
- » Former Head Coach Mick Cronin - UCLA
- » Former Associate Head Coach Darren Savino - UCLA
- » Former Assistant Coach Antwon Jackson - Virginia Tech
- » Nysier Brooks (Sr., C) - Miami (Fla.)
- » Rashawn Fredericks (Sr., G/F) - UAB
- » LaQuill Hardnett (R-Fr., F) - Buffalo
- » Logan Johnson (So., G) - Saint Mary's (Calif.)
- » Eliel Nsoseme (Jr., F) - Georgia State

-GOBEARCATS.COM-



THE BRANNEN FILE

- » **Hometown:** Alexandria, Ky.
- » **Alma Mater:** Marshall, 1997
- » **Family:** wife, Lisa;
twin daughters, Jaylee and Katelyn

COACHING EXPERIENCE

- » **1999-2000:**
Asst. Coach, Charleston (W.Va.)
- » **2001-2002 to 2002-03:**
Asst. Coach, Eastern Kentucky
- » **2003-04 to 2005-06:**
Asst. Coach, St. Bonaventure
- » **2006-07 to 2008-09:**
Asst. Coach, VCU
- » **2009-10 to 2012-13:**
Asst. Coach, Alabama
- » **2013-14 to 2014-15:**
Assoc. Head Coach, Alabama
- » **2015-16 to 2018-19:**
Head Coach, Northern Kentucky

PLAYING EXPERIENCE

- » **1993-1994 to 1994-95:**
Morehead State
- » **1995-96 to 1996-97:**
Marshall
 - First Team All-Southern Conference as a senior (1997)
 - Led the Southern Conference in scoring as a senior (20.9 points)
 - Scored 1,008 points in two seasons playing for Billy Donovan (1996) and Greg White (1997)

CINCINNATI HEAD COACH JOHN BRANNEN

John Brannen was named the 27th head coach in University of Cincinnati men's basketball history on April 14, 2019.

Brannen had served as Northern Kentucky University's head coach since the 2015-2016 season, taking the Norse to unprecedented success as the school's athletics department underwent reclassification. Since earning active Division I status eligibility prior to the start of the 2016-17 season, the Norse men's basketball program has compiled a 72-30 overall record, making three consecutive postseason appearances (NCAA Tournament [2017, 2019], NIT [2018]), winning back-to-back Horizon League regular-season championships (2018, 2019) and claiming a pair of conference tournament titles (2017, 2019). No other school in the nation has enjoyed NKU's amount of success in its first three years with active status at the Division I level.

Brannen, whose coaching career spans 20 seasons, owns an 82-52 career record as head coach. He registered an 81-51 ledger in four seasons at NKU and a 1-1 mark as Alabama's interim head coach at the end of the 2014-15 campaign.

The 2017 Horizon League Coach of the Year, Brannen led the Norse to a 24-11 record in 2016-17, the Horizon League Tournament title and an appearance in the NCAA Tournament in the school's first season of active status eligibility. NKU's win total was an improvement of 15 victories from the previous season, marking the third-best turnaround in the nation behind only UCLA and Minnesota.

Brannen guided NKU to a 22-10 mark, the Horizon League regular-season championship and an NIT appearance in 2017-18. Last season, NKU posted a Division I-era record 26 wins with eight losses, claiming the league regular-season championship and tournament title and its second NCAA Tournament appearance in three years.

Brannen's players earned 10 Horizon League postseason accolades at NKU, highlighted by Drew McDonald receiving league player of the year honors a year ago. NKU finished 2018-19 ranked 11th in the nation in both total assists (592) and assists per game (16.9). The Norse also ranked nationally in field goal shooting percentage (27th at .478), scoring margin (28th at +9.6), assist-to-turnover ratio (32nd at 1.34), three-point shooting defense (34th at .314), rebound margin (43rd at +4.5) and scoring offense (44th at 78.5 points).

Brannen came to NKU after spending six seasons (2010-2015) at Alabama coaching under Anthony Grant, four as an assistant coach and two as the associate head coach. The Crimson Tide made four postseason appearances during his stay. Alabama finished as the runners up at the 2011 NIT, posting a 25-12 overall mark and winning the Southeastern Conference West Division title. The Crimson Tide made an NCAA Tournament appearance the following season and later advanced to the NIT quarterfinals in 2013 and the second round of the NIT in 2015. Brannen served as interim head coach for Alabama's two games in the 2015 NIT. While in Tuscaloosa, Brannen helped sign Alabama's 2011 recruiting class that ranked fifth in the nation according to Rivals.com.

Prior to Alabama, Brannen served as an assistant coach at VCU for three seasons (2007-09) under Anthony Grant, helping lead the Rams to three 20-win campaigns, two NCAA Tournament appearances (2007, 2009) and a showing in the NIT (2008). The 2007 squad posted a 28-7 mark, upsetting Duke in the first round of the NCAA Tournament. Brannen helped recruit Larry Sanders, who later was drafted by Milwaukee as the 15th pick in the 2010 NBA draft and also helped recruit four of VCU's five starters on its 2011 Final Four team.

Brannen also was an assistant coach at St. Bonaventure (2004-06) for three seasons, Eastern Kentucky (2001-2003) for three seasons and Charleston for the 2000 campaign.

A native of nearby Alexandria, Ky., Brannen attended Newport Central Catholic High School. He began his collegiate playing career at Morehead State before transferring to Marshall for his final two seasons, playing for head coaches Billy Donovan (1996) and Greg White (1997).

Brannen was a first team All-Southern Conference selection as a senior at Marshall in 1996-97 when he led the league in scoring, averaging 20.9 points. He scored 1,008 points in two seasons with the Thundering Herd and still ranks among the school's top 25 players in career free throw percentage (.777), career three-pointers made (14th at 135), career three-point shooting percentage (14th at .386), single-season scoring (12th with 605 points in 1996-97) and single-season scoring average (23rd with 20.9 points during 1996-97).

A Rhodes Scholar finalist, Brannen received scholarships from both the NCAA and Southern Conference. He earned a degree in business management from Marshall in 1997. He was inducted into the Marshall University Athletics Hall of Fame in September 2019.

Following his time at Marshall, Brannen played two seasons of professional basketball in Belgium's First Division before beginning his coaching career.

Brannen and his wife Lisa live in Northern Kentucky and are the proud parents of twin daughters, Jaylee and Katelyn.

BRANNEN'S YEARLY COACHING RECORD

SEASON	SCHOOL (CONF.)	POSITION	RECORD/LEAGUE (FINISH)	LEAGUE TOURNAMENT (RECORD)	POSTSEASON (RECORD)
2014-15	Alabama (SEC)	Interim Head Coach	1-1/--	--	NIT Second Round (1-1)
Alabama Totals			1 year	1-1/0-0	.500/.000
SEASON	SCHOOL (CONF.)	POSITION	RECORD/LEAGUE (FINISH)	LEAGUE TOURNAMENT (RECORD)	POSTSEASON (RECORD)
2015-16	Northern Kentucky (Horizon)	Head Coach	9-21/5-13 (8th)	First Round (0-1)	None
2016-17	Northern Kentucky (Horizon)	Head Coach	24-11/12-6 (T-3rd)	Champions (3-0)	NCAA First Round (0-1)
2017-18	Northern Kentucky (Horizon)	Head Coach	22-10/15-3 (1st)	First Round (0-1)	NIT First Round (0-1)
2018-19	Northern Kentucky (Horizon)	Head Coach	26-9/13-5 (T-1st)	Champions (3-0)	NCAA First Round (0-1)
Northern Kentucky Totals			4 years	81-51/45-27	.614/.625
SEASON	SCHOOL (CONF.)	POSITION	RECORD/LEAGUE (FINISH)	LEAGUE TOURNAMENT (RECORD)	POSTSEASON (RECORD)
2019-20	Cincinnati (AAC)	Head Coach	0-0/0-0	TBD	TBD
Cincinnati Totals			First Year	0-0/0-0	.000/.000
Head Coaching Totals		Sixth Year	82-52/45-27		.612/.625

BRANNEN'S RECORD AGAINST ALL OPPONENTS

SCHOOL	W-L	SCHOOL	W-L	SCHOOL	W-L	SCHOOL	W-L
Alabama A&M	0-0	Eastern Kentucky	1-1	Manhattan	1-0	Southeast Missouri State	2-0
Austin Peay	0-1	Eastern Washington	1-0	UMBC	1-1	SMU	0-0
Berea	1-0	East Tennessee State	1-1	Memphis	0-1	Temple	0-0
Bowling Green	0-0	Fordham	0-0	Miami	0-1	Tennessee	0-0
Brescia	1-0	Grand Canyon	0-0	Miami (Ohio)	2-0	Texas A&M	0-1
UCF	0-1	Green Bay	5-3	Michigan	0-1	Texas Tech	0-1
Cincinnati	0-1	Houston	0-0	Milwaukee	7-3	Tiffin	1-0
Cleveland State	5-4	Illinois	1-1	Morehead State	3-1	Toledo	0-1
Coastal Carolina	1-0	Illinois State	0-0	Nevada	0-0	Tulane	0-0
Colgate	0-0	IU-Kokomo	1-0	Norfolk State	2-0	Tulsa	0-0
Delaware	1-0	IUPUI	3-1	UNC Asheville	1-0	UConn	0-0
Detroit Mercy	8-1	Iona	1-0	North Carolina A&T	0-1	UIC	6-2
Drake	0-0	Iowa	0-0	North Carolina Central	0-1	UNLV	0-0
Earlham	1-0	James Madison	1-0	Northern Illinois	2-0	USF	0-0
East Carolina	0-0	Kentucky	0-1	Oakland	4-5	Valparaiso	1-3
Eastern Illinois	1-1	Louisville	0-1	Ohio State	0-0	Vermont	0-1

Possible 2019-20 opponents in boldface

THE LAST TIME...

TEAM

100 POINTS BY A TEAM

By UC	105 vs. Arkansas-Pine Bluff, 11/27/18
By Opponent	104 by UConn (40T), 3/11/16

90-99 POINTS BY A TEAM

By UC	93 vs. UCLA, 12/19/18
By Opponent	91 by Marshall, 12/22/16

30-PLUS POINT WIN

By UC	32 (93-61) vs. Tulane, 1/2/19
By Opponent	38 (89-51) vs. Notre Dame, 3/10/11

60 PERCENT SHOOTING BY A TEAM

By UC	.641 vs. Arkansas-Pine Bluff, 11/27/18
By Opponent	.674 vs. Pittsburgh, 2/14/09

50 PERCENT SHOOTING BY A TEAM

By UC	.508 vs. SMU, 3/15/19
By Opponent	.517 by SMU, 3/15/19

CINCINNATI PLAYED A RANKED OPPONENT

UC Win	69-57 vs. No. 11 Houston, 3/17/19
UC Loss	69-85 vs. No. 12 Houston, 3/10/19

SINGLE OVERTIME GAME

UC Win	74-72 (OT) vs. UConn, 1/12/19
UC Loss	104-97 (4OT) vs. UConn, 3/11/16

DOUBLE OVERTIME GAME

UC Win	72-70 (2OT) vs. Georgetown, 3/8/12
UC Loss	104-97 (4OT) vs. UConn, 3/11/16

TRIPLE OVERTIME GAME

UC Win	75-73 (7OT*) vs. Bradley, 12/21/81
UC Loss	104-97 (4OT) vs. UConn, 3/11/16

* - NCAA record.

INDIVIDUAL

40 POINTS BY A PLAYER

By UC	41, Steve Logan vs. Southern Mississippi, 2/15/02
By Opponent	40, Trevon Bluiett, Xavier, 1/26/17

30 POINTS BY A PLAYER

By UC	33, Jarron Cumberland, vs. Houston, 3/17/19
By Opponent	31, Corey Davis Jr., vs. Houston, 3/10/19

20 REBOUNDS BY A PLAYER

By UC	20, Cedric McGowan vs. DePaul, 1/4/06
By Opponent	four times

15 REBOUNDS BY A PLAYER

By UC	15, Gary Clark, at UCF, 1/16/18
By Opponent	15, Greg Monroe, vs. Georgetown, 3/6/10

TWO PLAYERS WITH 20 OR MORE POINTS IN SAME GAME

By UC	Gary Clark (25), Jacob Evans (20) vs. UConn, 3/11/17
By Opponent	Daniel Hamilton (32), Jalen Adams (22) vs. UConn, 3/11/16

THREE PLAYERS WITH 10 OR MORE REBOUNDS IN SAME GAME

By UC	Gary Clark (10), Kyle Washington (10) & Troy Caupain (10) at Iowa State, 12/1/16
-------	-------------------------------------------------------------------------------------

TWO PLAYERS WITH 10 OR MORE REBOUNDS IN SAME GAME

By UC	Trevon Scott (10), Nysier Brooks (10) at Wichita State, 1/19/18
By Opponent	Ben Moore (11), Sterling Brown (11) vs. SMU, 1/12/17

10 ASSISTS BY A PLAYER

By UC	10, Troy Caupain, vs. USF, 2/4/16
By Opponent	10, Chris Howard, at USF, 2/14/09

FIVE STEALS BY A PLAYER

By UC	5, Jacob Evans III vs. Temple, 1/24/18
By Opponent	5, Galen Robinson, Jr., vs. Houston, 3/11/18

FIVE BLOCKED SHOTS BY A PLAYER

By UC	5, Nysier Brooks, vs. Wichita State, 2/17/19
By Opponent	5, Tacko Fall, vs. UCF, 2/21/19

DOUBLE-DOUBLE BY A UC PLAYER

UC Win	Trevon Scott (17 pts, 12 rebs) vs. SMU, 3/15/19
UC Loss	Gary Clark (14 pts, 12 rebs) at Butler, 12/10/16

DOUBLE-DOUBLES BY TWO UC PLAYERS

By UC	Trevon Scott (15 pts, 10 rebs) & Nysier Brooks (12 pts, 10 rebs) vs. Milwaukee, 11/16/18
-------	------------------------------------------------------------------------------------------------

DOUBLE-DOUBLES BY THREE UC PLAYERS

By UC	Troy Caupain (37 pts, 10 rebs), Octavius Ellis (13 pts, 10 rebs) & Gary Clark (12 pts, 12 rebs) vs. UConn, 3/11/16
-------	--------------------------------------------------------------------------------------------------------------------------

TRIPLE-DOUBLE BY A UC PLAYER

By UC	Eric Hicks (22 pts., 12 rebs., 10 blks.) vs. Marquette, 1/7/06
-------	-------------------------------------------------------------------

UC PLAYER LED TEAM IN POINTS, REBOUNDS & ASSISTS

By UC	Jarron Cumberland (24 pts, 9 rebs, 57 assts) vs. SMU, 2/2/19
-------	-----------------------------------------------------------------

A PLAYER WON A GAME IN THE FINAL SECONDS

By UC	Jacob Evans III hits 19-foot jumper with 0.4 left at Temple as UC wins 55-53, 1/4/18
By Opponent	Roosevelt Jones layup with 0.1 left Butler defeats UC 78-76, 12/2/15

FOUR PLAYERS SCORED IN DOUBLE FIGURES

By UC	Justin Jenifer (19), Jarron Cumberland (18), Nysier Brooks (11), Trevon Scott (10) vs. Iowa, 3/22/19
-------	------------------------------------------------------------------------------------------------------------

FIVE PLAYERS SCORED IN DOUBLE FIGURES

By UC	Jarron Cumberland (34), Trevon Scott (12), Keith Williams (11), Nysier Brooks (10), Justin Jenifer (10) vs. USF, 1/15/19
-------	--------------------------------------------------------------------------------------------------------------------------------

SIX PLAYERS SCORED IN DOUBLE FIGURES

By UC	Justin Jenifer (13), Keith Williams (12), Cane Broome (11) Trevon Scott (11), Jarron Cumberland (10), Rashawn Fredericks (10) vs. Arkansas-Pine Bluff, 11/27/18
-------	-----------------------------------------------------------------------------------------------------------------------------------------------------------------------

SEVEN PLAYERS SCORED IN DOUBLE FIGURES

By UC	Kevin Johnson (18), Jacob Evans (17), Justin Jenifer (13), Kyle Washington (12), Jarron Cumberland (11) Troy Caupain (10), Tre Scott (10) vs. Fairleigh Dickinson, 12/17/16
-------	--------------------------------------------------------------------------------------------------------------------------------------------------------------------------------------

EIGHT PLAYERS SCORED IN DOUBLE FIGURES

By UC	Farad Cobb (15), Shaq Thomas (14), Kevin Johnson (14), Coreontae DeBerry (12), Justin Jenifer (11), Quadri Moore (10), Jacob Evans (10), Octavius Ellis (10) vs. Robert Morris, 11/15/15
-------	---------------------------------------------------------------------------------------------------------------------------------------------------------------------------------------------------

THE POLLS

ASSOCIATED PRESS POLL (PRESEASON)

RK.	TEAM (FIRST PLACE VOTES)	
1	Michigan State (60)	1619
2	Kentucky (2)	1497
3	Kansas (3)	1457
4	Duke	1399
5	Louisville	1386
6	Florida	1313
7	Maryland	1134
8	Gonzaga	1096
9	North Carolina	1060
10	Villanova	1048
11	Virginia	1007
12	Seton Hall	863
13	Texas Tech	837
14	Memphis	773
15	Oregon	742
16	Baylor	523
17	Utah State	491
18	Ohio State	407
19	Xavier	356
20	Saint Mary's	330
21	Arizona	265
22	LSU	234
23	Purdue	230
24	Auburn	210
25	VCU	193

OTHERS RECEIVING VOTES:

Washington 164, Colorado 152, Tennessee 78, Marquette 68, Florida State 36, Davidson 34, Harvard 24, Illinois 14, Missouri 13, Mississippi State 12, Houston 11, Georgetown 11, **Cincinnati 8**, Notre Dame 7, Creighton 4, Syracuse 3, NC State 3, Michigan 2, Vermont 2, USC 2, Alabama 2, Liberty 2, Providence 1, Colgate 1, Dayton 1.

USA TODAY COACHES POLL (PRESEASON)

RK.	TEAM (FIRST PLACE VOTES)	
1	Michigan State (30)	792
2	Kentucky	734
3	Kansas (1)	687
4	Duke (1)	683
5	Louisville	670
6	Florida	619
7	Gonzaga	544
8	Maryland	536
9	Virginia	532
10	Villanova	531
11	North Carolina	503
12	Texas Tech	417
13	Seton Hall	403
14	Oregon	344
15	Memphis	331
16	Ohio State	280
17	Arizona	229
18	Baylor	228
19	Utah State	218
20	Saint Mary's	163
21	Xavier	149
22	Purdue	123
23	Auburn	105
24	LSU	86
25	Tennessee	78

OTHERS RECEIVING VOTES:

VCU 76, Marquette 62, Washington 59, Florida State 47, Michigan 28, Colorado 28, Houston 17, Creighton 13, Davidson 11, USC 9, Providence 8, Mississippi State 7, Wisconsin 6, Syracuse 6, Texas 6, UCLA 6, Georgetown 6, Dayton 5, Liberty 5, Harvard 4, Oklahoma 3, Illinois 2, NC State 1.

CINCINNATI'S WEEKLY RANKINGS

ASSOCIATED PRESS	WEEK	USA TODAY
RV	Preseason	--

2018-19 AMERICAN ATHLETIC CONFERENCE

2018-19 AMERICAN CONFERENCE STANDINGS

Team	AAC	Pct.	Overall	Pct.
Houston	16-2	.889	33-4	.892
Cincinnati	14-4	.778	28-7	.800
UCF	13-5	.722	24-9	.727
Temple	13-5	.722	23-10	.697
Memphis	11-7	.611	22-14	.611
Wichita State	10-8	.556	22-15	.595
Tulsa	8-10	.444	18-14	.563
USF	8-10	.444	24-14	.632
UConn	6-12	.333	16-17	.485
SMU	6-12	.333	15-17	.469
ECU	3-15	.167	10-21	.323
Tulane	0-18	.000	4-27	.129

2019 AMERICAN CHAMPIONSHIP

FedExForum • Memphis, Tenn.

First Round - Thursday, March 14

Game 1: No. 9 UConn 80, No. 8 USF 73
Game 2: No. 5 Memphis 83, No. 12 Tulane 68
Game 3: No. 10 SMU 74, No. 7 Tulsa 65
Game 4: No. 6 Wichita State 73, No. 11 ECU 57

Quarterfinals - Friday, March 15

Game 5: No. 1 Houston 84, No. 9 UConn 45
Game 6: No. 5 Memphis 79, No. 4 UCF 55
Game 7: No. 2 Cincinnati 82, No. 10 SMU 74
Game 8: No. 6 Wichita State 80, No. 3 Temple 74

Semifinals - Saturday, March 16

Game 9: No. 1 Houston 61, No. 5 Memphis 58
Game 10: No. 2 Cincinnati 66, No. 6 Wichita State 63

Final - Sunday, March 17

Game 11: No. 2 Cincinnati 69, No. 1 Houston 57

2019-20 AAC COMPOSITE SCHEDULE

Tuesday, Nov. 5

Houston Baptist at Tulsa	1 p.m.	ESPN3
VMI at ECU	7 p.m.	ESPN3
South Carolina State at Memphis	8 p.m.	ESPN3
Arkansas-Pine Bluff at USF	8 p.m.	ESPN3
Jacksonville State at SMU	8 p.m.	ESPN3
Drexel at Temple	8 p.m.	ESPN3
Omaha at Wichita State	8 p.m.	Cox/ESPN3

Wednesday, Nov. 6

Southeastern Louisiana at Tulane	8 p.m.	ESPN3
Cincinnati at Ohio State	8:30 p.m.	FS1

Friday, Nov. 8

Sacred Heart at UConn	7 p.m.	SNY/ESPN3
UIC at Memphis	7 p.m.	ESPNU
ECU at Navy	8:30 p.m.	CBSSN

Saturday, Nov. 9

Morgan State at Temple	2 p.m.	ESPN3
Prairie View AGM at UCF	3 p.m.	ESPN3
Texas Southern at Wichita State	3 p.m.	Cox/ESPN3
Tulsa at UT Arlington	8 p.m.	ESPN+

Sunday, Nov. 10

Boston College at USF	Noon	CBSSN
-----------------------	------	-------

Monday, Nov. 11

Drake at Cincinnati	7 p.m.	ESPN3
----------------------------	---------------	--------------

CINCINNATI IN THE AMERICAN TEAM STATISTICS

CATEGORY	[*NATIONAL] LEAGUE RANK (STAT)
Scoring	9th (71.7)
Scoring Defense.....	[14th] 2nd (62.7)
Scoring Margin	[32nd] 2nd (+9.0)
Free Throw Pct.	5th (.704)
Field Goal Pct.	8th (.432)
Field Goal Pct. Defense.....	[32nd] 3rd (.410)
3-Pt Field Goal Pct.	3rd (.345)
3-Pt Field Goal Pct. Defense.....	12th (.355)
Rebounding Offense	7th (36.1)
Rebounding Defense	1st (31.1)
Rebounding Margin	[30th] 3rd (+5.0)
Blocked Shots.....	2nd (4.4)
Assists.....	9th (13.3)
Steals	6th (6.1)
Turnover Margin	[23rd] 2nd (+3.17)
Assist-to-Turnover Ratio	3rd (1.3)
Offensive Rebounds	[20th] 2nd (12.8)
Defensive Rebounds	12th (23.3)
3-Pt Field Goals Made.....	11th (6.6)

INDIVIDUAL STATISTICS

PLAYER	[*NATIONAL] LEAGUE RANK (STAT)
Scoring	
Jarron Cumberland	3rd (18.8)

Rebounding

Trevon Scott.....	7th (6.9)
Nysier Brooks	11th (6.3)

Field Goal Percentage

Trevon Scott	15th (.472)
--------------------	-------------

Assists

Jarron Cumberland	11th (3.6)
-------------------------	------------

Free Throw Percentage

Jarron Cumberland	8th (.773)
-------------------------	------------

Steals

Jarron Cumberland	15th (1.1)
-------------------------	------------

Three-Point Field Goal Percentage

Justin Jenifer	1st (.444)
Jarron Cumberland.....	7th (.388)

Three-Point Field Goals Made

Jarron Cumberland.....	7th (2.3)
Justin Jenifer	13th (1.8)

Blocked Shots

Nysier Brooks	3rd (1.5)
Keith Williams.....	11th (0.9)

Assist-Turnover Ratio

Jarron Cumberland	13th (1.3)
-------------------------	------------

Offensive Rebounds

Nysier Brooks	4th (2.7)
Trevon Scott	7th (2.3)

Defensive Rebounds

Trevon Scott.....	9th (4.5)
-------------------	-----------

Minutes Played

Jarron Cumberland	14th (32.5)
Trevon Scott	19th (30.6)

*National rankings are in brackets.

UC'S RECORD WHEN

	19-20
Home games	0-0
Away games	0-0
Neutral site games	0-0
Conference games	0-0
vs. Top 25 teams	0-0
Overtime games	0-0
Lead at halftime	0-0
Trail at halftime	0-0
Tied at halftime	0-0
Lead with 10:00 left	0-0
Trail with 10:00 left	0-0
Tied with 10:00 left	0-0
Lead with 5:00 left	0-0
Trail with 5:00 left	0-0
Tied with 5:00 left	0-0
Lead with 2:00 left	0-0
Trail with 2:00 left	0-0
Tied with 2:00 left	0-0
Shoot better FG%	0-0
Shoot worse FG%	0-0
Shoot 50%-plus	0-0
Shoot below 50%	0-0
Opp. shoots 50%-plus	0-0
Opp. shoots below 50%	0-0
Opp. shoots below 40%	0-0
Make 7 or fewer 3FGs	0-0
Make 8 or more 3FGs	0-0
Shoot more FTs than opp.	0-0
Out-rebound opp.	0-0
Opp. out-rebounds UC	0-0
Same number of rebounds	0-0
Commit fewer TOs	0-0
Commit the same/more TOs	0-0
Commit 12 or less TOs	0-0
Outscore opp. bench	0-0
1-3 point games	0-0
4-5 point games	0-0
6-10 point games	0-0
11-19 point games	0-0
20-plus point games	0-0
Score 59 or fewer pts	0-0
Score 60-69 pts	0-0
Score 70 or more pts	0-0
Hold opp. to 50 or fewer pts	0-0
Hold opp. to 51-60 pts	0-0
Hold opp. to 61-70 pts	0-0
Opp. scores 70-plus pts	0-0
November	0-0
December	0-0
January	0-0
February	0-0
March	0-0
Monday	0-0
Tuesday	0-0
Wednesday	0-0
Thursday	0-0
Friday	0-0
Saturday	0-0
Sunday	0-0

BEARCATS STARTING LINEUPS

OPPONENT	UC STARTERS
Thomas More (EXH.)	McNeal, Jar. Cumberland, Williams, Scott, Vogt
at Ohio State	
Drake	
Alabama A&M	
vs. Illinois State	
vs. Bowling Green/WKU	
vs. Valpo/GC/Fordham/Nevada	
UNLV	
Vermont	
at Xavier	
Colgate	
Tennessee	
vs. Iowa	
UConn	
at Tulane	
Tulsa	
at UCF	
at Memphis	
ECU	
at Temple	
SMU	
Houston	
at Wichita State	
at UConn	
Memphis	
at ECU	
UCF	
Wichita State	
at Houston	
at USF	
Temple	

RECORD BY STARTING LINEUPS

UC STARTERS	RECORD
TBA	

PLAYERS IN DOUBLE FIGURES

# OF PLAYERS	0	1	2	3	4	5	6	7
TIMES THIS SEASON	0	0	0	0	0	0	0	0

LEADS & DEFICITS

LARGEST LEAD -
LARGEST LEAD LOST IN DEFEAT -
LARGEST DEFICIT OF SEASON -
LARGEST DEFICIT OVERCOME -

OVERTIME RECORDS

UC'S OVERALL RECORD	58-55
1 OT Games	49-44
2 OT Games	8-8
3 OT Games	0-1
4 OT Games	0-2
7 OT Games	1-0

RECORDS IN OVERTIME GAMES		
Home	28-17	.622
Schmidlapp Gym	3-4	.429
Schmidt Fieldhouse	0-1	.000
Music Hall	0-1	.000
Armory Fieldhouse	5-4	.556
Cincinnati Gardens	3-2	.600
U.S. Bank Arena	3-1	.750
Fifth Third Arena	15-4	.789
Away	18-30	.375
Neutral	11-8	.579

- Current Streak:** Won 4
- Longest Winning Streak:** 5 (Tay Baker - 1966-67)
- Longest Losing Streak:** 4 (Bob Ruess, 1943 - John Weithe, 1950)
- On Dec. 21, 1981 UC & Bradley played an NCAA-record 70T game (UC won, 75-73)
 - Cincinnati has been involved in two of the five NCAA tournament championship games to go into overtime. The Bearcats defeated Ohio State, 70-65, in 1961, but lost to Loyola (Ill.), 60-58, in 1963.
 - In 1966-67, Cincinnati played six overtime games, winning five.

UC COACHES IN OVERTIME GAMES			
COACH (YEARS)	NO.	RECORD	PCT.
Mick Cronin (2006-2019)	27	15-12	.556
Bob Huggins (1989-2005)	25	14-11	.560
Tay Baker (1965-72)	9	7-2	.778
Ed Jucker (1960-65)	9	4-5	.444
Ed Badger (1978-83)	8	3-5	.375
Tony Yates (1983-89)	7	2-5	.286
John Wiethe (1946-52)	5	1-4	.200
George Smith (1952-60)	4	3-1	.750
Gale Catlett (1972-78)	4	2-2	.500
Frank Rice (1928-32)	4	1-3	.250
Boyd Chambers (1918-28)	3	3-0	1.000
Clark Ballard (1939-42)	2	2-0	1.000
Andy Kennedy (2005-06)	2	1-1	.250
Tay Brown (1933-37)	2	0-2	.000
John Halliday (1932-33)	1	0-1	.000
Bob Ruess (1942-44)	1	0-1	.000
Walter Van Winkle (1937-39)	0	—	—
Ray Farnham (1944-46)	0	—	—

ACTIVE OVERTIME WIN STREAKS (THRU 2018-19)			
Rk.	Wins	School	Last Loss (Date)
1.	10	Marquette	vs. Butler (1/31/2015)
2.	9	Harvard	vs. Boston College (1/14/2015)
T3.	7	Illinois State	vs. Charleston Southern (11/22/2017)
	7	Florida State	vs. Iowa (12/2/2015)
5.	6	The Citadel	vs. UMBC (12/19/2016)
6.	4	Cincinnati	vs. UConn (3/11/2016)

SPECIALTY STATISTICS

OPPONENT	RESULT	OFF TO	IN PAINT	2ND CHANCE	FAST BREAK	BENCH
at Ohio State						
Cincinnati						
Drake						
at Cincinnati						
Alabama A&M						
at Cincinnati						
vs. Illinois State						
Cincinnati						
vs. Bowling Green/WKU						
Cincinnati						
vs. Valpo/GC/Fordham/Nevada						
Cincinnati						
UNLV						
at Cincinnati						
Vermont						
at Cincinnati						
at Xavier						
at Cincinnati						
Colgate						
at Cincinnati						
Tennessee						
at Cincinnati						
vs. Iowa						
Cincinnati						
UConn						
at Cincinnati						
at Tulane						
Cincinnati						
Tulsa						
at Cincinnati						
at UCF						
Cincinnati						
at Memphis						
Cincinnati						
ECU						
at Cincinnati						
at Temple						
Cincinnati						
SMU						
at Cincinnati						
Houston						
at Cincinnati						
at Wichita State						
Cincinnati						
at UConn						
Cincinnati						
Memphis						
at Cincinnati						
at ECU						
Cincinnati						
UCF						
at Cincinnati						
Wichita State						
at Cincinnati						
at Houston						
Cincinnati						
at USF						
at Cincinnati						
Temple						
at Cincinnati						
TOTALS		OFF TO	IN PAINT	2ND CHANCE	FAST BREAK	BENCH
CINCINNATI		0	0	0	0	0
AVERAGE		0.0	0.0	0.0	0.0	0.0
OPPONENTS		0	0	0	0	0
AVERAGE		0.0	0.0	0.0	0.0	0.0

CINCINNATI RADIO-TV CHART



0

CHRIS McNEAL
G • 6-1 • 190 • GR-TR
Jackson, Tenn.



1

JEREMIAH DAVENPORT
G • 6-7 • 205 • FR-HS
Cincinnati, Ohio




2

KEITH WILLIAMS
G • 6-5 • 215 • JR-2L
Brooklyn, N.Y.



3

MIKA ADAMS-WOODS
G • 6-3 • 185 • FR-HS
Syracuse, N.Y.



5

TREVOR MOORE
G • 6-5 • 190 • JR-2L
Houston, Texas



13

TREVON SCOTT
F • 6-8 • 225 • R-SR-3L
Townsend, Ga.



20

MAMOUDOU DIARRA
F • 6-9 • 220 • R-SO-1L
Bamako, Mali



21

JAEVIN CUMBERLAND
G • 6-3 • 185 • GR-TR
Wilmington, Ohio



23

ZACH HARVEY
G • 6-5 • 195 • FR-HS
Topeka, Kan.



24

PRINCE TOYAMBI
F • 6-7 • 225 • R-FR-HS
Kinshasa, Congo



31

SAM MARTIN
G • 5-10 • 170 • JR-2L
Cincinnati, Ohio



32

JOHN KOZ
G • 6-1 • 200 • SR-3L
Cleveland, Ohio



33

CHRIS VOGT
C • 7-1 • 260 • JR-TR
Mayfield, Ky.



34

JARRON CUMBERLAND
G • 6-5 • 210 • SR-3L
Wilmington, Ohio



35

JAUME "JAY" SOROLLA
C • 7-0 • 260 • GR-TR
Barcelona, Spain



44

ADAM COOK
F • 6-6 • 180 • JR-HS
Marysville, Ohio



45

ROB BANKS
F • 6-5 • 200 • FR-HS
Binfield, England



JOHN BRANNEN
HEAD COACH
First Season



JAYSON GEE
ASSISTANT COACH
First Season



SEAN DWYER
ASSISTANT COACH
First Season



TIM MORRIS
ASSISTANT COACH
First Season

CINCINNATI PLAYER SEASON & CAREER HIGHS

#0 - CHRIS McNEAL

2017-18 Season		Career
29 vs. Tennessee Tech, 11/21/17#	Pts	29 vs. Tennessee Tech, 11/21/17#
16, 2x (last vs. TCU, 11/24/17)#	FG Atts	16, 2x (last vs. TCU, 11/24/17)#
8, 3x (last at Utah State, 1/31/18)#	FG Made	8, 3x (last at Utah State, 1/31/18)#
11 vs. Tennessee Tech, 11/21/17#	3PT-FG Atts	11 vs. Tennessee Tech, 11/21/17#
7 vs. Tennessee Tech, 11/21/17#	3PT-FG Made	7 vs. Tennessee Tech, 11/21/17#
12 at Wyoming, 2/20/18#	FT Atts	12 at Wyoming, 2/20/18#
10 at Wyoming, 2/20/18#	FT Made	10 at Wyoming, 2/20/18#
4, 5x (last vs. Air Force, 12/27/17)#	Rebs	7, 4x, (last vs. La. Tech, 3/5/16) [^]
10 vs. Northern New Mexico, 11/11/17#	Assts	10 vs. Northern New Mexico, 11/11/17#
3 at Wyoming, 2/20/18#	Stls	3, 3x (last at Wyoming, 2/20/18)#
0	Blks	1 vs. Brescia (12/28/15) [^]
36 at Utah State, 1/31/18#	Mins	37 vs. La. Tech, 3/5/16 [^]

[^] - Statistics from playing career at Western Kentucky; # - Statistics from playing career at New Mexico;

#1 - JEREMIAH DAVENPORT

2019-20 Season		Career
0	Pts	0
0	FG Atts	0
0	FG Made	0
0	3PT-FG Atts	0
0	3PT-FG Made	0
0	FT Atts	0
0	FT Made	0
0	Rebs	0
0	Assts	0
0	Stls	0
0	Blks	0
0	Mins	0

#2 - KEITH WILLIAMS

2018-19 Season		Career
19 vs. UCLA, 12/19/18	Pts	19 vs. UCLA, 12/19/18
14 vs. Xavier, 12/8/18	FG Atts	14 vs. Xavier, 12/8/18
8 vs. UCLA, 12/19/18	FG Made	8 vs. UCLA, 12/19/18
5, 2x (last vs. Houston, 2/10/19)	3PT-FG Atts	5, 2x (last vs. Houston, 2/10/19)
3 vs. UCLA, 12/19/18	3PT-FG Made	3 vs. UCLA, 12/19/18
10 vs. Wichita State, 2/17/19	FT Atts	10 vs. Wichita State, 2/17/19
9 vs. Wichita State, 2/17/19	FT Made	9 vs. Wichita State, 2/17/19
8 at UNLV, 12/1/18	Rebs	8 at UNLV, 12/1/18
5 vs. Tulsa, 1/24/19	Assts	5 vs. Tulsa, 1/24/19
4, 2x (last vs. Houston, 2/10/19)	Stls	4, 2x (last vs. Houston, 2/10/19)
3 vs. NC Central, 11/13/18	Blks	3 vs. NC Central, 11/13/18
37, 2x (last vs. Houston, 2/10/19)	Mins	37, 2x (last vs. Houston, 2/10/19)

#3 - MIKA ADAMS-WOODS

2019-20 Season		Career
0	Pts	0
0	FG Atts	0
0	FG Made	0
0	3PT-FG Atts	0
0	3PT-FG Made	0
0	FT Atts	0
0	FT Made	0
0	Rebs	0
0	Assts	0
0	Stls	0
0	Blks	0
0	Mins	0

#5 - TREVOR MOORE

2018-19 Season		Career
10 vs. SC State, 12/22/18	Pts	14 vs. UCF, 2/6/18
10 vs. SC State, 12/22/18	FG Atts	10 vs. SC State, 12/22/18
4 vs. SC State, 12/22/18	FG Made	4, 4x (last vs. SC State, 12/22/18)
8 vs. SC State, 12/22/18	3PT-FG Atts	8, 2x (last vs. SC State, 12/22/18)
3, 2x (last vs. SMU, 2/2/19)	3PT-FG Made	4 vs. UConn, 2/22/18
2, 4x (last vs. Iowa, 3/22/19)	FT Atts	5, vs UCF, 2/6/18
2, 3x (last vs. Iowa, 3/22/19)	FT Made	4 vs UCF, 2/6/18
5 at Temple, 1/27/19	Rebs	8 vs. Richmond, 11/21/17
4 vs. Arkansas-Pine Bluff, 11/27/18	Assts	4 vs. Arkansas-Pine Bluff, 11/27/18
3, 2x (last at Tulsa, 1/10/19)	Stls	3, 2x (last at Tulsa, 1/10/19)
1 vs. Arkansas-Pine Bluff, 11/27/18	Blks	1, 3x (last vs. Ark.-Pine Bluff, 11/27/18)
26 at Tulsa, 1/10/19	Mins	26, 2x (last at Tulsa, 1/10/19)

#13 - TREVON SCOTT

2018-19 Season		Career
22 vs. NKU, 12/4/18	Pts	22 vs. NKU, 12/4/18
17 vs. SMU, 3/15/19	FG Atts	17 vs. SMU, 3/15/19
9 at UCF, 3/7/19	FG Made	9 at UCF, 3/7/19
5 at Memphis, 2/7/19	3PT-FG Atts	5 at Memphis, 2/7/19
2, 3x (last vs. Wichita State, 3/16/19)	3PT-FG Made	2, 3x (last vs. Wichita State, 3/16/19)
13 vs. NKU, 12/4/18	FT Atts	13 vs. NKU, 12/4/18
12 vs. NKU, 12/4/18	FT Made	12 vs. NKU, 12/4/18
12 vs. SMU, 3/15/19	Rebs	12 vs. SMU, 3/15/19
4, 2x (last vs. Wichita State, 2/17/19)	Assts	6 vs. Western Carolina, 11/13/17
3, 2x (last vs. SMU, 3/15/19)	Stls	5 vs. USF, 1/29/17
2, 2x (last vs. Ole Miss, 11/24/18)	Blks	5 vs. Lipscomb, 11/26/16
39 at UCF, 3/7/19	Mins	39 at UCF, 3/7/19

#20 - MAMOUDOU DIARRA

2018-19 Season		Career
9 vs. Arkansas-Pine Bluff, 11/27/18	Pts	9, 2x (last vs. Ark.-Pine Bluff, 11/27/18)
6, 2x (last vs. SC State, 12/22/18)	FG Atts	6, 3x (last vs. SC State, 12/22/18)
4 vs. Arkansas-Pine Bluff, 11/27/18	FG Made	4 vs. Arkansas-Pine Bluff, 11/27/18
1, 2x (last vs. SC State, 12/22/18)	3PT-FG Atts	2 vs. Coppin State, 11/16/17
1 vs. Arkansas-Pine Bluff, 11/27/18	3PT-FG Made	1, 2x (last vs. Ark.-Pine Bluff, 11/27/18)
4 vs. Western Michigan, 11/19/18	FT Atts	4, 2x (last vs. Western Michigan, 11/19/18)
3 vs. Houston (3/10/19)	FT Made	3, 2x (last vs. Houston, 3/10/19)
6, 3x (last at UConn, 2/24/19)	Rebs	6, 4x (last at UConn, 2/24/19)
1, 4x (last at UCF, 3/7/19)	Assts	1, 6x (last at UCF, 3/7/19)
2 at UCF, 3/7/19	Stls	2 at UCF, 3/7/19
2 vs. Tulane, 1/2/19	Blks	2, 2x (last vs. Tulane, 1/2/19)
15 at UConn, 2/24/19	Mins	15 at UConn, 2/24/19

#21 - JAEVIN CUMBERLAND

2018-19 Season		Career
31 vs. Oral Roberts, 11/24/18#	Pts	31 vs. Oral Roberts, 11/24/18#
21 vs. Youngstown State, 3/6/18#	FG Atts	21 vs. Youngstown State, 3/6/18#
8, 4x (last vs. NKU, 3/11/19)#	FG Made	8, 4x (last vs. NKU, 3/11/19)#
15 vs. Youngstown State, 1/31/19#	3PT-FG Atts	15 vs. Youngstown State, 1/31/19#
7, 2x (last vs. NKU, 3/11/19)#	3PT-FG Made	7, 2x (last vs. NKU, 3/11/19)#
15 vs. Oral Roberts, 11/24/18#	FT Atts	15 vs. Oral Roberts, 11/24/18#
15 vs. Oral Roberts, 11/24/18#	FT Made	15 vs. Oral Roberts, 11/24/18#
8 vs. Defiance, 11/19/18#	Rebs	8 vs. Defiance, 11/19/18#
9 vs. Defiance, 11/19/18#	Assts	9 vs. Defiance, 11/19/18#
3, 5x (last vs. NKU, 3/11/19)#	Stls	3, 5x (last vs. NKU, 3/11/19)#
2 vs. Milwaukee, 1/10/19#	Blks	2 vs. Milwaukee, 1/10/19#
40, 6x (last vs. NKU, 3/11/19)#	Mins	40, 6x (last vs. NKU, 3/11/19)#

- Statistics from playing career at Oakland

#23 - ZACH HARVEY

2019-20 Season		Career
0	Pts	0
0	FG Atts	0
0	FG Made	0
0	3PT-FG Atts	0
0	3PT-FG Made	0
0	FT Atts	0
0	FT Made	0
0	Rebs	0
0	Assts	0
0	Stls	0
0	Blks	0
0	Mins	0

#33 - CHRIS VOGT

2018-19 Season		Career
20 vs. Green Bay, 1/24/19#	Pts	20 vs. Green Bay, 1/24/19#
13 vs. Green Bay, 1/24/19#	FG Atts	13 vs. Green Bay, 1/24/19#
9 vs. Breen Bay, 1/24/19#	FG Made	9 vs. Breen Bay, 1/24/19#
0	3PT-FG Atts	0
0	3PT-FG Made	0
9 vs. Manhattan, 11/17/18#	FT Atts	9 vs. Manhattan, 11/17/18#
4, 2x (last vs. Detroit Mercy, 2/7/19)#	FT Made	4, 2x (last vs. Detroit Mercy, 2/7/19)#
14 vs. Green Bay, 1/24/19#	Rebs	14 vs. Green Bay, 1/24/19#
3 vs. Green Bay, 1/24/19#	Assts	3 vs. Green Bay, 1/24/19#
1, 11x (last vs. Detroit Mercy, 3/6/19)#	Stls	1, 13x (last vs. Detroit Mercy, 3/6/19)#
4, 2x (last at Green Bay, 3/2/19)#	Blks	4, 2x (last at Green Bay, 3/2/19)#
28 at Milwaukee, 2/28/19#	Mins	28 at Milwaukee, 2/28/19#

#- Statistics from playing career at Northern Kentucky

#34 - JARRON CUMBERLAND

2018-19 Season		Career
34 vs. USF, 1/15/19	Pts	34 vs. USF, 1/15/19
25 at Houston, 2/10/19	FG Atts	25 at Houston, 2/10/19
11, 2x (last vs. Houston, 3/17/19)	FG Made	11, 2x (last vs. Houston, 3/17/19)
10, 3x (last vs. Wichita State, 2/17/19)	3PT-FG Atts	11 vs. Georgia State, 3/16/18
6 vs. Wichita State, 2/17/19	3PT-FG Made	6, 2x (last vs. Wichita State, 2/17/19)
17 at Temple, 1/27/19	FT Atts	17 at Temple, 1/27/19
14 vs. USF, 1/15/19	FT Made	14 vs. USF, 1/15/19
9 vs. SMU, 2/2/19	Rebs	11 vs. Georgia State, 3/16/18
8 vs. SMU, 3/15/19	Assts	8, 3x (last 8 vs. SMU, 3/15/19)
4 vs. USF, 1/15/19	Stls	5 vs. SMU, 3/12/17
2, 3x (last vs. UCF, 2/21/19)	Blks	3 vs. ECU, 1/20/18
42 vs. UConn, 1/12/19	Mins	42 vs. UConn, 1/12/19

#35 - JAUME "JAY" SOROLLA

2018-19 Season		Career
13 vs. Drake, 1/26/19#	Pts	17 vs. Southern Illinois, 1/6/18#
11 vs. Purdue Northwest, 12/29/18#	FG Atts	11, 3x (last vs. Purdue Northwest, 12/29/18)#
6 vs. Drake, 1/26/19#	FG Made	6, 3x (last vs. Drake, 1/26/19)#
1, 2x (last vs. Loyola Chicago, 3/8/19)#	3PT-FG Atts	1, 4x (last vs. Loyola Chicago, 3/8/19)#
1, 2x (last vs. Loyola Chicago, 3/8/19)#	3PT-FG Made	1, 2x (last vs. Loyola Chicago, 3/8/19)#
4 vs. Purdue Northwest, 12/29/18#	FT Atts	8 vs. Southern Illinois, 1/6/18#
2, 3x (last vs. Indiana State, 3/7/19)#	FT Made	7 vs. Southern Illinois, 1/6/18#
9 vs. Purdue Northwest, 12/29/18#	Rebs	12 vs. Indiana State, 12/17/16#
2, 4x (last vs. Southern Illinois, 2/20/19)#	Assts	3 vs. Cleveland State, 2/9/17#
3 at Texas A&M, 12/19/18#	Stls	3, 2x (last at Texas A&M, 12/19/18)#
5 vs. Drake, 1/26/19#	Blks	5 vs. Drake, 1/26/19#
28 vs. Drake, 1/26/19#	Mins	33 vs. Santa Clara, 12/22/16#

- Statistics from playing career at Valparaiso



#0 CHRIS MCNEAL

GUARD • 6-1 • 190 • GRADUATE • TR • JACKSON, TENN. (SOUTH SIDE HS/TENNESSEE TECH)

MOMENTS

- » Scored a career-high 29 points against Tennessee Tech (11/21/17) with seven three-pointers while at New Mexico.
- » Posted a double-double with 24 points and 10 assists vs. Northern New Mexico (11/11/17) while at New Mexico.
- » Set the freshman record for assists (134) during 2015-16 season at Western Kentucky.

2019-20 Season (Grad Transfer): Scored a game-high 15 points with a trio of threes and three steals against Thomas More (10/31).

Prior to Cincinnati: Graduate transfer who sat out the 2018-19 season at Tennessee Tech after transferring from New Mexico ... saw action in all 34 games with 19 starts for the Lobos during the 2017-18 season, averaging 9.5 points and 2.7 assists in 24.4 minutes ... finished second on the team in assists (93) and third in three-pointers (56) ... posted a trio of 20-point games, including a career-best 29 points with seven three-pointers against Tennessee Tech on Nov. 21, 2017 ... recorded a double-double with 24 points and 10 assists against Northern New Mexico on Nov. 11, 2017 ... averaged 13.1 points and 5.3 assists while making 83 three-pointers in 2016-17 at Indian Hills Community College in Ottumwa, Iowa ... named a junior college honorable mention All-American in 2016-17, helping guide the Warriors to a 29-5 record, Region XI regular season and postseason titles, a district title game appearance and appearance in the national tournament ... scored 30 points on 11-of-23 shooting against Southwestern Community College on Jan. 7, 2017 ... started college career started at Western Kentucky where he played in all 34 games during his freshman season, averaging 5.6 points, 4.0 rebounds and 3.9 assists in 28.0 minutes ... his 134 assists were the most by a freshman in school history ... tabbed a two-time all-state selection and finalist for the 2015 Tennessee Class AA Mr. Basketball award for while averaging 23 points, eight assists, seven rebounds and four steals as a senior at South Side High School ... helped lead his team to the 2014 state championship while finishing his career with more than 1,800 points, 500 assists, 300 rebounds and 200 steals.

Personal: Born May 16, 1997 in Fort Oglethorpe, Ga. ... son of Elverna Cain ... has one brother, Jauwon Cain ... right-handed.

SEASON & CAREER STATISTICS

2017-18 SEASON

		CAREER
29 vs. Tennessee Tech, 11/21/17#	Pts	29 vs. Tennessee Tech, 11/21/17#
16, 2x (last vs. TCU, 11/24/17)#	FG Atts	16, 2x (last vs. TCU, 11/24/17)#
8, 3x (last at Utah State, 1/31/18)#	FG Made	8, 3x (last at Utah State, 1/31/18)#
11 vs. Tennessee Tech, 11/21/17#	3PT-FG Atts	11 vs. Tennessee Tech, 11/21/17#
7 vs. Tennessee Tech, 11/21/17#	3PT-FG Made	7 vs. Tennessee Tech, 11/21/17#
12 at Wyoming, 2/20/18#	FT Atts	12 at Wyoming, 2/20/18#
10 at Wyoming, 2/20/18#	FT Made	10 at Wyoming, 2/20/18#
4, 5x (last vs. Air Force, 12/27/17)#	Rebs	7, 4x, (last vs. La. Tech, 3/5/16)^
10 vs. Northern New Mexico, 11/11/17#	Assts	10 vs. Northern New Mexico, 11/11/17#
3 at Wyoming, 2/20/18#	Stls	3, 3x (last at Wyoming, 2/20/18)#
0	Blks	1 vs. Brescia (12/28/15)^
36 at Utah State, 1/31/18#	Mins	37 vs. La. Tech, 3/5/16^

^ - Statistics from playing career at Western Kentucky; # - Statistics from playing career at New Mexico;

MISCELLANEOUS STATISTICS

CATEGORY	2015-16	2017-18	2019-20	CAREER
Double-Figure Scoring Games	5	15	0	20
Double-Figure Rebounding Games	0	0	0	0
Double-Double Games	0	1	0	1
20-Point Scoring Games	0	3	0	3
Games Led Team in Scoring	1	3	0	4
Games Led Team in Rebounding	3	0	0	3
Games Led Team in Assists	21	7	0	28
Games With 3+ Assists	24	15	0	39
Games With 3+ Blocks	0	0	0	0
Games With 3+ Steals	2	1	0	3
Games With 3+ Three-Pointers	2	5	0	7

GAME-BY-GAME STATISTICS

2019-20 (GRAD TRANSFER SEASON)

CAREER STATISTICS

YEAR	GP-GS	MIN-AVG	TOTAL		3-PTERS		FT-FTA		REBOUNDS		Pf-FO	AST	TO	BLK	STL	PTS-AVG
2015-16^	34-29	952-28.0	57-179	.318	34-120	.283	42-61	.689	21-114-135	4.0	61-0	134	67	1	19	190-5.6
2017-18#	34-19	832-24.5	102-274	.372	56-178	.315	63-83	.759	6-56-62	1.8	56-0	93	64	0	26	323-9.5
2018-19*	0-0	0-0.0	0-0	.000	0-0	.000	0-0	.000	0-0-0	0.0	0-0	0	0	0	0	0-0.0
TOTAL	68-48	1784-26.2	159-453	.351	90-298	.302	105-144	.729	27-170-197	2.9	117-0	227	131	1	45	513-7.5

^ - Statistics from playing career at Western Kentucky; # - Statistics from playing career at New Mexico; * - Statistics from playing career at Tennessee Tech



#0 CHRIS MCNEAL

GUARD • 6-1 • 190 • GRADUATE • TR • JACKSON, TENN. (SOUTH SIDE HS/TENNESSEE TECH)

GAME-BY-GAME STATISTICS

2017-18 (JUNIOR SEASON - NEW MEXICO)

Opponent	Date	S	Min	TOTAL		3PTERS		REBOUNDS		PF-FO	A	TO	Blk	Stl	Pts-Avg			
				FG-FGA	Pct	3FG-FGA	Pct	FT-FTA	Pct							Off-Def	Avg	
Northern N. Mexico	11/11/17	*	23	8-14	.571	6-10	.600	2-3	.667	0-1-1	1.0	1-0	10	3	0	1	24-24.0	
Nebraska-Omaha	11/14/17	*	27	3-7	.429	2-6	.333	1-5	.200	0-2-2	1.5	0-0	3	2	0	2	9-16.5	
at New Mexico State	11/17/17	*	29	3-8	.375	1-4	.250	3-3	1.000	1-3-4	2.3	2-0	1	3	0	0	10-14.3	
Tennessee Tech	11/21/17	*	34	8-16	.500	7-11	.636	6-8	.750	1-3-4	2.8	3-0	6	4	0	1	29-18.0	
vs TCU	11/24/17	*	26	5-16	.313	2-10	.200	0-0	.000	1-3-4	3.0	3-0	2	2	0	1	12-16.8	
vs Maryland	11/25/17	*	28	6-14	.429	2-6	.333	5-5	1.000	0-0-0	2.5	3-0	2	2	0	1	19-17.2	
Evansville	11/29/17	*	29	5-8	.625	2-4	.500	1-1	1.000	0-2-2	2.4	2-0	1	1	0	2	13-16.6	
at UTEP	12/2/17	*	34	1-5	.200	1-4	.250	6-6	1.000	0-3-3	2.5	1-0	3	0	0	1	9-15.6	
at Colorado	12/6/17	*	25	1-6	.167	0-3	.000	2-3	.667	0-2-2	2.4	1-0	3	2	0	0	4-14.3	
New Mexico State	12/9/17		28	1-6	.167	0-4	.000	2-3	.667	0-3-3	2.5	1-0	2	4	0	0	4-13.3	
Arizona	12/16/17		28	2-9	.222	2-8	.250	0-0	.000	1-3-4	2.6	3-0	2	3	0	1	6-12.6	
Rice	12/19/17		26	4-8	.500	4-8	.500	1-2	.500	0-2-2	2.6	0-0	2	0	0	1	13-12.7	
Prairie View A&M	12/22/17		23	2-7	.286	1-5	.200	0-0	.000	0-0-0	2.4	2-0	1	3	0	0	5-12.1	
Air Force	12/27/17	*	22	3-8	.375	1-6	.167	0-0	.000	0-4-4	2.5	1-0	4	1	0	0	7-11.7	
at Nevada	12/30/17		20	3-8	.375	1-6	.167	0-0	.000	0-2-2	2.5	0-0	2	1	0	0	7-11.4	
at Boise State	1/3/18		24	1-10	.100	0-5	.000	0-0	.000	0-3-3	2.5	1-0	7	0	0	0	2-10.8	
San Jose State	1/6/18		32	4-11	.364	2-8	.250	2-4	.500	0-1-1	2.4	0-0	4	2	0	0	12-10.9	
Wyoming	1/10/18		21	1-4	.250	1-3	.333	2-2	1.000	0-0-0	2.3	2-0	1	6	0	0	5-10.6	
at Fresno State	1/13/18		25	4-9	.444	1-5	.200	7-8	.875	0-0-0	2.2	4-0	2	0	0	1	16-10.8	
at UNLV	1/17/18		18	0-4	.000	0-2	.000	1-2	.500	0-3-3	2.2	0-0	0	2	0	0	1-10.4	
San Diego State	1/20/18		17	2-6	.333	2-3	.667	0-1	.000	0-1-1	2.1	3-0	3	1	0	0	6-10.1	
Colorado State	1/27/18		15	1-5	.200	1-4	.250	0-0	.000	0-1-1	2.1	0-0	1	0	0	1	3-9.8	
at Utah State	1/31/18	*	36	8-15	.533	3-6	.500	2-2	1.000	0-2-2	2.1	2-0	3	1	0	0	21-10.3	
at San Jose State	2/3/18	*	24	2-7	.286	1-6	.167	1-2	.500	0-2-2	2.1	2-0	3	1	0	2	6-10.1	
Boise State	2/6/18	*	21	2-6	.333	2-5	.400	0-0	.000	0-2-2	2.1	0-0	5	0	0	1	6-10.0	
at Air Force	2/10/18	*	26	4-10	.400	1-5	.200	1-2	.500	0-1-1	2.0	2-0	1	2	0	1	10-10.0	
Utah State	2/14/18		21	4-10	.400	1-5	.200	1-1	1.000	0-1-1	2.0	2-0	3	1	0	2	10-10.0	
at Wyoming	2/20/18	*	26	3-8	.375	1-5	.200	10-12	.833	0-0-0	1.9	4-0	6	5	0	3	17-10.2	
UNLV	2/25/18	*	23	1-5	.200	0-3	.000	2-2	1.000	0-2-2	1.9	2-0	2	2	0	0	4-10.0	
at Colorado State	2/28/18	*	22	3-6	.500	3-6	.500	1-2	.500	1-1-2	1.9	2-0	1	4	0	2	10-10.0	
Fresno State	3/3/18	*	18	1-2	.500	1-1	1.000	2-2	1.000	0-0-0	1.9	3-0	1	2	0	0	5-9.8	
vs Wyoming	3/8/18		18	2-6	.333	2-5	.400	2-2	1.000	0-0-0	1.8	1-0	3	1	0	1	8-9.8	
vs Utah State	3/9/18		21	4-8	.500	2-5	.400	0-0	.000	0-3-3	1.8	2-0	2	2	0	1	10-9.8	
vs San Diego State	3/10/18	*	19	0-2	.000	0-1	.000	0-0	.000	1-0-1	1.8	1-0	1	1	0	0	0-9.5	
Total			19	829	102-274	.372	56-178	.315	63-83	.759	6-56-62	1.8	56-0	93	64	0	26	323-9.5

2015-16 (FRESHMAN SEASON - WESTERN KENTUCKY)

Opponent	Date	S	Min	TOTAL		3PTERS		REBOUNDS										
				FG-FGA	Pct	3FG-FGA	Pct	FT-FTA	Pct	Off-Def-Tot	Avg	PF-FO	A	To	Blk	Pts	Avg	
CAMPBELLSVILLE	11/14/15	*	18	0-1	.000	0-1	.000	0-0	.000	0-3-3	3.0	3-0	3	1	0	0	0-0.0	
at Belmont	11/18/15	*	32	3-8	.375	2-4	.500	0-0	.000	2-3-5	4.0	4-0	4	1	0	0	8-4.0	
STONY BROOK	11/21/15	*	28	2-6	.333	1-3	.333	0-1	.000	0-3-3	3.7	1-0	6	0	0	0	5-4.3	
vs. Drake	11/23/15	*	36	3-9	.333	2-6	.333	2-2	1.000	2-2-4	3.8	2-0	5	1	0	1	10-5.8	
vs. CMU	11/24/15	*	24	0-2	.000	0-1	.000	4-4	1.000	1-3-4	3.8	2-0	6	1	0	1	4-5.4	
vs. Duquesne	11/25/15	*	18	0-5	.000	0-3	.000	0-0	.000	0-3-3	3.7	1-0	3	2	0	0	0-4.5	
EASTERN KY.	12/1/15	*	35	3-5	.600	3-5	.600	0-0	.000	0-5-5	3.9	2-0	6	3	0	0	9-5.1	
at Xavier	12/5/15	*	29	1-5	.200	0-2	.000	1-2	.500	1-5-6	4.1	2-0	5	5	0	0	3-4.9	
INDIANA STATE	12/13/15		27	1-3	.333	1-1	1.000	0-0	.000	1-2-3	4.0	1-0	6	0	0	2	3-4.7	
ALABAMA A&M	12/16/15	*	25	3-5	.600	2-4	.500	4-4	1.000	0-1-1	3.7	4-0	4	0	0	0	12-5.4	
at Louisville	12/19/15	*	27	0-4	.000	0-3	.000	2-4	.500	2-5-7	4.0	0-0	4	4	0	0	2-5.1	
DETROIT	12/22/15	*	35	2-7	.286	0-3	.000	6-7	.857	0-5-5	4.1	2-0	7	3	0	0	10-5.5	
BRESCIA	12/28/15	*	26	2-9	.222	0-4	.000	0-1	.000	1-4-5	4.2	2-0	5	2	1	3	4-5.4	
at Marshall	1/3/16	*	34	3-9	.333	0-5	.000	1-4	.250	2-5-7	4.4	3-0	4	2	0	1	7-5.5	
FIU	1/7/16	*	30	2-6	.333	2-5	.400	0-0	.000	1-6-7	4.5	1-0	6	2	0	1	6-5.5	
FLA. ATLANTIC	1/9/16	*	25	1-2	.500	1-1	1.000	1-2	.500	0-4-4	4.5	1-0	1	2	0	0	4-5.4	
at Rice	1/14/16	*	35	3-6	.500	1-3	.333	0-0	.000	0-6-6	4.6	3-0	5	4	0	2	7-5.5	
at North Texas	1/16/16	*	9	0-3	.000	0-1	.000	0-0	.000	0-3-3	4.5	2-0	1	2	0	0	0-5.2	
at Old Dominion	1/21/16	*	20	0-4	.000	0-3	.000	0-0	.000	0-1-1	4.3	0-0	2	2	0	1	0-4.9	
at Charlotte	1/23/16	*	32	0-5	.000	0-4	.000	3-4	.750	1-4-5	4.4	1-0	1	1	0	0	3-4.9	
UAB	1/28/16	*	30	3-6	.500	2-5	.400	2-5	.400	1-5-6	4.4	2-0	5	3	0	1	10-5.1	
MIDDLE TENN.	1/30/16	*	34	6-11	.545	4-8	.500	2-3	.667	0-3-3	4.4	3-0	2	3	0	0	18-5.7	
at UTSA	2/4/16	*	21	2-5	.400	2-5	.400	2-4	.500	0-2-2	4.3	2-0	2	2	0	1	8-5.8	
at UTEP	2/6/16		11	0-1	.000	0-1	.000	0-0	.000	0-1-1	4.1	0-0	1	1	0	0	0-5.5	
MARSHALL	2/13/16		20	0-3	.000	0-3	.000	0-0	.000	0-0-0	4.0	2-0	3	2	0	1	0-5.3	
OLD DOMINION	2/18/16		34	1-3	.333	1-3	.333	2-2	1.000	0-2-2	3.9	0-0	3	0	0	1	5-5.3	
CHARLOTTE	2/20/16	*	34	3-10	.300	1-5	.200	0-0	.000	1-4-5	3.9	2-0	1	2	0	0	7-5.4	
at Middle Tenn.	2/25/16	*	32	2-3	.667	2-3	.667	2-3	.667	2-4-6	4.0	2-0	6	0	0	0	8-5.5	
at UAB	2/27/16	*	25	1-2	.500	1-2	.500	0-1	.000	0-1-1	3.9	2-0	1	2	0	0	3-5.4	
SOUTHERN MISS	3/3/16	*	28	1-7	.143	1-5	.200	2-2	1.000	0-4-4	3.9	2-0	5	2	0	0	5-5.4	
LA TECH	3/5/16		37	2-6	.333	1-5	.200	2-2	1.000	2-5-7	4.0	1-0	7	6	0	3	7-5.4	
vs. North Texas	3/9/16	*	34	3-5	.600	1-3	.333	2-2	1.000	0-6-6	4.1	1-0	9	4	0	0	9-5.5	
vs. UAB	3/10/16	*	34	2-7	.287	1-5	.200	2-2	1.000	0-5-5	4.1	2-0	4	1	0	0	7-5.6	
vs. Old Dominion	3/11/16	*	33	2-6	.333	2-5	.400	0-0	.000	1-0-1	4.0	3-0	1	0	0	0	6-5.6	
Total			29	952	57-179	.318	34-120	.283	42-61	.689	21-115-136	4.0	61-0	134	66	1	19	190-5.6



#1 JEREMIAH DAVENPORT

CINCINNATI, OHIO (MOELLER HS/HARGRAVE MILITARY ACADEMY)

Prior to Cincinnati: Averaged 16.5 points, 7.4 rebounds and 2.1 steals while shooting 42 percent from three-point range at Hargrave Military Academy (Chatham, Va.) ... helped guide the Tigers to a 35-3 overall mark last season while earning most valuable player honors at the Legacy Nissan Classic and National Prep Showcase ... averaged 15.7 points, 6.2 rebounds and 2.1 assists and shooting 59 percent from the field as a senior at Moeller in 2017-18 ... earned Greater Cincinnati Boys Basketball Player of the Year accolades, Greater Catholic League South Co-Player of the Year honors and was named an Ohio Division I Boys Basketball Third-Team selection by the Ohio Prep Sportswriters Association ... helped lead the Crusaders to consecutive state championship game appearances as a junior and senior, winning the title in 2017-18 ... Moeller posted a 55-4 mark with Davenport playing varsity as a junior and senior, including a 27-3 record in 2017-18.

Personal: Born Sept. 24, 1999 in Cincinnati, Ohio ... son of Sheila and Darren Davenport ... has two brothers, Michael and Joshua, and three sisters Gabrielle, Naomi and Deborah ... comes from a basketball family, mother (Morehead State) and father (Alcorn State), along with brothers, Michael (St. Bonaventure, 2008-12) and Joshua (Winthrop, 2013-17) and sister, Naomi (West Virginia, 2017-19) all played NCAA Division I basketball ... right-handed.

SEASON & CAREER STATISTICS

2019-20 SEASON	CAREER
0	Pts
0	FG Atts
0	FG Made
0	3PT-FG Atts
0	3PT-FG Made
0	FT Atts
0	FT Made
0	Rebs
0	Assts
0	Stls
0	Blks
0	Mins

MISCELLANEOUS STATISTICS

CATEGORY	2019-20	CAREER
Double-Figure Scoring Games	0	0
Double-Figure Rebounding Games	0	0
Double-Double Games	0	0
20-Point Scoring Games	0	0
Games Led Team in Scoring	0	0
Games Led Team in Rebounding	0	0
Games Led Team in Assists	0	0
Games With 3+ Assists	0	0
Games With 3+ Blocks	0	0
Games With 3+ Steals	0	0
Games With 3+ Three-Pointers	0	0

GAME-BY-GAME STATISTICS

2019-20 (FRESHMAN SEASON)

CAREER STATISTICS



#2 KEITH WILLIAMS

GUARD • 6-5 • 215 • JUNIOR • 2L • BROOKLYN, N.Y. (BISHOP LOUGHLIN MEMORIAL)

MOMENTS

- » Scored a career-high 19 points on 8-of-13 shooting with a trio of three vs. UCLA (12/19/18).
- » Posted 15 points with a career-high eight rebounds at UNLV (12/1/18).

2019-20 Season (Junior): Produced eight points, four rebounds and three assists against Thomas More (10/31).

2018-19 Season (Sophomore): Played in 35 games with 32 starts, averaging 9.9 points, 3.2 rebounds, 1.1 assists and 1.1 steals in 25.9 minutes ... ranked among AAC leaders in blocks (11th at 0.9) ... scored a career-high 19 points on 8-of-13 shooting with a trio of three-pointers and four assists against UCLA (12/19) ... posted 16 points on 7-of-14 shooting with four rebounds and two blocks against Xavier (12/8) ... scored 15 points on 5-of-10 shooting with a pair of threes to go with a career-high eight rebounds in 29 minutes at UNLV (12/1) ... tallied a team-high 12 points with six rebounds and three assists, including a pair a game-clinching free throws with four seconds left at UConn (2/24) ... scored 15 points with three blocks and three assists against North Carolina Central (11/13) in his first collegiate start ... scored 10 or more points in 19 games.

2017-18 Season (Freshman): Played in 33 games as a reserve, averaging 3.1 points and 1.2 rebounds in 9.8 minutes ... scored in double figures in each of his first two collegiate games, netting 10 points on 5-of-12 shooting with five rebounds in the season opener with Savannah State (11/10) and 10 points on 5-of-7 shooting against Western Carolina (11/13) ... grabbed a season-high five rebounds against Savannah State (11/10) and Tulane (3/1) ... scored nine points on 4-of-7 shooting in 14 minutes against Arkansas-Pine Bluff (12/19) ... hit a three-pointer at No. 19 Wichita State (3/4) in the regular-season finale ... knocked in a three-pointer just prior to the halftime buzzer at UConn (3/3).

Prior to Cincinnati: Named the 2017 All-New York City Player of the Year and Catholic High School Athletic Association (CHSAA) Class AA Most Valuable Player, helping Bishop Loughlin to the Brooklyn/Queens championship game and intersectional semifinals ... averaged 24.2 points and 12.6 rebounds as a senior and 15 points and 4.3 rebounds as a junior ... netted 37 points in a CHSAA Brooklyn/Queens diocesan semifinal double overtime win against Christ the King ... tallied 25 points on 12-of-17 shooting from the field in the 2017 Jordan Brand Classic Regional Boys Game at the Barclays Center ... averaged 15.0 points and 4.3 rebounds while shooting 47.8 percent (96 of 201) from the field and 40.6 percent (28 of 69) from three-point range in 17 games for New Heights, an AAU squad on the 2016 Under Armour Association's 17U summer circuit ... tabbed a four-star prospect by Rivals.com and 247Sports.

Personal: Born July 25, 1998 in Brooklyn, New York ... son of Yvette and Keith Williams Sr. ... has two brothers, Cleyon Carryl and Courtney Tyrell, and a sister, Tuanieha Williams ... right-handed.

SEASON & CAREER STATISTICS

2018-19 SEASON		CAREER
19 vs. UCLA, 12/19/18	Pts	19 vs. UCLA, 12/19/18
14 vs. Xavier, 12/8/18	FG Atts	14 vs. Xavier, 12/8/18
8 vs. UCLA, 12/19/18	FG Made	8 vs. UCLA, 12/19/18
5, 2x (last vs. Houston, 2/10/19)	3PT-FG Atts	5, 2x (last vs. Houston, 2/10/19)
3 vs. UCLA, 12/19/18	3PT-FG Made	3 vs. UCLA, 12/19/18
10 vs. Wichita State, 2/17/19	FT Atts	10 vs. Wichita State, 2/17/19
9 vs. Wichita State, 2/17/19	FT Made	9 vs. Wichita State, 2/17/19
8 at UNLV, 12/1/18	Rebs	8 at UNLV, 12/1/18
5 vs. Tulsa, 1/24/19	Assts	5 vs. Tulsa, 1/24/19
4, 2x (last vs. Houston, 2/10/19)	Stls	4, 2x (last vs. Houston, 2/10/19)
3 vs. NC Central, 11/13/18	Blks	3 vs. NC Central, 11/13/18
37, 2x (last vs. Houston, 2/10/19)	Mins	37, 2x (last vs. Houston, 2/10/19)

MISCELLANEOUS STATISTICS

CATEGORY	2017-18	2018-19	2019-20	CAREER
Double-Figure Scoring Games	2	18	0	20
Double-Figure Rebounding Games	0	0	0	0
Double-Double Games	0	0	0	0
20-Point Scoring Games	0	0	0	0
Games Led UC in Scoring	0	3	0	3
Games Led UC in Rebounding	0	1	0	1
Games Led UC in Assists	0	2	0	2
Games With 3+ Assists	0	4	0	4
Games With 3+ Blocks	0	2	0	2
Games With 3+ Steals	0	5	0	5
Games With 3+ Three-Pointers	0	1	0	1

GAME-BY-GAME STATISTICS

2019-20 (JUNIOR SEASON)

CAREER STATISTICS

YEAR	GP-GS	MIN-AVG	TOTAL		3-PTERS		FT-FTA		REBOUNDS		PF-FO	AST	TO	BLK	STL	PTS-AVG
			FG-FGA	PCT	FG-FGA	PCT	FT-FTA	PCT	OFF-DEF-TOT	AVG						
2017-18	33-0	325-9.8	40-104	.385	4-27	.148	17-32	.531	15-25-40	1.2	23-0	14	27	5	15	101-3.1
2018-19	35-32	908-25.9	130-288	.451	21-76	.276	65-92	.707	46-65-111	3.2	84-1	38	50	31	39	346-9.9
TOTAL	68-32	1233-18.1	170-392	.434	25-103	.243	82-124	.661	61-90-151	2.2	107-1	52	77	36	54	447-6.6



#2 KEITH WILLIAMS

GUARD • 6-5 • 215 • JUNIOR • 2L • BROOKLYN, N.Y. (BISHOP LOUGHLIN MEMORIAL)

GAME-BY-GAME STATISTICS

2018-19 (SOPHOMORE SEASON)

Opponent	Date	gs	min	Total		3-Pointers		Free throws		Rebounds			pf	a	t/o	blk	stl	pts	avg		
				fg-fga	pct	ft-fa	pct	off	def	tot	avg										
OHIO ST.	11/07/18	13	1-6	.167	0-2	.000	2-2	1.000	1	2	3	3.0	1	0	1	1	1	4	4.0		
N.C. CENTRAL	11/13/18	*	26	7-12	.583	1-2	.500	0-1	.000	3	1	4	3.5	2	3	1	3	2	15	9.5	
MILWAUKEE	11/16/18	*	23	3-7	.429	0-0	.000	6-8	.750	1	1	2	3.0	1	1	2	0	1	12	10.3	
WESTERN MICH.	11/19/18	*	21	4-6	.667	0-0	.000	0-0	.000	3	2	5	3.5	0	0	3	1	4	8	9.8	
vs George Mason	11/23/18	*	17	3-5	.600	0-1	.000	0-0	.000	1	2	3	3.4	3	0	1	0	2	6	9.0	
vs Ole Miss	11/24/18	*	24	2-6	.333	2-2	1.000	3-6	.500	2	3	5	3.7	4	0	0	0	0	9	9.0	
ARK.-PINE BLUFF	11/27/18	*	26	6-9	.667	0-1	.000	0-0	.000	1	1	2	3.4	0	2	1	0	1	12	9.4	
at UNLV	12/01/18	*	29	5-10	.500	2-2	1.000	3-4	.750	4	4	8	4.0	3	0	2	0	0	15	10.1	
NORTHERN KY.	12/04/18	*	23	3-9	.333	0-3	.000	4-8	.500	2	2	4	4.0	3	0	2	1	1	10	10.1	
XAVIER	12/08/18	*	31	7-14	.500	0-3	.000	2-2	1.000	1	3	4	4.0	1	0	1	2	0	16	10.7	
at Mississippi State	12/15/18	*	37	6-13	.462	1-4	.250	2-6	.333	1	1	2	3.8	4	2	1	2	1	15	11.1	
UCLA	12/19/18	*	25	8-13	.615	3-4	.750	0-1	.000	0	3	3	3.8	3	4	0	0	0	19	11.8	
SOUTH CAROLINA ST.	12/22/18	*	11	0-1	.000	0-1	.000	1-2	.500	0	1	1	3.5	3	0	1	0	0	1	10.9	
TULANE	01/02/19	*	20	4-10	.400	0-2	.000	2-2	1.000	0	0	0	3.3	2	2	1	3	3	10	10.9	
at ECU	01/05/19	*	34	6-12	.500	0-3	.000	1-2	.500	1	2	3	3.3	3	0	2	1	2	13	11.0	
at Tulsa	01/10/19	*	32	6-11	.545	2-5	.400	0-0	.000	1	3	4	3.3	5	0	2	0	3	14	11.2	
UCONN	01/12/19	*	32	5-7	.714	1-2	.500	1-2	.500	1	1	2	3.2	4	1	0	1	2	12	11.2	
SOUTH FLA.	01/15/19	*	29	4-7	.571	2-2	1.000	1-1	1.000	2	0	2	3.2	3	0	1	2	1	11	11.2	
at Wichita St.	01/19/19	*	32	5-9	.556	1-2	.500	3-5	.600	1	0	1	3.1	2	0	4	2	0	14	11.4	
TULSA	01/24/19	*	22	1-4	.250	0-1	.000	1-2	.500	1	3	4	3.1	2	5	0	0	0	3	11.0	
at Temple	01/27/19	*	21	2-6	.333	1-2	.500	4-4	1.000	3	2	5	3.2	4	0	2	0	1	9	10.9	
SMU	02/02/19	*	28	4-7	.571	1-3	.333	4-6	.667	0	3	3	3.2	1	1	2	0	1	13	11.0	
at Memphis	02/07/19	*	24	3-8	.375	1-2	.500	2-2	1.000	2	1	3	3.2	2	1	1	0	0	9	10.9	
at Houston	02/10/19	*	37	4-13	.308	0-5	.000	0-0	.000	2	2	4	3.2	2	1	1	1	4	8	10.8	
WICHITA ST.	02/17/19	*	26	3-6	.500	0-2	.000	9-10	.900	0	3	3	3.2	1	0	1	1	0	15	10.9	
UCF	02/21/19	*	30	4-12	.333	2-3	.667	2-2	1.000	0	0	0	3.1	1	1	1	1	0	12	11.0	
at UConn	02/24/19	*	25	4-9	.444	0-2	.000	4-4	1.000	2	4	6	3.2	4	3	3	1	0	12	11.0	
at SMU	02/27/19	*	29	2-11	.182	0-4	.000	4-4	1.000	2	3	5	3.3	2	2	0	1	1	8	10.9	
MEMPHIS	03/02/19	*	34	4-11	.364	0-1	.000	2-4	.500	1	2	3	3.2	2	3	5	1	3	10	10.9	
at UCF	03/07/19	*	27	2-8	.250	0-2	.000	0-0	.000	2	1	3	3.2	3	1	1	0	1	4	10.6	
HOUSTON	03/10/19	*	21	4-6	.667	1-2	.500	0-0	.000	0	1	1	3.2	4	2	2	0	0	9	10.6	
vs SMU	03/15/19	*	26	1-5	.200	0-1	.000	2-2	1.000	1	0	1	3.1	3	0	1	1	0	4	10.4	
vs Wichita St.	03/16/19	*	27	3-6	.500	0-1	.000	0-0	.000	1	3	4	3.1	0	2	1	3	2	6	10.2	
vs Houston	03/17/19	*	19	2-4	.500	0-0	.000	0-0	.000	1	1	2	3.1	3	0	2	2	1	4	10.1	
vs Iowa	03/22/19	*	27	2-5	.400	0-2	.000	0-0	.000	2	4	6	3.2	3	1	1	0	1	4	9.9	
Totals			32	908	130-288	.451	21-76	.276	65-92	.707	46	65	111	3.2	84	38	50	31	39	346	9.9

2017-18 (FRESHMAN SEASON)

Opponent	Date	gs	min	Total		3-Pointers		Free throws		Rebounds			pf	a	t/o	blk	stl	pts	avg	
				fg-fga	pct	3fg-fga	pct	ft-fa	pct	off	def	tot								avg
SAVANNAH STATE	11/10/17	15	5-12	.417	0-4	.000	0-0	.000	3	2	5	5.0	0	1	1	0	0	10	10.0	
WESTERN CAROLINA	11/13/17	19	5-7	.714	0-2	.000	0-2	.000	0	1	1	3.0	0	1	0	0	1	10	10.0	
COPPIN STATE	11/16/17	18	2-6	.333	0-2	.000	0-3	.000	0	2	2	2.7	0	2	2	0	1	4	8.0	
vs Buffalo	11/20/17	13	2-5	.400	0-0	.000	0-1	.000	0	1	1	2.3	2	0	2	0	1	4	7.0	
vs Richmond	11/21/17	15	0-2	.000	0-0	.000	1-2	.500	0	1	1	2.0	2	1	3	0	1	1	5.8	
vs Wyoming	11/22/17	11	1-3	.333	1-2	.500	1-2	.500	0	0	0	1.7	0	0	0	0	1	4	5.5	
ALABAMA STATE	11/27/17	20	3-5	.600	0-1	.000	2-3	.667	2	0	2	1.7	0	2	0	0	0	8	5.9	
at Xavier	12/02/17	2	0-0	.000	0-0	.000	0-0	.000	0	1	1	1.6	1	0	0	0	0	0	5.1	
vs Florida	12/09/17	2	0-0	.000	0-0	.000	0-0	.000	0	1	1	1.6	0	0	1	0	0	0	4.6	
MISSISSIPPI ST.	12/12/17	13	2-4	.500	0-2	.000	0-0	.000	0	1	1	1.5	1	0	2	1	1	4	4.5	
at UCLA	12/16/17	11	2-6	.333	0-1	.000	0-0	.000	2	1	3	1.6	1	1	1	0	0	4	4.5	
UA-PINE BLUFF	12/19/17	14	4-7	.571	0-1	.000	1-1	1.000	0	2	2	1.7	1	1	1	0	1	9	4.8	
CLEVELAND STATE	12/21/17	9	2-4	.500	1-1	1.000	0-0	.000	1	1	2	1.7	1	0	0	0	0	5	4.8	
MEMPHIS	12/31/17	17	1-3	.333	0-1	.000	1-2	.500	0	0	0	1.6	1	1	2	0	0	3	4.7	
at Temple	01/04/18	6	0-2	.000	0-0	.000	0-0	.000	0	0	0	1.5	0	0	0	0	1	0	4.4	
SMU	01/07/18	5	0-0	.000	0-0	.000	2-2	1.000	0	1	1	1.4	0	0	0	1	1	2	4.3	
at USF	1/13/18	5	0-1	.000	0-0	.000	0-0	.000	0	0	0	1.4	0	1	1	0	0	0	4.0	
ECU	01/20/18	12	0-5	.000	0-1	.000	0-0	.000	0	3	3	1.4	0	0	0	0	0	0	3.8	
TEMPLE	01/24/18	9	1-3	.333	0-0	.000	4-4	1.000	0	1	1	1.4	2	0	1	0	2	6	3.9	
at Memphis	1/27/18	2	0-0	.000	0-0	.000	0-0	.000	0	0	0	1.4	0	0	0	0	0	0	3.7	
HOUSTON	01/31/18	1	0-0	.000	0-0	.000	0-0	.000	0	0	0	1.3	0	0	0	0	0	0	3.5	
at UCONN	2/3/18	2	1-1	1.000	1-1	1.000	0-0	.000	0	0	0	1.2	0	0	0	0	0	3	3.5	
UCF	02/06/18	14	1-5	.200	0-2	.000	0-0	.000	1	1	2	1.3	2	0	2	0	1	2	3.4	
at SMU	02/11/18	12	3-5	.600	0-1	.000	2-2	1.000	0	0	0	1.2	1	1	2	0	1	8	3.6	
WICHITA STATE	02/18/18	6	0-0	.000	0-0	.000	1-2	.500	1	0	1	1.2	0	0	0	0	0	1	3.5	
UCONN	02/22/18	11	1-5	.200	0-2	.000	0-0	.000	1	0	1	1.2	2	1	1	0	0	2	3.5	
TULSA	02/25/18	7	1-2	.500	0-0	.000	0-1	.000	1	0	1	1.2	0	0	1	1	0	2	3.4	
at Tulane	03/01/18	27	2-6	.333	0-0	.000	2-4	.500	3	2	5	1.3	1	1	3	2	1	6	3.5	
at Wichita State	03/04/18	9	1-1	1.000	1-1	1.000	0-0	.000	0	1	1	1.3	1	0	0	0	0	3	3.5	
vs SMU	03/09/18	8	0-2	.000	0-1	.000	0-1	.000	0	1	1	1.3	1	0	1	0	0	0	3.4	
vs Memphis	3-10-18	9	0-1	.000	0-1	.000	0-0	.000	0	1	1	1.3	2	0	0	0	1	0	3.3	
vs Houston	3-11-18	0	0-0	.000	0-0	.000	0-0	.000	0	0	0	1.3	1	0	0	0	0	0	3.2	
vs Georgia State	03/16/18	1	0-1	.000	0-0	.000	0-0	.000	0	0	0	1.2	0	0	0	0	0	0	3.1	
Totals		0	325	40-104	.385	4-27	.148	17-32	.531	15	25	40	1.2	23	14	27	5	15	101	3.1



#3 MIKA ADAMS-WOODS

SYRACUSE, N.Y. (BISHOP LUDDEN HS/NEW HAMPTON SCHOOL [N.H.]

2019-20 Season (Freshman): Handed out a game-high four assists to go with five points and three rebounds in 16 minutes in the exhibition win over Thomas More (10/31).

Prior to Cincinnati: Averaged 19.0 points, 6.2 rebounds, 4.5 assists and 1.9 steals while shooting 52.5 percent from three-point range during the 2018-19 season, his second year at New Hampton School (N.H.) ... helped lead the prep school to a runner-up finish at the 2018 NEPSAC AAA Championship while averaging 16.1 points, 5.1 rebounds, 4.2 assists and 1.9 steals ... earned New England Preparatory School Athletic Council (NEPSAC) Class AAA first-team honors each of the past two seasons at the New Hampton School ... rated as the No. 10 prospect in New England by the New England Recruiting Report and the No. 2 player in the state. He was also the No. 34 point guard nationally according to Rivals.com ... spent three seasons at Bishop Ludden High School in Syracuse, N.Y., where he scored over 1,200 points. He averaged 19.8 points as a junior in 2016-17 while earning first-team All-Central New York honors.

Personal: Born Feb. 23, 2000 in Syracuse, N.Y. ... son of Porsche and Carzel Guardian is Victoria Woods ... has one brother, Joesph and one sister, Myeisha ... left-handed.

SEASON & CAREER STATISTICS

2019-20 SEASON	CAREER
0	Pts 0
0	FG Atts 0
0	FG Made 0
0	3PT-FG Atts 0
0	3PT-FG Made 0
0	FT Atts 0
0	FT Made 0
0	Rebs 0
0	Assts 0
0	Stls 0
0	Blks 0
0	Mins 0


MISCELLANEOUS STATISTICS

CATEGORY	2019-20	CAREER
Double-Figure Scoring Games	0	0
Double-Figure Rebounding Games	0	0
Double-Double Games	0	0
20-Point Scoring Games	0	0
Games Led Team in Scoring	0	0
Games Led Team in Rebounding	0	0
Games Led Team in Assists	0	0
Games With 3+ Assists	0	0
Games With 3+ Blocks	0	0
Games With 3+ Steals	0	0
Games With 3+ Three-Pointers	0	0

GAME-BY-GAME STATISTICS

2019-20 (FRESHMAN SEASON)

CAREER STATISTICS



#5 TREVOR MOORE

GUARD • 6-5 • 190 • JUNIOR • 2L • HOUSTON, TEXAS (PHILLIS WHEATLEY HS/SOUTH KENT PREP [CONN.]

MOMENTS

- » Tallied a career-high 14 points against UCF (2/6/18).
- » Hit a career-high four threes against UConn (2/22/18).
- » Pulled down a career-high eight rebounds against Richmond (11/2/17).

2018-19 Season (Sophomore): Played in 34 games as a reserve, averaging 2.3 points and 1.4 rebounds in 11.8 minutes ... scored a season-high 10 points with a pair of threes against South Carolina State (12/22) ... hit a trio of three-pointers for nine points vs. SMU (2/2) and at Tulsa (1/10) ... contributed five points with four assists and three steals in 22 minutes against Arkansas Pine-Bluff (11/27) ... grabbed a season-high five rebounds at Temple (1/27) ... named to the Bearcats Academic Honor Roll during the 2018 fall semester.

2017-18 Season (Freshman): Played in 35 games as a reserve, averaging 3.4 points and 1.7 rebounds in 11.9 minutes ... posted a season-high 14 points on 4-of-7 shooting with a pair of threes in 13 minutes against UCF (2/6) ... scored 12 points with a season-best four three-pointers in 19 minutes against UConn (2/22) ... tallied 12 points with three threes in 16 minutes against Memphis (12/31) ... scored 11 points with a pair of steals against Alabama State (11/27) ... produced nine points and grabbed a season-high eight rebounds against Richmond (11/21).

Prior to Cincinnati: Averaged 13 points, 6.5 rebounds and three assists during the 2016-17 season at South Kent Prep in Connecticut ... ranked as the seventh-best prospect in Connecticut for 2017 according to the New England Recruiting Report ... averaged 14.3 points while shooting 37.6 percent (56 of 149) from three-point range and 39.0 percent (67 of 172) from the field during 16 games for the 2016 Houston Defenders, an AAU squad on the Under Armour Association's 17U summer circuit ... made 35 three-pointers during the circuit's April-May schedule, ranking second among all guards ... three-time all-district selection at Phillis Wheatley High School, led the Greater Houston area in three-pointers made as a junior ... advanced to the 2017 NEPSAC Class AAA semifinals and the 2017 National Prep School Championship quarterfinals.

Personal: Born July 3, 1999 in Houston, Texas ... son of Renell and Ray Moore ... has two brothers, D'Ion and KJ, and two sisters, Alteria and Kenetra.

SEASON & CAREER STATISTICS

2018-19 Season		Career
10 vs. SC State, 12/22/18	Pts	14 vs. UCF, 2/6/18
10 vs. SC State, 12/22/18	FG Atts	10 vs. SC State, 12/22/18
4 vs. SC State, 12/22/18	FG Made	4, 4x (last vs. SC State, 12/22/18)
8 vs. SC State, 12/22/18	3PT-FG Atts	8, 2x (last vs. SC State, 12/22/18)
3, 2x (last vs. SMU, 2/2/19)	3PT-FG Made	4 vs. UConn, 2/22/18
2, 4x (last vs. Iowa, 3/22/19)	FT Atts	5, vs UCF, 2/6/18
2, 3x (last vs. Iowa, 3/22/19)	FT Made	4 vs UCF, 2/6/18
5 at Temple, 1/27/19	Rebs	8 vs. Richmond, 11/21/17
4 vs. Arkansas-Pine Bluff, 11/27/18	Assts	4 vs. Arkansas-Pine Bluff, 11/27/18
3, 2x (last at Tulsa, 1/10/19)	Stls	3, 2x (last at Tulsa, 1/10/19)
1 vs. Arkansas-Pine Bluff, 11/27/18	Blks	1, 3x (last vs. Ark.-Pine Bluff, 11/27/18)
26 at Tulsa, 1/10/19	Mins	26, 2x (last at Tulsa, 1/10/19)

MISCELLANEOUS STATISTICS

CATEGORY	2017-18	2018-19	2019-20	CAREER
Double-Figure Scoring Games	4	1	0	5
Double-Figure Rebounding Games	0	0	0	0
Double-Double Games	0	0	0	0
20-Point Scoring Games	0	0	0	0
Games Led Team in Scoring	1	0	0	1
Games Led Team in Rebounding	1	0	0	1
Games Led Team in Assists	0	0	0	0
Games With 3+ Assists	1	1	0	2
Games With 3+ Blocks	0	0	0	0
Games With 3+ Steals	0	2	0	2
Games With 3+ Three-Pointers	3	2	0	5

GAME-BY-GAME STATISTICS

2019-20 (JUNIOR SEASON)

CAREER STATISTICS

YEAR	GP-GS	MIN-AVG	TOTAL		3-PTERS		FT-FTA	PCT	REBOUNDS		PF-FO	AST	TO	BLK	STL	PTS-AVG
			FG-FGA	PCT	FG-FGA	PCT			OFF-DEF-TOT	AVG						
2017-18	35-0	418-11.9	35-105	.333	26-82	.317	23-34	.676	14-47-61	1.7	40-0	14	15	2	18	119-3.4
2018-19	34-0	402-11.8	27-85	.318	18-68	.265	7-9	.778	14-33-47	1.4	39-0	18	10	1	14	79-2.3
TOTAL	69-0	820-11.9	62-190	.326	44-150	.293	30-43	.698	28-80-108	1.6	79-0	32	25	3	32	198-2.9



#5 TREVOR MOORE

GUARD • 6-5 • 190 • JUNIOR • 2L • HOUSTON, TEXAS (PHILLIS WHEATLEY HS/SOUTH KENT PREP [CONN.]

GAME-BY-GAME STATISTICS

2018-19 (SOPHOMORE SEASON)

Opponent	Date	gs	min	Total		3-Pointers		Free throws		Rebounds				pf	a	t/o	blk	stl	pts	avg
				fg	pct	3fg	pct	ft	pct	off	def	tot	avg							
OHIO ST.	11/07/18	18	1-5	.200	0-3	.000	0-0	.000	0	2	2	2.0	1	0	0	0	1	2	2.0	
N.C. CENTRAL	11/13/18	16	1-3	.333	0-1	.000	1-1	1.000	0	0	0	1.0	2	1	0	0	0	3	2.5	
MILWAUKEE	11/16/18	10	0-1	.000	0-1	.000	0-0	.000	0	0	0	0.7	0	1	0	0	0	0	1.7	
WESTERN MICH.	11/19/18	10	0-0	.000	0-0	.000	2-2	1.000	1	1	2	1.0	0	1	0	0	0	2	1.8	
vs George Mason	11/23/18	5	0-0	.000	0-0	.000	0-0	.000	0	1	1	1.0	0	0	3	0	2	0	1.4	
ARK.-PINE BLUFF	11/27/18	22	2-4	.500	1-3	.333	0-0	.000	0	2	2	1.2	3	4	0	1	3	5	2.0	
at UNLV	12/01/18	7	1-2	.500	1-2	.500	0-0	.000	1	2	3	1.4	0	1	0	0	0	3	2.1	
NORTHERN KY.	12/04/18	12	0-1	.000	0-1	.000	0-0	.000	0	2	2	1.5	1	1	1	1	0	0	1.9	
XAVIER	12/08/18	7	1-1	1.000	1-1	1.000	0-0	.000	0	1	1	1.4	1	0	0	0	1	3	2.0	
at Mississippi State	12/15/18	4	0-1	.000	0-1	.000	0-0	.000	0	0	0	1.3	0	0	0	0	0	0	1.8	
UCLA	12/19/18	19	1-4	.250	1-3	.333	0-0	.000	0	3	3	1.5	2	0	0	0	2	3	1.9	
SOUTH CAROLINA ST.	12/22/18	22	4-10	.400	2-8	.250	0-0	.000	0	3	3	1.6	1	1	2	0	0	10	2.6	
TULANE	01/02/19	5	0-1	.000	0-1	.000	0-0	.000	0	0	0	1.5	0	0	0	0	0	0	2.4	
at ECU	01/05/19	6	2-4	.500	0-2	.000	0-0	.000	1	0	1	1.4	2	0	0	0	1	4	2.5	
at Tulsa	01/10/19	26	3-7	.429	3-7	.429	0-0	.000	1	2	3	1.5	2	0	0	0	3	9	2.9	
UCONN	01/12/19	10	0-1	.000	0-1	.000	0-0	.000	0	0	0	1.4	0	0	0	0	0	0	2.8	
SOUTH FLA.	01/15/19	10	0-2	.000	0-2	.000	0-0	.000	1	1	2	1.5	1	2	0	0	0	0	2.6	
at Wichita St.	01/19/19	8	0-1	.000	0-1	.000	0-0	.000	0	1	1	1.4	4	0	0	0	0	0	2.4	
TULSA	01/24/19	7	1-3	.333	1-3	.333	0-0	.000	0	1	1	1.4	1	0	1	0	0	3	2.5	
at Temple	01/27/19	17	1-2	.500	0-1	.000	0-0	.000	2	3	5	1.6	1	0	0	0	0	2	2.5	
SMU	02/02/19	17	3-6	.500	3-6	.500	0-0	.000	1	0	1	1.6	0	1	0	0	0	9	2.8	
at Memphis	02/07/19	12	1-2	.500	1-2	.500	0-0	.000	0	0	0	1.5	1	1	0	0	0	3	2.8	
at Houston	02/10/19	15	1-4	.250	1-3	.333	0-0	.000	1	0	1	1.5	1	1	0	0	1	3	2.8	
WICHITA ST.	02/17/19	11	0-1	.000	0-1	.000	0-0	.000	0	0	0	1.4	2	1	0	0	0	0	2.7	
UCF	02/21/19	13	0-1	.000	0-1	.000	0-0	.000	0	2	2	1.4	1	0	2	0	0	0	2.6	
at UConn	02/24/19	14	1-2	.500	1-2	.500	0-0	.000	1	0	1	1.4	2	0	0	0	0	3	2.6	
at SMU	02/27/19	11	1-4	.250	1-3	.333	0-0	.000	0	1	1	1.4	0	0	0	0	0	3	2.6	
MEMPHIS	03/02/19	15	0-2	.000	0-1	.000	0-2	.000	1	0	1	1.4	1	1	0	0	0	0	2.5	
at UCF	03/07/19	11	1-2	.500	1-2	.500	2-2	1.000	0	1	1	1.4	1	0	0	0	0	5	2.6	
HOUSTON	03/10/19	8	0-0	.000	0-0	.000	0-0	.000	0	1	1	1.4	2	0	0	0	0	0	2.5	
vs SMU	03/15/19	13	1-3	.333	0-1	.000	0-0	.000	2	2	4	1.5	1	0	1	0	0	2	2.5	
vs Wichita St.	03/16/19	8	0-2	.000	0-1	.000	0-0	.000	1	0	1	1.4	1	0	0	0	0	0	2.4	
vs Houston	03/17/19	4	0-0	.000	0-0	.000	0-0	.000	0	0	0	1.4	0	0	0	0	0	0	2.3	
vs Iowa	03/22/19	9	0-3	.000	0-3	.000	2-2	1.000	0	1	1	1.4	4	1	0	0	0	2	2.3	
Totals		0	402	27-85	.318	18-68	.265	7-9	.778	14	33	47	1.4	39	18	10	1	14	79	2.3

2017-18 (FRESHMAN SEASON)

Opponent	Date	gs	min	Total		3-Pointers		Free throws		Rebounds				pf	a	t/o	blk	stl	pts	avg
				fg	pct	3fg	pct	ft	pct	off	def	tot	avg							
SAVANNAH STATE	11/10/17	14	3-5	.600	2-4	.500	0-0	.000	1	1	2	2.0	1	0	1	0	0	8	8.0	
WESTERN CAROLINA	11/13/17	13	1-3	.333	1-3	.333	2-2	1.000	0	3	3	2.5	1	1	0	0	1	5	6.5	
COPPIN STATE	11/16/17	14	1-3	.333	1-3	.333	2-4	.500	1	1	2	2.3	1	0	1	0	2	5	6.0	
vs Buffalo	11/20/17	9	1-1	1.000	1-1	1.000	0-0	.000	0	1	1	2.0	2	0	0	0	0	3	5.3	
vs Richmond	11/21/17	24	3-6	.500	3-6	.500	0-0	.000	1	7	8	3.2	2	3	1	0	1	9	6.0	
vs Wyoming	11/22/17	15	1-3	.333	1-2	.500	0-0	.000	0	3	3	3.2	1	0	0	0	0	3	5.5	
ALABAMA STATE	11/27/17	15	3-7	.429	2-6	.333	3-4	.750	0	3	3	3.1	3	0	1	0	2	11	6.3	
at Xavier	12/02/17	9	0-3	.000	0-3	.000	0-0	.000	0	2	2	3.0	2	0	0	0	1	0	5.5	
MISSISSIPPI ST.	12/12/17	3	0-1	.000	0-1	.000	0-0	.000	0	0	0	2.7	1	0	0	0	0	0	4.9	
at UCLA	12/16/17	0	0-0	.000	0-0	.000	0-0	.000	0	0	0	2.4	0	0	0	0	0	0	4.4	
UA-PINE BLUFF	12/19/17	22	2-5	.400	1-3	.333	1-2	.500	1	3	4	2.5	1	2	1	0	2	6	4.5	
CLEVELAND STATE	12/21/17	9	1-3	.333	1-3	.333	0-0	.000	0	0	0	2.3	0	1	0	0	0	3	4.4	
MEMPHIS	12/31/17	16	4-7	.571	3-6	.500	1-2	.500	2	0	2	2.3	2	1	0	0	1	12	5.0	
at Temple	01/04/18	11	0-1	.000	0-1	.000	0-0	.000	2	1	3	2.4	1	0	1	0	2	0	4.6	
SMU	01/07/18	6	0-2	.000	0-1	.000	1-2	.500	1	0	1	2.3	1	0	1	0	0	1	4.4	
at USF	1/13/18	16	0-2	.000	0-0	.000	1-2	.500	0	1	1	2.2	1	0	0	0	1	1	4.2	
at UCF	1/16/18	14	1-3	.333	0-1	.000	1-2	.500	0	3	3	2.2	2	0	0	0	1	3	4.1	
ECU	01/20/18	10	0-2	.000	0-1	.000	2-2	1.000	0	0	0	2.1	0	0	0	0	1	2	4.0	
TEMPLE	01/24/18	13	2-6	.333	1-4	.250	0-1	.000	0	2	2	2.1	2	1	1	0	0	5	4.1	
at Memphis	1/27/18	26	2-4	.500	2-4	.500	2-2	1.000	0	3	3	2.2	2	1	0	0	0	8	4.3	
HOUSTON	01/31/18	7	0-2	.000	0-1	.000	1-2	.500	1	0	1	2.1	1	0	0	0	0	1	4.1	
at UCONN	2/3/18	10	0-1	.000	0-1	.000	0-0	.000	0	0	0	2.0	0	0	0	0	1	0	3.9	
UCF	02/06/18	13	4-7	.571	2-4	.500	4-5	.800	0	1	1	2.0	0	0	1	0	0	14	4.3	
at SMU	02/11/18	15	0-4	.000	0-4	.000	0-0	.000	0	1	1	1.9	1	0	2	1	0	0	4.2	
at Houston	2/15/18	10	0-1	.000	0-1	.000	0-0	.000	0	1	1	1.9	0	0	0	0	0	0	4.0	
WICHITA STATE	02/18/18	6	0-2	.000	0-1	.000	0-0	.000	1	0	1	1.8	0	0	0	0	0	0	3.8	
UCONN	02/22/18	19	4-8	.500	4-8	.500	0-0	.000	1	2	3	1.9	1	2	0	0	1	12	4.1	
TULSA	02/25/18	14	1-3	.333	0-2	.000	0-0	.000	1	0	1	1.9	0	0	2	0	0	2	4.1	
at Tulane	03/01/18	16	0-1	.000	0-1	.000	2-2	1.000	0	1	1	1.8	3	0	1	1	1	2	4.0	
at Wichita State	03/04/18	2	0-0	.000	0-0	.000	0-0	.000	0	0	0	1.8	0	0	0	0	0	0	3.9	
vs SMU	03/09/18	6	0-1	.000	0-0	.000	0-0	.000	1	2	3	1.8	1	1	0	0	0	0	3.7	
vs Memphis	3-10-18	7	0-0	.000	0-0	.000	0-0	.000	0	0	0	1.8	1	0	0	0	0	0	3.6	
vs Houston	3-11-18	7	0-2	.000	0-1	.000	0-0	.000	0	0	0	1.7	2	0	0	0	0	0	3.5	
vs Georgia State	03/16/18	11	0-4	.000	0-3	.000	0-0	.000	0	3	3	1.8	3	1	1	0	0	0	3.4	
vs Nevada	03/18/18	16	1-2	.500	1-2	.500	0-0	.000	0	1	1	1.7	1	0	0	0	0	3	3.4	
Totals		0	418	35-105	.333	26-82	.317	23-34	.676	14	47	61	1.7	40	14	15	2	18	119	3.4



#13 TREVON SCOTT

FORWARD • 6-8 • 225 • R-SENIOR • 3L • TOWNSEND, GA. (McINTOSH COUNTY ACADEMY)

CONFERENCE AWARDS

» All-Tournament Team (2019)

MOMENTS

» Notched 17 points and 12 rebounds against SMU (3/15/19) in the AAC Tournament Quarterfinals.
» Posted a career-high 22 points with 10 rebounds, making 12 of 13 free throws vs. Northern Kentucky (12/4/18).
» Recorded his first career double-double with 15 points and 10 rebounds against Milwaukee (11/16/18).

2019-20 Season (R-Senior): Posted six points, three rebounds and three assists in the exhibition win over Thomas More (10/31).

2018-19 Season (R-Junior): Started all 35 games, averaging 9.3 points, 6.9 rebounds and 1.5 assists in 30.6 minutes ... named to American Championship All-Tournament Team, averaging 13.7 points and a team-high 9.3 rebounds ... finished the season ranked among AAC leaders in in rebounds (seventh at 6.9), offensive rebounds (seventh at 2.3), defensive rebounds (ninth at 4.5), field goal percentage (14th at .472) and minutes played (19th at 30.6) ... registered five double-doubles on the season, including 17 points and a career-high 12 rebounds against SMU (3/15) in the quarterfinals of the AAC Tournament ... poured in a team-high 20 points on 9-of-15 shooting with a pair of threes and nine rebounds at UCF (3/7) ... achieved a career-high 22 points with 10 rebounds while making 12 of 13 free throws vs. Northern Kentucky (12/4) ... scored in double figures in 16 games ... led the Bearcats in rebounding in 19 games ... named to the Bearcats Academic Honor Roll and Dean's List during the 2019 spring semester.

2017-18 Season (R-Sophomore): Played in all 36 games as a reserve, averaging 3.1 points, 3.6 rebounds, and 0.9 assists in 12.5 minutes ... shot 55.4 percent (41 of 74) from the field ... scored a season-high 10 points on 3-of-7 shooting with six rebounds in 17 minutes at Tulane (3/1) ... posted nine points on 4-of-5 shooting with a season-high nine rebounds in 19 minutes against UConn (2/22) ... grabbed at least one rebound in 30 of 36 games ... named to the Bearcats Academic Honor Roll and Dean's List during the fall 2017 semester ... earned Legion of Excellence Award for team's highest grade-point average ... received 2018 Academic All-AAC honors.

2016-17 Season (R-Freshman): Played in 35 games as a reserve, averaging 3.1 points and 2.5 rebounds in 10.2 minutes ... shot 50 percent (45 of 90) from the field on the season ... scored a season-high 11 points on 5-of-10 shooting with seven rebounds and three assists in 18 minutes against Texas Southern (12/13) ... recorded 10 points on 5-of-5 shooting against Fairleigh Dickinson (12/17) ... registered 10 points on 5-of-6 shooting against Penn State (11/20) ... tallied nine points and nine rebounds with a season-best five assists and five blocks in a season-high 29 minutes against Lipscomb (11/26) ... recorded nine points, seven rebounds and a season-high five steals against USF (1/29) ... grabbed at least one rebound in 28 of 35 games played.

2015-16 Season (Redshirt): Did not see action.

Prior to Cincinnati: Named the Georgia Region 2A Player of the Year as a junior and senior ... tabbed first team all-region as a freshman and sophomore ... set the school scoring mark with 1,824 points while averaging 13.3 rebounds during his career at McIntosh County Academy in Darien, Georgia (population 1,880) ... averaged 21.6 points, 14.1 rebounds, 6.5 assists and 3.5 blocks as a senior ... posted 22.3 points, 13.7 rebounds, 6.7 assists and 3.7 blocks as a junior ... tabbed a three-star prospect by ESPN, Rivals.com and Scout.com and 247 Sports.

Personal: Born Nov. 25, 1996 in Brunswick, Georgia ... son of Anitra and Eddie Scott ... has two sisters, Jada and Jady, who signed NLLs to play for Cincinnati beginning in 2019-2020... right-handed ... first named pronounced "TREY-vaughn."

SEASON & CAREER STATISTICS

2018-19 SEASON		CAREER
22 vs. NKU, 12/4/18	Pts	22 vs. NKU, 12/4/18
17 vs. SMU, 3/15/19	FG Atts	17 vs. SMU, 3/15/19
9 at UCF, 3/7/19	FG Made	9 at UCF, 3/7/19
5 at Memphis, 2/7/19	3PT-FG Atts	5 at Memphis, 2/7/19
2, 3x (last vs. Wichita State, 3/16/19)	3PT-FG Made	2, 3x (last vs. Wichita State, 3/16/19)
13 vs. NKU, 12/4/18	FT Atts	13 vs. NKU, 12/4/18
12 vs. NKU, 12/4/18	FT Made	12 vs. NKU, 12/4/18
12 vs. SMU, 3/15/19	Rebs	12 vs. SMU, 3/15/19
4, 2x (last vs. Wichita State, 2/17/19)	Assts	6 vs. Western Carolina, 11/13/17
2, 5x (last vs. SMU, 3/15/19)	Stls	5 vs. USF, 1/29/17
2, 2x (last vs. Ole Miss, 11/24/18)	Blks	5 vs. Lipscomb, 11/26/16
39 at UCF, 3/7/19	Mins	39 at UCF, 3/7/19

MISCELLANEOUS STATISTICS

CATEGORY	2016-17	2017-18	2018-19	2019-20	CAREER
Double-Figure Scoring Games	3	1	16	0	20
Double-Figure Rebounding Games	1	0	7	0	8
Double-Double Games	0	0	5	0	5
20-Point Scoring Games	0	0	2	0	2
Games Led UC in Scoring	0	0	2	0	2
Games Led UC in Rebounding	2	5	19	0	26
Games Led UC in Assists	1	2	0	0	3
Games With 3+ Assists	2	6	8	0	16
Games With 3+ Blocks	1	0	0	0	1
Games With 3+ Steals	1	0	0	0	1
Games With 3+ Three-Pointers	0	0	0	0	0

CAREER STATISTICS

YEAR	GP-CS	MIN-AVG	TOTAL		3-PTERS		REBOUNDS		PF-FO		AST	TO	BLK	STL	PTS-AVG
			FG-FGA	PCT	FG-FGA	PCT	FT-FTA	PCT	OFF-DEF-TOT	AVG					
2016-17	35-0	356-10.2	45-90	.500	1-3	.333	16-32	.500	24-64-88	2.5	25-0	20	16	15	107-3.1
2017-18	36-0	449-12.5	41-74	.554	0-1	.000	28-47	.596	50-78-128	3.6	38-0	32	22	7	110-3.1
2018-19	35-35	1071-30.6	125-265	.472	12-39	.308	64-96	.667	82-158-240	6.9	60-1	52	39	19	326-9.3
TOTAL	106-35	1876-17.7	211-429	.492	13-43	.302	108-175	.617	156-300-456	4.3	123-1	104	77	41	543-5.1



#13 TREVON SCOTT

FORWARD • 6-8 • 225 • R-SENIOR • 3L • TOWNSEND, GA. (McINTOSH COUNTY ACADEMY)

GAME-BY-GAME STATISTICS

2019-20 (R-SENIOR SEASON)

2018-19 (R-JUNIOR SEASON)																					
Opponent	Date	gs	min	Total		3-Pointers		Free throws		Rebounds				pf	a	t/o	blk	stl	pts	avg	
				fg-fga	pct	3fg-fga	pct	ft-fa	pct	off	def	tot	avg								
OHIO ST.	11/07/18	*	29	2-5	.400	1-3	.333	3-4	.750	2	4	6	6.0	2	2	2	2	0	8	8.0	
N.C. CENTRAL	11/13/18	*	29	6-6	1.000	0-0	.000	0-0	.000	1	2	3	4.5	0	2	1	1	1	12	10.0	
MILWAUKEE	11/16/18	*	38	6-13	.462	1-3	.333	2-4	.500	2	8	10	6.3	1	2	1	0	2	15	11.7	
WESTERN MICH.	11/19/18	*	30	2-7	.286	0-0	.000	0-0	.000	1	2	3	5.5	3	2	0	0	1	4	9.8	
vs George Mason	11/23/18	*	37	7-9	.778	0-0	.000	0-1	.000	2	6	8	6.0	2	1	1	1	0	14	10.6	
vs Ole Miss	11/24/18	*	33	3-6	.500	0-0	.000	3-6	.500	2	7	9	6.5	3	0	1	2	1	9	10.3	
ARK.-PINE BLUFF	11/27/18	*	16	4-7	.571	0-0	.000	3-4	.750	2	5	7	6.6	3	1	4	0	1	11	10.4	
at UNLV	12/01/18	*	31	2-6	.333	0-0	.000	0-0	.000	0	2	2	6.0	5	0	3	0	1	4	9.6	
NORTHERN KY.	12/04/18	*	28	5-8	.625	0-0	.000	12-13	.923	3	7	10	6.4	0	3	1	1	0	22	11.0	
XAVIER	12/08/18	*	34	5-11	.455	0-0	.000	0-0	.000	2	8	10	6.8	2	0	0	1	1	10	10.9	
at Mississippi State	12/15/18	*	27	2-9	.222	0-0	.000	1-2	.500	1	3	4	6.5	4	0	1	1	1	5	10.4	
UCLA	12/19/18	*	21	2-5	.400	0-2	.000	3-4	.750	2	3	5	6.4	0	4	0	1	1	7	10.1	
SOUTH CAROLINA ST.	12/22/18	*	20	3-5	.600	0-0	.000	0-0	.000	4	1	5	6.3	0	2	1	0	0	6	9.8	
TULANE	01/02/19	*	24	3-11	.273	0-2	.000	1-2	.500	2	1	3	6.1	2	1	0	1	1	7	9.6	
at ECU	01/05/19	*	28	5-9	.556	0-1	.000	2-4	.500	3	6	9	6.3	3	3	2	0	1	12	9.7	
at Tulsa	01/10/19	*	31	5-7	.714	0-0	.000	2-2	1.000	2	7	9	6.4	1	1	2	0	2	12	9.9	
UCONN	01/12/19	*	34	1-7	.143	0-0	.000	0-0	.000	0	1	1	6.1	2	3	1	0	0	2	9.4	
SOUTH FLA.	01/15/19	*	31	4-5	.800	0-0	.000	4-4	1.000	1	3	4	6.0	3	0	0	1	2	12	9.6	
at Wichita St.	01/19/19	*	36	1-4	.250	0-0	.000	3-4	.750	4	6	10	6.2	1	1	2	1	0	5	9.3	
TULSA	01/24/19	*	28	6-7	.857	1-1	1.000	0-1	.000	2	9	11	6.5	1	1	0	0	1	13	9.5	
at Temple	01/27/19	*	29	5-8	.625	0-1	.000	3-5	.600	1	5	6	6.4	3	1	2	0	0	13	9.7	
SMU	02/02/19	*	27	1-1	1.000	0-0	.000	0-0	.000	3	0	3	6.3	3	2	1	0	0	2	9.3	
at Memphis	02/07/19	*	34	4-9	.444	2-5	.400	3-7	.429	3	6	9	6.4	1	3	0	0	1	13	9.5	
at Houston	02/10/19	*	35	1-4	.250	1-2	.500	0-0	.000	0	3	3	6.3	0	1	0	0	1	3	9.2	
WICHITA ST.	02/17/19	*	32	1-7	.143	0-0	.000	1-2	.500	3	5	8	6.3	1	4	0	1	1	3	9.0	
UCF	02/21/19	*	29	3-7	.429	1-2	.500	0-0	.000	3	2	5	6.3	1	2	2	1	1	7	8.9	
at UConn	02/24/19	*	29	2-7	.286	0-1	.000	1-2	.500	4	4	8	6.3	4	0	3	1	1	5	8.7	
at SMU	02/27/19	*	22	2-8	.250	0-2	.000	0-0	.000	4	6	10	6.5	0	2	2	0	0	4	8.6	
MEMPHIS	03/02/19	*	32	3-6	.500	0-1	.000	2-4	.500	3	4	7	6.5	0	1	2	1	2	8	8.6	
at UCF	03/07/19	*	39	9-15	.600	2-3	.667	0-1	.000	6	3	9	6.6	1	3	1	0	1	20	8.9	
HOUSTON	03/10/19	*	33	1-5	.200	0-2	.000	5-6	.833	3	5	8	6.6	3	0	1	0	0	7	8.9	
vs SMU	03/15/19	*	35	8-17	.471	0-2	.000	1-2	.500	5	7	12	6.8	0	1	1	0	2	17	9.1	
vs Wichita St.	03/16/19	*	39	4-11	.364	2-3	.667	2-4	.500	2	6	8	6.8	2	1	0	1	1	12	9.2	
vs Houston	03/17/19	*	34	3-5	.600	1-2	.500	5-6	.833	1	7	8	6.9	1	2	0	0	0	12	9.3	
vs Iowa	03/22/19	*	37	4-8	.500	0-1	.000	2-2	1.000	3	4	7	6.9	2	0	1	1	1	10	9.3	
Totals			35	1071	125-265	.472	12-39	.308	64-96	.667	82	158	240	6.9	60	52	39	19	29	326	9.3

2017-18 (R-SOPHOMORE SEASON)

Opponent	Date	gs	min	Total		3-Pointers		Free throws		Rebounds			pf	a	t/o	blk	stl	pts	avg	
				fg-fga	pct	3fg-fga	pct	ft-fa	pct	off	def	tot								avg
SAVANNAH STATE	11/10/17	12	1-2	500	0-0	.000	2-2	1,000	1	2	3	3.0	2	3	1	0	1	4	4.0	
WESTERN CAROLINA	11/13/17	18	2-2	1,000	0-0	.000	2-3	.667	1	5	6	4.5	3	6	3	1	2	6	5.0	
COPPIN STATE	11/16/17	12	2-2	1,000	0-0	.000	2-2	1,000	2	3	5	4.7	0	3	0	0	1	6	5.3	
vs Buffalo	11/20/17	6	0-0	.000	0-0	.000	0-0	.000	0	0	0	3.5	1	0	2	0	1	0	4.0	
vs Richmond	11/21/17	20	1-1	1,000	0-0	.000	2-4	.500	0	3	3	3.4	2	0	1	0	1	4	4.0	
vs Wyoming	11/22/17	12	1-2	500	0-0	.000	0-0	.000	0	4	4	3.5	0	0	1	0	0	2	3.7	
ALABAMA STATE	11/27/17	15	2-3	.667	0-0	.000	1-2	.500	3	4	7	4.0	0	1	1	0	0	5	3.9	
at Xavier	12/02/17	18	2-2	1,000	0-0	.000	0-0	.000	4	3	7	4.4	3	1	1	1	1	4	3.9	
vs Florida	12/09/17	19	0-1	.000	0-0	.000	0-0	.000	1	1	2	4.1	1	0	1	0	0	0	3.4	
MISSISSIPPI ST.	12/12/17	6	0-0	.000	0-0	.000	0-0	.000	0	0	0	3.7	1	1	0	0	0	0	3.1	
at UCLA	12/16/17	5	0-0	.000	0-0	.000	0-0	.000	1	0	1	3.5	1	0	0	0	0	0	2.8	
UA-PINE BLUFF	12/19/17	14	1-3	.333	0-0	.000	4-6	.667	4	1	5	3.6	0	3	0	0	2	6	3.1	
CLEVELAND STATE	12/21/17	10	1-1	1,000	0-0	.000	0-0	.000	0	0	0	3.3	0	0	0	0	1	0	2.3	
MEMPHIS	12/31/17	13	0-0	.000	0-0	.000	1-2	.500	2	1	3	3.3	0	3	0	0	0	1	2.9	
at Temple	01/04/18	4	0-0	.000	0-0	.000	2-2	1,000	1	1	2	3.2	0	0	4	0	0	2	2.8	
SMU	01/07/18	17	2-2	1,000	0-0	.000	0-2	.000	0	4	4	3.3	0	1	0	1	1	4	2.9	
at USF	1/13/18	8	0-0	.000	0-0	.000	1-2	.500	0	1	1	3.1	2	0	0	0	0	1	2.8	
at UCF	1/16/18	10	1-1	1,000	0-0	.000	0-0	.000	2	0	2	3.1	0	0	0	0	0	2	2.7	
ECU	01/20/18	14	1-2	.500	0-0	.000	3-6	.500	1	6	7	3.3	2	0	0	0	0	5	2.8	
TEMPLE	01/24/18	13	1-3	.333	0-0	.000	0-0	.000	4	2	6	3.4	2	0	1	1	1	2	2.8	
at Memphis	1/27/18	4	1-1	1,000	0-0	.000	0-0	.000	0	0	0	3.2	0	1	1	0	0	2	2.8	
HOUSTON	01/31/18	13	0-2	.000	0-0	.000	0-1	.000	2	2	4	3.3	1	0	0	0	0	0	2.6	
at UCONN	2/3/18	7	0-0	.000	0-0	.000	2-2	1,000	0	2	2	3.2	0	0	0	0	0	0	2.6	
UCF	02/06/18	14	2-4	.500	0-0	.000	0-1	.000	3	5	8	3.4	1	2	0	0	0	4	2.7	
at SMU	02/11/18	18	1-5	.200	0-1	.000	0-0	.000	3	2	5	3.5	2	4	0	0	1	2	2.6	
at Houston	2/15/18	6	1-1	1,000	0-0	.000	0-0	.000	0	0	0	3.3	0	0	1	0	0	2	2.6	
WICHITA STATE	02/18/18	4	1-1	1,000	0-0	.000	0-0	.000	0	0	0	3.2	1	0	0	0	0	2	2.6	
UCONN	02/22/18	19	4-5	.800	0-0	.000	1-4	.250	2	7	9	3.4	2	2	2	0	0	9	2.8	
TULSA	02/25/18	21	0-3	.000	0-0	.000	0-0	.000	3	4	7	3.6	3	0	1	1	0	0	2.7	
at Tulane	03/01/18	17	3-7	.429	0-0	.000	4-4	1,000	2	4	6	3.6	1	0	1	0	1	10	3.0	
at Wichita State	03/04/18	7	1-2	.500	0-0	.000	0-0	.000	2	1	3	3.6	0	0	0	0	0	2	2.9	
vs SMU	03/09/18	12	3-5	.600	0-0	.000	1-2	.500	2	1	3	3.6	0	0	0	0	0	7	3.1	
vs Memphis	3-10-18	18	3-6	.500	0-0	.000	0-0	.000	1	3	4	3.6	2	1	0	0	0	6	3.2	
vs Houston	3-11-18	16	0-2	.000	0-0	.000	0-0	.000	0	1	1	3.5	2	0	0	1	0	0	3.1	
vs Georgia State	03/16/18	10	1-1	1,000	0-0	.000	0-0	.000	1	2	3	3.5	0	0	0	0	0	2	3.0	
vs Nevada	03/18/18	17	2-2	1,000	0-0	.000	0-0	.000	2	3	5	3.6	3	0	0	0	0	4	3.1	
Totals		0	449	41-74	.554	0-1	.000	28-47	.596	50	78	128	3.6	38	32	22	7	15	110	3.1

2018-19 (R-JUNIOR SEASON)

Opponent	Date	Total			3-Pointers		Free throws		Rebounds											
		gs	min	fg-fga	pct	3fg-fga	pct	ft-fa	pct	off	def	tot	avg	pf	a	t/o	blk	stl	pts	avg
OHIO ST.	11/07/18	*	29	2-5	.400	1-3	.333	3-4	.750	2	4	6	6.0	2	2	2	2	0	8	8.0
N.C. CENTRAL	11/13/18	*	29	6-6	1.000	0-0	.000	0-0	.000	1	2	3	4.5	0	2	1	1	1	12	10.0
MILWAUKEE	11/16/18	*	38	6-13	.462	1-3	.333	2-4	.500	2	8	10	6.3	1	2	1	0	2	15	17.7
WINTERHURST	11/19/18	*	30	2-7	.286	0-0	.000	0-0	.000	1	2	3	5.5	3	2	0	0	1	4	9.8
vs George Mason	11/23/18	*	37	7-9	.778	0-0	.000	0-1	.000	2	6	8	6.0	2	1	1	1	0	14	10.6
vs Ole Miss	11/24/18	*	33	3-6	.500	0-0	.000	3-6	.500	2	7	9	6.5	3	0	1	2	1	9	10.3
ARK.-PINE BLUFF	11/27/18	*	16	4-7	.571	0-0	.000	3-4	.750	2	5	7	6.6	3	1	4	0	1	11	10.4
at UNLV	12/01/18	*	31	2-6	.333	0-0	.000	0-0	.000	0	2	2	6.0	5	0	3	0	1	4	9.6
NORTHERN KY.	12/04/18	*	28	5-8	.625	0-0	.000	12-13	.923	3	7	10	6.4	0	3	1	1	0	22	11.0
XAVIER	12/08/18	*	34	5-11	.455	0-0	.000	0-0	.000	2	8	10	6.8	2	0	0	1	1	10	10.9
at Mississippi State	12/15/18	*	27	2-9	.222	0-0	.000	1-2	.500	1	3	4	6.5	4	0	1	1	1	5	10.4
UCLA	12/19/18	*	21	2-5	.400	0-2	.000	3-4	.750	2	3	5	6.4	0	4	0	1	1	7	10.1
SOUTH CAROLINA ST.	12/22/18	*	20	3-5	.600	0-0	.000	0-0	.000	4	1	5	6.3	0	2	1	0	0	6	9.8
TULANE	10/02/19	*	24	3-11	.273	0-2	.000	1-2	.500	2	1	3	6.1	2	1	0	1	1	7	9.6
at ECU	01/05/19	*	28	5-9	.556	0-1	.000	2-4	.500	3	6	9	6.3	3	3	2	0	2	12	9.7
at Tulsa	01/10/19	*	31	5-7	.714	0-0	.000	2-2	1.000	2	7	9	6.4	1	1	2	0	2	12	9.9
UCONN	01/12/19	*	34	1-7	.143	0-0	.000	0-0	.000	0	1	1	6.1	2	3	1	0	0	2	9.4
SOUTH FLA.	01/15/19	*	31	4-5	.800	0-0	.000	4-4	1.000	1	3	4	6.0	3	0	0	1	2	12	9.6
at Wichita St.	01/19/19	*	36	1-4	.250	0-0	.000	3-4	.750	4	6	10	6.2	1	1	2	1	0	5	9.3
TULSA	01/24/19	*	28	6-7	.857	1-1	1.000	0-1	.000	2	9	11	6.5	1	1	0	0	1	13	9.5
at Temple	01/27/19	*	29	5-8	.625	0-1	.000	3-5	.600	1	5	6	6.4	3	1	2	0	0	13	9.7
SMU	02/02/19	*	27	1-1	1.000	0-0	.000	0-0	.000	3	0	3	6.3	3	2	1	0	0	2	9.3
at Memphis	02/07/19	*	34	4-9	.444	2-5	.400	3-7	.429	3	6	9	6.4	1	3	0	0	1	13	9.5
at Houston	02/10/19	*	35	1-4	.250	1-2	.500	0-0	.000	0	3	3	6.3	0	1	0	0	1	3	9.2
WICHITA ST.	02/17/19	*	32	1-7	.143	0-0	.000	1-2	.500	3	5	8	6.3	1	4	0	1	1	3	9.0
UCF	02/21/19	*	29	3-7	.429	1-2	.500	0-0	.000	3	2	5	6.3	1	2	2	1	1	7	8.9
at UConn	02/24/19	*	27	2-6	.286	0-1	.000	1-2	.500	4	4	8	6.3	4	0	3	1	1	5	8.7
at SMU	02/27/19	*	22	2-8	.250	0-2	.000	0-0	.000	4	6	10	6.5	0	2	2	0	0	4	8.6
MEMPHIS	03/02/19	*	32	3-6	.500	0-1	.000	2-4	.500	3	4	7	6.5	0	1	2	1	2	8	8.6
at UCF	03/07/19	*	39	9-15	.600	2-3	.667	0-1	.000	6	3	9	6.6	1	3	1	0	1	20	8.9
HOUSTON	03/10/19	*	33	1-5	.200	0-2	.000	5-6	.833	3	5	8	6.6	3	0	1	0	0	7	8.9
vs SMU	03/15/19	*	35	8-17	.471	0-2	.000	1-2	.500	5	7	12	6.8	0	1	1	0	2	17	9.1
vs Wichita St.	03/16/19	*	39	4-11	.364	2-3	.667	2-4	.500	2	6	8	6.8	2	1	0	1	1	12	9.2
vs Houston	03/17/19	*	34	3-5	.600	1-2	.500	5-6	.833	1	7	8	6.9	1	2	0	0	1	12	9.3
vs Iowa	03/22/19	*	37	4-8	.500	0-1	.000	2-2	1.000	3	4	7	6.9	2	0	1	1	1	10	9.3
Totals		35	1071	125-265	.472	12-39	.308	64-96	.667	82	158	240	6.9	60	52	39	19	29	326	9.3



#20 MAMOUDOU DIARRA

FORWARD • 6-9 • 220 • R-SOPHOMORE • 1L • BAMAKO, MALI (22 FEET ACADEMY [S.C.])

2018-19 Season (R-Freshman): Played in 20 games as a reserve, averaging 2.3 points and 1.9 rebounds in 6.9 minutes ... scored a season-high nine points on 4-of-6 shooting with a pair of rebounds and a block in 13 minutes against Arkansas-Pine Bluff (11/27) ... tallied eight points and five rebounds in 12 minutes against South Carolina State (12/22) ... scored six points and grabbed six rebounds in a season-high 15 minutes at UConn (2/24).

2017-18 Season (Redshirt): Played in seven games as a reserve, averaging 2.9 points, 1.9 rebounds and 0.7 blocks in 6.6 minutes ... scored a season-high nine points with six rebounds and a block in a season-high 12 minutes against Western Carolina (11/13) ... netted five points and a three-pointer with three rebounds in nine minutes against Coppin State (11/16) ... recorded a pair of blocks against Alabama State (11/27) ... scored in five of his seven games ... named to the Bearcat Honor Roll during the fall 2017 semester.

Prior to Cincinnati: Helped 22 Feet Academy to a 29-9 record in 2016-17 while earning First Team All-Grind Session accolades and averaging 18.5 points, 10.2 rebounds and 3.2 blocks ... honored as one of 30 campers from 23 countries invited to participate in the NBA's Basketball Without Borders Camp surrounding the 2015 NBA All-Star Game.

Personal: Born Oct. 4, 1997 in Bamako, Mali ... son of Mastan Baha and Salifou Diarra ... has one sister, Kadidia ... his aunt Marietou Diarra played professional basketball in France ... right-handed.

SEASON & CAREER STATISTICS

2018-19 SEASON

9 vs. Arkansas-Pine Bluff, 11/27/18	Pts	9, 2x (last vs. Ark.-Pine Bluff, 11/27/18)
6, 2x (last vs. SC State, 12/22/18)	FG Atts	6, 3x (last vs. SC State, 12/22/18)
4 vs. Arkansas-Pine Bluff, 11/27/18	FG Made	4 vs. Arkansas-Pine Bluff, 11/27/18
1, 2x (last vs. SC State, 12/22/18)	3PT-FG Atts	2 vs. Coppin State, 11/16/17
1 vs. Arkansas-Pine Bluff, 11/27/18	3PT-FG Made	1, 2x (last vs. Ark.-Pine Bluff, 11/27/18)
4 vs. Western Michigan, 11/19/18	FT Atts	4, 2x (last vs. Western Michigan, 11/19/18)
3 vs. Houston (3/10/19)	FT Made	3, 2x (last vs. Houston, 3/10/19)
6, 3x (last at UConn, 2/24/19)	Rebs	6, 4x (last at UConn, 2/24/19)
1, 4x (last at UCF, 3/7/19)	Assts	1, 6x (last at UCF, 3/7/19)
2 at UCF, 3/7/19	Stls	2 at UCF, 3/7/19
2 vs. Tulane, 1/2/19	Blks	2, 2x (last vs. Tulane, 1/2/19)
15 at UConn, 2/24/19	Mins	15 at UConn, 2/24/19

CAREER

MISCELLANEOUS STATISTICS

CATEGORY	2017-18	2018-19	2019-20	CAREER
Double-Figure Scoring Games	0	0	0	0
Double-Figure Rebounding Games	0	0	0	0
Double-Double Games	0	0	0	0
20-Point Scoring Games	0	0	0	0
Games Led Team in Scoring	0	0	0	0
Games Led Team in Rebounding	0	0	0	0
Games Led Team in Assists	0	0	0	0
Games With 3+ Assists	0	0	0	0
Games With 3+ Blocks	0	0	0	0
Games With 3+ Steals	0	0	0	0
Games With 3+ Three-Pointers	0	0	0	0

GAME-BY-GAME STATISTICS

2019-20 (R-SOPHOMORE SEASON)

2018-19 (R-FRESHMAN SEASON)

Opponent	Date	Total					3-Pointers		Free throws		Rebounds										
		gs	min	fg-fga	pct	ft-fa	pct	ft-fa	pct	off	def	tot	avg	pf	a	t/o	blk	stl	pts	avg	
N.C. CENTRAL	11/13/18	4	1-1	1,000	0-0	.000	0-0	.000	0-0	.000	0	2	2	2.0	1	0	0	0	0	2	2.0
WESTERN MICH.	11/19/18	12	0-2	.000	0-0	.000	2-4	.500	2	4	6	4.0	2	1	0	0	1	2	2.0	0	2.0
vs Ole Miss	11/24/18	2	0-0	.000	0-0	.000	0-0	.000	0	1	1	3.0	0	0	0	0	0	0	0	0	1.3
ARK.-PINE BLUFF	11/27/18	14	4-6	.667	1-1	1,000	0-0	.000	0	2	2	2.8	2	0	0	0	1	0	9	3.3	
UCLA	12/19/18	5	0-2	.000	0-0	.000	0-0	.000	0	1	1	2.4	0	1	0	0	0	0	0	0	2.6
SOUTH CAROLINA ST.	12/22/18	12	3-6	.500	0-1	.000	2-3	.667	1	4	5	2.8	1	0	0	0	0	0	8	3.5	
TULANE	01/02/19	12	2-4	.500	0-0	.000	0-0	.000	2	4	6	3.3	1	1	0	2	1	0	4	3.6	
at Tulsa	01/10/19	0	0-0	.000	0-0	.000	0-0	.000	0	0	0	2.9	0	0	0	0	0	0	0	0	3.1
SOUTH FLA.	01/15/19	3	0-1	.000	0-0	.000	0-0	.000	0	0	0	2.6	0	0	0	0	0	0	0	0	2.8
at Wichita St.	01/19/19	1	0-0	.000	0-0	.000	0-0	.000	0	0	0	2.3	0	0	0	0	0	0	0	0	2.5
TULSA	01/24/19	10	2-5	.400	0-0	.000	0-0	.000	1	0	1	2.2	3	0	0	1	0	0	4	2.6	
at Temple	01/27/19	2	0-0	.000	0-0	.000	0-0	.000	0	0	0	2.0	1	0	0	0	0	0	0	0	2.4
at Memphis	02/07/19	3	0-1	.000	0-0	.000	0-0	.000	0	2	2	2.0	0	0	0	0	0	0	0	0	2.2
at UConn	02/24/19	15	2-5	.400	0-0	.000	2-2	1,000	2	4	6	2.3	2	1	2	1	0	0	6	2.5	
at SMU	02/27/19	5	0-0	.000	0-0	.000	0-0	.000	0	0	0	1	2.2	0	0	0	0	0	1	0	2.3
at UCF	03/07/19	14	1-3	.333	0-0	.000	1-2	.500	2	1	3	2.3	0	1	0	1	2	3	2.4	0	2.4
HOUSTON	03/10/19	8	1-3	.333	0-0	.000	3-3	1,000	0	1	1	2.2	1	0	0	1	0	0	5	2.5	
vs SMU	03/15/19	8	0-1	.000	0-0	.000	0-0	.000	1	0	1	2.1	0	1	0	1	0	0	0	0	2.4
vs Wichita St.	03/16/19	5	1-1	1,000	0-0	.000	0-0	.000	0	0	0	2.0	0	0	0	1	1	0	2	2.4	
vs Iowa	03/22/19	3	0-1	.000	0-0	.000	0-0	.000	0	0	0	1.9	1	0	0	0	0	0	0	0	2.3
Totals		0	138	17-42	.405	1-2	.500	10-14	.714	11	27	38	1.9	15	6	4	8	5	45	2.3	

2017-18 (FRESHMAN SEASON)

Opponent	Date	gs	min	Total		3-Pointers		Free throws		Rebounds		pf	a	t/o	blk	stl	pts	avg		
				fg-fga	pct	fg-fga	pct	ft-fa	pct	off	def								tot	avg
SAVANNAH STATE	11/10/17	0	0-0	.000	0-0	.000	0-0	.000	0	0	0	0.0	0	1	0	0	0	0.0		
WESTERN CAROLINA	11/13/17	12	3-6	.500	0-0	.000	3-4	.750	2	4	6	3.0	1	0	0	0	9	4.5		
COPPIN STATE	11/16/17	9	1-5	.200	1-2	.500	2-2	1.000	1	2	3	3.0	0	1	1	0	5	4.7		
ALABAMA STATE	11/27/17	8	1-4	.250	0-0	.000	0-0	.000	1	1	2	2.8	1	0	0	2	1	2	4.0	
MISSISSIPPI ST.	12/12/17	1	0-0	.000	0-0	.000	0-0	.000	0	0	0	2.2	0	0	0	0	0	0	3.2	
UA-PINE BLUFF	12/19/17	12	1-3	.333	0-0	.000	0-0	.000	1	0	1	2.0	1	1	2	1	0	2	3.0	
MEMPHIS	12/31/17	4	1-2	.500	0-0	.000	0-0	.000	0	1	1	1.9	0	0	0	0	0	2	2.9	
Totals		0	46	7-20	.350	1-2	.500	5-6	.833	5	8	13	1.9	3	2	4	5	1	20	2.9

CAREER STATISTICS

YEAR	GP-GS	MIN-AVG	TOTAL FG-FGA	PCT	3-PTERS FG-FGA	PCT	FT-FTA	PCT	OFF-DEF-TOT	AVG	PF-FO	AST	TO	BLK	STL	PTS-AVG
2017-18	7-0	46-6.6	7-20	.350	1-2	.500	5-6	.833	5-8-13	1.9	3-0	2	4	5	1	20-2.9
2018-19	20-0	138-6.9	17-42	.405	1-2	.500	10-14	.714	11-27-38	1.9	15-0	6	4	8	5	45-2.3
TOTAL	27-0	184-6.8	24-62	.387	2-4	.500	15-20	.750	16-35-51	1.9	18-0	8	8	13	6	65-2.4



#21 JAEVIN CUMBERLAND

GUARD • 6-3 • 185 • GRADUATE • TR • WILMINGTON, OHIO (WILMINGTON HS/OAKLAND)

CONFERENCE AWARDS

- » All-Tournament Team (2019)
- » Player of the Week (1x: 1/21/19)

MOMENTS

- » Scored a career-high 31 points against Oral Roberts (11/24/18), going 15 of 15 from the free throw line.
- » Hit seven three-pointers as part of 27-point effort vs. Northern Kentucky in the Motor City Madness Tournament (3/11/19).

2019-20 Season (Grad Transfer): Went 5-of-5 from the field with a trio of three-pointers in the exhibition win over Thomas More (10/31).

Prior to Cincinnati: Graduate transfer who averaged 17.2 points and 3.5 assists while shooting 39.9 percent (109 of 273) from three-point range as a redshirt junior with Oakland ... ranked among the nation's leaders in minutes played (22nd at 37.1), three-pointers per game (22nd at 3.3), three-pointers attempted (28th at 27.3), three-point field goal percentage (50th at 39.9) and free throw percentage (51st at 85.4 percent) during the 2018-19 season ... completed the season having made at least one three-pointer in 33 consecutive games, the 13th longest streak in the nation ... ranked among Horizon League leaders in minutes played (second at 37.1), assist-to-turnover ratio (third at 1.9), free throw percentage (tied for fourth at .854), three-point percentage (sixth at .399), points (tied for sixth at 17.2) and assists (ninth at 3.5) ... named to the Horizon League's 2019 Motor City Madness All-Tournament Team after averaging 25 points and shooting 52.3 percent (11 of 21) from beyond the arc ... scored a career-high 31 points, including 15 of 15 free throws, against Oral Roberts ... tallied a game-high 27 points with seven threes against Brannen's Northern Kentucky squad in the league tournament semifinals ... made 26 consecutive free throws from Nov. 23 to Dec. 6 during 2018-19 season ... appeared in eight games during 2017-18 (junior season) before sitting out the remainder of the year due to injury ... saw action in eight games as a reserve, averaging 1.1 points, 1.3 rebounds and 0.8 assists in 9.3 minutes during 2017-18 ... played in 25 games as a reserve, averaging 2.7 points, 0.4 rebounds and 0.3 assists in 6.8 minutes in 2016-17 (sophomore season) ... played in 30 games as a reserve, averaging 1.3 points, 0.4 rebounds and 0.3 assists in 5.4 minutes in 2015-16 (freshman season) ... tabbed an Associated Press All-Ohio Division I First Team selection in 2014-15, he averaged 22.5 points at Wilmington High School, helping the Hurricane to a sectional championship as a senior ... finished his career with 1,846 points, most in school history.

Personal: Born March 10, 1996 in Wilmington, Ohio ... son of Shannon and

SEASON & CAREER STATISTICS

2018-19 SEASON

31 vs. Oral Roberts, 11/24/18	Pts	31 vs. Oral Roberts, 11/24/18#
21 vs. Youngstown State, 3/6/18	FG Atts	21 vs. Youngstown State, 3/6/18#
8, 4x (last vs. NKU, 3/11/19)	FG Made	8, 4x (last vs. NKU, 3/11/19)#
15 vs. Youngstown State, 1/31/19	3PT-FG Atts	15 vs. Youngstown State, 1/31/19#
7, 2x (last vs. NKU, 3/11/19)	3PT-FG Made	7, 2x (last vs. NKU, 3/11/19)#
15 vs. Oral Roberts, 11/24/18	FT Atts	15 vs. Oral Roberts, 11/24/18#
15 vs. Oral Roberts, 11/24/18	FT Made	15 vs. Oral Roberts, 11/24/18#
8 vs. Defiance, 11/19/18	Rebs	8 vs. Defiance, 11/19/18#
9 vs. Defiance, 11/19/18	Assts	9 vs. Defiance, 11/19/18#
3, 5x (last vs. NKU, 3/11/19)	Stls	3, 5x (last vs. NKU, 3/11/19)#
2 vs. Milwaukee, 1/10/19	Blks	2 vs. Milwaukee, 1/10/19#
40, 6x (last vs. NKU, 3/11/19)	Mins	40, 6x (last vs. NKU, 3/11/19)#

- Statistics from playing career at Oakland

MISCELLANEOUS STATISTICS

CATEGORY	15-16	16-17	17-18	18-19	19-20	CAREER
Double-Figure Scoring Games	0	2	0	28	0	30
Double-Figure Rebounding Games	0	0	0	0	0	0
Double-Double Games	0	0	0	0	0	0
20-Point Scoring Games	0	0	0	10	0	10
Games Led Team in Scoring	0	0	0	11	0	11
Games Led Team in Rebounding	0	0	0	1	0	1
Games Led Team in Assists	0	0	0	9	0	9
Games With 3+ Assists	0	0	1	23	0	24
Games With 3+ Blocks	0	0	0	0	0	0
Games With 3+ Steals	0	0	0	5	0	5
Games With 3+ Three-Pointers	0	1	0	19	0	20

GAME-BY-GAME STATISTICS

2019-20 (GRAD TRANSFER SEASON)

CAREER STATISTICS

YEAR	GP-GS	MIN-AVG	TOTAL		3-PTERS		REBOUNDS		PF-FO	AST	TO	BLK	STL	PTS-AVG		
			FG-FGA	PCT	FG-FGA	PCT	FT-FTA	PCT							OFF-DEF-TOT	AVG
2015-16*	30-0	162-5.4	12-28	.429	6-16	.375	10-13	.769	5-8-13	0.4	22-0	9	7	0	3	40-1.3
2016-17*	25-0	170-6.8	17-45	.378	13-31	.419	21-27	.778	2-9-11	0.4	14-0	7	7	1	5	68-2.7
2017-18*	8-0	74-9.3	2-14	.143	1-7	.143	4-7	.571	4-6-10	1.3	7-0	6	6	0	2	9-1.1
2018-19*	33-33	1223-37.1	173-407	.425	109-273	.399	111-130	.854	14-82-96	2.9	69-0	114	60	6	37	566-17.2
TOTAL	96-33	1629-17.0	204-494	.413	129-327	.394	146-177	.825	25-105-130	13.5	112-0	136	80	7	47	683-7.1

* - Statistics from playing career at Oakland



#21 JAEVIN CUMBERLAND

GUARD • 6-3 • 185 • GRADUATE • TR • WILMINGTON, OHIO (WILMINGTON HS/OAKLAND)

GAME-BY-GAME STATISTICS

2018-19 (R-JUNIOR SEASON - OAKLAND)

Opponent	Date	S	Min	TOTAL		3PTERS		REBOUNDS								Pts-Avg
				FG-FGA	Pct	3FG-FGA	Pct	FT-FTA	Pct	Off-Def-Tot	Avg	PF-FO	A	TBk	Stl	
TOLEDO	11/9/18	*	39	5-10	.500	4-9	.444	0-0	.000	0-0-0	0.0	3-0	6	1	0	2 14-14.0
W. MICHIGAN	11/13/18	*	40	2-9	.222	2-7	.286	2-2	1.000	0-1-1	0.5	2-0	4	1	0	0 8-11.0
at UNLV	11/16/18	*	36	4-8	.500	1-2	.500	3-3	1.000	1-2-3	1.3	1-0	3	1	0	0 12-11.3
DEFIANCE	11/19/18	*	34	6-13	.462	4-10	.400	0-2	.000	2-6-8	3.0	2-0	9	0	0	1 16-12.5
JAMES MADISON	11/23/18	*	35	3-11	.273	1-5	.200	2-2	1.000	0-0-0	2.4	0-0	4	0	0	0 9-11.8
ORAL ROBERTS	11/24/18	*	37	7-12	.583	2-6	.333	15-15	1.000	0-2-2	2.3	1-0	3	1	1	3 31-15.0
NORTHERN ILLINOIS	11/25/18	*	36	6-13	.462	3-5	.600	4-4	1.000	0-1-1	2.1	2-0	0	4	0	1 19-15.6
at Xavier	12/1/18	*	37	3-11	.273	2-7	.286	0-0	.000	0-0-0	1.9	1-0	4	3	0	0 8-14.6
at Fairfield	12/6/18	*	40	4-10	.400	4-8	.500	5-5	1.000	1-1-2	1.9	1-0	5	2	0	1 17-14.9
at Northeastern	12/8/18	*	37	7-14	.500	5-9	.556	2-5	.400	1-1-2	1.9	4-0	3	1	0	3 21-15.5
at HARTFORD	12/16/18	*	39	8-15	.533	7-12	.583	3-4	.750	0-2-2	1.9	2-0	6	2	0	0 26-16.5
at Georgia	12/18/18	*	38	5-12	.417	4-9	.444	0-0	.000	0-1-1	1.8	2-0	2	4	0	2 14-16.3
NORTHERN KY	1/3/19	*	38	5-14	.357	1-9	.111	4-4	1.000	0-3-3	2.3	2-0	6	3	0	1 15-16.4
at Cleveland State	12/28/18	*	39	8-15	.533	4-10	.400	7-8	.875	2-5-7	2.4	1-0	2	2	0	1 27-16.8
at Youngstown S.	12/30/18	*	36	4-11	.364	3-7	.429	2-2	1.000	0-0-0	2.3	2-0	3	3	0	0 13-16.5
at Northeastern	1/2/19	*	37	4-11	.364	3-8	.375	9-10	.900	1-2-3	2.4	3-0	6	2	0	2 20-17.3
WRIGHT STATE	1/5/19	*	36	8-14	.571	6-10	.600	4-4	1.000	0-3-3	2.4	3-0	2	2	0	1 26-17.0
MILWAUKEE	1/10/19	*	40	7-18	.389	5-14	.357	0-0	.000	0-3-3	2.4	2-0	3	2	2	0 19-17.1
GREEN BAY	1/12/19	*	38	4-11	.364	3-8	.375	9-10	.900	1-2-3	2.4	3-0	6	2	0	2 20-17.3
at Detroit Mercy	1/19/19	*	40	7-15	.467	6-13	.462	4-5	.800	0-2-2	2.4	0-0	2	2	0	2 24-17.6
at IUPUI	1/24/19	*	38	7-20	.350	4-13	.308	0-0	.000	0-4-4	2.5	4-0	1	0	0	0 18-17.6
at UIC	1/26/19	*	34	4-7	.571	3-6	.500	2-2	1.000	0-5-5	2.6	3-0	5	1	1	1 13-17.4
YOUNGSTOWN ST	1/31/19	*	37	6-21	.286	2-15	.133	5-5	1.000	3-2-5	2.7	2-0	3	0	0	1 19-17.5
CLEVELAND STATE	2/2/19	*	34	5-12	.417	2-5	.400	8-8	1.000	1-3-4	2.8	1-0	4	1	1	0 20-17.6
at Wright State	2/7/19	*	38	7-11	.636	5-7	.714	0-0	.000	0-3-3	2.8	0-0	4	3	0	1 19-17.6
at Northern Ky.	2/9/19	*	37	6-13	.462	2-6	.333	2-2	1.000	0-1-1	2.7	4-0	0	1	0	3 16-17.6
at Green Bay	2/14/19	*	34	3-12	.250	2-7	.286	0-0	.000	0-2-2	2.7	4-0	3	1	0	1 8-17.2
at Milwaukee	2/16/19	*	37	3-10	.300	2-8	.250	1-2	.500	0-3-3	2.7	3-0	2	0	0	1 9-16.9
DETROIT MERCY	2/23/19	*	37	3-9	.333	2-8	.250	6-6	1.000	1-1-2	2.7	4-0	3	0	0	0 14-16.8
UIC	2/28/19	*	35	4-8	.500	1-4	.250	7-9	.778	0-6-6	2.8	3-0	6	7	1	3 16-16.8
IUPUI	3/2/19	*	36	4-10	.400	2-7	.286	2-2	1.000	0-3-3	2.8	0-0	4	1	0	2 12-16.6
YOUNGSTOWN ST	3/6/19	*	40	6-13	.462	4-7	.571	7-11	.636	0-5-5	2.8	3-0	2	2	0	1 23-16.8
vs Northern Ky.	3/11/19	*	40	8-16	.500	7-14	.500	4-6	.667	0-5-5	2.9	2-0	3	4	0	3 27-17.2
Totals			33	1223	173-407	.425	109-273	.399	111-130	.854	14-82-96	2.9	69-0	114	60	6 37 566-17.2

2017-18 (JUNIOR SEASON - OAKLAND)

Opponent	Date	S	Min	TOTAL		3PTERS		REBOUNDS								Pts-Avg
				FG-FGA	Pct	3FG-FGA	Pct	FT-FTA	Pct	Off-Def-Tot	Avg	PF-FO	A	TBk	Stl	
FORT WAYNE	11/10/17		10	0-2	.000	0-1	.000	0-0	.000	0-0-0	0.0	1-0	0	0	0	0 0-0.0
NEW ORLEANS	11/13/17		11	0-1	.000	0-1	.000	1-3	.333	1-2-3	1.5	1-0	1	1	0	1 1-0.5
at TOLEDO	11/18/17		7	0-2	.000	0-0	.000	0-0	.000	0-1-1	1.3	0-0	0	0	0	0 0-0.3
at Syracuse	11/20/17		9	0-1	.000	0-1	.000	0-0	.000	0-0-0	1.0	3-0	1	2	0	0 0-0.3
at Kansas	11/24/17		3	0-1	.000	0-1	.000	0-0	.000	0-0-0	0.8	0-0	0	0	0	0 0-0.2
at ORU	11/27/17		15	1-4	.250	1-2	.500	3-4	.750	1-0-1	0.8	1-0	1	3	0	0 6-1.2
TEXAS SOUTHERN	11/29/17		13	1-3	.333	0-1	.000	0-0	.000	0-3-3	1.1	1-0	3	0	0	1 2-1.3
CHICAGO STATE	12/9/17		6	0-0	.000	0-0	.000	0-0	.000	2-0-2	1.3	0-0	0	0	0	0 0-1.1
Totals			0	74	2-14	.143	1-7	.143	4-7	.571	4-6-10	1.3	7-0	6	6	0 2 9-1.1

2016-17 (SOPHOMORE SEASON - OAKLAND)

Opponent	Date	S	Min	TOTAL		3PTERS		REBOUNDS								Pts-Avg
				FG-FGA	Pct	3FG-FGA	Pct	FT-FTA	Pct	Off-Def-Tot	Avg	PF-FO	A	TBk	Stl	
BOWLING GREEN	11/11/16		4	0-0	.000	0-0	.000	0-0	.000	0-0-0	0.0	1-0	1	0	0	0 0-0.0
W. MICHIGAN	11/14/16		2	0-1	.000	0-1	.000	0-0	.000	0-0-0	0.0	0-0	0	0	0	0 0-0.0
GOSHEN	11/18/16		15	5-8	.625	4-5	.800	2-4	.500	1-0-1	0.3	0-0	0	0	1	1 16-5.3
CHICAGO STATE	11/19/16		7	1-2	.500	0-1	.000	2-2	.000	0-3-3	1.0	0-0	0	0	0	0 4-5.0
vs Nevada	11/23/16		6	1-3	.333	0-2	.000	2-2	1.000	0-0-0	0.8	0-0	0	0	0	0 4-4.8
at Alaska Anchorage	11/25/16		3	0-0	.000	0-0	.000	0-0	.000	0-0-0	0.7	2-0	0	1	0	0 0-0.0
ORAL ROBERTS	12/1/16		16	1-2	.500	1-2	.500	1-2	.500	0-2-2	0.9	2-0	0	1	0	1 4-4.0
SOUTHERN UTAH	12/3/16		9	1-5	.200	0-2	.000	3-4	.750	0-0-0	0.8	0-0	1	0	0	0 5-4.1
at Robert Morris	12/10/16		4	0-1	.000	0-0	.000	0-0	.000	0-0-0	0.7	0-0	0	1	0	0 0-3.7
at Michigan State	12/21/16		2	0-0	.000	0-0	.000	0-0	.000	0-0-0	0.6	0-0	0	1	0	0 0-3.3
DETROIT MERCY	1/13/17		3	0-0	.000	0-0	.000	0-0	.000	0-0-0	0.5	0-0	1	1	0	0 0-3.0
CLEVELAND STATE	1/16/17		7	0-1	.000	0-1	.000	2-2	1.000	1-1-2	0.7	4-0	1	0	0	1 2-2.9
at Northern Ky	1/20/17		9	0-2	.000	0-1	.000	0-0	.000	0-0-0	0.6	0-0	0	0	0	0 0-2.7
at Wright State	1/22/17		12	2-4	.500	2-3	.667	2-2	1.000	0-0-0	0.6	1-0	0	1	0	0 8-3.1
GREEN BAY	1/27/17		5	0-1	.000	0-1	.000	0-2	.000	0-0-0	0.5	0-0	0	1	0	0 0-2.9
MILWAUKEE	1/29/17		3	0-0	.000	0-0	.000	0-0	.000	0-0-0	0.5	0-0	0	0	0	0 0-2.7
at Youngstown St	2/2/17		8	0-3	.000	0-2	.000	0-0	.000	0-0-0	0.5	0-0	1	0	0	0 0-2.5
at Cleveland State	2/4/17		3	0-0	.000	0-0	.000	0-0	.000	0-0-0	0.4	0-0	0	0	0	0 0-2.4
VALPARAISO	2/17/17		4	1-1	1.000	1-1	1.000	0-0	.000	0-1-1	0.5	0-0	0	1	0	0 3-2.4
UIC	2/19/17		4	1-2	.500	1-2	.500	0-0	.000	0-0-0	0.5	0-0	0	0	0	0 3-2.5
YOUNGSTOWN ST	2/21/17		7	1-4	.250	1-2	.500	0-0	.000	0-1-1	0.5	0-0	0	0	0	2 3-2.5
at Green Bay	2/24/17		4	0-1	.000	0-1	.000	0-0	.000	0-1-1	0.5	0-0	0	0	0	0 0-2.4
at Milwaukee	2/26/17		7	1-2	.5000	1-2	.500	0-0	.000	0-0-0	0.5	2-0	0	0	0	0 3-2.4
at Clemson	3/14/17		4	0-0	.000	0-0	.000	0-0	.000	0-0-0	0.5	0-0	0	0	0	0 0-2.3
at Richmond	3/19/17		22	2-2	1.000	2-2	1.000	7-7	1.000	0-0-0	0.4	1-0	1	0	0	0 13-2.7
Totals			0	170	17-45	.378	13-31	.419	21-27	.778	2-9-11	0.4	14-0	7	7	1 5 68-2.7

2015-16 (FRESHMAN SEASON - OAKLAND)

Opponent	Date	S	Min	TOTAL		3PTERS			REBOUNDS							
				FG-FGA	Pct	3FG-FGA	Pct	FT-FTA	Pct	Off-Def-Tot	Avg	PF-FO	A	TBk	Stl	Pts-Avg
EASTERN MICHIGAN	11/18/15		12	1-3	.333	1-3	.333	0-0	.000	0-0-0	0.0	1-0	0	1	0	3-3.0
at Colorado State	11/22/15		2	0-0	.000	0-0	.000	0-0	.000	0-0-0	0.0	1-0	0	0	0	0-1.5
at Southern Illinois	11/24/15		8	0-1	.000	0-0	.000	0-0	.000	0-0-0	0.0	1-0	0	0	0	0-1.0
vs Alcorn State	11/27/15		8	0-0	.000	0-0	.000	0-2	.000	0-3-3	0.8	1-0	0	1	0	0-0.8
vs Abilene Christian	11/28/15		13	2-3	.667	0-1	.000	1-1	1.000	0-0-0	0.6	1-0	1	0	0	1 5-1.6
at Georgia	12/1/15		1	0-0	.000	0-0	.000	0-0	.000	1-1-2	0.8	0-0	0	1	0	0-1.3
at Robert Morris	12/5/15		3	0-1	.000	0-1	.000	0-0	.000	0-0-0	0.7	0-0	0	1	0	0-1.1
BINGHAMTON	12/7/15		5	0-0	.000	0-0	.000	0-0	.000	0-0-0	0.6	0-0	0	0	0	0-1.0
at Toledo	12/12/15		1	0-0	.000	0-0	.000	0-0	.000	0-0-0	0.6	0-0	0	0	0	0-0.9
at Washington	12/19/15		3	0-0	.000	0-0	.000	0-0	.000	0-0-0	0.5	0-0	0	0	0	0-0.8
MICHIGAN STATE	12/22/15		1	0-0	.000	0-0	.000	0-0	.000	0-0-0	0.5	0-0	0	0	0	0-0.7
CHICAGO STATE	12/28/15		4	0-0	.000	0-0	.000	0-0	.000	0-0-0	0.4	0-0	0	0	0	0-0.7
at Virginia	12/30/15		3	0-1	.000	0-1	.000	0-0	.000	0-0-0	0.4	0-0	0	0	0	0-0.6
CLEVELAND STATE	1/2/16		3	0-2	.000	0-0	.000	0-0	.000	0-0-0	0.4	1-0	0	0	0	0-0.6
UIC	1/10/16		12	1-2	.500	1-2	.500	1-2	.500	0-1-1	0.4	2-0	0	0	0	4-0.8
NORTHERN KY	1/19/16		4	0-0	.000	0-0	.000	0-0	.000	0-0-0	0.4	0-0	0	0	1	0-0.8
at Green Bay	1/23/16		3	0-0	.000	0-0	.000	0-0	.000	0-0-0	0.4	0-0	0	0	0	0-0.7
at Milwaukee	1/25/16		2	0-0	.000	0-0	.000	0-0	.000	0-0-0	0.3	1-0	0	0	0	0-0.7
WRIGHT STATE	1/29/16		7	1-2	.500	1-1	1.000	0-0	.000	0-1-1	0.4	2-0	1	0	0	3-0.8
at Northern Ky	2/1/16		5	1-1	1.000	1-1	1.000	0-0	.000	0-0-0	0.4	0-0	2	0	0	3-0.9
at Youngstown St	2/4/16		11	2-5	.400	1-3	.333	2-2	1.000	1-2-3	0.5	0-0	1	0	1	7-1.2
at Cleveland State	2/6/16		2	0-0	.000	0-0	.000	0-0	.000	0-0-0	0.5	1-0	0	0	0	0-1.1
MILWAUKEE	2/11/16		4	2-2	1.000	0-0	.000	0-0	.000	1-0-1	0.5	0-0	0	0	0	4-1.3
GREEN BAY	2/13/16		9	0-1	.000	0-1	.000	4-4	1.000	0-0-0	0.5	1-0	1	1	0	4-1.4
at Wright State	2/15/16		4	0-1	.000	0-0	.000	0-0	.000	0-0-0	0.4	2-0	0	1	0	0-1.3
at Valparaiso	2/19/16		1	0-0	.000	0-0	.000	0-0	.000	0-0-0	0.4	0-0	0	0	0	0-1.3
vs Wright State	3/7/16		0	0-0	.000	0-0	.000	0-0	.000	0-0-0	0.4	0-0	0	0	0	0-1.2
vs Towson	3/28/16		11	0-0	.000	0-0	.000	2-2	1.000	1-0-1	0.4	4-0	0	1	0	2-1.3
vs ETSU	3/29/16		10	1-2	.500	0-1	.000	0-0	.000	0-0-0	0.4	1-0	2	0	0	2-1.3
vs Old Dominion	3/30/16		11	0-1	1.000	1-1	1.000	0-0	.000	1-0-1	0.4	2-0	1	0	0	3-1.3
Totals		0	162	12-28	.429	6-16	.375	10-13	.769	5-8-13	0.4	22-0	9	7	0	3 40-1.3



#23 ZACH HARVEY

GUARD • 6-5 • 195 • FRESHMAN • HS • TOPEKA, KAN. (HAYDEN HS/PROLIFIC PREP ACADEMY)

Prior to Cincinnati: Originally reclassified to the 2020 class in September 2018 before reverting to the 2019 class ... as a 2020 prospect, tabbed a four-star prospect by 247Sports.com (No. 48) and Rivals.com (No. 50) ... was listed as the ninth-best shooting guard in the nation for the 2020 class by 247Sports.com ... attended Prolific Prep Academy in Napa, Calif., during the 2018-19 season, averaging 16.5 points, 4.9 assists and 4.8 rebounds through 11 games before an ankle injury sidelined him for the remainder of the year ... his squad posted a 29-7 record, advancing to the semifinals of the Grind Session National Championship ... played on the Under Armour Circuit for KC Run GMC during the 2018 summer, averaging 16.3 points and 3.6 rebounds while shooting 45.7 percent from the floor and 36.7 percent from three-point range ... earned class 4A-II all-state honors from both the Topeka Capital-Journal and Wichita Eagle as a junior after helping lead Hayden High School in Topeka to the state championship in 2017-18 ... averaged 23.1 points and scored a game-high 34 points with six three-pointers in the state championship game ... participated in the 2016 USA Basketball Junior National Team October minicamp and 2017 USA Basketball Men's U16 National Team training camp.

Personal: Born Feb. 23, 2001 in Kansas City, Kan. ... son of Jennifer Dieterich and DeCorey Harvey ... has one brother, Noah Jacobson ... mother played basketball at Kansas ... uncle, Jeff Dieterich, was a member of track and field team (threw the javelin) at Kansas ... right-handed.

SEASON & CAREER STATISTICS

2019-20 SEASON	CAREER	
0	Pts	0
0	FG Atts	0
0	FG Made	0
0	3PT-FG Atts	0
0	3PT-FG Made	0
0	FT Atts	0
0	FT Made	0
0	Rebs	0
0	Assts	0
0	Stls	0
0	Blks	0
0	Mins	0

MISCELLANEOUS STATISTICS

CATEGORY	2019-20	CAREER
Double-Figure Scoring Games	0	0
Double-Figure Rebounding Games	0	0
Double-Double Games	0	0
20-Point Scoring Games	0	0
Games Led Team in Scoring	0	0
Games Led Team in Rebounding	0	0
Games Led Team in Assists	0	0
Games With 3+ Assists	0	0
Games With 3+ Blocks	0	0
Games With 3+ Steals	0	0
Games With 3+ Three-Pointers	0	0

GAME-BY-GAME STATISTICS

2019-20 (R-FRESHMAN SEASON)

CAREER STATISTICS



#24 PRINCE TOYAMBI

FORWARD • 6-7 • 225 • R-FRESHMAN • HS • KINSHASA, CONGO (FRESNO HS [CALIF.]

2019-20 Season (Redshirt): Underwent a successful procedure on Monday, Oct. 14, to correct a cardiac issue discovered during the preseason ... A timetable for his return is not yet determined.

2018-19 Season (Redshirt): Did not see action ... named to the Bearcats Academic Honor Roll and Dean's List during the 2019 spring semester ... tabbed to The American's All-Academic Team.

Prior to Cincinnati: Averaged 17.4 points, 9.7 rebounds and 1.3 steals while shooting 58.7 percent (88 of 150) from the floor during 12 games for team "The Truth" at the NIKE EBYL and Peach Jam Invitational during the summer 2018 ... attended Fresno High School in Fresno, Calif. ... reclassified from the 2019 class to the 2018 class and signed with the Bearcats in early September.

Personal: Born Dec. 2, 2000 in Kinshasa, Congo ... has one sister: Magali Toyambi ... right-handed ... last name pronounced "toy-YAHM-bee."

SEASON & CAREER STATISTICS

2019-20		CAREER
0	Pts	0
0	FG Atts	0
0	FG Made	0
0	3PT-FG Atts	0
0	3PT-FG Made	0
0	FT Atts	0
0	FT Made	0
0	Rebs	0
0	Assts	0
0	Stls	0
0	Blks	0
0	Mins	0

MISCELLANEOUS STATISTICS

CATEGORY	2019-20	CAREER
Double-Figure Scoring Games	0	0
Double-Figure Rebounding Games	0	0
Double-Double Games	0	0
20-Point Scoring Games	0	0
Games Led UC in Scoring	0	0
Games Led UC in Rebounding	0	0
Games Led UC in Assists	0	0
Games With 3+ Assists	0	0
Games With 3+ Blocks	0	0
Games With 3+ Steals	0	0
Games With 3+ Three-Pointers	0	0

GAME-BY-GAME STATISTICS

2019-20 (R-FRESHMAN SEASON)

CAREER STATISTICS



#31 SAM MARTIN

GUARD • 5-10 • 170 • JUNIOR • 2L • CINCINNATI, OHIO (SUMMIT COUNTRY DAY)

2018-19 Season (Sophomore): Played in six games as a walk-on reserve, averaging 0.8 points and 0.5 assists in 2.2 minutes ... scored a career-high five points with an assist in five minutes against UAPB (11/27) ... named to the Bearcats Academic Honor Roll and Dean's List during the 2018 fall semester and the Bearcats Academic Honor Roll during the 2019 spring semester ... tabbed to The American's All-Academic Team.

2017-18 Season (Freshman): Played in 10 games as a walk-on reserve, averaging 0.2 points, 0.2 assists and 0.1 rebounds in 1.9 minutes ... collected his first collegiate points with a pair of free throws in two minutes against Richmond (11/21) ... handed out two assists in two minutes of play against Memphis (12/31) ... took two shots without a basket and grabbed a rebound in four minutes against Temple (1/24) ... named to the Bearcats Academic Honor Roll and Dean's List during the 2017 fall semester.

Prior to Cincinnati: Averaged 15.4 points, 3.0 rebounds, 2.8 assists and 2.4 steals as a senior at Summit Country Day ... helped guide the Silver Knights to a 26-1 record and regional championship appearance in 2016-17 ... named an Associated Press Division III second team all-state selection as a senior ... chosen Miami Valley Conference Player of the Year and earned league first team accolades as a junior and senior ... helped lead Summit Country Day to a pair of soccer state titles as a junior and senior, combining for a 42-4-1 record ... tallied 38 goals, 24 assists and 100 points as a senior ... named all-midwest region, all-state first team and all-southwest Ohio first team selection as a senior ... set records during 2016 for most goals in a state championship game, most goals in a state semifinal game and most goals and most points in the city ... played basketball for his father, Scott, at St. Xavier High School as a freshman and sophomore.

Personal: Born Nov. 16, 1998 in Cincinnati, Ohio ... son of Carrie and Scott Martin ... has two sisters, Rachel and Lily ... his father, Scott, played basketball at Rollins College (1988-91) ... right-handed.

SEASON & CAREER STATISTICS

2018-19 SEASON

	Pts	CAREER
5 vs. Arkansas-Pine Bluff, 11/27/18	5	5 vs. Arkansas-Pine Bluff, 11/27/18
2, 2x (last vs. Ark.-Pine Bluff, 11/27/18)	FG Atts	2, 2x (last vs. Ark.-Pine Bluff, 11/27/18)
2 vs. Arkansas-Pine Bluff, 11/27/18	FG Made	2 vs. Arkansas-Pine Bluff, 11/27/18
1, 2x (last vs. UCF, 2/6/18)	3PT-FG Atts	1, 2x (last vs. UCF, 2/6/18)
0	3PT-FG Made	0
2 vs. Richmond, 11/21/17	FT Atts	2 vs. Richmond, 11/21/17
2 vs. Richmond, 11/21/17	FT Made	2 vs. Richmond, 11/21/17
1 vs. Temple, 1/24/18	Rebs	1 vs. Temple, 1/24/18
2 vs. Memphis, 12/31/17	Assts	2 vs. Memphis, 12/31/17
0	Stls	0
0	Blks	0
5 vs. Arkansas-Pine Bluff, 11/27/18	Mins	5 vs. Arkansas-Pine Bluff, 11/27/18

MISCELLANEOUS STATISTICS

CATEGORY	2017-18	2018-19	2019-20	CAREER
Double-Figure Scoring Games	0	0	0	0
Double-Figure Rebounding Games	0	0	0	0
Double-Double Games	0	0	0	0
20-Point Scoring Games	0	0	0	0
Games Led UC in Scoring	0	0	0	0
Games Led UC in Rebounding	0	0	0	0
Games Led UC in Assists	0	0	0	0
Games With 3+ Assists	0	0	0	0
Games With 3+ Blocks	0	0	0	0
Games With 3+ Steals	0	0	0	0
Games With 3+ Three-Pointers	0	0	0	0

GAME-BY-GAME STATISTICS

2019-20 (JUNIOR SEASON)

2018-19 (SOPHOMORE SEASON)


Opponent	Date	Total			3-Pointers		Free throws		Rebounds													
		gs	min	fg-fga	pct	3fg-fga	pct	ft-fa	pct	off	def	tot	avg	pf	a	t/o	blk	stl	pts	avg		
ARK.-PINE BLUFF	11/27/18	5	2-2	1.000	0-0	.000	1-1	1.000	0	0	0.0	0	1	0	0	0	0	0	0	5	5.0	
NORTHERN KY.	12/04/18	1	0-0	.000	0-0	.000	0-0	.000	0	0	0.0	0	0	0	0	0	0	0	0	2.5	2.5	
XAVIER	12/08/18	1	0-0	.000	0-0	.000	0-0	.000	0	0	0.0	0	0	0	0	0	0	0	0	1.7	1.7	
UCLA	12/19/18	3	0-0	.000	0-0	.000	0-0	.000	0	0	0.0	2	1	0	0	0	0	0	0	1.3	1.3	
TULANE	01/02/19	2	0-0	.000	0-0	.000	0-0	.000	0	0	0.0	0	0	0	0	0	0	0	0	1.0	1.0	
TULSA	01/24/19	1	0-0	.000	0-0	.000	0-0	.000	0	0	0.0	0	0	0	0	0	0	0	0	0.8	0.8	
Totals		0	13	2-2	1.000	0-0	.000	1-1	1.000	0	0	0.0	2	3	0	0	0	0	0	5	0.8	

2017-18 (FRESHMAN SEASON)

Opponent	Date	gs	min	Total		3-Pointers		Free throws		Rebounds												
				fg-fga	pct	3fg-fga	pct	ft-fa	pct	off	def	tot	avg	pf	a	t/o	blk	stl	pts	avg		
SAVANNAH STATE	11/10/17	1	0-0	.000	0-0	.000	0-0	.000	0	0	0	0	0	0	0	0	0	0	0	0	0	0.0
WESTERN CAROLINA	11/13/17	1	0-1	.000	0-0	.000	0-0	.000	0	0	0	0	0	0	0	0	0	0	0	0	0	0.0
COPPIN STATE	11/16/17	1	0-0	.000	0-0	.000	0-0	.000	0	0	0	0	0	0	0	0	0	0	0	0	0	0.0
vs Richmond	11/21/17	2	0-0	.000	0-0	.000	2-2	1.000	0	0	0	0	0	0	0	2	0	0	0	0	0	2.5
vs Wyoming	11/22/17	1	0-0	.000	0-0	.000	0-0	.000	0	0	0	0	0	0	0	1	0	1	0	0	0	0.4
ALABAMA STATE	11/27/17	1	0-0	.000	0-0	.000	0-0	.000	0	0	0	0	0	0	0	0	0	0	0	0	0	0.3
UA-PINE BLUFF	12/19/17	2	0-1	.000	0-1	.000	0-0	.000	0	0	0	0	0	0	0	0	1	0	0	0	0	0.3
MEMPHIS	12/31/17	2	0-0	.000	0-0	.000	0-0	.000	0	0	0	0	0	0	0	1	2	0	0	0	0	0.3
TEMPLE	01/24/18	4	0-2	.000	0-0	.000	0-0	.000	0	0	1	0.1	1	0.1	1	0	0	0	0	0	0	0.2
UCF	02/06/18	4	0-1	.000	0-1	.000	0-0	.000	0	0	0	0	0	0	0	0	0	0	0	0	0	0.2
Totals		0	19	0-5	.000	0-2	.000	2-2	1.000	0	1	0.1	5	2	2	0	0	0	0	2	0.2	

CAREER STATISTICS

YEAR	GP-GS	MIN-AVG	FG-FGA	PCT	FG-FGA	PCT	FT-FTA	PCT	OFF-DEF-TOT	AVG	PF-FO	AST	TO	BLK	STL	PTS-AVG
2017-18	10-0	19-1.9	0-5	.000	0-2	.000	2-2	1.000	0-1-1	0.1	5-0	2	2	0	0	2-0.2
2018-19	6-0	13-2.2	2-2	1.000	0-0	.000	1-1	1.000	0-0-0	0.0	2-0	3	0	0	0	5-0.8
TOTAL	16-0	32-2.0	2-7	.286	0-2	.000	3-3	1.000	0-1-1	0.1	7-0	5	2	0	0	7-0.4



#32 JOHN KOZ

GUARD • 6-1 • 200 • SENIOR • 3L • CLEVELAND, OHIO (BAY HS)

2018-19 Season (Junior): Played in five games as a walk-on reserve, averaging 0.4 points and 0.4 rebounds in 1.8 minutes ... scored on a layup in two minute of play against Tulane (1/2) ... grabbed a rebound in two minutes against Arkansas-Pine Bluff (11/27) ... named to the Bearcats Academic Honor Roll during the fall 2018 semester.

2017-18 Season (Sophomore): Played in eight games as a walk-on reserve, averaging 0.3 points, 0.3 rebounds and 0.1 assists in 1.3 minutes ... scored his first collegiate basketball in two minutes against Temple (1/24) ... grabbed two rebounds in two minutes against UCF (2/6) ... handed out an assist in one minute against Alabama State (11/27) ... named to the Bearcats Academic Honor Roll during the 2017 fall semester.

2016-17 Season (Freshman): Played in six games as a walk-on reserve, averaging 0.0 points, 0.3 rebounds and 0.3 assists in 1.7 minutes ... grabbed one rebound and handed out one assist against both Bowling Green (12/4) and USF (1/29) ... attempted one shot against Texas Southern (12/13) and USF (1/29) ... played a season-high three minutes against USF (1/29) ... named to Bearcats Academic Honor Roll during 2016 fall and 2017 spring semesters.

Prior to Cincinnati: Averaged 21.6 points, 4.8 rebounds and 2.4 assists as a senior at Bay High School, helping lead the Rockets to a 25-4 record and the school's first appearance in the Division II state semifinals ... set the school record for career points (1,279) and points in a season (604 as a senior) ... named the Great Lakes Conference Most Valuable Player in 2015-16 ... named all-state twice and all-conference three times ... helped lead Bay High School to two conference championships ... three-year starting quarterback on football team, missed most of senior campaign due to injury but still helped the Rockets to a 10-win season ... guided the team to the school's first playoff wins as a junior ... coached in basketball by Jared Shetzer and football by Ron Rutt.

Personal: Born December 19, 1997 in Cleveland, Ohio ... son of Courtney and John Koz ... has three sisters: Chloe, Claudia and Kayla ... his cousin, Matt Koz, wrestled at Chattanooga ... his dad played football at Baldwin Wallace ... right-handed ... pronunciation of last name rhymes with nose.

SEASON & CAREER STATISTICS

2018-19 SEASON		CAREER
2, 2x (last vs. Tulane, 1/2/19)	Pts	2, 2x (last vs. Tulane, 1/2/19)
2 vs. Tulane, 1/2/19	FG Atts	2 vs. Tulane, 1/2/19
1, 2x (last vs. Tulane, 1/2/19)	FG Made	1, 2x (last vs. Tulane, 1/2/19)
0	3PT-FG Atts	1, 2x (last vs. USF, 1/29/17)
0	3PT-FG Made	0
0	FT Atts	0
0	FT Made	0
2 vs. UCF, 2/6/18	Rebs	2 vs. UCF, 2/6/18
1 vs. Alabama State, 11/27/17	Assts	1, 3x (last vs. Alabama State, 11/27/17)
0	Stls	0
0	Blks	0
2, 5x (last vs. Tulane, 1/2/19)	Mins	3 vs. USF, 1/29/17

MISCELLANEOUS STATISTICS

CATEGORY	2016-17	2017-18	2018-19	2019-20	CAREER
Double-Figure Scoring Games	0	0	0	0	0
Double-Figure Rebounding Games	0	0	0	0	0
Double-Double Games	0	0	0	0	0
20-Point Scoring Games	0	0	0	0	0
Games Led UC in Scoring	0	0	0	0	0
Games Led UC in Rebounding	0	0	0	0	0
Games Led UC in Assists	0	0	0	0	0
Games With 3+ Assists	0	0	0	0	0
Games With 3+ Blocks	0	0	0	0	0
Games With 3+ Steals	0	0	0	0	0
Games With 3+ Three-Pointers	0	0	0	0	0

GAME-BY-GAME STATISTICS

2019-20 (SENIOR SEASON)

2018-19 (JUNIOR SEASON)

Opponent	Date	gs	min	Total		3-Pointers		Free throws		Rebounds				pf	a	t/o	blk	stl	pts	avg
				fg-fga	pct	3fg-fga	pct	ft-fa	pct	off	def	tot	avg							
vs George Mason	11/23/18	2		0-0	.000	0-0	.000	0-0	.000	0	0	0	0	0	0	0	0	0	0.0	
ARK- PINE BLUFF	11/27/18	2		0-0	.000	0-0	.000	0-0	.000	0	1	1	0.5	0	0	1	0	0	0.0	
UCLA	12/19/18	2		0-0	.000	0-0	.000	0-0	.000	0	0	0	0.3	0	0	0	0	0	0.0	
TULANE	01/02/19	2	1-2	.500	0-0	.000	0-0	.000	0-0	0	0	0	0.3	0	0	0	0	2	0.5	
TULSA	01/24/19	1		0-0	.000	0-0	.000	0-0	.000	0	1	1	0.4	0	0	0	0	0	0.4	
Totals		0	9	1-2	.500	0-0	.000	0-0	.000	0	2	2	0.4	0	0	1	0	0	2	0.4

2018-19 (JUNIOR SEASON)

Opponent	Date	gs	min	Total		3-Pointers		Free throws		Rebounds										
				fg	pt	3p	ft	fg	pt	off	def	tot	avg	pf	a	t/o	blk	stl	pts	avg
vs George Mason	11/23/18	2	0-0	.000	0-0	.000	0-0	.000	0-0	0	0	0	0.0	0	0	0	0	0	0	0.0
ARK-PINE BLUFF	11/27/18	2	0-0	.000	0-0	.000	0-0	.000	0-0	0	1	0	0.5	0	1	0	0	0	0	0.0
UCLA	12/19/18	2	0-0	.000	0-0	.000	0-0	.000	0-0	0	0	0	0.3	0	0	0	0	0	0	0.0
TULANE	01/02/19	2	1-2	.500	0-0	.000	0-0	.000	0-0	0	0	0	0.3	0	0	0	0	0	2	0.5
TULSA	01/24/19	1	0-0	.000	0-0	.000	0-0	.000	0-0	0	1	1	0.4	0	0	0	0	0	0	0.4
Totals		0	9	1-2	.500	0-0	.000	0-0	.000	0	2	2	0.4	0	1	0	0	0	2	0.4

2017-18 (SOPHOMORE SEASON)

Opponent	Date	Total		3-Pointers		Free throws		Rebounds												
		gs	min	fg	pct	3fg	pct	ft	pct	off	def	tot	avg	pf	a	to	blk	stl	pts	avg
SAVANNAH STATE	11/10/17	1	0-0	.000	0-0	.000	0-0	.000	0	0	0	0	0	0	0	0	0	0	0	0.0
WESTERN CAROLINA	11/13/17	1	0-0	.000	0-0	.000	0-0	.000	0	0	0	0	0	0	0	0	0	0	0	0.0
COPPIN STATE	11/16/17	1	0-0	.000	0-0	.000	0-0	.000	0	0	0	0	0	0	0	0	0	0	0	0.0
ALABAMA STATE	11/27/17	1	0-0	.000	0-0	.000	0-0	.000	0	0	0	0	0	0	0	1	0	0	0	0.0
UA-PINE BLUFF	12/19/17	1	0-0	.000	0-0	.000	0-0	.000	0	0	0	0	0	0	0	0	0	0	0	0.0
MEMPHIS	12/31/17	1	0-0	.000	0-0	.000	0-0	.000	0	0	0	0	0	0	0	0	0	0	0	0.0
TEMPLE	01/24/18	2	1-1	1.000	0-0	.000	0-0	.000	0	0	0	0	0	0	0	0	0	0	2	0.3
UCF	02/06/18	2	0-0	.000	0-0	.000	0-0	.000	1	1	2	0.3	0	1	1	0	0	0	2	0.3
Totals		0	10	1-1	1.000	0-0	.000	0-0	.000	1	1	2	0.3	0	1	1	0	0	2	0.3

2016-17 (FRESHMAN SEASON)

Opponent	Date	gs	min	Total		3-Pointers		Free throws		Rebounds									
				fg-fg	pct	3fg-3fg	pct	ft-ft	pct	off	def	tot	avg	pf	a	to	blk	stl	pts
ALBANY	11/14/16	1	0-0	.000	0-0	.000	0-0	.000	0	0	0	0	0	0	0	0	0	0	0.0
BOWLING GREEN	12/04/16	1	0-0	.000	0-0	.000	0-0	.000	0	1	0.5	0	0	0	0	0	0	0	0.0
TEXAS SOUTHERN	12/13/16	1	0-1	.000	0-1	.000	0-0	.000	0	0	0.3	0	0	0	0	0	0	0	0.0
FAIRLEIGH DICKINSON	12/17/16	2	0-0	.000	0-0	.000	0-0	.000	0	0	0.3	0	0	0	0	0	0	0	0.0
TULANE	01/01/17	2	0-0	.000	0-0	.000	0-0	.000	0	0	0.2	0	0	0	0	0	0	0	0.0
USF	01/29/17	3	0-1	.000	0-1	.000	0-0	.000	0	1	0.3	0	1	0	0	0	0	0	0.0
Totals		0	10	0-2	.000	0-2	.000	0-0	.000	0	2	2	0.3	0	2	0	0	0	0.0

CAREER STATISTICS

YEAR	GP-GS	MIN-AVG	TOTAL	3-PTS	REBOUNDS	PF-FO	AST	TO	BLK	STL	PTS-AVG
2016-17	6-0	10-1.7	0-2	.000	0-2	.000	0-0	.000	0-2-2	0.3	0-0-0
2017-18	8-0	10-1.3	1-1	1.000	0-0	.000	0-0	.000	1-1-2	0.3	0-0-0
2018-19	5-0	9-1.8	1-2	.500	0-0	.000	0-0	.000	0-2-2	0.4	0-0-0
TOTAL	19-0	29-1.5	2-5	.400	0-2	.000	0-0	.000	1-5-6	0.3	0-0-0



#33 CHRIS VOGT

CENTER • 7-1 • 260 • JUNIOR • TR • MAYFIELD, KY. (GRAVES COUNTY HS/NORTHERN KENTUCKY)

MOMENTS

- » Posted a double-double with 20 points and 14 rebounds vs. Green Bay (1/24/19).
- » Tallied 16 points on 7-of-10 shooting with seven rebounds against Detroit Mercy (3/6/19).

Prior to Cincinnati: Saw action in all 35 games, averaging 4.5 points, 3.7 rebounds and 1.2 blocks while shooting 57.7 percent from the floor in 12.8 minutes as a reserve during his sophomore season at Northern Kentucky in 2018-19 ... tallied a career-high 20 points and 14 rebounds against Green Bay (1/24/19) ... posted 16 points on 8-of-12 shooting at Milwaukee (2/28/19) ... tallied 16 points on 7-of-10 shooting with eight rebounds against Detroit Mercy (3/6/19) ... played in 13 games as a reserve, averaging 1.1 points and 0.7 rebounds in 3.2 minutes as a freshman in 2017-18 ... averaged 16.5 points, 9.2 rebounds and 5.1 blocks as a senior at Graves County High School, helping the Eagles to a 27-8 mark, a ninth region championship and appearance at the 2017 KHSAA Sweet Sixteen tournament ... a dominating shot blocker in high school, his 488 career blocks rank second most in state history ... his 190 blocks as a junior rank as the third most in a season in state history ... tied the state high mark for blocks in a game with 17 while registering a triple-double with 16 rebounds and 12 points against Webster County on Jan. 16, 2016 ... also rejected 16 shots against Caldwell County later that same season ... finished with 1,441 career points, fourth most in school history, while helping the Eagles to a 96-35 career record.

Personal: Born Feb. 8, 1999 in Mayfield, Ky. ... son of Allyson and Jim Vogt ... has two brothers, Ryan and Eric ... right-handed.

SEASON & CAREER STATISTICS

2018-19 SEASON		CAREER
20 vs. Green Bay, 1/24/19	Pts	20 vs. Green Bay, 1/24/19#
13 vs. Green Bay, 1/24/19	FG Atts	13 vs. Green Bay, 1/24/19#
9 vs. Breen Bay, 1/24/19	FG Made	9 vs. Breen Bay, 1/24/19#
0	3PT-FG Atts	0
0	3PT-FG Made	0
9 vs. Manhattan, 11/17/18	FT Atts	9 vs. Manhattan, 11/17/18#
4, 2x (last vs. Detroit Mercy, 2/7/19)	FT Made	4, 2x (last vs. Detroit Mercy, 2/7/19)#
14 vs. Green Bay, 1/24/19	Rebs	14 vs. Green Bay, 1/24/19#
3 vs. Green Bay, 1/24/19	Assts	3 vs. Green Bay, 1/24/19#
1, 11x (last vs. Detroit Mercy, 3/6/19)	Stls	1, 13x (last vs. Detroit Mercy, 3/6/19)#
4, 2x (last at Green Bay, 3/2/19)	Blks	4, 2x (last at Green Bay, 3/2/19)#
28 at Milwaukee, 2/28/19	Mins	28 at Milwaukee, 2/28/19#
# - Statistics from playing career at Northern Kentucky		

MISCELLANEOUS STATISTICS

CATEGORY	2017-18	2018-19	2019-20	CAREER
Double-Figure Scoring Games	0	3	0	3
Double-Figure Rebounding Games	0	2	0	2
Double-Double Games	0	1	0	1
20-Point Scoring Games	0	1	0	1
Games Led Team in Scoring	0	1	0	1
Games Led Team in Rebounding	0	5	0	5
Games Led UC in Assists	0	0	0	0
Games With 3+ Assists	0	1	0	1
Games With 3+ Blocks	0	7	0	7
Games With 3+ Steals	0	0	0	0
Games With 3+ Three-Pointers	0	0	0	0

GAME-BY-GAME STATISTICS

2019-20 (JUNIOR SEASON)

CAREER STATISTICS

YEAR	GP-GS	MIN-AVG	TOTAL		3-PTERS		FT-FTA	PCT	REBOUNDS		PF-FO	AST	TO	BLK	STL	PTS-AVG
			FG-FGA	PCT	FG-FGA	PCT			OFF-DEF-TOT	AVG						
2017-18*	13-0	42-3.2	6-10	.600	0-0	.000	2-6	.333	0-9-9	0.7	8-0	3	2	4	2	14-1.1
2018-19*	35-2	448-12.8	64-111	.577	0-0	.000	30-78	.385	47-82-129	3.7	87-2	20	36	42	10	158-4.5
Total	48-2	490-10.2	70-121	.579	0-0	.000	32-84	.381	47-91-138	2.9	95-2	23	38	46	12	172-3.6

* - Statistics from playing career at Northern Kentucky



#33 CHRIS VOGT

CENTER • 7-1 • 260 • JUNIOR • TR • MAYFIELD, KY. (GRAVES COUNTY HS/NORTHERN KENTUCKY)

GAME-BY-GAME STATISTICS

2018-19 (SOPHOMORE SEASON - NORTHERN KENTUCKY)

Opponent	Date	S	Min	TOTAL		3PTERS		REBOUNDS									
				FG-FGA	Pct	3FG-FGA	Pct	FT-FTA	Pct	Off-Def-Tot	Avg	PF-FO	A	To	Blk	Stl	Pts-Avg
Wilmington (Ohio)	11/6/18		15	2-3	.667	0-0	.000	2-4	.500	3-2-5	5.0	3-0	2	0	3	0	6-6.0
at Northern Ill.	11/9/18		14	2-2	1.000	0-0	.000	1-2	.500	2-2-4	4.5	4-0	0	1	1	1	5-5.5
Wabash	11/11/18		17	1-2	.500	0-0	.000	0-0	.000	0-2-2	3.7	3-0	1	2	0	0	2-4.3
UNC Asheville	11/16/18		14	2-2	1.000	0-0	.000	4-7	.571	1-0-1	3.0	2-0	1	1	2	1	8-5.3
Manhattan	11/17/18		17	2-4	.500	0-0	.000	3-9	.333	5-3-8	4.0	1-0	0	1	4	1	7-5.6
Coastal Caro.	11/18/18		9	1-2	.500	0-0	.000	1-2	.500	2-1-3	3.8	4-0	0	0	1	0	3-5.2
at UCF	11/24/18		8	1-1	1.000	0-0	.000	0-2	.000	0-2-2	3.6	5-1	0	0	1	0	2-4.7
at Morehead State	11/27/18		17	2-3	.667	0-0	.000	0-0	.000	0-3-3	3.5	3-0	1	1	1	1	4-4.6
UMBC	11/30/18		10	0-1	.000	0-0	.000	1-2	.500	0-2-2	3.3	5-1	0	1	0	0	1-4.2
at Cincinnati	12/5/18		21	2-4	.500	0-0	.000	1-6	.167	1-1-2	3.2	2-0	1	1	0	0	5-4.3
at Eastern Kentucky	12/8/18		14	3-3	1.000	0-0	.000	0-1	.000	5-7-12	4.0	2-0	0	1	1	0	6-4.5
Miami (Ohio)	12/16/18		10	1-3	.333	0-0	.000	1-2	.500	0-3-3	3.9	3-0	0	1	0	0	3-4.3
Northern Ill.	12/20/18		9	1-1	1.000	0-0	.000	0-3	.000	0-3-3	3.8	2-0	0	0	1	0	2-4.2
IUPUI	12/28/18		11	1-3	.333	0-0	.000	0-0	.000	0-2-2	3.7	2-0	0	2	2	0	2-4.0
UIC	12/30/18		8	1-1	1.000	0-0	.000	0-2	.000	2-1-3	3.7	2-0	1	0	0	0	2-3.9
at OAKLAND	1/3/19		9	1-2	.500	0-0	.000	0-0	.000	0-0-0	3.4	4-0	0	0	2	0	2-3.8
at Detroit Mercy	1/5/19		11	1-3	.333	0-0	.000	0-0	.000	0-3-3	3.4	2-0	1	0	0	0	2-3.6
Wright St.	1/11/19		7	0-1	.000	0-0	.000	0-0	.000	0-4-4	3.4	4-0	0	2	0	0	0-3.4
at Cleveland State	1/17/19		6	1-3	.333	0-0	.000	0-0	.000	1-0-1	3.3	2-0	0	1	0	0	2-3.4
at Youngstown St.	1/19/19		10	2-3	.667	0-0	.000	0-1	.000	1-2-3	3.3	0-0	0	1	0	1	4-3.4
Green Bay	1/24/19		26	9-13	.692	0-0	.000	2-5	.400	7-7-14	3.8	1-0	3	3	3	1	20-4.2
Milwaukee	1/26/19		16	0-3	.000	0-0	.000	2-7	.286	2-1-3	3.8	0-0	1	1	3	0	2-4.1
at IUPUI	2/1/19		17	2-4	.500	0-0	.000	2-3	.667	0-2-2	3.7	3-0	1	1	3	0	6-4.2
at UIC	2/3/19		13	0-1	.000	0-0	.000	1-4	.250	0-2-2	3.6	2-0	0	1	2	0	1-4.0
Detroit Mercy	2/7/19		14	2-3	.667	0-0	.000	4-5	.800	4-5-9	3.8	2-0	1	0	0	0	8-4.2
Oakland	2/9/19		7	0-1	.000	0-0	.000	0-0	.000	1-2-3	3.8	2-0	0	0	0	1	0-4.0
at Wright State	2/15/19		5	0-3	.000	0-0	.000	0-0	.000	0-2-2	3.7	1-0	0	2	0	0	0-3.9
Youngstown St.	2/21/19		11	3-3	1.000	0-0	.000	0-2	.000	1-1-2	3.7	0-0	0	0	2	0	6-4.0
Cleveland St.	2/23/19		10	2-3	.667	0-0	.000	0-0	.000	1-1-2	3.6	3-0	1	1	1	0	4-4.0
at Milwaukee	2/28/19	*	28	8-12	.667	0-0	.000	0-2	.000	2-2-4	3.6	2-0	1	1	0	1	16-4.4
at Green Bay	3/2/19	*	21	0-1	.000	0-0	.000	3-4	.750	0-5-5	3.7	4-0	0	2	4	1	3-4.3
Detroit Mercy	3/6/19		20	7-10	.700	0-0	.000	2-3	.667	3-5-8	3.8	2-0	2	1	1	1	16-4.7
vs Oakland	3/11/19		15	4-6	.667	0-0	.000	0-0	.000	3-4-7	3.9	4-0	1	4	3	0	8-4.8
vs Wright State	3/12/19		5	0-0	.000	0-0	.000	0-0	.000	0-0-0	3.8	4-0	1	1	0	0	0-4.6
vs Texas Tech	3/22/19		4	0-1	.000	0-0	.000	0-0	.000	0-0-0	3.7	2-0	0	2	1	0	0-4.5
Total			449	64-111	.577	0-0	.000	30-78	.385	47-82-129	3.7	87-2	20	36	42	10	158-4.5

2017-18 (FRESHMAN SEASON - NORTHERN KENTUCKY)

	TOTAL				3PTERS				REBOUNDS									
Opponent	Date	S	Min	FG-FGA	Pct	3FG-FGA	Pct	FT-FTA	Pct	Off-Def-Tot	Avg	PF-FO	A	TO	Blk	Stl	Pts-Avg	
WILMINGTON	11/12/17		11	3-5	.600	0-0	.000	2-3	.667	0-0-0	0.0	3-0	1	0	0	0	8-8.0	
BEREA	11/29/17		15	2-2	1.000	0-0	.000	0-1	.000	0-5-5	2.5	3-0	1	0	1	1	4-6.0	
MOREHEAD STATE	12/2/17		3	0-0	.000	0-0	.000	0-2	.000	0-1-1	2.0	0-0	0	1	0	0	0-4.0	
at ETSU	12/6/17		1	0-0	.000	0-0	.000	0-0	.000	0-0-0	1.5	0-0	0	0	0	0	0-3.0	
Eastern Kentucky	12/10/17		0	0-0	.000	0-0	.000	0-0	.000	0-0-0	1.2	0-0	0	0	0	0	0-2.4	
UIC	12/30/17		3	0-0	.000	0-0	.000	0-0	.000	0-0-0	1.0	0-0	1	0	1	0	0-2.0	
Cleveland State	1/15/18		0	0-0	.000	0-0	.000	0-0	.000	0-0-0	0.9	0-0	0	0	0	0	0-1.7	
at Milwaukee	1/18/18		2	0-0	.000	0-0	.000	0-0	.000	0-0-0	0.8	1-0	0	0	0	0	0-1.5	
Detroit Mercy	1/28/18		3	1-1	1.000	0-0	.000	0-0	.000	0-1-1	0.8	1-0	0	0	1	0	2-1.6	
at Cleveland State	2/3/18		2	0-0	.000	0-0	.000	0-0	.000	0-1-1	0.8	0-0	0	1	1	0	0-1.4	
Youngstown State	2/19/18		1	0-0	.000	0-0	.000	0-0	.000	0-0-0	0.7	0-0	0	0	0	0	0-1.3	
at IUPUI	2/25/18		0	0-0	.000	0-0	.000	0-0	.000	0-0-0	0.7	0-0	0	0	0	0	0-1.2	
at LOUISVILLE	3/13/18		1	0-2	.000	0-0	.000	0-0	.000	0-1-1	0.7	0-0	0	0	0	0	0-1.1	
Total			42	6-10	.600	0-0	.000	2-6	.333	0-9-9	0.7	8-0	3	2	4	2	14-1.1	



#34 JARRON CUMBERLAND

GUARD • 6-5 • 210 • SENIOR • 3L • WILMINGTON, OHIO (WILMINGTON HS)

CONFERENCE AWARDS

- » Tournament MVP (2019)
- » Player of the Year (2018-19)
- » First Team (2018-19) Unanimous pick
- » Player of the Week (5x: 12/24/18; 11/26/18; 1/30/17; 1/21/19; 1/28/19)
- » Weekly Honor Roll (4x: 2/18/19, 2/11/19, 2/4/19 & 1/14/19)
- » All-Rookie Team (2016-17)
- » Co-Sixth Man of the Year (2016-17)
- » Rookie of the Week (3x: 3/6/16; 1/2/17 & 12/19/16)

OTHER HONORS

- » Tabbed an AP honorable mention All-American (2018-19)
- » Named one of 10 semifinalists for the 2019 Jerry West Shooting Guard of the Year Award.
- » Named to 2019 Citizen Naismith Midseason Team
- » Named to the 2019 Lute Olson Mid-Season Watch List

MOMENTS

- » Scored 33 points on 11-of-24 shooting against No. 11 Houston (3/17/19), marking the most points scored in AAC Tournament championship game history.

2019-20 Season (Senior): Started all 35 games, averaging 18.8 points, 4.4 rebounds, 3.6 assists and 1.1 steals in 32.5 minutes ... tallied 10 points and four steals in 22 minutes in exhibition contest vs. Thomas More (10/31).

HONORS: AAC Preseason Player of the Year (coaches) ... Jerry West Shooting Guard of the Year Award Preseason Watch List (one of 20 players) ... First-Team All-America (Lindy's Sports Magazine) ... Second Team All-America (Sporting News) ... Second Team All-America (The Athletic) ... Third-Team All-America (NBCSports.com) ... Ranked No. 10 among nation's Top 100 Players (CBS Sports) ... Ranked No. 13 among nation's Top 25 Players (ESPN)

2018-19 Season (Junior): Started all 35 games, averaging 18.8 points, 4.4 rebounds, 3.6 assists and 1.1 steals in 32.5 minutes ... named Associated Press Honorable Mention All-America, American Athletic Conference Player of the Year, the American Championship Tournament Most Outstanding Player and a unanimous first-team all-conference selection ... earned NABC All-District 25 First Team honors ... named one of 10 semifinalists for the 2019 Jerry West Shooting Guard of the Year Award Watch List, selected to the Citizen Naismith Midseason Team and the Lute Olson Midseason Watch List ... named the 2018 Emerald Coast Classic Tournament Most Valuable Player ... recognized by The American nine times for weekly awards (AAC Player of the Week [five weeks] and AAC Weekly Honor Roll [four weeks]) ... set an AAC Tournament championship game record, scoring 33 points on 11-of-24 shooting with eight rebounds against No. 11 Houston (3/17) ... earned AAC Tournament Most Outstanding Player accolades, averaging 23.3 points, 6.0 rebounds and 4.3 assists during the three-game event... scored 657 points during 2018-19, the 10th most points scored in a season in school history and the most since Sean Kilpatrick (701 points in 2013-14) ... became the 53rd member of Cincinnati's 1,000-point club, finishing the season 20th on the list with 1,363 career points ... ranked among the league leaders in eight categories: points (third at 18.8), three-point field goal percentage (seventh at .388), three-point field goals made (seventh at 2.3), free throw percentage (10th at .773), assists (11th at 3.6), assist-to-turnover ratio (13th at 1.3), minutes played (14th at 32.5) and steals (15th at 1.1) ... scored a career-high 34 points on 9-of-20 shooting, going 14 of 15 from the free throw line with four steals against USF (1/15) ... scored a game-high 27 points, tying a career-high with six three-pointers to go with six rebounds and a game-high five assists against Wichita State (2/17) ... scored 20 or more points 17 times, most 20-points games in a season since Sean Kilpatrick (19 in 2013-14) ... hit 80 three-pointers, most in a season since Sean Kilpatrick (93 in 2013-14) ... scored in double figures in 33 of 35 games, leading the Bearcats in scoring 22 times.

2017-18 Season (Sophomore): Started all 36 games, averaging 11.5 points, 4.0 rebounds, 2.9 assists, 1.0 steals in 28.9 minutes ... named to The American's Weekly Honor Roll three times (11/20, 1/2, 1/15) ... ranked second on the team, averaging 14.0 points during five postseason games ... registered his first collegiate double-double, scoring a career-high 27 points on 8-of-17 shooting with four three-pointers to go with a career-high 11 rebounds against Georgia State (3/16). It marked the most points scored by a Bearcat in an NCAA Tournament game during the Mick Cronin coaching era (since 2006-07) ... finished the season ranked 24th in the league in scoring (11.5) ... ranked among the league leaders during conference play in assists (12th at 2.9), free throw percentage (15th at .736) and scoring (26th at 11.4) ... tied teammate Jacob Evans III with a team-high 60 three-pointers ... made as many as four three-pointers in six games ... scored 20 points on 6-of-9 shooting with four threes against Western Carolina (11/13) ... scored 18 points with four threes and five assists against Memphis (3/10) in the semifinals of the American Championship ... scored in double figures in 22 games ... made at least one three-pointer in 28 of 36 games, including 15 of 18 conference contests.

SEASON & CAREER STATISTICS

2018-19 SEASON			CAREER
34 vs. USF, 1/15/19	Pts		34 vs. USF, 1/15/19
25 at Houston, 2/10/19	FG Atts		25 at Houston, 2/10/19
11, 2x (last vs. Houston, 3/17/19)	FG Made	11, 2x (last vs. Houston, 3/17/19)	
10, 3x (last vs. Wichita State, 2/17/19)	3PT-FG Atts	11 vs. Georgia State, 3/16/18	
6 vs. Wichita State, 2/17/19	3PT-FG Made	6, 2x (last vs. Wichita State, 2/17/19)	
17 at Temple, 1/27/19	FT Atts	17 at Temple, 1/27/19	
14 vs. USF, 1/15/19	FT Made	14 vs. USF, 1/15/19	
9 vs. SMU, 2/2/19	Rebs	11 vs. Georgia State, 3/16/18	
8 vs. SMU, 3/15/19	Assts	8, 3x (last 8 vs. SMU, 3/15/19)	
4 vs. USF, 1/15/19	Stls	5 vs. SMU, 3/12/17	
2, 3x (last vs. UCF, 2/21/19)	Blks	3 vs. ECU, 1/20/18	
42 vs. UConn, 1/12/19	Mins	42 vs. UConn, 1/12/19	

MISCELLANEOUS STATISTICS

CATEGORY	2016-17	2017-18	2018-19	2019-20	CAREER
Double-Figure Scoring Games	14	22	33	0	69
Double-Figure Rebounding Games	0	1	0	0	1
Double-Double Games	0	1	0	0	1
20-Point Scoring Games	1	2	17	0	20
Games Led UC in Scoring	6	8	22	0	36
Games Led UC in Rebounding	1	1	6	0	8
Games Led UC in Assists	2	11	20	0	33
Games With 3+ Assists	5	19	24	0	48
Games With 3+ Blocks	0	0	0	0	0
Games With 3+ Steals	4	2	3	0	9
Games With 3+ Three-Pointers	5	8	13	0	26

2016-17 Season (Freshman): Played in 35 games as a reserve, averaging 8.3 points, 2.4 rebounds, 1.5 assists and 1.0 steals in 19.1 minutes ... named to The American's All-Rookie Team and selected as The American's Co-Sixth Man of the Year with SMU's Ben Emelogo ... named league's player of the week after a pair of strong performances: scoring a season-high 26 points on 8-of-11 shooting with a season-best six three-pointers against USF (1/29) and tallying 15 points, including 13 in the second half, against No. 24 Xavier (1/26) ... named league's player of the week three times ... netted 19 points with a trio of threes against Tulane (1/1) ... tallied 17 points on 4-of-6 shooting from the field and 8-of-10 shooting from the foul line against Lipscomb (11/26) ... shot 52.6 percent (22 of 42) from the field while averaging 11.6 points in five postseason games ... scored in double figures in 14 games ... led the team in scoring in six games.

Prior to Cincinnati: Averaged 29.6 points, 7.4 rebounds, 3.6 steals and 3.2 assists while shooting 57.4 percent (303 of 528) from the field as a senior at Wilmington High School ... helped lead the Hurricane to a 27-2 record and the semifinals of the OHSAA Division I playoffs ... finished as the school's all-time leading scorer with 2,383 points ... posted a school-record 52 points against Washington Court House (2/11/16) ... named a finalist for the Ohio Mr. Basketball Award and a McDonald's All-American nominee ... scored a team-high 15 points and was named most valuable player of the 2016 Ohio-Kentucky All-Star game ... averaged 24.5 points, 7.5 rebounds and 3.3 assists as a junior ... averaged 17.8 points, 5.4 rebounds, 2.0 assists and 1.8 steals during AAU action with King James (Ohio) during the 2015 summer, later earning Third Team All-Peach Jam honors during Nike EYBL action ... earned First Team Associate Press Division I All-Ohio honors as a junior and senior ... ranked at No. 55 on ESPN's Top 100 prospects list ... tabbed as a four-star prospect by Rivals.com, Scout.com and 247 Sports.

Personal: Born Sept. 22, 1997 in Wilmington, Ohio ... son of Cheryl and Scott Cumberland ... has two sisters, Ebony and Chasity ... cousin of current Bearcat Jaevin Cumberland ... right-handed ... first name is pronounced "JAIR-in."

CAREER STATISTICS

	TOTAL				3-PTS		REBOUNDS									
YEAR	GP-GS	MIN-AVG	FG-FGA	PCT	FG-FGA	PCT	FT-FTA	PCT	OFF-DEF-TOT	AVG	PF-FO	AST	TO	BLK	STL	PTS-AVG
2016-17	35-0	669-19.1	99-201	.493	38-107	.355	56-87	.644	36-48-84	2.4	63-0	52	35	9	34	292-8.3
2017-18	36-36	1041-28.9	138-337	.409	60-177	.339	78-115	.678	45-98-143	4.0	76-1	103	64	13	37	414-11.5
2018-19	35-35	1136-32.5	207-512	.404	80-206	.388	163-211	.773	40-115-155	4.4	80-1	127	96	14	40	657-18.8
TOTAL	106-71	2846-26.8	444-1050	.423	178-490	.363	297-413	.719	121-261-382	3.6	219-2	282	195	36	111	1363-12.9



#34 JARRON CUMBERLAND

GUARD • 6-5 • 210 • SENIOR • 3L • WILMINGTON, OHIO (WILMINGTON HS)

GAME-BY-GAME STATISTICS

2019-20 (SENIOR SEASON)

Opponent	Date	gs	min	Total		3-Pointers		Free throws		Rebounds				pf	a	t/o	blk	stl	pts	avg	
				fg-fga	pct	3fg-fga	pct	ft-fa	pct	off	def	tot	avg								
OHIO ST.	11/07/18	*	23	7-17	.412	3-7	.429	5-7	.714	0	2	2	2.0	2	2	4	0	1	22	22.0	
N.C. CENTRAL	11/13/18	*	24	4-9	.444	2-5	.400	0-1	.000	0	2	2	2.0	1	3	3	1	2	10	16.0	
MILWAUKEE	11/16/18	*	26	5-13	.385	2-6	.333	2-2	1.000	1	4	5	3.0	3	1	3	0	4	14	15.3	
WESTERN MICH.	11/19/18	*	32	11-19	.579	4-7	.571	1-1	1.000	0	0	0	2.3	2	6	2	0	2	27	18.3	
vs George Mason	11/23/18	*	31	2-11	.182	1-2	.500	6-8	.750	0	6	6	3.0	1	1	3	2	3	11	16.8	
vs Ole Miss	11/24/18	*	33	5-17	.294	2-8	.250	13-14	.929	1	2	3	3.0	1	2	0	2	0	25	18.2	
ARK.-PINE BLUFF	11/27/18	*	14	4-6	.667	2-3	.667	0-0	.000	0	2	2	2.9	0	6	2	0	1	10	17.0	
at UNLV	12/01/18	*	25	1-5	.200	1-2	.500	0-0	.000	0	2	2	2.8	5	2	1	0	2	3	15.3	
NORTHERN KY.	12/04/18	*	30	4-9	.444	2-4	.500	2-4	.500	0	1	1	2.6	1	5	3	0	0	12	14.9	
XAVIER	12/08/18	*	36	7-15	.467	3-6	.500	2-3	.667	2	2	4	2.7	3	4	1	1	2	19	15.3	
at Mississippi State	12/15/18	*	37	7-16	.438	2-5	.400	5-5	1.000	2	2	4	2.8	2	0	5	0	2	21	15.8	
UCLA	12/19/18	*	27	9-17	.529	4-5	.800	3-4	.750	3	2	5	3.0	3	2	2	0	2	25	16.6	
SOUTH CAROLINA ST.	12/22/18	*	25	4-8	.500	4-8	.500	0-0	.000	0	2	2	2.9	2	4	3	1	3	12	16.2	
TULANE	01/02/19	*	31	6-10	.600	3-5	.600	7-8	.875	1	6	7	3.2	2	5	0	1	0	22	16.6	
at ECU	01/05/19	*	33	7-15	.467	2-6	.333	2-3	.667	3	2	5	3.3	3	4	3	0	0	18	16.7	
at Tulsa	01/10/19	*	35	5-16	.313	2-8	.250	2-3	.667	0	2	2	3.3	4	4	4	0	0	14	16.6	
UConn	01/12/19	*	42	5-14	.357	1-4	.250	11-12	.917	1	5	6	3.4	2	7	2	0	2	22	16.9	
SOUTH FLA.	01/15/19	*	39	9-20	.450	2-7	.286	14-16	.875	0	2	2	3.3	2	3	4	0	4	34	17.8	
at Wichita St.	01/19/19	*	38	5-17	.294	2-5	.400	6-10	.600	1	6	7	3.5	2	2	3	0	1	18	17.8	
TULSA	01/24/19	*	33	8-14	.571	5-10	.500	2-5	.400	2	2	4	3.6	2	5	2	0	0	23	18.1	
at Temple	01/27/19	*	38	6-17	.353	1-7	.143	12-17	.706	2	6	8	3.8	3	3	2	0	1	25	18.4	
SMU	02/02/19	*	34	9-18	.500	5-10	.500	1-2	.500	2	7	9	4.0	2	5	5	0	0	24	18.7	
at Memphis	02/07/19	*	35	4-11	.364	2-6	.333	7-10	.700	2	4	6	4.1	2	6	3	1	1	17	18.6	
at Houston	02/10/19	*	29	9-25	.360	4-8	.500	5-6	.833	1	3	4	4.1	3	0	2	0	2	27	19.0	
WICHITA ST.	02/17/19	*	37	8-20	.400	6-10	.600	5-5	1.000	1	5	6	4.2	2	5	3	0	1	27	19.3	
UCF	02/21/19	*	38	3-13	.231	1-1	.000	4-4	1.000	3	4	7	4.3	2	6	4	2	1	11	19.0	
at UConn	02/24/19	*	35	3-9	.333	0-4	.000	2-2	1.000	2	3	5	4.3	2	4	3	0	2	8	18.6	
at SMU	02/27/19	*	35	4-13	.308	0-4	.000	4-5	.800	2	5	7	4.4	4	4	2	0	0	12	18.3	
MEMPHIS	03/02/19	*	34	6-12	.500	1-5	.200	13-16	.813	1	5	6	4.4	3	3	3	1	1	26	18.6	
at UCF	03/07/19	*	36	5-18	.278	0-3	.000	0-1	.000	0	4	4	4.4	2	5	5	0	0	10	18.3	
HOUSTON	03/10/19	*	29	4-11	.364	3-7	.429	9-12	.750	0	3	3	4.4	3	1	3	1	0	20	18.4	
vs SMU	03/15/19	*	40	10-20	.500	3-8	.375	3-4	.750	1	3	4	4.4	1	8	2	1	1	26	18.6	
vs Wichita St.	03/16/19	*	28	3-16	.188	1-4	.250	4-6	.667	4	2	6	4.4	4	4	5	0	1	11	18.4	
vs Houston	03/17/19	*	35	11-24	.458	1-7	.143	10-13	.769	2	6	8	4.5	3	1	2	0	1	33	18.8	
vs Iowa	03/22/19	*	39	7-17	.412	3-9	.333	1-2	.500	0	1	1	4.4	1	4	2	0	1	18	18.8	
Totals			35	1136	207-512	.404	80-206	.388	163-211	.773	40	115	155	4.4	80	127	96	14	40	657	18.8

2017-18 (SOPHOMORE SEASON)

Opponent	Date	gs	min	Total		3-Pointers		Free throws		Rebounds		pf	a	t/o	blk	stl	pts	avg				
				fg-fga	pct	3fg-fga	pct	ft-fa	pct	off	def											
SAVANNAH STATE	11/10/17	*	24	4-11	.364	1-5	.200	1-2	.500	4	3	7	7	0	0	5	0	0	1	10	10.0	
WESTERN CAROLINA	11/13/17	*	23	6-9	.667	4-6	.667	4-4	1.000	0	2	2	4	5	1	2	3	0	0	20	15.0	
COPPIN STATE	11/16/17	*	25	7-14	.500	4-10	.400	1-4	.250	1	8	9	6	0	0	3	0	1	0	19	16.3	
vs Buffalo	11/20/17	*	33	5-11	.455	0-1	.000	4-7	.571	3	3	6	6	0	4	2	7	1	1	14	15.8	
vs Richmond	11/21/17	*	18	2-7	.286	2-5	.400	0-0	.000	2	3	5	5	8	0	0	1	1	2	6	13.8	
vs Wyoming	11/22/17	*	25	2-6	.333	1-2	.500	1-2	.500	0	2	2	5	2	1	0	1	1	1	6	12.5	
ALABAMA STATE	11/27/17	*	23	1-5	.200	0-3	.000	0-0	.000	0	0	0	4	1	4	2	0	0	2	2	11.0	
at Xavier	12/02/17	*	26	5-12	.417	2-5	.400	3-4	.750	0	0	0	3	9	4	0	2	1	1	15	11.5	
vs Florida	12/09/17	*	29	4-12	.333	2-6	.333	0-1	.000	1	1	2	3	7	4	2	2	2	1	10	11.3	
MISSISSIPPI ST.	12/12/17	*	30	1-8	.125	1-4	.250	4-6	.667	1	4	5	3	8	0	3	2	1	0	7	10.9	
at UCLA	12/16/17	*	31	4-8	.500	2-3	.667	0-5	.000	0	4	4	3	8	3	5	1	0	1	10	10.8	
UA-PINE BLUFF	12/19/17	*	14	2-4	.500	0-2	.000	0-0	.000	0	3	3	3	8	1	1	3	0	1	4	10.3	
CLEVELAND STATE	12/21/17	*	29	5-14	.357	2-6	.333	4-4	1.000	2	2	4	3	8	3	4	2	0	3	16	10.7	
MEMPHIS	12/31/17	*	29	6-9	.667	2-3	.667	1-1	1.000	2	6	8	4	1	2	4	1	1	2	15	11.0	
at Temple	01/04/18	*	36	0-6	.000	0-4	.000	0-2	.000	0	6	6	4	2	2	1	3	0	0	0	10.3	
SMU	01/07/18	*	33	4-13	.308	2-8	.250	4-4	1.000	0	4	4	4	2	1	4	4	0	2	14	10.5	
at USF	1/13/18	*	21	7-11	.636	4-7	.571	0-0	.000	0	3	3	3	4	1	4	1	0	0	18	10.9	
at UCF	1/16/18	*	34	1-4	.250	1-3	.333	2-4	.500	1	1	2	4	0	1	4	3	0	1	5	10.6	
ECU	01/20/18	*	28	4-9	.444	1-4	.250	5-6	.833	2	2	4	4	0	3	1	4	0	1	13	10.8	
TEMPLE	01/24/18	*	25	5-13	.385	1-6	.167	2-2	1.000	1	0	1	3	9	1	0	1	0	1	13	10.9	
at Memphis	1/27/18	*	36	3-7	.429	1-3	.333	0-0	.000	2	3	5	3	9	4	2	2	0	1	7	10.7	
HOUSTON	01/31/18	*	31	4-10	.400	0-2	.000	7-10	.700	2	2	4	3	9	3	4	4	1	1	15	10.9	
at UCONN	2/3/18	*	29	2-8	.250	2-8	.250	2-5	.400	0	4	4	3	9	2	1	4	1	0	8	10.8	
UCF	02/06/18	*	26	3-6	.500	2-3	.667	1-2	.500	1	5	6	4	0	3	4	1	0	0	9	10.7	
at SMU	02/11/18	*	25	4-7	.571	1-4	.250	3-4	.750	1	2	3	4	0	4	0	4	0	0	2	12	10.8
at Houston	2/15/18	*	37	3-9	.333	2-6	.333	6-7	.857	3	1	4	4	0	2	1	1	0	1	14	10.9	
WICHITA STATE	02/18/18	*	34	7-17	.412	3-10	.300	1-1	1.000	0	2	2	3	9	3	3	0	2	18	11.1		
UConn	02/22/18	*	30	3-10	.300	1-7	.143	0-0	.000	0	4	4	3	9	2	3	0	1	1	7	11.0	
TULSA	02/25/18	*	34	6-10	.600	4-7	.571	1-1	1.000	1	4	5	3	9	1	8	3	0	2	17	11.2	
at Tulane	03/01/18	*	22	2-5	.400	0-2	.000	4-4	1.000	0	1	1	3	8	2	5	3	0	1	8	11.1	
at Wichita State	03/04/18	*	37	5-10	.500	1-3	.333	0-0	.000	1	2	3	3	8	2	1	0	1	1	11	11.1	
vs SMU	03/09/18	*	34	0-4	.000	0-2	.000	0-1	.000	2	3	5	3	8	1	8	1	1	1	0	10.8	
vs Memphis	3-10-18	*	32	5-9	.556	4-6	.667	4-8	.500	1	2	3	3	8	4	5	1	0	0	18	11.0	
vs Houston	3-11-18	*	31	3-5	.600	0-1	.000	2-2	1.000	0	1	1	3	7	4	1	4	0	0	8	10.9	
vs Georgia State	03/16/18	*	40	8-17	.471	4-11	.364	7-8	.875	8	3	11	3	9	1	2	1	0	2	27	11.3	
vs Nevada	03/18/18	*	27	5-17	.294	3-9	.333	4-4	1.000	3	2	5	4	0	5	3	0	0	1	17	11.5	
Totals			36	1041	138-337	409	60-177	339	78-115	678	45	98	143	40	76	103	64	13	37	414	11.5	



#35 JAUME "JAY" SOROLLA

CENTER • 7-0 • 260 • GRADUATE • TR • BARCELONA, SPAIN (SUNRISE CHRISTIAN ACADEMY/VALPARAISO)

MOMENTS

- » Scored a career-high 17 points against Southern Illinois (1/6/18).
- » Posted a double-double with 11 points and 10 rebounds vs. Oakland (1/6/17).
- » Grabbed a game-high nine rebounds at No. 5 Kentucky (12/7/16).

2019-20 Season (Grad Transfer): Tallied six points, three rebounds and a block in 13 minutes in exhibition win over Thomas More (10/31).

Prior to Cincinnati: Graduate transfer who played mostly as reserve at Valparaiso in 2018-19, averaging 4.1 points, 3.1 rebounds and 1.2 blocks while shooting 51.1 percent from the floor in 17.5 minutes ... saw action in 27 games with seven starts ... tallied a season-best 13 points on 6-of-7 shooting with five blocks and four rebounds against Drake on Jan. 26, 2019 ... played in 30 games with 14 starts, averaging 4.9 points, 3.4 rebounds and 1.1 blocks in 16.3 minutes as a sophomore in 2017-18 ... scored a career-high 17 points on 5-of-6 shooting from the field and 7-of-8 shooting from the foul line against Southern Illinois (1/6/18) ... grabbed a team-best 10 rebounds at No. 21 Purdue (12/9/17) ... tallied 16 points with eight rebounds and two blocks against Utah State (11/28/17) ... played in 32 games with nine starts, averaging 5.2 points, 4.4 rebounds and 0.9 blocks in 15.8 minutes as a freshman in 2016-17 ... grabbed a game-high nine rebounds off the bench at No. 5 Kentucky (12/7/16) ... pulled down 11 points and 10 rebounds against Oakland (1/6/17) ... played one season at Sunrise Christian Academy in Wichita, Kan., prior to his three seasons at Valparaiso ... represented Spain in several FIBA competitions, most recently at the 2016 U20 European Championship, helping his squad win the title while averaging 4.7 points and 2.1 rebounds ... also played for Spain at the U16 and U18 European Championships and was a member of Spain's team at the 2014 U17 World Championships where he averaged 7.3 points and 4.6 rebounds.

Personal: Born Feb. 18, 1997 in Tortosa, Spain ... son of Ada and Paco Sorolla ... has one brothers, Joan ... father and brother played professional basketball in Spain ... right-handed.

SEASON & CAREER STATISTICS

2018-19 SEASON

13 vs. Drake, 1/26/19	Pts	17 vs. Southern Illinois, 1/6/18#
11 vs. Purdue Northwest, 12/29/18	FG Atts	11, 3x (last vs. Purdue Northwest, 12/29/18)#
6 vs. Drake, 1/26/19	FG Made	6, 3x (last vs. Drake, 1/26/19)#
1, 2x (last vs. Loyola Chicago, 3/8/19)	3PT-FG Atts	1, 4x (last vs. Loyola Chicago, 3/8/19)#
1, 2x (last vs. Loyola Chicago, 3/8/19)	3PT-FG Made	1, 2x (last vs. Loyola Chicago, 3/8/19)#
4 vs. Purdue Northwest, 12/29/18	FT Atts	8 vs. Southern Illinois, 1/6/18#
2, 3x (last vs. Indiana State, 3/7/19)	FT Made	7 vs. Southern Illinois, 1/6/18#
9 vs. Purdue Northwest, 12/29/18	Rebs	12 vs. Indiana State, 12/17/16#
2, 4x (last vs. Southern Illinois, 2/20/19)	Assts	3 vs. Cleveland State, 2/9/17#
3 at Texas A&M, 12/19/18	Stls	3, 2x (last at Texas A&M, 12/19/18)#
5 vs. Drake, 1/26/19	Blks	5 vs. Drake, 1/26/19#
28 vs. Drake, 1/26/19	Mins	33 vs. Santa Clara, 12/22/16#

- Statistics from playing career at Valparaiso

MISCELLANEOUS STATISTICS

CATEGORY	2016-17	2017-18	2018-19	2019-20	CAREER
Double-Figure Scoring Games	5	3	2	0	10
Double-Figure Rebounding Games	2	1	0	0	3
Double-Double Games	1	0	0	0	1
20-Point Scoring Games	0	0	0	0	0
Games Led Team in Scoring	0	1	0	0	1
Games Led Team in Rebounding	3	2	3	0	8
Games Led Team in Assists	1	0	1	0	2
Games With 3+ Assists	1	0	0	0	1
Games With 3+ Blocks	3	4	6	0	13
Games With 3+ Steals	0	1	1	0	2
Games With 3+ Three-Pointers	0	0	0	0	0

CAREER STATISTICS

YEAR	GP-GS	MIN-AVG	TOTAL FG-FGA PCT	3-PTERS FG-FGA PCT	FT-FTA PCT	REBOUNDS OFF-DEF-TOT AVG	PF-FO	AST	TO	BLK	STL	PTS-AVG
2016-17*	32-9	611-19.1	65-136 .478	0-1 .000	35-50 .700	51-89-140 4.4	63-1	21	26	30	5	165-5.2
2017-18*	30-14	488-16.3	55-101 .545	0-1 .000	37-48 .771	44-59-103 3.4	74-7	7	25	32	11	147-4.9
2018-19*	27-7	472-17.5	47-92 .511	2-2 1.000	16-26 .615	26-59-85 3.1	65-2	14	28	33	10	112-4.1
TOTAL	89-30	1571-17.7	167-329 .508	2-4 .500	88-124 .710	121-207-328 3.7	202-10	42	79	95	26	324-3.6

* - Statistics from playing career at Valparaiso



#44 ADAM COOK

FORWARD • 6-6 • 180 • FRESHMAN • HS • MARYSVILLE, OHIO (MARYSVILLE HS)

Prior to Cincinnati: Earned varsity letters in basketball and track as a junior and senior at Marysville High School ... helped the Monarchs boys basketball team to a 15-7 mark as a senior during the 2015-16 season ... advanced to Ohio regionals in track as a member 4x800m relay team ... owns the triple jump record at Marysville High School.

Personal: Born May 22, 1997 in Bellefaine, Ohio ... son of Carrie and Ty Cook ... has one sister, Haley, and one brother, Ryan mother played basketball at the University of Findlay ... father ran track at the University of Findlay ... uncle, Eric Hanna, played basketball at Ohio State ... right-handed.

SEASON & CAREER STATISTICS

2019-20 SEASON	CAREER
0	Pts 0
0	FG Atts 0
0	FG Made 0
0	3PT-FG Atts 0
0	3PT-FG Made 0
0	FT Atts 0
0	FT Made 0
0	Rebs 0
0	Assts 0
0	Stls 0
0	Blks 0
0	Mins 0

MISCELLANEOUS STATISTICS

CATEGORY	2019-20	CAREER
Double-Figure Scoring Games	0	0
Double-Figure Rebounding Games	0	0
Double-Double Games	0	0
20-Point Scoring Games	0	0
Games Led Team in Scoring	0	0
Games Led Team in Rebounding	0	0
Games Led Team in Assists	0	0
Games With 3+ Assists	0	0
Games With 3+ Blocks	0	0
Games With 3+ Steals	0	0
Games With 3+ Three-Pointers	0	0

GAME-BY-GAME STATISTICS

2019-20 (JUNIOR SEASON)

CAREER STATISTICS



#45 ROB BANKS

FORWARD • 6-5 • 200 • FRESHMAN • HS • BRACKNELL, ENGLAND (GOULD ACADEMY [MAINE])

Prior to Cincinnati: Averaged 13.5 points, 6.0 rebounds during the 2018-19 season at Gould Academy, a prep school in Bethel, Maine ... played three seasons of club basketball for the Thames Valley Cavaliers in London, England, averaging 19.5 points, 3.9 rebound and 2.9 assists in the final season (2017-18) ... Played Great Britain U16 and U17 and was selected to play on the U18 squad but was held out due to injury.

Personal: Born Jan. 5, 2000 in Sydney, Australia ... son of Moirah Van Niekerk and Robert Banks ... has two sisters, Aaliyah and Chloe, and two brothers, Ruben and Ryan ... has two uncles that previous played Rugby for the Zimbabwe national team in the 1990s ... right-handed.

SEASON & CAREER STATISTICS

2019-20 SEASON		CAREER
0	Pts	0
0	FG Atts	0
0	FG Made	0
0	3PT-FG Atts	0
0	3PT-FG Made	0
0	FT Atts	0
0	FT Made	0
0	Rebs	0
0	Assts	0
0	Stls	0
0	Blks	0
0	Mins	0

MISCELLANEOUS STATISTICS

CATEGORY	2019-20	CAREER
Double-Figure Scoring Games	0	0
Double-Figure Rebounding Games	0	0
Double-Double Games	0	0
20-Point Scoring Games	0	0
Games Led Team in Scoring	0	0
Games Led Team in Rebounding	0	0
Games Led Team in Assists	0	0
Games With 3+ Assists	0	0
Games With 3+ Blocks	0	0
Games With 3+ Steals	0	0
Games With 3+ Three-Pointers	0	0

GAME-BY-GAME STATISTICS

2019-20 (JUNIOR SEASON)

CAREER STATISTICS

2018-19 SEASON STATISTICS

RECORD	OVERALL	HOME	AWAY	NEUTRAL	SCORE BY PERIODS	1	2	OT	TOTAL
All Games	28-7	16-2	7-4	5-1	Cincinnati	1197	1289	0	2510
Conference	14-4	8-1	6-3	0-0	Opponents	1015	1162	0	2194
Non-Conference	14-3	8-1	1-1	5-1					

OVERALL STATISTICS

PLAYER	GP-GS	MIN-AVG	FG	FGA	PCT	3FG	FGA	PCT	FT	FTA	PCT	OFF	DEF	TOT	AVG	PF	FO	A	TO	BLK	STL	PTS	AVG
34-CUMBERLAND, Jarron	35-35	1136-32.5	207	512	.404	80	206	.388	163	211	.773	40	115	155	4.4	80	1	127	96	14	40	657	18.8
02-WILLIAMS, Keith	35-32	908-25.9	130	288	.451	21	76	.276	65	92	.707	46	65	111	3.2	84	1	38	50	31	39	346	9.9
13-SCOTT, Trevon	35-35	1071-30.6	125	265	.472	12	39	.308	64	96	.667	82	158	240	6.9	60	1	52	39	19	29	326	9.3
03-JENIFER, Justin	34-34	889-26.1	98	219	.447	60	135	.444	35	46	.761	6	53	59	1.7	42	0	98	25	0	22	291	8.6
15-BROOME, Cane	35-4	742-21.2	99	250	.396	29	101	.287	63	84	.750	11	47	58	1.7	36	0	77	42	1	22	290	8.3
33-BROOKS, Nysier	35-35	802-22.9	99	185	.535	0	0	.000	84	133	.632	94	127	221	6.3	114	6	14	31	51	13	282	8.1
05-MOORE, Trevor	34-0	402-11.8	27	85	.318	18	68	.265	7	9	.778	14	33	47	1.4	39	0	18	10	1	14	79	2.3
10-FREDERICKS, Rashawn	35-0	359-10.3	29	81	.358	8	34	.235	15	20	.750	29	49	78	2.2	28	0	8	12	5	10	81	2.3
20-DIARRA, Mamoudou	20-0	138-6.9	17	42	.405	1	2	.500	10	14	.714	11	27	38	1.9	15	0	6	4	8	5	45	2.3
00-JOHNSON, Logan	32-0	221-6.9	23	49	.469	3	12	.250	14	20	.700	15	23	38	1.2	24	0	21	19	7	11	63	2.0
22-NSOSEME, Eliel	33-0	360-10.9	15	38	.395	0	0	.000	13	32	.406	33	74	107	3.2	39	0	4	11	18	9	43	1.3
31-MARTIN, Sam	6-0	13-2.2	2	2	1.000	0	0	.000	1	1	1.000	0	0	0	0.0	2	0	3	0	0	0	5	0.8
32-KOZ, John	5-0	9-1.8	1	2	.500	0	0	.000	0	0	.000	0	2	2	0.4	0	0	0	1	0	0	2	0.4
TEAM												67	43	110	3.1	1			25			0	
Total	35		872	2018	.432	232	673	.345	534	758	.704	448	816	1264	36.1	564	9	466	365	155	214	2510	71.7
Opponents	35		766	1869	.410	284	800	.355	378	570	.663	338	750	1088	31.1	660	-	388	476	126	133	2194	62.7

AMERICAN ATHLETIC CONFERENCE STATISTICS

PLAYER	GP-GS	MIN-AVG	FG	FGA	PCT	3FG	FGA	PCT	FT	FTA	PCT	OFF	DEF	TOT	AVG	PF	FO	A	TO	BLK	STL	PTS	AVG
34-CUMBERLAND, Jarron	18-18	631-35.1	106	273	.388	40	110	.364	106	137	.774	24	74	98	5.4	45	0	72	53	6	16	358	19.9
02-WILLIAMS, Keith	18-16	503-27.9	67	157	.427	12	45	.267	40	50	.800	21	31	52	2.9	47	1	23	29	15	22	186	10.3
03-JENIFER, Justin	18-18	460-25.6	51	121	.421	33	78	.423	23	32	.719	2	37	39	2.2	19	0	33	16	0	12	158	8.8
13-SCOTT, Trevon	18-18	553-30.7	57	127	.449	7	23	.304	27	44	.614	47	76	123	6.8	30	0	29	21	7	15	148	8.2
15-BROOME, Cane	18-2	380-21.1	48	124	.387	18	57	.316	33	44	.750	5	24	29	1.6	19	0	40	17	1	12	147	8.2
33-BROOKS, Nysier	18-18	408-22.7	46	100	.460	0	0	.000	42	66	.636	56	61	117	6.5	57	2	7	16	30	8	134	7.4
05-MOORE, Trevor	18-0	216-12.0	15	45	.333	12	39	.308	2	4	.500	9	13	22	1.2	22	0	7	3	0	5	44	2.4
20-DIARRA, Mamoudou	11-0	73-6.6	8	22	.364	0	0	.000	6	7	.857	7	13	20	1.8	8	0	3	2	6	4	22	2.0
10-FREDERICKS, Rashawn	18-0	166-9.2	9	33	.273	4	16	.250	2	4	.500	14	27	41	2.3	16	0	3	3	1	5	24	1.3
00-JOHNSON, Logan	17-0	83-4.9	9	21	.429	1	6	.167	3	6	.500	8	8	16	0.9	10	0	6	9	3	3	22	1.3
32-KOZ, John	2-0	3-1.5	1	2	.500	0	0	.000	0	0	.000	0	1	1	0.5	0	0	0	0	0	0	2	1.0
22-NSOSEME, Eliel	17-0	171-10.1	4	12	.333	0	0	.000	6	15	.400	9	29	38	2.2	19	0	2	5	10	5	14	0.8
31-MARTIN, Sam	2-0	3-1.5	0	0	.000	0	0	.000	0	0	.000	0	0	0	0.0	0	0	1	0	0	0	0	0.0
TEAM												31	22	53	2.9	0			17			0	
Total	18		421	1037	.406	127	374	.340	290	409	.709	233	416	649	36.1	292	3	226	191	79	107	1259	69.9
Opponents	18		414	983	.421	155	415	.373	184	274	.672	176	413	589	32.7	346	-	212	243	80	63	1167	64.8

NCAA TOURNAMENT STATISTICS

PLAYER	GP-GS	MIN-AVG	FG	FGA	PCT	3FG	FGA	PCT	FT	FTA	PCT	OFF	DEF	TOT	AVG	PF	FO	A	TO	BLK	STL	PTS	AVG
03-JENIFER, Justin	1-1	35-35.0	7	12	.583	3	7	.429	2	2	1.000	2	2	4	4.0	0	0	2	1	0	0	19	19.0
34-CUMBERLAND, Jarron	1-1	39-39.0	7	17	.412	3	9	.333	1	2	.500	0	1	1	1.0	1	0	4	2	0	1	18	18.0
33-BROOKS, Nysier	1-1	21-21.0	5	8	.625	0	0	.000	1	2	.500	2	3	5	5.0	5	1	0	0	1	0	11	11.0
13-SCOTT, Trevon	1-1	37-37.0	4	8	.500	0	1	.000	2	2	1.000	3	4	7	7.0	2	0	0	1	1	1	10	10.0
15-BROOME, Cane	1-0	19-19.0	3	9	.333	0	4	.000	2	4	.500	0	2	2	2.0	0	0	1	1	0	0	8	8.0
02-WILLIAMS, Keith	1-1	27-27.0	2	5	.400	0	2	.000	0	0	.000	2	4	6	6.0	3	0	1	1	0	1	4	4.0
05-MOORE, Trevor	1-0	9-9.0	0	3	.000	0	3	.000	2	2	1.000	0	1	1	1.0	4	0	1	0	0	0	2	2.0
22-NSOSEME, Eliel	1-0	7-7.0	0	1	.000	0	0	.000	0	0	.000	1	0	1	1.0	1	0	0	0	0	1	0	0.0
20-DIARRA, Mamoudou	1-0	3-3.0	0	1	.000	0	0	.000	0	0	.000	0	0	0	0.0	1	0	0	0	0	0	0	0.0
10-FREDERICKS, Rashawn	1-0	3-3.0	0	1	.000	0	1	.000	0	0	.000	1	0	1	1.0	0	0	0	0	0	0	0	0.0
00-JOHNSON, Logan	1-0	0-0.0	0	0	.000	0	0	.000	0	0	.000	0	0	0	0.0	1	0	0	0	0	0	0	0.0
TEAM												1	3	4	4.0	0			1			0	
Total	1		28	65	.431	6	27	.222	10	14	.714	12	20	32	32.0	18	1	9	7	2	4	72	72.0
Opponents	1		29	53	.547	11	22	.500	10	16	.625	7	26	33	33.0	15	-	15	14	1	1	79	79.0

2018-19 SEASON RESULTS

DATE	OPPONENT	RESULT	SCORE	ATTEND	POINTS	REBOUNDS
11/7/18	OHIO STATE	L	56-64	12,012	(22) CUMBERLAND, Jarron	(6) SCOTT, Trevon
						(6) NSOSEME, Eliel
						(6) BROOKS, Nysier
11/13/18	N.C. CENTRAL	W	73-51	10,037	(15) WILLIAMS, Keith	(7) BROOKS, Nysier
11/16/18	MILWAUKEE	W	74-63	10,163	(17) BROOME, Cane	(10) SCOTT, Trevon
						(10) BROOKS, Nysier
11/19/18	WESTERN MICHIGAN	W	78-52	8,998	(27) CUMBERLAND, Jarron	(10) BROOKS, Nysier
11/23/18	vs George Mason	W	71-55	1,250	(21) BROOME, Cane	(8) SCOTT, Trevon
11/24/18	vs Ole Miss	W	71-57	1,250	(25) CUMBERLAND, Jarron	(9) SCOTT, Trevon
11/27/18	ARKANSAS-PINE BLUFF	W	105-49	8,513	(13) JENIFER, Justin	(7) SCOTT, Trevon
12/1/18	at UNLV	W	65-61	9,572	(15) WILLIAMS, Keith	(8) WILLIAMS, Keith
						(8) NSOSEME, Eliel
12/4/18	NORTHERN KENTUCKY	W	78-65	11,218	(22) SCOTT, Trevon	(10) SCOTT, Trevon
12/8/18	XAVIER	W	62-47	12,513	(19) CUMBERLAND, Jarron	(10) SCOTT, Trevon
12/15/18	at Mississippi State	L	59-70	9,120	(21) CUMBERLAND, Jarron	(8) BROOKS, Nysier
12/19/18	UCLA	W	93-64	12,689	(25) CUMBERLAND, Jarron	(6) BROOKS, Nysier
12/22/18	SOUTH CAROLINA STATE	W	77-56	11,623	(17) BROOKS, Nysier	(8) BROOKS, Nysier
1/2/19	TULANE •	W	93-61	10,689	(22) CUMBERLAND, Jarron	(7) CUMBERLAND, Jarron
1/5/19	at ECU •	L	71-73	4,238	(18) CUMBERLAND, Jarron	(9) SCOTT, Trevon
1/10/19	at Tulsa •	Wot	70-65	4,342	(16) BROOME, Cane	(9) SCOTT, Trevon
1/12/19	UCONN •	Wot	74-72	11,375	(22) CUMBERLAND, Jarron	(6) CUMBERLAND, Jarron
						(6) BROOKS, Nysier
1/15/19	USF •	W	82-74	10,347	(34) CUMBERLAND, Jarron	(6) BROOKS, Nysier
1/19/19	at Wichita State •	W	66-55	10,254	(18) CUMBERLAND, Jarron	(10) BROOKS, Nysier
						(10) SCOTT, Trevon
1/24/19	TULSA •	W	88-64	10,484	(23) CUMBERLAND, Jarron	(11) SCOTT, Trevon
1/27/19	at Temple •	W	72-68	6,652	(25) CUMBERLAND, Jarron	(8) CUMBERLAND, Jarron
2/2/19	SMU •	W	73-68	12,256	(24) CUMBERLAND, Jarron	(9) CUMBERLAND, Jarron
2/7/19	at Memphis •	W	69-64	16,363	(17) CUMBERLAND, Jarron	(9) SCOTT, Trevon
2/10/19	at Houston •	L	58-65	7,039	(27) CUMBERLAND, Jarron	(10) BROOKS, Nysier
2/17/19	WICHITA STATE •	W	72-62	12,223	(27) CUMBERLAND, Jarron	(8) SCOTT, Trevon
						(8) FREDERICKS, Rashawn
2/21/19	UCF •	W	60-55	12,377	(12) JENIFER, Justin	(7) BROOKS, Nysier
					(12) WILLIAMS, Keith	(7) CUMBERLAND, Jarron
2/24/19	at UConn •	W	64-60	11,904	(12) WILLIAMS, Keith	(8) SCOTT, Trevon
2/27/19	at SMU •	W	52-49	5,747	(12) CUMBERLAND, Jarron	(12) BROOKS, Nysier
3/2/19	MEMPHIS •	W	71-69	12,392	(26) CUMBERLAND, Jarron	(12) BROOKS, Nysier
3/7/19	at UCF •	L	55-58	9,141	(20) SCOTT, Trevon	(9) SCOTT, Trevon
3/10/19	HOUSTON •	L	69-85	12,701	(20) CUMBERLAND, Jarron	(8) SCOTT, Trevon
3/15/19	vs SMU #	W	82-74	7,356	(26) CUMBERLAND, Jarron	(12) SCOTT, Trevon
3/16/19	vs Wichita State #	W	66-63	7,819	(13) BROOKS, Nysier	(9) BROOKS, Nysier
3/17/19	vs Houston #	W	69-57	7,223	(33) CUMBERLAND, Jarron	(8) SCOTT, Trevon
						(8) CUMBERLAND, Jarron
3/22/19	vs Iowa ^	L	72-79	19,641	(19) JENIFER, Justin	(7) SCOTT, Trevon

*-Conference game; #-American Championship; ^-NCAA Championship

ATTENDANCE SUMMARY	GAMES	TOTALS	AVG/GAME
HOME	18	202,610	11,256
AWAY	11	94,372	8,579
NEUTRAL	6	44,539	7,423
TOTAL	35	341,521	9,758

2018-19 COMPARISON GAME-BY-GAME STATISTICS

OPPONENT	1ST	2ND	SCORE	MAR	TOTAL FG	FG PCT	3-PTERS	3FG PCT	FTS	FT PCT	REBS	MAR	ASSTS	TO	BLKS	STLS	FLS
OHIO STATE	18/27	38/37	56-64	(8)	17-62/20-47	.274/.426	6-26/8-20	.231/.400	16-21/16-22	.762/.727	39/33	+6	12/7	10/13	7/5	4/2	19/22
N.C. CENTRAL	34/19	39/32	73-51	+22	31-53/17-47	.585/.362	5-14/8-17	.357/.471	6-12/9-12	.500/.750	31/26	+5	19/12	13/15	8/1	8/4	13/18
MILWAUKEE	33/33	41/30	74-63	+11	29-58/25-56	.500/.446	4-19/9-23	.211/.391	12-20/4-7	.600/.571	37/25	+12	16/11	8/11	3/0	7/2	7/19
WESTERN MICH.	43/29	35/23	78-52	+26	30-64/15-45	.469/.333	5-13/6-20	.385/.300	13-17/16-31	.765/.516	42/27	+15	19/8	11/17	4/2	10/4	21/18
George Mason	32/23	39/32	71-55	+16	27-53/22-50	.509/.440	2-7/7-23	.286/.304	15-21/4-11	.714/.364	33/20	+13	7/12	13/16	3/3	9/8	14/19
Ole Miss	37/33	34/24	71-57	+14	20-50/19-51	.400/.373	6-14/3-21	.429/.143	25-35/16-17	.714/.941	33/27	+6	9/3	7/11	6/6	4/3	18/26
ARK.-PINE BLUFF	59/22	46/27	105-49	+56	41-64/16-50	.641/.320	11-19/4-21	.579/.190	12-18/13-17	.667/.765	31/29	+2	19/11	14/31	6/0	13/7	17/19
UNLV	33/24	32/37	65-61	+4	24-49/18-51	.490/.353	6-12/7-24	.500/.292	11-16/18-29	.688/.621	31/37	(6)	14/8	17/14	4/4	7/6	23/17
NORTHERN KY.	45/28	33/37	78-65	+13	24-52/24-60	.462/.400	4-13/11-25	.308/.440	26-33/6-15	.788/.400	39/31	+8	15/11	11/13	5/3	6/5	12/22
XAVIER	28/22	34/25	62-47	+15	24-59/18-51	.407/.353	5-18/5-25	.278/.200	9-13/6-9	.692/.667	36/30	+6	16/8	5/12	4/2	4/3	14/14
Mississippi State	32/37	27/33	59-70	(11)	19-51/22-48	.373/.458	3-14/12-23	.214/.522	18-24/14-23	.750/.609	30/34	(4)	9/16	13/13	5/5	6/5	21/18
UCLA	48/31	45/33	93-64	+29	33-63/21-52	.524/.404	12-21/9-26	.571/.346	15-20/13-18	.750/.722	38/25	+13	24/16	6/14	4/5	7/1	17/19
S.C. STATE	35/16	42/40	77-56	+21	26-63/18-52	.413/.346	9-30/6-21	.300/.286	16-21/14-19	.762/.737	46/28	+18	18/13	13/13	2/1	7/6	17/16
TULANE	52/28	41/33	93-61	+32	32-67/21-57	.478/.368	10-21/9-22	.476/.409	19-23/10-14	.826/.714	36/30	+6	20/14	5/13	8/3	5/1	17/16
ECU	27/36	44/37	71-73	(2)	30-62/24-47	.484/.511	3-19/9-22	.158/.409	8-18/16-23	.444/.696	33/27	+6	11/11	15/12	7/4	6/7	21/16
Tulsa	28/26	30/32	70-65	+5	27-65/19-46	.415/.413	9-31/14-23	.290/.609	7-9/13-21	.778/.619	33/36	(3)	13/17	12/22	4/2	15/4	19/16
UConn	33/32	29/30	74-72	+2	22-52/24-58	.423/.414	5-17/11-27	.294/.407	25-38/13-16	.658/.813	30/38	(8)	15/11	10/15	3/4	8/4	17/28
SOUTH FLA.	43/31	39/43	82-74	+8	23-51/23-49	.451/.469	7-18/6-18	.389/.333	29-32/22-26	.906/.846	23/27	(4)	14/13	11/21	9/2	12/4	19/26
Wichita State	24/23	42/32	66-55	+11	18-46/21-52	.391/.404	5-14/8-21	.357/.381	25-35/5-7	.714/.714	36/24	+12	5/11	12/13	6/1	1/4	14/26
TULSA	39/28	49/36	88-64	+24	32-65/24-54	.492/.444	14-29/8-23	.483/.348	10-20/8-19	.500/.421	44/26	+18	20/15	9/10	3/2	4/4	15/15
Temple	25/35	47/33	72-68	+4	22-55/20-48	.400/.417	3-18/9-24	.167/.375	25-37/19-31	.676/.613	46/22	+24	8/10	10/8	3/0	5/4	20/25
SMU	42/35	31/33	73-68	+5	26-54/26-60	.481/.433	10-26/10-28	.385/.357	11-18/6-11	.611/.545	35/32	+3	16/12	11/9	1/3	2/3	10/17
Memphis	29/35	40/29	69-64	+5	23-58/25-56	.397/.446	11-29/10-29	.379/.345	12-22/4-8	.545/.500	38/32	+6	17/15	10/13	3/8	6/5	15/21
Houston	33/34	25/31	58-65	(7)	22-66/26-53	.333/.491	8-21/7-21	.381/.333	6-11/6-10	.545/.600	36/42	(6)	6/11	4/13	2/9	9/3	13/17
WICHITA STATE	34/24	38/38	72-62	+10	20-58/19-71	.345/.268	10-22/9-35	.455/.257	22-28/15-16	.786/.938	42/51	(9)	14/8	10/13	8/6	6/1	15/20
UCF	26/18	34/37	60-55	+5	21-52/21-45	.404/.467	7-14/9-20	.500/.450	11-12/4-7	.917/.571	28/24	+4	13/11	14/17	4/5	3/4	13/11
UConn	32/29	32/31	64-60	+4	22-53/22-56	.415/.393	5-16/3-17	.313/.176	15-16/13-21	.938/.619	40/30	+10	11/7	16/11	4/5	6/5	23/14
SMU	22/28	30/21	52-49	+3	17-64/20-57	.266/.351	4-21/7-24	.190/.292	14-15/2-3	.933/.667	50/35	+15	10/10	8/9	4/10	3/2	11/15
MEMPHIS	37/32	34/37	71-69	+2	22-57/27-56	.386/.482	4-19/8-20	.211/.400	23-36/7-10	.639/.700	38/31	+7	11/16	12/17	4/4	9/2	15/24
UCF	21/29	34/29	55-58	(3)	23-62/22-53	.371/.415	6-18/6-18	.333/.333	3-6/8-13	.500/.615	33/40	(7)	11/7	10/14	2/7	6/1	16/13
HOUSTON	35/37	34/48	69-85	(16)	19-50/30-65	.380/.462	6-21/12-23	.286/.522	25-33/13-18	.758/.722	28/42	(14)	11/13	12/13	4/5	1/5	19/26
SMU	40/38	42/36	82-74	+8	31-61/30-58	.508/.517	9-19/7-16	.474/.438	11-18/7-12	.611/.583	36/28	+8	15/10	8/10	3/2	4/6	11/16
Wichita State	29/32	37/31	66-63	+3	25-64/19-53	.391/.358	6-16/8-25	.375/.320	10-21/17-20	.476/.850	42/33	+9	13/7	7/9	7/2	5/5	14/17
Houston	33/30	36/27	69-57	+12	22-50/19-62	.440/.306	6-17/8-33	.353/.242	19-25/11-18	.760/.611	39/33	+6	6/8	11/7	3/4	2/2	16/19
Iowa	36/31	36/48	72-79	(7)	28-65/29-53	.431/.547	6-27/11-22	.222/.500	10-14/10-16	.714/.625	32/33	(1)	9/15	7/14	2/1	4/1	18/15

Note: Game totals are displayed in the format TEAM/OPPONENT for each category.

2018-19 SEASON HIGHS AND LOWS

CINCINNATI	HIGH	LOW
Points	105, Arkansas-Pine Bluff (11/27/18)	52, at SMU (2/27/19)
FG Made	41, Arkansas-Pine Bluff (11/27/18)	17, Ohio State (11/7/18)
		17, at SMU (2/27/19)
FG Att	67, Tulane (1/2/19)	46, at Wichita State (1/19/19)
FG Pct	.641 (41-64), Arkansas-Pine Bluff (11/27/18)	.266 (17-64), at SMU (2/27/19)
3FG Made	14, Tulsa (1/24/19)	2, vs. George Mason (11/23/18)
3FG Att	31, at Tulsa (1/10/19)	7, vs. George Mason (11/23/18)
3FG Pct	.579 (11-19), Arkansas-Pine Bluff (11/27/18)	.158 (3-19), at ECU (1/5/19)
FT Made	29, USF (1/15/19)	3, at UCF (3/7/19)
FT Att	38, UConn (1/12/19)	6, at UCF (3/7/19)
FT Pct	.938 (15-16), at UConn (2/24/19)	.444 (8-18), at ECU (1/5/19)
Rebounds	50, at SMU (2/27/19)	23, USF (1/15/19)
Assists	24, UCLA (12/19/18)	5, at Wichita State (1/19/19)
Steals	15, at Tulsa (1/10/19)	1, at Wichita State (1/19/19)
		1, Houston (3/10/19)
Blocks	9, USF (1/15/19)	1, SMU (2/2/19)
Turnovers	17, at UNLV (12/1/18)	4, at Houston (2/10/19)
Fouls	23, at UConn (2/24/19) &	7, Milwaukee (11/16/18)
	23, at UNLV (12/1/18)	

OPPONENT	HIGH	LOW
Points	85, Houston (3/10/19)	47, Xavier (12/8/18)
FG Made	30, vs. SMU (3/15/19) &	15, Western Michigan (11/19/18)
	30, Houston (3/10/19)	
FG Att	71, Wichita State (2/17/19)	45, Western Michigan (11/19/18)
FG Pct	.547 (29-53), vs. Iowa (3/22/19)	.268 (19-71), Wichita State (2/17/19)
3FG Made	14, at Tulsa (1/10/19)	3, vs. Ole Miss (11/24/18) &
		3, at UConn (2/24/19)
3FG Att	35, Wichita State (2/17/19)	16, vs. SMU (3/15/19)
3FG Pct	.609 (14-23), at Tulsa (1/10/19)	.143 (3-21), vs. Ole Miss (11/24/18)
FT Made	22, USF (1/15/19)	2, at SMU (2/27/19)
FT Att	31, at Temple (1/27/19) &	3, at SMU (2/27/19)
	31, Western Michigan (11/19/18)	
FT Pct	.941 (16-17), vs. Ole Miss (11/24/18)	.364 (4-11), vs. George Mason (11/23/18)
Rebounds	51, Wichita State (2/17/19)	20, vs. George Mason (11/23/18)
Assists	17, at Tulsa (1/10/10)	3, vs. Ole Miss (11/24/18)
Steals	8, vs. George Mason (11/23/18)	1, UCLA (12/19/18); 1, Tulane (1/2/19)
		1, Wichita State (2/17/19); 1, at UCF (3/7/19) &
		1, vs. Iowa (3/22/19)
Blocks	10, at SMU (2/27/19)	0, Milwaukee (11/16/18); 0, Arkansas-Pine Bluff (11/27/18) &
		0, at Temple (1/27/18)
Turnovers	31, Arkansas-Pine Bluff (11/27/18)	7, vs. Houston (3/17/19)
Fouls	28, UConn (1/12/19)	11, UCF (2/21/19)

NON-RETURNING PLAYER CAREER STATISTICS

33

NYSIER BROOKS

CENTER • 6-11 • 240 • 3L • PHILADELPHIA, PA. (ADVANCED PREP INTERNATIONAL [TEXAS])

YEAR	GP-GS	MIN-AVG	TOTAL		3-PTERS		FT-FTA	PCT	REBOUNDS		PF-FO	AST	TO	BLK	STL	PTS-AVG
			FG-FGA	PCT	FG-FGA	PCT			OFF-DEF-TOT	AVG						
2016-17	33-0	279-8.5	28-53	.528	0-0	.000	23-40	.575	20-33-53	1.6	55-1	2	19	22	4	79-2.4
2017-18	35-2	340-9.7	38-77	.494	0-0	.000	16-29	.552	32-49-81	2.3	54-0	8	22	20	12	92-2.6
2018-19	35-35	802-22.9	99-185	.535	0-0	.000	84-133	.632	94-127-221	6.3	114-6	14	31	51	13	282-8.1
TOTAL	103-37	1421-13.8	165-315	.524	0-0	.000	123-202	.609	146-209-355	3.4	223-7	24	72	93	29	453-4.4

15

CANE BROOME

GUARD • 6-0 • 165 • 2L • EAST HARTFORD, CONN. (SACRED HEART)

YEAR	GP-GS	MIN-AVG	TOTAL		3-PTERS		FT-FTA	PCT	REBOUNDS		PF-FO	AST	TO	BLK	STL	PTS-AVG
			FG-FGA	PCT	FG-FGA	PCT			OFF-DEF-TOT	AVG						
2014-15*	31-30	984-31.7	158-358	.441	42-128	.328	84-113	.743	15-107-122	3.9	62-1	77	71	6	33	442-14.3
2015-16*	30-30	1124-37.5	236-530	.445	66-212	.311	156-203	.768	17-131-148	4.9	71-2	88	115	0	51	694-23.1
2017-18	34-3	698-20.5	95-205	.463	32-82	.390	46-65	.708	16-36-52	1.5	44-0	95	51	2	31	268-7.9
2018-19	35-4	742-21.2	99-250	.396	29-101	.287	63-84	.750	11-47-58	1.7	36-0	77	42	1	22	290-8.3
TOTAL	69-7	1440-20.9	194-455	.426	61-183	.333	109-149	.732	27-83-110	1.6	80-0	172	93	3	53	558-8.1
All*	130-67	3548-27.3	588-1343	.438	169-523	.323	349-465	.751	59-321-380	2.9	213-3	337	279	9	137	1694-13.0

* - Statistics from Sacred Heart

10

RASHAWN FREDERICKS

GUARD/FORWARD • 6-5 • 200 • 1L • ST. CROIX, VIRGIN ISLANDS (MOTLOW STATE CC)

YEAR	GP-GS	MIN-AVG	TOTAL		3-PTERS		FT-FTA	PCT	REBOUNDS		PF-FO	AST	TO	BLK	STL	PTS-AVG
			FG-FGA	PCT	FG-FGA	PCT			OFF-DEF-TOT	AVG						
2018-19	35-0	359-10.3	29-81	.358	8-34	.235	15-20	.750	29-49-78	2.2	28-0	8	12	5	10	81-2.3
TOTAL	35-0	359-10.3	29-81	.358	8-34	.235	15-20	.750	29-49-78	2.2	28-0	8	12	5	10	81-2.3

3

JUSTIN JENIFER

GUARD • 5-10 • 175 • 4L • BALTIMORE, MD. (MILFORD MILL ACADEMY)

YEAR	GP-GS	MIN-AVG	TOTAL		3-PTERS		FT-FTA	PCT	REBOUNDS		PF-FO	AST	TO	BLK	STL	PTS-AVG
			FG-FGA	PCT	FG-FGA	PCT			OFF-DEF-TOT	AVG						
2015-16	27-0	232-8.6	21-58	.362	10-30	.333	14-20	.700	2-16-18	0.7	18-0	34	17	0	14	66-2.4
2016-17	35-0	446-12.7	37-90	.411	17-45	.378	7-14	.500	8-27-35	1.0	32-0	68	16	0	16	98-2.8
2017-18	36-33	704-19.6	50-137	.365	30-84	.357	44-57	.772	8-29-37	1.0	43-0	91	24	0	17	174-4.8
2018-19	34-34	889-26.1	98-219	.447	60-135	.444	35-46	.761	6-53-59	1.7	42-0	98	25	0	22	291-8.6
TOTAL	132-67	2271-17.2	206-504	.409	117-294	.398	100-137	.730	24-125-149	1.1	135-0	291	82	0	69	629-4.8

0

LOGAN JOHNSON

GUARD • 6-2 • 175 • 1L • MOUNTAIN VIEW, CALIF. (SAINT FRANCIS HS)

YEAR	GP-GS	MIN-AVG	TOTAL		3-PTERS		FT-FTA	PCT	REBOUNDS		PF-FO	AST	TO	BLK	STL	PTS-AVG
			FG-FGA	PCT	FG-FGA	PCT			OFF-DEF-TOT	AVG						
2018-19	32-0	221-6.9	23-49	.469	3-12	.250	14-20	.700	15-23-38	1.2	24-0	21	19	7	11	63-2.0
TOTAL	32-0	221-6.9	23-49	.469	3-12	.250	14-20	.700	15-23-38	1.2	24-0	21	19	7	11	63-2.0

22

ELIEL NSOSEME

FORWARD/CENTER • 6-9 • 225 • 2L • KINSHASA, CONGO (RISE CENTRE ACADEMY [ONTARIO, CANADA])

YEAR	GP-GS	MIN-AVG	TOTAL		3-PTERS		FT-FTA	PCT	REBOUNDS		PF-FO	AST	TO	BLK	STL	PTS-AVG
			FG-FGA	PCT	FG-FGA	PCT			OFF-DEF-TOT	AVG						
2017-18	29-0	166-5.7	11-21	.524	0-0	.000	4-20	.200	20-29-49	1.7	23-0	5	11	11	3	26-0.9
2018-19	33-0	360-10.9	15-38	.395	0-0	.000	13-32	.406	33-74-107	3.2	39-0	4	11	18	9	43-1.3
TOTAL	62-0	526-8.5	26-59	.441	0-0	.000	17-52	.327	53-103-156	2.5	62-0	9	22	29	12	69-1.1

• PLEASE NOTE: No. 11 LaQuill Hardnett (F, 6-8, 210, Fr.-HS, Philadelphia, Pa./Perry Hall HS) redshirted the 2018-19 campaign at Cincinnati before transferring following the season.



Official Basketball Box Score -- Game Totals -- Final Statistics

Ohio St. vs Cincinnati

11/07/18 6:00 pm at Fifth Third Arena (Cincinnati, Ohio)



Ohio St. 64 • 1-0

##	Player		Total	3-Ptr	FT-FTA	Rebounds			PF	TP	A	TO	Blk	Stl	Min
			FG-FGA	FG-FGA		Off	Def	Tot							
24	Andre Wesson	f	2-3	2-2	0-0	0	2	2	4	6	0	2	0	0	17
25	Kyle Young	f	2-2	0-0	6-7	3	5	8	0	10	0	1	0	0	35
34	Kaleb Wesson	f	5-9	1-3	4-6	2	5	7	3	15	0	4	2	1	27
01	Luther Muhammad	g	4-10	2-3	1-2	0	2	2	4	11	1	2	1	0	29
03	C.J. Jackson	g	3-10	2-7	5-6	0	0	0	1	13	1	2	0	0	33
02	Musa Jallow		1-3	0-0	0-0	1	1	2	3	2	0	0	2	0	11
04	Duane Washington Jr.		1-3	1-2	0-0	0	4	4	3	3	0	0	0	0	20
32	Keyshawn Woods		2-7	0-3	0-1	0	2	2	4	4	5	2	0	1	27
	Team					2	4	6							
Totals			20-47	8-20	16-22	8	25	33	22	64	7	13	5	2	199

FG % 1st Half: 9-27 33.3% 2nd half: 11-20 55.0% Game: 20-47 42.6%
 3FG % 1st Half: 3-11 27.3% 2nd half: 5-9 55.6% Game: 8-20 40.0%
 FT % 1st Half: 6-6 100.0 2nd half: 10-16 62.5% Game: 16-22 72.7%

Deadball
Rebounds
3,1

Cincinnati 56 • 0-1

##	Player		Total	3-Ptr	FT-FTA	Rebounds			PF	TP	A	TO	Blk	Stl	Min
			FG-FGA	FG-FGA		Off	Def	Tot							
13	SCOTT, Tre	f	2-5	1-3	3-4	2	4	6	2	8	2	2	2	0	29
33	BROOKS, Nysier	c	3-6	0-0	1-2	4	2	6	5	7	0	1	2	0	24
03	JENIFER, Justin	g	2-8	1-4	0-0	0	2	2	2	5	5	1	0	1	27
15	BROOME, Cane	g	1-10	1-4	2-2	2	0	2	1	5	2	0	0	0	28
34	CUMBERLAND, Jarron	g	7-17	3-7	5-7	0	2	2	2	22	2	4	0	1	23
00	JOHNSON, Logan		0-2	0-1	2-2	0	0	0	2	2	0	0	2	0	10
02	WILLIAMS, Keith		1-6	0-2	2-2	1	2	3	1	4	0	1	1	1	13
05	MOORE, Trevor		1-5	0-3	0-0	0	2	2	1	2	0	0	0	1	18
10	FREDERICKS, Rashawn		0-2	0-2	1-2	1	1	2	1	1	0	0	0	0	14
22	NSOSEME, Eliel		0-1	0-0	0-0	2	4	6	2	0	1	1	0	0	14
	Team					7	1	8							
Totals			17-62	6-26	16-21	19	20	39	19	56	12	10	7	4	200

FG % 1st Half: 4-29 13.8% 2nd half: 13-33 39.4% Game: 17-62 27.4%
 3FG % 1st Half: 2-12 16.7% 2nd half: 4-14 28.6% Game: 6-26 23.1%
 FT % 1st Half: 8-10 80.0% 2nd half: 8-11 72.7% Game: 16-21 76.2%

Deadball
Rebounds
5,2

Officials: Terry Oglesby, Keith Kimble, Bill Ek
 Technical fouls: Ohio St.-Luther Muhammad; TEAM. Cincinnati-None.
 Attendance: 12012

Score by periods	1st	2nd	Total
Ohio St.	27	37	64
Cincinnati	18	38	56

Points	In Paint	Off T/O	2nd Chance	Fast Break	Bench
OSU	18	8	14	5	9
CIN	18	12	9	8	9

Last FG - OSU 2nd-00:29, CIN 2nd-01:00.
 Largest lead - OSU by 16 2nd-15:26, CIN by 3 1st-18:59.

Score tied - 0 times.
 Lead changed - 1 time.