



MOUNTAINEER FOOTBALL

PO BOX 877 // MORGANTOWN, WV 26507-0877 // 304.293.2821 PHONE

WVUSPORTS.COM

KOLE TAYLOR



WEST VIRGINIA MOUNTAINEERS

2023 Record: 6-4, 4-3 Big 12
Head Coach: Neal Brown
Alma Mater: UMass ('02)
Record at WVU: 28-29 (5th)
Overall Record: 63-45 (9th)

GAME 11

DATE:
Saturday, Nov. 18, 2023

TIME: 2:30 p.m. (ET)

LOCATION: Morgantown, W.Va.

STADIUM: Milan Puskar Stadium (60,000)

LIVE BROADCAST:
Big 12 Now on ESPN+

LIVE AUDIO:
Mountaineer Sports Network by
Learfield
WVU Game Day Apps and WVUSports.com

TWITTER UPDATES: @wvufotball

LIVE STATS:
www.statbroadcast.com



CINCINNATI BEARCATS

2023 Record: 3-7, 1-6 Big 12
Head Coach: Scott Satterfield
Alma Mater: .. Appalachian State ('96)
Record at UC: 3-7 (1st)
Overall Record: 79-55 (11th)

NOTING THE MOUNTAINEERS

- The 2023 season marks West Virginia's 131st season of football. The Mountaineers are the 15th winningest program in college football
- WVU is 6-8-1 in games played on Nov. 18, including 5-4 at home. The last time WVU played on that date was in 2017 against Texas (L/28-14)
- With the win over BYU, WVU became bowl eligible for the 40th time in school history.
- West Virginia is ranked No. 21 nationally in fewest penalties per game (48) and No. 28 in fewest penalty yards (432)
- West Virginia has three blocked kicks for the season, ranking No. 6 nationally
- West Virginia is averaging 33:35 per game of possession time, ranking No. 2 nationally
- The Mountaineers are No. 3 nationally in punt return defense, surrendering 0.00 yards per return on 12 returns with a long of 11 yards
- The Mountaineers are No. 1 in the Big 12 and No. 7 nationally in fewest sacks allowed per game (0.90)
- The WVU offense is producing 213.8 rushing yards per game, ranking No. 7 nationally
- Among Power 5 schools, WVU has the longest streak of game with 140 or more rushing yards (13), three more than any other team
- West Virginia's defense has produced 6.4 tackles for loss per game, ranking No. 31 nationally
- WVU has thrown only five interceptions this season, ranking No. 24 nationally
- WVU is averaging 14.25 passing yards per completion this season, ranking No. 3 in the Big 12 and No. 14 nationally
- West Virginia has produced 1,380 rushing yards over the past six games, averaging 230 yards per game
- In Big 12 games, the Mountaineers lead the Big 12 in rushing yards per game (219.57) and are tied for second in rushing touchdowns (17)
- WVU is ranked No. 22 in net punting nationally, averaging 41.03 yards per punt
- The Mountaineers are ranked No. 14 nationally in passing yards per completion (14.25)
- WVU has produced 220 first downs this season, ranking No. 40 nationally
- West Virginia is averaging 33:35 in time of possession per game, ranking No. 1 in the Big 12 and No. 2 nationally

THE SERIES

All-Time Series WVU leads 16-3-1
In Morgantown WVU leads 8-2-1
In Cincinnati WVU leads 8-1
At Neutral Site 0-0
First Meeting 1921, WVU 50-0 (H)
Last Meeting 2011, WVU 24-21 (A)
Brown vs. UC First Meeting
Brown vs. Satterfield 1-2
Satterfield vs. WVU First Meeting

- Quarterback Garrett Greene is No. 4 nationally in passing yards per completion (15.88) and No. 34 nationally in yards per pass attempt (8.09)
- Running back CJ Donaldson is ranked No. 23 nationally in rushing touchdowns (10)
- Receiver Devin Carter is ranked No. 21 nationally in yards per reception (18.50)
- Cornerback Beanie Bishop Jr. is ranked No. 1 nationally in passes defended (21 total, 2.3 per game) and pass breakups (19) and No. 9 in interceptions (4)
- Bishop needs three more pass breakups to surpass WVU's single-season record (21), currently held by Brian King (2003)
- Kicker Michael Hayes is ranked No. 19 nationally in field goal percentage, hitting 85.7% of his field goal attempts (12-of-14)
- Punt returner Preston Fox is averaging 9.7 yards per return, ranking No. 19 nationally

2023 SCHEDULE & RESULTS



AT PENN STATE
Sept. 2
L/38-15
NBC



DUQUESNE
Sept. 9
W/56-17
Big 12 Now



PITT
Sept. 16
W/17-6
ABC



TEXAS TECH
Sept. 23
W/20-13
Big 12 Now



AT TCU
Sept. 30
W/24-21
ESPN2



AT HOUSTON
Oct. 12 (Thurs.)
L/41-39
FS1



OKLAHOMA STATE
Oct. 21
L/48-34
ESPN



AT UCF
Oct. 28
W/41-28
FS1



BYU
Nov. 4
W/37-7
FS1



AT OKLAHOMA
Nov. 11
L/59-20
FOX



CINCINNATI
Nov. 18
2:30 p.m.
Big 12 Now



AT BAYLOR
Nov. 25
TBA

131ST SEASON OF WVU FOOTBALL



GAME COVERAGE

TV **Big 12 Now on ESPN+**
Jorge Sedano (PBP), Orlando Franklin (analyst)
Marilyn Payne (sideline)

Radio **Mountaineer Sports Network**
Tony Caridi (PBP), Dwight Wallace (analyst),
Jed Drenning (sideline),
Andrew Caridi, John Antonik (Pre/Postgame Show)

Satellite Radio Broadcast **SiriusXM**
Sirius Ch 210 or 207
<https://siriusxm.us/SXM995>

Live Statistics www.statbroadcast.com

Twitter Updates @WVUFootball

NATIONAL RANKINGS

ASSOCIATED PRESS // NOV. 12, 2023

School	Points	Record	Prev. Rank
1. Georgia (54)	1,540	10-0	1
2. Michigan (7)	1,464	10-0	2
3. Ohio State (1)	1,433	10-0	3
4. Florida State	1,366	10-0	4
5. Washington	1,322	10-0	5
6. Oregon	1,218	9-1	6
7. Texas	1,180	9-1	7
8. Alabama	1,141	9-1	8
9. Louisville	1,002	9-1	11
10. Oregon State	934	8-2	12
11. Missouri	917	8-2	16
12. Penn State	857	8-2	9
13. Ole Miss	810	8-2	10
14. Oklahoma	733	8-2	17
15. LSU	703	7-3	18
16. Utah	543	7-3	13
17. Tulane	412	9-1	20
18. JMU	405	10-0	21
19. Arizona	387	7-3	23
20. Notre Dame	359	7-3	22
21. Tennessee	333	7-3	14
22. North Carolina	265	8-2	24
23. Kansas State	240	7-3	NR
24. Oklahoma State	178	7-3	15
25. Liberty	133	10-0	25

ARV: Iowa 111, Kansas 83, Toledo 51, Fresno State 13, Southern California 5, UNLV 4, SMU 4, NC State 2, Miami (Ohio), Texas A&M.

AFCA COACHES POLL // NOV. 12, 2023

School	Points	Record	Prev. Rank
1. Georgia (58)	1,591	10-0	1
2. Michigan (3)	1,479	10-0	2
3. Ohio State (3)	1,467	10-0	3
4. Florida State	1,428	10-0	4
5. Washington	1,358	10-0	5
6. Oregon	1,256	9-1	6
7. Texas	1,207	9-1	7
8. Alabama	1,197	9-1	8
9. Louisville	1,042	9-1	11
10. Oregon State	945	8-2	13
11. Missouri	937	8-2	15
12. Penn State	890	8-2	9
13. Oklahoma	817	8-2	16
14. Ole Miss	815	8-2	10
15. LSU	667	7-3	19
16. Utah	531	7-3	14
17. Tulane	434	9-1	20
18. Notre Dame	424	7-3	22
19. Tennessee	401	7-3	12
20. North Carolina	387	8-2	23
21. JMU	343	10-0	21
22. Arizona	295	7-3	24
23. Iowa	252	8-2	NR
24. Kansas State	216	7-3	NR
25. Oklahoma State	145	7-3	17

ARV: Kansas 90, Liberty 79, SMU 27, UNLV 24, Toledo 16, North Carolina State 16, USC 7, Fresno State 6, Troy 5, Air Force 5, Memphis.



JAHMIE WHITE

SEAN MARTIN

STATISTICAL COMPARISONS

West Virginia	WVU Opponents	Cincinnati	Cincinnati Opponents
30.3	27.8	25.2	26.9
220	203	228	184
213.8	147.2	223.3	138.7
196.7	247.3	220.6	225.0
410.5	394.5	443.9	363.7
19.4	23.6	18.1	20.3
8.4	0.0	3.5	5.1
9-16.2	6-9.0	7-12.0	10-10.9
10-6	8-4	13-6	16-5
48-432	64-589	57-528	51-347
41.4	38.0	41.2	42.9
12-14	9-16	14-17	13-18
33:35	26:25	32:35	27:26
56-140 (40%)	51-132 (39%)	63-149 (42%)	50-130 (38%)
16-31 (52%)	10-21 (48%)	11-28 (39%)	9-14 (64%)
20-135	9-53	18-116	23-125
38-45 (84%)	29-34 (85%)	29-39 (74%)	33-37 (89%)

THE 2023 ROSTER

- The 2023 roster currently consists of 113 players from 24 different states and four foreign countries: Australia (1), Finland (1), Sweden (1) and The Netherlands (1).
- Leading the way is West Virginia (19), Florida (13), Pennsylvania (13), Ohio (12), Georgia (8), Kentucky (6), Maryland (5), North Carolina (5), South Carolina (3), New Jersey (3), New York (3), Virginia (3), Alabama (2), Delaware (2), Michigan (2), Texas (2), Arizona, Colorado, Indiana, Illinois, Massachusetts, Mississippi, Missouri and Washington.

AT HOME

- The 2023 season marks the 44th season of competition for West Virginia at Milan Puskar Stadium. WVU holds a 196-76-4 (.717) all-time mark at the facility, which opened in 1980.
- The Mountaineers defeated Duquesne, 56-17, in their 2023 home opener on Sept. 9, Pitt in the 106th Backyard Brawl, 17-6, on Sept. 16 and the third in a row against Texas Tech, 20-13, on Sept. 23. WVU dropped its first home game of the season against Oklahoma State on Oct. 21. WVU won its fourth home game of the season, 37-7, against BYU on Nov. 4.

ON TURF

- Since 1980, West Virginia is 269-128-4 in games played on artificial turf surfaces.
- WVU was 57-29 on turf in the 1990s, 66-21 on turf in the 2000s, 62-40 during the 2010s and 20-15 during the 2020s on turf

SERIES HISTORY WITH CINCINNATI

- This marks the 21st meeting in the series, with WVU leading, 16-3-1. WVU is 9-2-1 in games played in Morgantown and 7-1 in Cincinnati.
- WVU was 11-0-1 in the first 12 games in the series, winning the first two games, 50-0 in 1921 and 34-0 in 1922. The two teams played again in 1936, 1939 and 1940, with WVU winning the first two, 40-6 and 7-0, and tying the third game, 7-7.
- The Mountaineers won in 1969 (57-11), 1980 (41-27) and five more between 1987-2002. UC earned its first win in 2003 and also won in 2007 and 2008. WVU won all three between 2005-07 and in 2010 and the last one in 2011.
- All the games played until 2005 were non-conference matchups. The two competed as members of the Big East from 2005-2011 when WVU left to join the Big 12.

2010, home, West Virginia, 37-10
2009, away, Cincinnati, 24-21
2008, home, Cincinnati, 26-23/ OT
2007, away, West Virginia, 28-23
2006, home, West Virginia, 42-24
2005, away, West Virginia, 38-0
2003, home, Cincinnati, 15-13
2002, away, West Virginia, 35-32
1990, home, West Virginia, 28-20
1989, home, West Virginia, 69-3
1988, away, West Virginia, 51-13
1987, home, West Virginia, 45-17
1980, home, West Virginia, 41-27
1969, home, West Virginia, 57-1
1940, home, tie, 7-7
1939, away, West Virginia, 7-0
1936, away, West Virginia, 40-6
1922, home, West Virginia, 34-0
1921, home, West Virginia, 50-0





NIGHT GAMES

- West Virginia is 86-77-3 all-time in games played after 5 p.m., including 44-49-1 on the road, 35-17-2 at home and 7-11 at a neutral site.
- The first night game in WVU history was played at George Washington (L 19-0) in 1940.

AGAINST RANKED TEAMS

- Beginning with a 27-0 loss to Fordham on Oct. 18, 1941, West Virginia has played 171 games against nationally ranked teams. Of those, 51 have been Mountaineer victories.
- Since 1999, WVU has posted 27 victories over ranked teams. Penn State was ranked No. 7 in the Associated Press and AFCA Coaches Polls and Oklahoma was No. 17 in the AP Poll and No. 15.

OVERTIME GAMES

- The 27-21, double-overtime win over Baylor in 2020 marked the 15th and most recent overtime game in West Virginia history. The Mountaineers own a 7-8 record in overtime games.
- West Virginia played its first overtime game against Pitt in 1997, dropping a three-overtime thriller, 41-38.

Overtime Games

Oct. 3, 2020	WVU 27, Baylor 21, OT
Oct. 10, 2015	Oklahoma State 33, WVU 26, OT
Nov. 30, 2013	Iowa State 52, WVU 44, 3OT
Nov. 9, 2013	Texas 47, WVU 40, OT
Nov. 2, 2013	WVU 30, TCU 27, OT
Nov. 3, 2012	TCU 39, WVU 38 2OT
Oct. 29, 2010	UConn 16, WVU 13 OT
Sept. 10, 2010	WVU 24, Marshall 21 OT
Nov. 8, 2008	Cincinnati 26, WVU 23 OT
Sept. 18, 2008	Colorado 17, WVU 14 OT
Dec. 2, 2006	WVU 41, Rutgers 39, 3OT
Oct. 15, 2005	WVU 46, Louisville 44, 3OT
Sept. 18, 2004	WVU 19, Maryland 16 OT
Nov. 11, 2000	WVU 31, Rutgers 24, 2OT
Nov. 28, 1997	Pitt 41, WVU 38, 3OT

ON NETWORK TELEVISION

- The FOX broadcast of the Oklahoma game marked the 320th network television game for WVU.
- All-time, the Mountaineers are 167-152-1 in nationally televised games.

2023 Big 12 Standings

	Big 12	Pct.	Overall	Pct.
Texas	6-1	.857	9-1	.900
Oklahoma State	5-2	.714	7-3	.700
Oklahoma	5-2	.714	8-2	.800
Kansas State	5-2	.714	7-3	.700
Iowa State	5-2	.714	6-4	.600
West Virginia	4-3	.571	6-4	.600
Texas Tech	4-3	.571	5-5	.500
Kansas	4-3	.571	7-3	.700
BYU	2-5	.286	5-5	.500
TCU	2-5	.286	4-6	.400
Houston	2-5	.286	4-6	.400
Baylor	2-5	.286	3-7	.300
UCF	2-5	.286	5-5	.500
Cincinnati	1-6	.143	3-7	.300

NCAA ALL-TIME VICTORY LEADERS

Team	Years	Games	Record	Pct.
1. Michigan	144	1,388	999-353-36	.731
2. Ohio State	134	1,346	963-331-53	.733
3. Alabama	129	1,341	962-336-43	.732
4. Texas	131	1,369	945-391-33	.701
5. Notre Dame	134	1,323	944-337-42	.730
6. Oklahoma	129	1,335	942-340-53	.725
7. Penn State	137	1,377	927-409-41	.688
8. Nebraska	134	1,379	918-421-40	.682
9. Georgia	130	1,360	878-428-54	.663
10. Tennessee	127	1,340	874-413-53	.672
11. USC	130	1,294	873-367-54	.696
12. LSU	130	1,321	840-434-47	.654
13. Auburn	131	1,314	799-468-47	.626
14. Clemson	128	1,312	795-472-45	.623
15. West Virginia	131	1,349	778-526-45	.593
16. Texas A&M	129	1,326	777-501-48	.604
17. Washington	134	1,286	771-465-50	.616
18. Virginia Tech	130	1,320	770-504-46	.602

AGAINST THE BIG 12

- West Virginia is 79-61 all-time against current members of the Big 12 Conference. WVU is 7-4 vs. Baylor; 2-0 against BYU; 16-3-1 vs. Cincinnati; 0-1 against Houston, 6-5 against Iowa State; 10-2 vs. Kansas; 6-7 against Kansas State; 3-12 vs. Oklahoma; 5-10 against Oklahoma State; 8-5 vs. TCU; 6-6 against Texas; 7-6 vs. Texas Tech and 3-0 against UCF.

ON GRASS

- Since 1980, West Virginia is 58-72 in games played on natural grass. The Mountaineers were 20-20 during the 2010 decade, are 3-7 during the

COMPARING THE TWO NATIONALLY

	WVU	CIN
Scoring Offense	45 (30.3)	79 (25.2)
Scoring Defense	79 (27.8)	73 (26.9)
Rushing Offense	7 (213.8)	5 (223.3)
Rushing Defense	60 (147.2)	48 (138.7)
Passing Offense	98 (196.7)	75 (220.6)
Total Offense	46 (410.5)	25 (443.9)
Passes Had Intercepted	24 (6)	91 (10)
Pass Defense	107 (247.3)	62 (225.0)
Total Defense	86 (394.5)	51 (363.7)
Kickoff Returns	76 (19.43)	95 (18.08)
Punt Returns	66 (8.41)	114 (3.47)
Net Punting	22 (41.03)	17 (41.63)
Passing Efficiency	81 (127.81)	64 (134.90)
Turnover Margin	53 (0.10)	96 (-0.40)
Interceptions	46 (9)	81 (7)
Pass Eff. Defense	77 (134.79)	74 (134.28)
First Downs	40 (220)	23 (228)
First Down Defense	74 (203)	40 (184)
Third Down Conv.	59 (40.0)	44 (42.3)
Opponent Third Down	62 (38.6)	61 (38.5)
Fourth Down Conv.	66 (51.6)	106 (39.3)
Opponent Fourth Down	55 (47.6)	114 (64.3)
Sacks By	74 (2.00)	94 (1.80)
Sacks Against	7 (0.90)	83 (2.30)
Tackles for Loss	31 (6.4)	46 (6.0)
Tackles for Loss Allowed	42 (5.00)	92 (6.40)
Penalties	21 (48)	53 (57)
Possession Time	2 (33:35)	11 (32:35)
Punt Return Defense	3 (0.00)	33 (5.14)
Kickoff Return Defense	114 (23.57)	73 (20.29)
Turnovers Gained	71 (13)	91 (12)
Fumbles Recovered	88 (4)	68 (5)
Red Zone Offense	67 (84.4%)	115 (74.4%)
Red Zone Defense	83 (85.3%)	104 (89.2%)

AVERAGE PER DOWN

- Here's a breakdown of how the 2023 West Virginia offense is operating on first, second, third and fourth down:
- On first down, the Mountaineers have run 311 plays and have gained 1,788 yards for a 5.7 average. On second down, the Mountaineers have run 234 plays for 1,407 yards and a 6.0 average. On third down, the Mountaineers have run 140 plays for 771 yards and a 5.5 average gain. West Virginia has run 31 plays on fourth down for 139 yards and a 4.5 average.
- WVU's touchdowns have come 17 times on first down (11 rush/6 pass), 11 times on second down (7 rush/4 pass), eight times on third down (5 rush/3 pass) and two times on fourth down (1 rush/1 pass).

OFFENSIVE ANALYSIS

- Breaking down the West Virginia offensive numbers for the 2023 season shows that the Mountaineers have run 716 plays, 452 on the ground and 264 through the air.
- The rushing game has totaled 2,138 yards, an average of 4.7 yards per carry and 24 touchdowns. The passing attack has totaled 1,967 yards, 14 touchdowns and an average of 14.3 yards per completion.
- Combine the two and the Mountaineers have turned in 4,105 yards of total offense, 38 touchdowns, an average of 5.7 yards per play and an average of 30.3 points per game.
- Deeper analysis shows that the Mountaineer offense has gained 118 first downs by the run and 78 via the pass. On average, West Virginia has totaled 213.8 yards per game on the ground, 196.7 yards per game passing and 410.5 yards per game of total offense.

NORMAN, Okla. (Nov. 11, 2023) - Playing for the last time as Big 12 conference members, No. 17/16 Oklahoma defended its home turf in a big way with a 59-20 victory over West Virginia.

The game was total domination by the Sooners, especially from their quarterback Dillon Gabriel who threw for 423 yards and five touchdowns against the Mountaineer defense. Gabriel added three touchdowns rushing for eight total touchdowns in the rout.

The game started favorably for the visitors from Morgantown as the Mountaineers took the game's opening drive 75 yards in eight plays for a 7-0 lead on running back CJ Donaldson Jr.'s 13-yard run. The big play in the drive was quarterback Garrett Greene's 32-yard completion to receiver Devin Carter.

That opening drive was the highlight of the night for the Mountaineers as Oklahoma took over and never looked back. The Sooners took their first drive to the end zone easily with gains of 19, 23, and 30 yards to tie the game on Gabriel's 2-yard run at the 8:27 mark of the first quarter.

Gabriel's first score started a string of 31 unanswered points by the home team that didn't end until seven seconds before halftime.

Before the end of the quarter, Gabriel added his second touchdown run, and kicker Zach Schmit converted a 23-yard field goal early in the second quarter for a 17-7 Sooner advantage.

Gabriel did the rest of the damage in the first half with his arm connecting on a 3-yard scoring toss to receiver Austin Stogner and then a 32-yard touchdown pass to Jayden Gibson, giving Oklahoma a 31-7 lead.

West Virginia stopped the onslaught with Greene's 3-yard touchdown completion to tight end Kole Taylor, ending a 75-yard drive before halftime with the score 31-14 in favor of the Sooners.

Oklahoma picked up where it left off to start the second half. The third quarter's opening drive saw receiver Drake Stoops haul in a 60-yard scoring reception to up the Sooner advantage to 38-14 just 1:12 into the third.

West Virginia scored its final points at the 9:28 mark on Carter's 7-yard touchdown catch, but the Sooners closed the game with 21 more points for the lopsided win.

Oklahoma's final 21 points was the Stoops and Gabriel show. The quarterback connected with Stoops for two touchdown receptions of 9 yards each and then finished the scoring with his 5-yard run for the 39-point win.

Aside from Gabriel's impressive day, Stoops had three touchdowns and 164 yards receiving, while Nate Anderson also added 100 yards receiving for the Sooners with 119 yards on four catches. Running back Gavin Sawchuk led the rushing attack with 135 yards and a 6.1 per carry average.

For WVU, Greene passed for 154 yards and two scores with Carter topping the passing game with 67 yards. Defensive back Anthony Wilson contributed 11 tackles in the effort.

Final numbers were strong for Oklahoma. The Sooners rushed for 221 yards and passed for 423 to total 644 yards of total offense. The Mountaineers were outgained by 314 yards as they finished with 176 on the ground and 154 through the air for 330 total yards.

The game was played before 83,525 fans at Gaylord Family-Oklahoma Memorial Stadium and a national television audience on FOX. The Sooners will leave the Big 12 Conference at the end of the 2023 season to join the SEC.

WVU'S LAST GAME: OKLAHOMA 59, WEST VIRGINIA 20



DEVIN CARTER

ANTHONY WILSON

Scoring and Statistical Summary

	1	2	3	4	F
West Virginia	7	7	6	0	20
Oklahoma	14	17	14	14	59

1st	WVU - CJ Donaldson 13 rush (Michael Hayes kick) OU - Dillon Gabriel 2 rush (Zach Schmit kick) OU - Gabriel 2 rush (Schmit kick)
2nd	OU - Schmit 23 FG OU - Austin Stogner 3 pass from Gabriel (Schmit kick) OU - Jayden Gibson 32 pass from Gabriel (Schmit kick) WVU - Kole Taylor 3 pass from Garrett Greene (Hayes kick) OU - Drake Stoops 60 pass from Gabriel (Schmit kick)
3rd	WVU - Kole Taylor 43 pass from Greene (Hayes kick) WVU - Devin Carter 7 pass from Greene (Fox pass from Greene conversion failed) OU - Stoops 9 pass from Gabriel (Schmit kick)
4th	OU - Stoops 9 pass from Gabriel (Schmit kick) OU - Gabriel 5 rush (Schmit kick)

	WVU	OU
First Downs	17	25
Rushes/Yards	41/176	42/221
Passing Yardage	154	423
Passes	10/31/2	23/36/0
Punts	6/248/41.3	3/114/38.0
Fumbles/Lost	0/0	2/1
Return Yardage	60	42
Penalties/Yards	2/20	5/60
Time of Possession	30:32	29:28

WVU RUSHING: Donaldson 14-79; WVU PASSING: Greene 10-27-1-154; WVU RECEIVING: Carter 3-67, Ray 2-56; WVU TACKLES (TFL/QS): Wilson 11, McLaurin 9 (1/0); WVU INTERCEPTIONS: None.

OU RUSHING: Sawchuk 22-135; OU PASSING: Gabriel 23-36-0-423; OU RECEIVING: Stoops 10-164, Anderson 4-119; OU TACKLES (TFL/QS): Stutsman 8 (2/0); OU INTERCEPTIONS: Johnson, Pearson.

Attendance - 83,525

CINCINNATI, OHIO - (Nov. 12, 2011) - West Virginia earned a road victory over a ranked opponent the hard way with a thrilling 24-21 win over Cincinnati in Paul Brown Stadium.

The Mountaineers trailed early, made a comeback to take the lead, only to relinquish it to a furious Cincinnati rally, before holding on at the end thanks to a blocked field goal attempt for their seventh victory of the season and third in BIG EAST play.

The Bearcats looked strong early, forcing West Virginia's offense out on downs. UC then scored the game's first touchdown in just three plays, when Isaiah Pead broke loose for a 40-yard touchdown run.

To West Virginia's credit, the Mountaineers never panicked and quieted the Bearcat faithful four plays later with a 59-yard touchdown bomb from quarterback Geno Smith to Stedman Bailey to tie the game at 7-7, with 11:37 left in the opening quarter.

Both defenses held until the 9:35 mark of the second quarter, when West Virginia put together an 11-play, 72-yard drive that ended with a 28-yard Tyler Bitancourt field goal. The WVU scoring drive was highlighted by pass completions of 39 and 21 yards from Smith to receiver Tavon Austin.

With West Virginia leading 10-7, a game-changing play by the Mountaineer defense altered the Cincinnati game plan. Bearcat senior quarterback Zach Collaros was sacked by WVU's Bruce Irvin and fumbled the ball in the end zone, before it was recovered by Julian Miller for a Mountaineer touchdown and a 17-7 lead.

More importantly though, Collaros suffered a broken ankle on the play, forcing backup quarterback Munchie Legaux into action. While the West Virginia offense could not put any more points on the board in the first half, the West Virginia defense returned the favor on the Bearcats, enabling the Mountaineers to take the 10-point lead into the locker room.

After keeping the fleet-footed Legaux in-check from the middle of the second quarter to the midway point of the third, the backup broke loose at the 8:48 mark of the third for a 65-yard run, but a missed field goal kept the Bearcats off the board.

Legaux was at it again on Cincy's next possession, as he connected with Pead for a 45-yard pass play and then took it in himself from seven-yards out, cutting the WVU lead to 17-14 with 4:19 left in the third.

Cincinnati took advantage of a WVU fumble to take the lead early in the fourth on a 10-yard run by Pead.

Trailing for the first time since the opening minutes, WVU started a 12-play, 74-yard drive with 13:13 left in the game and retook the lead at the 8:46 mark on a one-yard plunge by Shawne Alston. WVU converted two crucial third down long-yardage plays to keep the drive alive.

The WVU defense held Cincy scoreless on two straight possessions, before the Bearcats got one last chance with 2:01 left. UC got to the WVU 14-yard line with two ticks left, but Tony Miliano's 31-yard attempt was blocked by Eain Smith to save the day for the Mountaineers.

The game was about as even as it could get as both teams totaled 404 yards of total offense. West Virginia managed 32 yards on the ground and 372 in the air, while the Bearcats finished with a balanced 190 yards on the ground and 214 passing.

Smith passed for 372 yards and had two 100-yard receivers in Austin and Bailey. Linebacker Najee Goode paced the defense with eight tackles. Pead topped the Bearcat numbers with 113 yards rushing and 67 receiving, while JK Schaffer had nine tackles.

LAST TIME AGAINST CINCINNATI: WEST VIRGINIA 24, NO. 23/18 CINCINNATI 21



GENO SMITH

EAIN SMITH

Scoring and Statistical Summary

	1	2	3	4	F
West Virginia	7	10	0	7	24
Cincinnati	7	0	7	7	21

1st	CIN - Isaiah Pead 40 rush (Tony Miliano kick)
	WVU - Stedman Bailey 59 pass from Geno Smith (Tyler Bitancourt kick)
2nd	WVU - Bitancourt 28 FG
	WVU - Julian Miller fumble recovery (Bitancourt kick)
3rd	CIN - Munchie Legaux 7 rush (Miliano kick)
4th	CIN - Pead 10 rush (Miliano kick)
	WVU - Shawne Alston 1 rush (Bitancourt kick)

	WVU	CIN
First Downs	22	26
First Downs	19	16
Rushes/Yards	32/32	33/190
Passing Yardage	372	214
Passes	29/43/0	17/32/1
Punts	7/260/37.1	6/256/42.7
Fumbles/Lost	2/1	2/1
Return Yardage	150	83
Penalties/Yards	14/95	5/45
Time of Possession	36:00	24:00

WVU RUSHING: Buie 4-21, Garrison 13-19; WVU PASSING: Smith 29-43-0-372; WVU RECEIVING: Austin 9-126, Bailey 6-104; WVU TACKLES (TFL/QS): Goode 8 (3/1), Miller 7; WVU INTERCEPTIONS: Tandy.

CIN RUSHING: Pead 19-113, Legaux 8-77; CIN PASSING: Collaros 7-11-0-70, Legaux 10-21-1-144; CIN RECEIVING: Thompkins 5-67, Pead 5-67; CIN TACKLES (TFL/QS): Schaffer 9 (2/0), Frey 7; CIN INTERCEPTIONS: None.

Attendance - 48,152

COMPARING THE TWO IN CONFERENCE

	WVU	CIN
Scoring Offense	6 (30.3)	11 (25.2)
Scoring Defense	11 (27.8)	10 (26.9)
Rushing Offense	3 (213.8)	2 (223.3)
Rushing Defense	6 (147.2)	5 (138.7)
Passing Offense	14 (196.7)	11 (220.6)
Total Offense	9 (410.5)	6 (443.9)
Passes Had Intercepted	2 (6)	10 (10)
Pass Defense	13 (247.3)	5 (225.0)
Total Defense	8 (394.5)	4 (363.7)
Kickoff Returns	11 (19.43)	13 (18.08)
Punt Returns	9 (8.41)	12 (3.47)
Net Punting	4 (41.03)	2 (41.63)
Passing Efficiency	10 (127.81)	8 (134.90)
Turnover Margin	8 (0.10)	12 (-0.40)
Interceptions	7 (9)	12 (7)
Pass Eff. Defense	10 (134.79)	9 (134.28)
First Downs	7 (220)	5 (228)
First Down Defense	8 (203)	4 (184)
Third Down Conv.	8 (40.0)	6 (42.3)
Opponent Third Down	7 (38.6)	6 (38.5)
Fourth Down Conv.	7 (51.6)	12 (39.3)
Opponent Fourth Down	7 (47.6)	14 (64.3)
Sacks By	8 (2.00)	10 (1.80)
Sacks Against	1 (0.90)	13 (2.30)
Tackles for Loss	5 (6.4)	7 (6.0)
Tackles for Loss Allowed	7 (5.00)	12 (6.40)
Penalties	3 (48)	10 (57)
Possession Time	1 (33:35)	2 (32:35)
Punt Return Defense	1 (0.00)	6 (5.14)
Kickoff Return Defense	13 (23.57)	9 (20.29)
Turnovers Gained	9 (13)	12 (12)
Fumbles Recovered	8 (4)	6 (5)
Red Zone Offense	7 (84.4%)	13 (74.4%)

RUNNING FOR 100

- In the Neal Brown era, the Mountaineers are 24-8 when rushing for at least 100 yards.
- 2019 (NC State - 173/W, Kansas - 192/W)
- 2020 (Eastern Kentucky - 329/W, Baylor - 134/W, Kansas - 226/W, Kansas State - 184/W, TCU - 180/W)
- 2021 (LIU - 198/W, Virginia Tech - 180/W, TCU - 229/W, Iowa State - 122/W, Texas - 158/W, Kansas - 261/W)
- 2022 (Pitt - 190/L, Kansas - 146/L, Towson - 316/W, Virginia Tech - 218/W, Baylor - 217/W, TCU - 155/L, Oklahoma - 203/W, Kansas State - 153/L, Oklahoma State - 250/W)
- 2023 (Penn State - 146/L, Duquesne - 304/W, Pitt - 151/W, Texas Tech - 157/W, TCU - 201/W, Houston - 155/L, Oklahoma State - 226/L, UCF - 286/W, BYU - 336/W, Oklahoma - 176/L)



COACHING STAFF ASSIGNMENTS

- Here's a breakdown of the WVU coaching staff assignments for the 2023 season:

Matt Moore (AHC-OL/Field)
 Chad Scott (OC-RB/Field)
 Jordan Lesley (DC-OLB/Field)
 ShaDon Brown (Co-DC-DBs/Press Box)
 Jeff Koonz (ST Coordinator-ILB/Press Box)
 Sean Reagan (PGC-QB/Press Box)
 Andrew Jackson (DL/Field)
 Bilal Marshall (WR/Field)
 Blaine Stewart (TE/Field)
 Dontae Wright (S/Field)

FIRST-TIME STARTERS

- Sixteen Mountaineers have earned their first career start during the 2023 season: Jaylen Anderson (RB), Beanie Bishop Jr. (CB), Devin Carter (WR), Hudson Clement (WR), Ben Cutter (LB), Trey Lathan (LB), Preston Fox (WR), Rodney Gallagher III (WR), EJ Horton (WR), Trey Lathan (LB), Mike Lockhart (DL), Nick Malone (OL), Nicco Marchiol (QB), Traylon Ray (WR), Kole Taylor (TE) and Anthony Wilson (S).

FOR STARTERS

- In 2023, the Mountaineers have 47 players with at least one game of starting experience.
- Tops on the list are Devin Carter (51), Doug Nester (50), Anthony Wilson (46), Zach Frazier (44), Brandon Yates (31) and Wyatt Milum (29).

TRUE AND REDSHIRT FRESHMEN

- Fifteen true freshmen have played for the Mountaineers in 2023: DJ Cotton (DL), Ben Cutter (LB), Oreyend Fisher (DL), Rodney Gallagher III (WR), James Heard Jr. (BAN), Jordan Jackson (CB), Josiah Jackson (CB), Nick Krahe (OL), Corey McIntyre Jr. (DL), DJ Oliver (RB), Aden Tagaloo-Nelson (S), Traylon Ray (WR), Jahiem White (RB), Johnny Williams IV (OL) and Cooper Young (OL).
- Nineteen redshirt freshmen have played for West Virginia in 2023: Derek Berlitz (DL), Donald Brandel (LB), Raleigh Collins III (Spear), Harry Hilvert (DL), Hudson Clement (WR), Will Dixon (TE), Tomiwa Durojaiye (DL), Tyler Evans (WR), Taran Fitzpatrick (WR), Charlie Katarancic (OL), Trey Lathan (LB), Landen Livingston (OL), Nicco Marchiol (QB), Colin McBee (FB), Maguire Moss (LS), Asani Redwood (DL), Christian Stokes (S), Sullivan Weidman (OL) and Jarel Williams (WR).

TAKEAWAYS

- Over the last nine years, West Virginia has produced 162 takeaways, tied for No. 35 among Power 5 schools.
- Clemson has the most during the nine-year period with 206, Troy has 202 and Iowa and Utah have 201

Weekly Media Planner (Monday, Nov. 13 - Sunday, Nov. 19)

Mon (13)

Tue (14)

Wed (15)

Thu (16)

Fri (17)

Sat (18)

Sun (19)

WVU Media Conference
 Puskar Team Room
 Player Interviews
 12 p.m. - 1 p.m.
 Neal Brown
 1:05 p.m. - 1:30 p.m.
 Coordinator Interviews
 1:30 - 2 p.m.

MBB vs Jacksonville State
 Morgantown, W.Va.
 Big 12 Now on ESPN+
 7 p.m.

FB Neal Brown Radio Show,
 Kegler's, 6 p.m.

SWIM vs WVU Invitational
 Morgantown, W.Va.
 10 a.m./6 p.m.

WRES at Clarion
 Clarion, Pa.
 7 p.m.

SWIM vs WVU Invitational
 Morgantown, W.Va.
 10 a.m./6 p.m.

FB vs Cincinnati
 Morgantown, W.Va.
 Big 12 Now on ESPN+
 2:30 p.m.

WRES at "Shorty" Hitchcock
 Classic
 Millersville, Pa.
 All Day

SWIM vs WVU Invitational
 Morgantown, W.Va.
 10 a.m./5 p.m.

VB at Baylor
 Waco, Texas
 Big 12 Now on ESPN+
 3 p.m.

WBB vs Youngstown
 Morgantown, W.Va.
 Big 12 Now on ESPN+
 4 p.m.



TRAYLOR RAY

MIKE LOCKHART

FIRST-TIME PLAYERS

- Forty-one Mountaineers have seen their first WVU action during the 2023 season: Beanie Bishop Jr. (CB), Tyrin Bradley (BAN), Donald Brandel (LB), Devin Carter (WR), Hudson Clement (WR), Keyshawn Cobb (S), DJ Cotton (DL), Ben Cutter (LB), Will Dixon (TE), Tomiwa Durojaiye (DL), Tyler Evans (WR), Oreyend Fisher (DL), Taran Fitzpatrick (WR), Rodney Gallagher III (WR), Luke Hamilton (FB), Davoan Hawkins (DL), Michael Hayes (K), James Heard Jr. (BAN), Harry Hilvert (DL), EJ Horton Jr. (WR), Jordan Jackson (CB), Josiah Jackson (CB), Charlie Katarincic (OL), Nick Krahe (OL), Zeiqui Lawton (DL), Landen Livingston (OL), Noah Massey (WR), Corey McIntyre Jr. (DL), Montre Miller (CB), Maguire Moss (LS), Fatorma Mulbah (DL), DJ Oliver (RB), Ja' Shaun Poke (WR), Kole Taylor (TE), Traylor Ray (WR), Aden Tagaloa-Nelson (S), Sullivan Weidman (OL), Jahiem White (RB), Johnny Williams IV, Anthony Wilson (S) and Cooper Young (OL).

OVER THE LAST NINE YEARS

- Over the last nine years, West Virginia's defense is tied for No. 26 nationally in interceptions (104) among FBS schools and is tied for No. 16 among Power 5 schools.
- In 2015, the Mountaineer defense finished with 23 interceptions, ranking No. 2 nationally. WVU also was No. 5 nationally in turnovers gained (31).
- WVU finished with 11 interceptions in 2016, 14 in 2017, 15 in 2018, eight in 2019, 11 in 2020, nine in 2021, four in 2022 and currently has nine in 2023.

WVU'S RECORD WHEN WEARING ... (SINCE 2001)

Blue Jersey - Gold Pants: 32-15
Blue Jersey - White Pants: 10-7
Blue Jersey - Blue Pants: 32-12
White Jersey - Gold Pants: 16-17
White Jersey - White Pants: 24-23
White Jersey - Blue Pants: 23-14
White Jersey - Gray Pants: 0-1
Gold Jersey - Blue Pants: 16-4
Gold Jersey - Gold Pants: 8-3
Gold Jersey - White Pants: 4-1
Gold Jersey - Gray Pants: 0-1
Gray Jersey - Gray Pants: 3-1
Gray Jersey - Blue Pants: 1-0

WVU VS. 2023 SLATE

- West Virginia owns a 106-155-7 record against its 2023 opponents. The Mountaineers have winning records over Baylor, BYU, Cincinnati, Duquesne, TCU, Texas Tech and UCF.

2023 Opponent	Series Record
Baylor.....	7-4
BYU.....	2-0
Cincinnati.....	16-3-1
Duquesne.....	5-3-1
Houston.....	0-1
Oklahoma.....	3-12
Oklahoma State.....	5-10
Penn State.....	9-49-2
Pitt.....	41-62-3
TCU.....	8-5
Texas Tech.....	7-6
UCF.....	3-0

30 IS ENOUGH

- Since 1980, West Virginia is 211-29-1 when scoring 30 or more points in a game. During the 1990s, West Virginia was 43-4 when scoring 30 or more points in a contest and was 40-2-1 in the '80s when reaching that mark. WVU is 130-24 since 2000 when scoring 30 points or more in a contest.

SCORING 40 OR MORE POINTS

- Since 2000, the Mountaineers are 69-7 when hitting the 40-point plateau. WVU is 199-7 all-time when scoring 40 or more points in a game.

300 or More Yards Passing (since 2012)

656	Baylor (2012)	70-63/W
539	Oklahoma (2018)	59-56/L
532	Arizona State (2015)	43-42/W
511	Maryland (2014)	40-37/W
498	Texas Tech (2019)	17-38/L
448	James Madison (2012)	42-12/W
429	vs. Tennessee (2018)	40-14/W
407	Kansas (2012)	59-10/W
403	East Carolina (2017)	56-20/W
401	Oklahoma State (2012)	55-34/L
391	Houston (2023)	41-39/L
389	Youngstown State (2016)	38-21/W
376	Oklahoma (2014)	45-33/L
375	at Baylor (2017)	38-36/W
372	at Kansas State (2017)	28-23/W
371	TCU (2018)	47-10/W
	vs. Virginia Tech (2017)	31-24/L
370	Iowa State (2021)	38-31/W
370	at Texas Tech (2018)	42-34/W
367	Texas (2019)	42-31/L
366	at TCU (2017)	31-24/L
365	vs. Alabama (2014)	33-23/L
364	at Oklahoma State (2018)	45-41/L
359	Georgia Southern (2015)	44-0/W
	Georgia State (2013)	41-7/W
356	Kansas State (2018)	35-6/W
	Iowa State (2013)	52-44/L
355	Kansas (2022)	42-55/L
	Towson (2014)	54-0/W
353	Baylor (2018)	58-14/W
352	Texas Tech (2017)	46-35/W
347	at Texas Tech (2020)	34-27/L
347	at Kansas (2017)	56-34/W
346	at Texas (2018)	42-41/W
	vs. Texas A&M (2014)	45-37/L
344	LIU (2021)	66-0/W
341	at Iowa State (2016)	49-19/W
338	Maryland (2012)	31-21/W
334	Delaware State (2017)	59-16/W
332	Kansas (2018)	38-22/W
	Youngstown State (2018)	52-17/W
	vs. BYU (2016)	35-32/W
330	Texas Tech (2021)	23-20/L
324	Marshall (2012)	69-34/W
322	Baylor (2014)	41-27/W
320	Oklahoma State (2013)	30-21/W
	Oklahoma (2012)	50-49/L
318	Kansas (2020)	38-17/W
317	Texas (2020)	17-13/L
315	Duquesne (2023)	56-17/W
308	Towson (2022)	65-7/W
301	Texas (2021)	31-23/W
301	Kansas State (2020)	37-10/W

CHARTING WEST VIRGINIA'S PLAYERS OF THE WEEK

Game	O-Champ	D-Champ	ST-Champ	O-Scout	D-Scout	ST-Scout
at Penn State	None	None	None	None	None	None
Duquesne	H. Clement	M. Lockhart	M. Hayes	DJ. Oliver	C. Stokes	D. Brandel
				J. Williams IV		
Pitt	CJ Donaldson Jr.	B. Bishop	M. Ruffin	C. Katarincic	C. McIntyre Jr.	C. McBee
Texas Tech	W. Milum	M. Floyd	P. Fox	T. Evans	T. Cain	D. Shabazz
at TCU	G. Greene	I. Kpogba	M. Hayes	C. McBee	D. Brandel	J. Price
at Houston	None	None	None	None	None	None
Oklahoma State	None	None	None	None	None	None
at UCF	G. Greene	B. Bishop	M. Hayes	T. Evans	D. Brandel	T. Cain
BYU	J. White	A. Wilson	A. Brinkman	S. Boyle	DJ. Cotton	D. Berlitz
at Oklahoma	None	None	None	None	None	None
Cincinnati						
at Baylor						

ROAD, HOME AND TOTAL WINS

Most Total Wins Over The Last 21 Years (2003-23)

Rk.	School	Wins
1.	Ohio State	229
2.	Oklahoma	217
3.	Boise State	216
	Georgia	216
5.	Clemson	209
6.	Alabama	208
7.	LSU	204
8.	Oregon	192
9.	Wisconsin	191
10.	TCU	184
11.	USC	182
	Utah	182
13.	Florida State	181
14.	Oklahoma State	180
15.	Texas	179
	Florida	178
17.	Michigan	176
18.	Notre Dame	175
	Penn State	175
20.	Virginia Tech	173
	Auburn	173
22.	Iowa	171
23.	Cincinnati	170
24.	BYU	169
25.	West Virginia	165

Best Winning Percentage Away From Home (Road or Neutral) Over The Last 21 Years (2003-23)

Rk.	School	W-L	Winning %
1.	Ohio State	94-24	.797
2.	Alabama	96-33	.744
3.	Boise State	100-37	.730
4.	Oklahoma	92-37	.713
5.	Georgia	103-42	.710
6.	USC	78-43	.645
7.	LSU	81-46	.638
8.	TCU	82-47	.636
9.	Clemson	86-50	.632
10.	Texas	78-46	.629
11.	Florida State	81-50	.618
12.	Oregon	76-49	.608
13.	Notre Dame	77-50	.606
14.	Utah	78-52	.600
15.	Oklahoma State	74-53	.583
16.	Wisconsin	73-53	.579
17.	Iowa	68-55	.553
18.	Virginia Tech	71-58	.550
19.	Florida	73-60	.549
20.	BYU	74-63	.540
21.	Louisville	70-60	.538
22.	Cincinnati	72-62	.537
23.	Stanford	69-60	.535
24.	Michigan	62-54	.534
	Penn State	63-55	.534
26.	West Virginia	64-60	.516

Best Home Winning Percentage Over The Last 21 Years (2003-23)

Rk.	School	W-L	Winning %
1.	Ohio State	135-15	.900
2.	Boise State	116-15	.885
3.	Clemson	123-18	.872
4.	Georgia	113-18	.863
5.	LSU	123-20	.860
6.	Oklahoma	125-21	.856
7.	Alabama	112-19	.855
8.	Oregon	117-23	.836
9.	Wisconsin	118-25	.825
10.	USC	104-24	.813
11.	Utah	104-27	.794
12.	Michigan	114-30	.792
13.	Florida	105-29	.784
14.	Oklahoma State	106-33	.763
15.	Penn State	112-35	.762
16.	Auburn	114-36	.760
	Cincinnati	98-31	.760
18.	TCU	102-33	.756
19.	Iowa	104-36	.743
20.	BYU	95-33	.742
21.	Toledo	91-32	.740
22.	West Virginia	101-36	.737
23.	Florida State	100-36	.735
24.	Texas	101-38	.727
25.	Notre Dame	97-37	.724

GARRETT GREENE



CJ DONALDSON JR.

WEST VIRGINIA OFFENSE

- This season's offensive roster includes 12 true freshmen, 12 redshirt freshmen, one sophomore, nine redshirt sophomores, seven juniors, five redshirt juniors, three seniors and three redshirt seniors
- The 2023 offensive personnel includes six quarterbacks, six running backs, two fullbacks, 16 wide receivers, seven tight ends and 15 offensive linemen
- For the third week in a row, West Virginia scored a touchdown on its opening drive against Oklahoma
- West Virginia has eclipsed 140 rushing yards in 13 straight games dating back to 2022
- The Mountaineers are ranked No. 7 nationally and No. 3 in the Big 12 Conference in total rushing offense, averaging 213.8 yards per game on the ground
- Quarterback Garrett Greene threw two touchdown passes against Oklahoma, marking his fifth multi-passing touchdown game of the year
- Running back CJ Donaldson Jr has scored a rushing touchdown in eight straight games
- Donaldson is tied for No. 23 nationally in rushing touchdowns this season with 10
- Tight end Kole Taylor caught a touchdown pass against Oklahoma. He is tied with wide receiver Hudson Clement for most TD receptions on the team with four
- Donaldson Jr. and Greene are ranked No. 24 all-time at WVU in career rushing touchdowns with 17 each
- West Virginia has rushed for at least 200 yards in four of the last six games
- Four different Mountaineers have led the team in rushing yards in a game this season (Donaldson Jr., Nicco Marchiol, Greene)
- WVU reached 100 yards on the ground for the 32nd time under Brown against Oklahoma
- Overall, the Mountaineers are 24-8 in the Brown era when rushing for at least 100 yards
- West Virginia has scored at least one rushing touchdown in 31 of its last 35 games
- Since 2012, WVU has thrown for 300 or more yards 52 times, 350 or more 31 times, 400 or more 10 times and 500 or more four times
- The Mountaineers have thrown for 300 or more yards 12 times under Brown
- West Virginia is 36-17 when passing for 300 or more yards since 2012
- West Virginia also has produced 25 games with 400 or more yards of total offense under Brown
- Sixteen different players have caught a pass this season for WVU
- WVU is one of just four teams in the Big 12 that averages more than 200 yards per game on the ground
- WVU has allowed just nine sacks all season, good for No. 7 in FBS
- West Virginia is ranked No. 2 in FBS in average time of possession, possessing the ball 33:35 per game
- The Mountaineers are No. 21 nationally in total penalties this season with 48
- WVU also ranks No. 22 nationally in penalties per game, averaging 4.8
- Wide receiver Devin Carter is ranked No. 21 in FBS in yards per reception, averaging 18.5 yards per catch this season
- WVU has only six interceptions as a team, good for No. 24 nationally in interceptions thrown this season
- Clement led the team with 177 receiving yards and three touchdown catches in his first career start against Duquesne
- Clement joined Tavon Austin and Stedman Bailey as the only Mountaineers to reach 175 receiving yards and catch three touchdowns in one game
- Clement had the most receiving yards and most receiving touchdowns all-time by a WVU freshman in his first start
- Clement has the most receiving yards (177), receiving touchdowns (three) and the longest reception (70) in a game this season
- Greene finished with career highs in passing yards (391) at Houston and passing touchdowns (four) against Duquesne. He had 117 yards rushing against Oklahoma State and three rushing touchdowns against Oklahoma State and three rushing touchdowns at UCF

LEE KPOGBA



JALEN THORNTON

WEST VIRGINIA DEFENSE

- This season's defensive roster includes 10 redshirt freshmen, one sophomore, eight redshirt sophomores, seven juniors, six redshirt juniors, two seniors, five redshirt seniors and one redshirt fifth-year
- WVU's defensive personnel includes 19 defensive linemen, four bandits, 11 linebackers, three spears, nine cornerbacks, seven safeties and one defensive back
- Ten players have recorded at least 20 total tackles for the Mountaineer defense this season: Lee Kpogba, Beanie Bishop Jr., Trey Lathan, Anthony Wilson, Jared Bartlett, Hershey McLaurin, Ben Cutter, Aubrey Burks, Malachi Ruffin and Marcis Floyd
- Defensive lineman Sean Martin recorded his first sack of the season against Oklahoma and marked the fifth sack of his career
- Bishop led the team with two pass breakups against Oklahoma
- Bishop leads the country in passes defended with 23 total (19 pass breakups and four interceptions)
- Bishop is tied for No. 9 in FBS in total interceptions
- Bishop currently has 19 pass breakups on the year and needs three more to pass Brian King (21 in 2003) for the most in a season at WVU
- Kpogba is ranked No. 14 in the Big 12 in total tackles this season with 34
- Defensive lineman Mike Lockhart is ranked No. 19 in the Big 12 in tackles for loss with seven
- WVU has forced eight turnovers (four interceptions and four fumbles) over the last four games
- The Mountaineers have forced at least one turnover in four straight games
- West Virginia has held five of its last nine opponents to 21 points or fewer
- WVU has recorded at least four tackles for loss in 18 straight games dating back to Oct. 1, 2022
- The West Virginia defense has held eight of its last nine opponents to fewer than 300 yards passing
- In 57 games under Neal Brown, the

Mountaineers have recorded at least one sack 51 times

- Under Brown, the Mountaineers also have held their opponents to fewer than 300 yards of total offense 16 times
- West Virginia has held its opponents to fewer than 300 yards passing in 45 of its last 55 games
- Since 2019, WVU has held opposing teams to fewer than 250 yards passing 35 times, fewer than 200 yards 20 times and fewer than 150 yards 11 times
- WVU is 99-15 since 2002 when winning the turnover battle
- The Mountaineers held Duquesne to three yards rushing on 28 attempts, the fewest number of rushing yards allowed since Nov. 10, 2018, vs. TCU (-7 rushing yards allowed)
- West Virginia had 14 tackles for loss against Duquesne, the most in the Neal Brown era
- The Mountaineers held TCU to zero points in the second half, as well as 1 yard of total offense in the third quarter

Offensive Line Stats

Player	Snaps	Sacks	Knockdowns	Great Blocks	Effort
Brandon Yates	687	0	29	46	5
Doug Nester	558	0	26	24	1
Zach Frazier	681	0	54	40	6
Tomas Rimac	499	0	19	45	5
Wyatt Milum	569	0	37	61	4
Ja'Quay Hubbard	285	0	13	11	
Nick Malone	298	1	13	20	2

- Wyatt Milum led the offensive line with five knockdowns at OU, followed by Frazier with a team-leading six great blocks. Milum and Rimac also each had five great blocks. For the season, Frazier leads WVU in knockdowns with 54, and Milum has the most great blocks with 61.

NFL MOUNTAINEERS



As of Nov. 6, there are 15 former Mountaineers on NFL rosters and practice squads, playing for 12 different teams.

Kyzir White, Arizona Cardinals
 Dante Stills, Arizona Cardinals
 Daryl Worley, Baltimore Ravens
 Rasul Douglas, Buffalo Bills
 Tony Fields II, Cleveland Browns
 Adam Pankey, Dallas Cowboys
 David Sills V, Denver Broncos
 Will Grier, New England Patriots
 Yodny Cajuste, New York Giants
 Mark Glowinski, New York Giants
 Bryce Ford-Wheaton, New York Giants
 David Long Jr., Miami Dolphins
 Colton McKivitz, San Francisco 49ers
 Geno Smith, Seattle Seahawks
 Trevon Wesco, Tennessee Titans

WEST VIRGINIA SPECIAL TEAMS

- West Virginia's 2023 special teams personnel includes three kickers, three punters, one punter/long snapper and two long snappers
- Michael Hayes has yet to miss a PAT as a Mountaineer as he converted 2-for-2 against Oklahoma
- For his career, Hayes is 78-for-79 on PATs
- For the year, Hayes is 12-for-14 (85.7%) on field goal attempts
- Hayes is tied for No. 19 in FBS in field goal percentage (85.7%)
- Hayes' longest field goal was a 49-yarder against TCU (Sept. 30)
- Oliver Straw punted six times for 248 yards, averaging 41.3 yards per punt against Oklahoma
- Straw has punted 35 times for 1,492 total yards, averaging 42.6 yards per punt
- Straw has pinned 16 punts inside the 20-yard line, and six punts have traveled at least 50 yards
- WVU is ranked No. 3 in the country in punt return defense, allowing zero yards per return
- The Mountaineers are ranked No. 22 nationally in net punting, averaging 41.03 yards per punt
- West Virginia is ranked No. 6 in the country in blocked kicks with three this season
- Preston Fox is ranked No. 19 in FBS in punt returns, averaging 9.7 yards per return
- West Virginia blocked a punt against Oklahoma State, marking the first blocked punt since vs. Pitt (Sept. 1, 2022)
- WVU blocked two field goals at TCU, marking the first time it has recorded two blocks since Nov. 9, 2002, against Boston College



MOUNTAINEER TOP RUSHING MARKS

1. 569	Washington & Lee	November 10, 1923
2. 536	East Carolina	September 28, 2002
3. 517	Connecticut	November 24, 2007
4. 478	East Carolina	September 4, 2004
5. 457	Syracuse	October 14, 2006
6. 458	Oklahoma	November 17, 2012
7. 451	Pitt	November 24, 2005
8. 446	Syracuse	October 30, 1993
446	Rutgers	November 3, 2001
10. 437	Pitt	November 16, 2006
11. 427	Cincinnati	October 17, 1987
12. 426	Kansas	November 21, 2015
13. 397	East Carolina	September 22, 2007
14. 394	Eastern Washington	September 9, 2006
15. 382	Georgia	January 2, 2006
16. 379	East Carolina	November 7, 1992
17. 378	Pitt	September 29, 1990
18. 376	West Virginia Wesleyan	October 1, 1938
376	Louisville	November 22, 2008

MOUNTAINEER TOP PASSING MARKS

1. 656	Baylor	September 29, 2012
2. 539	Oklahoma	November 23, 2018
3. 532	Arizona State	January 2, 2016
4. 511	Maryland	September 13, 2014
5. 498	Texas Tech	November 9, 2019
6. 469	UConn	October 8, 2011
7. 463	LSU	September 24, 2011
8. 452	Missouri	December 26, 1998
9. 448	James Madison	September 15, 2012
10. 431	Norfolk State	September 10, 2011
11. 429	Tennessee	September 1, 2018
12. 416	Pitt	September 28, 1968
13. 410	Louisville	November 5, 2011
14. 409	Pitt	November 27, 1998
15. 407	Kansas	December 1, 2012
407	Clemson	January 4, 2012

17. 403	East Carolina	September 9, 2017
18. 401	Oklahoma State	November 10, 2012
19. 396	Baylor	October 25, 2018
396	Pitt	October 15, 1994
21. 391	Houston	October 12, 2023
22. 390	Purdue	September 2, 1995
23. 389	Youngstown State	September 10, 2016
24. 388	Maryland	September 17, 2011
25. 380	Miami	October 24, 1998
26. 376	Oklahoma	September 20, 2014
27. 372	Cincinnati	November 12, 2011
28. 371	TCU	November 10, 2018
371	Rutgers	November 9, 1996
371	Virginia Tech	September 3, 2017

MOUNTAINEER TOP TOTAL OFFENSE

1. 807	Baylor	September 29, 2012
2. 778	Oklahoma	November 17, 2012
3. 704	Oklahoma	November 23, 2018
4. 694	Maryland	September 13, 2014
5. 676	Arizona State	January 2, 2016
6. 674	Washington & Lee	November 10, 1923
7. 655	Marshall	September 1, 2012
8. 654	Syracuse	October 30, 1993
9. 650	Texas Tech	October 15, 2016
10. 647	Kansas	December 1, 2012
11. 643	Bowling Green	October 1, 2011
12. 641	Pitt	October 2, 1965
641	Pitt	November 16, 2006
14. 635	Kansas	September 23, 2017
15. 630	Kansas	November 21, 2015
16. 627	Rutgers	November 3, 2001
17. 625	Youngstown State	September 8, 2018
18. 624	Towson	September 17, 2022
624	Eastern Kentucky	September 12, 2020
624	Youngstown State	September 10, 2016
624	Connecticut	November 24, 2007
22. 623	Pitt	November 27, 1999
23. 621	East Carolina	September 4, 2004

CAREER GAMES PLAYED/STARTED

	GP/GS	2023	2022	2021	2020
@Beanie Bishop Jr., r-Sr., CB	59/21	10/10	13/0	13/10	6/1
!Devin Carter, r-Sr., WR	58/51	9/9	9/9	12/12	12/10
~Lee Kpogba, Sr., LB	55/32	10/10	12/12	10/10	11/0
*Marcis Floyd, r-Sr., S	54/38	8/6	12/11	11/11	7/5
\$Doug Nester, Sr., OL	53/50	9/9	11/11	13/13	8/7
+Anthony Wilson, r-Sr., S	49/46	10/10	13/13	12/12	12/11
=Davaon Hawkins, r-Sr., DL	49/17	10/0	12/12	11/4	7/1
^Jared Bartlett, r-Jr., LB	47/23	10/10	10/9	13/3	9/1
*Mike Lockhart, r-Jr., DL	47/17	10/10	12/0	12/2	9/5
Zach Frazier, Jr., OL	45/44	10/10	12/12	13/13	10/9
Michael Hayes, r-Sr., K	45/45	10/10	12/12	13/13	10/10
Brandon Yates, r-Jr., OL	45/31	10/10	12/0	13/13	10/9
Malachi Ruffin, r-Sr., CB	43/13	10/8	12/5	11/0	10/0
%Montre Miller, r-Sr., CB	42/25	1/0	12/12	13/13	4/0
Kole Taylor, Jr., TE	42/16	10/9	13/2	12/3	7/2
Jalen Thornton, r-Jr., DL	41/0	10/0	9/0	12/0	10/0
Sean Martin, Jr., DL	40/18	10/10	12/8	13/0	5/0
Graeson Malashevich, r-Jr., WR	39/0	8/0	8/0	13/0	10/0
Nick Malone, r-Jr., OL	37/3	10/3	12/0	12/0	2/0
#Keyshawn Cobb, r-Sr., S	36/11	2/0	12/11	9/0	6/0
Austin Brinkman, Jr., LS	35/35	10/10	12/12	13/13	--
&Luke Hamilton, r-Sr., FB	34/5	9/0	4/0	7/5	--
Taurus Simmons, Jr., BAN	34/0	9/0	10/0	12/0	3/0
Wyatt Milum, Jr., OL	33/29	9/9	12/12	12/8	--
Garrett Greene, r-Sr., QB	31/11	9/9	9/2	11/0	2/0
Edward Vesterinen, Jr., DL	30/11	10/10	12/0	8/1	--
Fatorma Mulbah, Jr., DL	29/0	10/0	13/0	6/0	--
Tyrin Bradley, Jr., BAN	28/11	10/0	11/11	7/0	--
Justin Johnson Jr., Jr., RB	27/2	7/1	12/1	8/0	--
Aubrey Burks, Jr., S	26/20	9/9	11/11	6/0	--
Treyland Davis, r-Sr., TE	26/3	10/3	12/0	4/0	--
Preston Fox, r-Sr., WR	26/4	10/4	12/0	4/0	--
EJ Horton Jr., Jr., WR	26/6	8/2	12/4	6/0	--
Lance Dixon, r-Jr., LB	25/10	6/1	9/5	10/4	--
Andrew Wilson-Lamp, r-Sr., CB	24/3	9/2	11/1	4/0	--
Ja'Quay Hubbard, r-Jr., OL	24/13	9/2	12/11	3/0	--
Jairo Faverus, r-Sr., LB	23/0	7/0	12/0	0/0	4/0
Tomas Rimac, r-Sr., OL	22/13	8/8	12/5	2/0	--
Hershey McLaurin, Jr., S	21/8	9/6	12/2	--	--
Caden Biser, r-Fr., LB	21/0	10/0	11/0	--	--
CJ Cole, r-Sr., WR	21/0	10/0	9/0	2/0	--
Oliver Straw, So., P	21/21	10/10	11/0	--	--
Jacoby Spills, So., CB	19/0	10/0	9/0	--	--
CJ Donaldson Jr., So., RB	17/10	10/10	7/1	--	--
Davis Mullinger, r-Sr., S/WR	13/4	1/0	8/4	4/0	--
Tirek Austin-Cave, r-Jr., LB	13/0	3/0	10/0	--	--
Tomiwa Durojaiye, r-Fr., DL	13/0	10/0	3/0	--	--
Jaylen Anderson, r-Sr., RB	12/1	6/1	6/0	--	--
Hammond Russell IV, r-Sr., DL	11/0	9/0	2/0	--	--
Raleigh Collins III, r-Fr., S	11/1	7/0	4/1	--	--
Asani Redwood, Fr., LB	11/0	8/0	3/0	--	--
Avery Wilcox, r-Sr., S	11/0	10/0	1/0	--	--
Jarel Williams, r-Fr., WR	11/0	10/0	1/0	--	--
Ben Cutter, Fr., LB	10/5	10/5	--	--	--
Rodney Gallagher, Fr., WR	10/2	10/2	--	--	--
Trey Lathan, Fr., LB	9/5	5/5	4/0	--	--
Victor Wikstrom, r-Sr., TE	9/0	7/0	0/0	2/0	--
Nicco Marchiol, r-Fr., QB	9/1	7/1	2/0	--	--
Traylon Ray, Fr., WR	9/2	9/2	--	--	--
Jahiem White, Fr., RB	9/0	9/0	--	--	--
Hudson Clement, r-Fr., WR	8/6	8/6	--	--	--
Bryce Biggs, r-Sr., OL	7/0	6/0	1/0	--	--
Leighton Bechdel, r-Jr., P	6/0	4/0	1/0	1/0	--
Colin McBee, r-Fr., FB	5/0	5/0	--	--	--
Danny King, r-Sr., K	4/0	3/0	1/0	--	--
Christian Stokes, r-Fr., S	4/0	4/0	--	--	--
DJ Oliver, Fr., RB	4/0	4/0	--	--	--
Sullivan Weidman, r-Fr., OL	5/0	5/0	--	--	--
Brayden Dudley, r-Fr., DL	3/0	0/0	2/0	1/0	--
Derek Berlitz, r-Fr., DL	2/0	1/0	--	--	--
Donald Brandel, r-Fr., LB	2/0	2/0	--	--	--
Will Dixon, r-Fr., TE	2/0	2/0	--	--	--
Tyler Evans, r-Fr., WR	2/0	2/0	--	--	--
Jordan Jackson, Fr., S	2/0	2/0	--	--	--
Josiah Jackson, Fr., CB	2/0	2/0	--	--	--
Nick Krahe, Fr., OL	2/0	2/0	--	--	--
Corey McIntyre, Fr., DL	2/0	2/0	--	--	--
Ja'Shaun Poke, Sr., WR	2/0	2/0	--	--	--
Johnny Williams, Fr., OL	2/0	2/0	--	--	--
Cooper Young, Fr., OL	2/0	2/0	--	--	--
DJ Cotton, Fr., DL	1/0	1/0	--	--	--
Oreyend Fisher, Fr., DL	1/0	1/0	--	--	--
James Heard Jr., Fr., BAN	1/0	1/0	--	--	--
Harry Hilvert, r-Fr., DL	1/0	1/0	--	--	--
Charlie Katarincic, r-Fr., OL	1/0	1/0	--	--	--
Zeiqui Lawton, r-Fr., DL	1/0	1/0	--	--	--
Landen Livingston, r-Fr., OL	1/0	1/0	--	--	--
Noah Massey, r-Sr., WR	1/0	1/0	--	--	--
Maguire Moss, r-Fr., LS	1/0	1/0	--	--	--
Aden Tagaloa-Nelson, Fr., S	1/0	1/0	--	--	--

^ - Jared Bartlett's totals include 4 GP in 2019
 @ - Beanie Bishop 13/0 in 2019 and 4/0 in 2018
 ! - Devin Carter 4/0 in 2018 and 12/11 in 2019
 # - Keyshawn Cobb 7/0 in 2019
 \$ - Doug Nester 11/10 in 2019
 * - Marcis Floyd 12/7 in 2019 and 4/0 in 2018
 ~ - Mike Lockhart 4/0 in 2019
 % - Montre Miller 8/0 in 2019 and 4/0 in 2018
 + - Anthony Wilson 2/0 in 2019
 -- Lee Kpogba 11/0 in 2019
 -- Luke Hamilton 12/0 in 2019 and 2/0 in 2018

CHARTING WEST VIRGINIA'S PLAYERS OF THE WEEK

Game	O-Line	Juice Award	Blue Collar
at Penn State	None	None	None
Duquesne	W. Milum	R. Swope	E. Vesterinen
Pitt	Z. Frazier	N. Krahe	D. Nester, F. Mulbah
Texas Tech	Z. Frazier	J. Williams IV	E. Vesterinen
	W. Milum		T. Davis
at TCU	Z. Frazier	S. Weidman	E. Vesterinen, B. Yates, A. Wilson
at Houston	None	None	None
Oklahoma State	None	None	None
at UCF	W. Milum	R. Swope, C. Katarincic	J. Thornton, E. Vesterinen, P. Fox
BYU	Z. Frazier	Nate Flower	B. Yates, P. Fox, J. Thornton, B. Cutter
at Oklahoma	None	None	None
Cincinnati			
at Baylor			



West Virginia Bests

Rushing Yards.....	569 vs. Washington & Lee 1923
Passing Yards.....	656 vs. Baylor 2012
Total Yards.....	807 vs. Baylor 2012
Total First Downs.....	37 vs. Maryland 2015
Low Rushing Yards All.....	30 vs. Florida 1981
Low Passing Yards All.....	0 vs. Pitt 1981
Low Total Yards Allowed.....	14 vs. Maryland 1919
Fewest First Downs All.....	0 vs. Maryland 1919
Longest TD run.....	96 vs. N. Illinois 1986
Longest Non-TD Run.....	79 vs. Louisville 2008, Baylor 2018
Longest TD Reception.....	96 vs. Penn State 1973
Longest Non-TD Reception.....	84 vs. Miami 2003
Points (Game).....	92 vs. Marshall 1916
Victory Margin.....	89 vs. Geneva 1951

West Virginia Bests - 2020 Decade

Rushing Yards.....	336 vs. BYU '23
Passing Yards.....	391 vs. Houston '23
Total Yards.....	624 vs. ECU '20
Total First Downs.....	32 vs. Towson '22, Va. Tech '22
First Downs Rushing.....	17 vs. ECU '20, Duq '23
First Downs Passing.....	19 vs. Kansas '22
Low Rushing Yards All.....	3 vs. Duquesne '23
Low Passing Yards All.....	57 vs. Army '20
Low Total Yards Allowed.....	95 vs. LIU '21
Fewest First Downs All.....	7 vs. KU '20
Fewest 1st Downs Rushing All.....	1 vs. VT '22, Duq '23
Fewest 1st Downs Passing All.....	2 vs. Army '20, LIU '21
Longest TD run.....	87 vs. KU '20
Longest Non-TD Run.....	67 vs. TCU '21
Longest TD Reception.....	71 vs. KSU '22
Longest Non-TD Reception.....	58 vs. KSU '20
Points (Game).....	66 vs. LIU '21
Points (Half).....	45 vs. Towson '22 (First)
Points (Qtr).....	28 vs. ECU '20 (Second), Duq '23 (Second)
Victory Margin.....	66 vs. LIU '21

West Virginia Bests - Neal Brown Era

Rushing Yards.....	336 vs. BYU '23
Passing Yards.....	498 vs. Texas Tech '19
Total Yards.....	624 vs. ECU '20, Towson '22
Total First Downs.....	32 vs. Towson '22, Va. Tech '22
First Downs Rushing.....	17 vs. ECU '20, Duq '23
First Downs Passing.....	21 vs. Texas Tech '19
Low Rushing Allowed.....	3 vs. Duquesne '23
Low Passing Yards Allowed.....	57 vs. Army '20
Low Total Yards Allowed.....	95 vs. LIU '21
Fewest 1st Downs Allowed.....	7 vs. KU '20
Fewest 1st Downs Rushing All.....	1 vs. VT '22, Duq '23
Fewest 1st Downs Passing All.....	2 vs. Army '20, LIU '21
Longest TD run.....	87 vs. KU '20
Longest Non-TD Run.....	67 vs. TCU '21
Longest TD Reception.....	83 vs. BU '19
Longest Non-TD Reception.....	58 vs. KSU '20
Points (Game).....	66 vs. LIU '21
Points (Half).....	45 vs. Towson '22 (First)
Points (Qtr).....	28 vs. ECU '20 (Second), Duq '23 (Second)
Victory Margin.....	66 vs. LIU '21

Pronunciation Guide

FIRST NAMES

Aden (Tagaloa-Nelson).....	Ay-din
Asani (Redwood).....	Ah-sonn-E
Davoan (Hawkins).....	day-vee-on
Fatorma (Mulbah).....	Fuh-torm-uh
Graeson (Malashevich).....	gray-son
Jahiem (White).....	juh-heem
Jairo (Faverus).....	Jai-Eh-roe
Ja' Quay (Hubbard).....	juh-KWAY
Jarel (Williams).....	juh-rell
Malachi (Ruffin).....	Mal-uh-high
Marcis (Floyd).....	mar-kus
Oryend (Fisher).....	oh-ry-en
Taran (Fitzpatrick).....	tuh-ran
Taurus (Simmons).....	Tar-us
Tirek (Austin-Cave).....	tah-reek
Tomas (Rimac).....	Toe-moss
Tomiwa (Durojaiye).....	Toe-me-wah
Traylon (Ray).....	tray-lin
Treytan (Davis).....	tray-lin
Zeiqui (Lawton).....	Zigh-key

LAST NAMES

Bechdel (Leighton).....	beck-dole
Braham (Noah).....	bram
Brandel (Donald).....	brand-ol
Durojaiye (Tomiwa).....	durr-oh-jy-yay
Faverus (Jairo).....	Fahv-russ
Katarincic (Charlie).....	cat-en-rin-sic
Kpogba (Lee).....	Ko-buh
Kocan (T.J.).....	ko-chan
Krahe (Nick).....	cray
Malashevich (Graeson).....	Mal-uh-shev-ich
Mallinger (Davis).....	mal "like cow" - in-er
Marchiol (Nicco).....	Mark-E-ole
Milum (Wyatt).....	my-lum
Mulbah (Fatorma).....	mall-buh
Rimac (Tomas).....	ree-mack
Shabazz (Deuce).....	shuh-bazz
Tagaloa-Nelson (Aden).....	tag-uh-low-uh
Vesterline (Edward).....	vest-ur-en-in
Weidman (Sullivan).....	weed-man
Wikstrom (Victor).....	wick-strum

MOUNTAINEER GRADUATES

- Twenty-two student-athletes on the 2023 football team have already graduated with their bachelor's degree: Leighton Bechdel (P), Beanie Bishop Jr. (CB), Devin Carter (WR), Anthony Del Negro (DL), Lance Dixon (Spear), Marcis Floyd (S), Luke Hamilton (FB), Davoan Hawkins (DL), Michael Hayes (K), Ja' Quay Hubbard (OL), Lee Kpogba (LB), Grayson Malashevich (WR), Nick Malone (OL), Noah Massey (WR), Montre Miller (CB), Fatorma Mulbah (DL), Doug Nester (OL), Malachi Ruffin (CB), Kole Taylor (TE), Jalen Thornton (DL), Anthony Wilson (S) and Brandon Yates (OL).

Scoring 20 or more in a quarter

- West Virginia scored 22 points in the fourth quarter at Houston on Oct. 12, 2023 and 28 points in the first quarter against Duquesne on Sept. 9, marking the third year in a row that WVU has scored 20 or more in a quarter of a game.
- WVU scored 20 or more points in two quarters against Towson in 2022, LIU in 2021 and in back-to-back games against East Carolina and Delaware State in 2017. WVU added a third consecutive game with 20 or more points in two quarters at Kansas the following weekend.
- WVU has scored 20 or more points in a quarter 75 times since 2000 and has done it in two quarters of a game 13 different times.

Game	Year	Points	Quarter
Houston	2023	22	4th
Duquesne	2023	28	2nd
Towson	2022	24	2nd
Towson	2022	21	1st
LIU	2021	21	3rd
LIU	2021	21	1st
Kansas State	2020	21	2nd
Eastern Kentucky	2020	28	2nd
Oklahoma	2018	21	3rd
TCU	2018	24	2nd
Baylor	2018	31	2nd
Texas Tech	2018	28	1st
Youngstown State	2018	21	3rd
Tennessee	2018	20	3rd
Kansas State	2017	21	2nd
Baylor	2017	21	3rd
Texas Tech	2017	22	4th
Kansas	2017	21	4th
Kansas	2017	28	2nd
Delaware State	2017	21	2nd
Delaware State	2017	24	1st
East Carolina	2017	28	2nd
East Carolina	2017	21	1st
Kansas	2016	21	2nd
Texas Tech	2016	21	4th
Kansas	2015	28	1st
Maryland	2015	21	1st
Texas A&M	2014	20	1st
Iowa State	2014	20	2nd
Towson	2014	21	2nd
Baylor	2013	21	4th
Georgia State	2013	21	4th
Kansas	2012	21	2nd
TCU	2012	21	2nd
Baylor	2012	21	3rd
Baylor	2012	21	2nd
James Madison	2012	21	1st
Marshall	2012	21	3rd
Marshall	2012	21	2nd
vs. Clemson	2011	35	2nd
Connecticut	2011	23	3rd
Bowling Green	2011	21	2nd
Norfolk State	2011	28	3rd
UNLV	2010	21	1st
Auburn	2009	21	1st
North Carolina	2008	21	1st
Louisville	2008	21	3rd
UConn	2008	21	3rd
UConn	2007	21	4th
UConn	2007	21	3rd
Miss. State	2007	28	1st
at Marshall	2007	21	3rd
at Marshall	2007	21	4th
W. Michigan	2007	21	3rd
vs. Ga. Tech	2006	21	3rd
Cincinnati	2006	21	2nd
Cincinnati	2006	21	3rd
Syracuse	2006	21	3rd
at Miss. State	2006	21	4th
Maryland	2006	21	1st
vs. Georgia	2005	21	1st
Pitt	2005	21	4th
UConn	2005	21	2nd
at Maryland	2005	24	4th
James Madison	2004	21	2nd
East Carolina	2004	28	2nd
Temple	2003	21	1st
at East Carolina	2003	20	2nd
at East Carolina	2003	21	3rd
at Temple	2002	21	1st
UT-Chattanooga	2002	21	2nd
UT-Chattanooga	2002	21	4th
Rutgers	2001	28	1st

RECORD UNDER BROWN

Overall Record.....	63-45
At home.....	35-16
On the road.....	24-28
At a neutral site.....	4-1
Day games.....	41-32
Night games.....	22-13
Vs. ranked (coaches' poll).....	5-16
Vs. ranked (AP poll).....	4-17
Vs. coaches' Top 10.....	0-5
Vs. AP Top 10.....	0-5
Vs. ACC.....	4-3
Vs. Big 12.....	18-24
Vs. Big Ten.....	1-4
Vs. Pac-12.....	0-0
Vs. SEC.....	1-2
Vs. C-USA.....	2-0
Vs. Mid-American.....	3-0
Vs. Mountain West.....	0-2
Vs. Sun Belt.....	23-9
Vs. FCS.....	9-0
Vs. Independents.....	2-1
In bowl games.....	4-1
In overtime.....	1-1
More than 7 days to prepare.....	18-17
In August.....	1-0
In September.....	23-12
In October.....	15-18
In November.....	19-12
In December.....	5-3
In January.....	0-0
Outrushing opponent.....	50-9
Outrushed by opponent.....	13-35
When rushing for 200 yards.....	20-1
When rushing for 300 yards.....	6-0
Outpassing opponent.....	38-19
Outpassed by opponent.....	25-26
When passing for 300-399 yards.....	21-8
When passing for 400-499 yards.....	1-1
When passing for 500+ yards.....	0-0
When allowing 1-199 yards passing.....	34-15
When allowing 200-299 yards passing.....	22-18
When allowing 300+ yards passing.....	8-12
When having 400-499 total offense.....	25-7
When having 500+ total offense.....	8-4
More total offense than opponent.....	42-13
Same total offense as opponent.....	2-0
Less total offense than opponent.....	19-32
Allowing 399 or less total offense.....	51-24
When allowing 400+ total offense.....	9-18
When allowing 500+ total offense.....	3-3
Committing fewer turnovers.....	39-3
Committing more turnovers.....	14-29
Turnovers are even.....	10-13
0-30:00 of time of possession.....	27-24
30:01-plus of time of possession.....	36-21
Scoring first.....	41-13
Opponent scores first.....	22-32
Leading after the 1st quarter.....	46-8
Trailing after the 1st quarter.....	7-28
Tied after the 1st quarter.....	10-9
Leading at halftime.....	49-6
Trailing at halftime.....	9-37
Tied at halftime.....	5-2
Leading after the 3rd quarter.....	53-4
Trailing after the 3rd quarter.....	6-38
Tied after the 3rd quarter.....	4-3
Scoring 0-10 points.....	0-10
Scoring 11-20 points.....	5-21
Scoring 21-30 points.....	19-6
Scoring 31-40 points.....	19-6
Scoring 41-plus points.....	20-2
Opponent scores 0-10 points.....	16-0
Opponent scores 11-20 points.....	21-7
Opponent scores 21-30 points.....	21-10
Opponent scores 31-40 points.....	5-12
Opponent scores 41-plus points.....	0-16
Individual 100-yard rusher.....	35-6
Opponent 100-yard rusher.....	12-18
Opponent less than 100-yards rushing.....	23-4
Individual 100-yard receiver.....	23-10
Opponent 100-yard receiver.....	11-13
Individual 300-yard passer.....	14-8
Opponent 300-yard passer.....	8-12

WEST VIRGINIA HEAD COACH NEAL BROWN - FIFTH YEAR



Neal Brown is in his fifth year as the head coach at West Virginia.

It's a proven fact that you win with people, and no one knows that better than Brown. He has a commitment to investing time and resources in his staff and players, mentoring and preparing them to carry out the mission of Mountaineer Football, not only on the field but off of it as well.

One of the key areas in which his commitment is paying huge dividends is recruiting. Brown has taken a young and depleted roster, established a strong foundation and has it heading in an upward direction toward the future.

In his first four full classes, the average signee star rating has been among the best in the program's history, highlighted by the signing of 15 four-star recruits during that time. The program has landed multiple targets after beating out many high-level schools. WVU has landed the top in-state recruits every year that the program has pursued these coveted prospects, including All-Americans Zach Frazier and Wyatt Milum.

The 2021 class had the highest average star rankings (3.25) for WVU according to Rivals since the start of the company.

This past offseason, Brown showed his investment in his staff even more by elevating former running backs coach Chad Scott to the offensive coordinator role. Scott has an extensive understanding of the scheme, has done an outstanding job in player development and was responsible for coordinating the run game for the Mountaineers in 2022.

Brown continues to support and champion program leadership by the players, emphasizing a dedication to the individual student-athlete. His mission is in the development of each player as a complete person, not only on the field, but off, and for each to continuously build themselves and their brand to make a difference in the world after their football career is finished.

One of the first player initiatives that Brown implemented for the team was the 5th Quarter Program to assist in the development of the total player, not only on the field, but for life beyond graduation. The pillars of the program are character development, leadership development, real life, social responsibility and career development.

Another component of the 5th Quarter Program is the Bridge program. Its goal is to introduce the student-athletes to the college experience when they first enter WVU and give them their final training before they embark into life after graduation.

In 2022, WVU expanded the 5th Quarter Program by adding the Chambers Elite Climbers Program. The Chambers Elite Climbers was created to provide unique educational opportunities for select student-athletes thanks to a nearly \$1.6 million gift from WVU alumni John and Elaine Chambers. The Chambers Elite Climbers is a supplemental two-year program that provides additional and professional growth opportunities to student-athletes chosen through a competitive application process.

The 2022 Mountaineers defeated rival Virginia Tech to

hold on to the Black Diamond Trophy and won two of the final three games, including victories against Oklahoma and at Oklahoma State. The win over Oklahoma marked the first Big 12 Conference win over the Sooners, and the win over the Cowboys was the first since 2014. WVU also defeated 2021 Big 12 Champion Baylor.

West Virginia had 21 student-athletes named to the Academic All-Big 12 Teams, kicker Casey Legg earned a spot on the prestigious College Sports Communicators Academic All-American Second Team, and WVU had nine players named to one of three postseason Big 12 all-conference teams by media organizations. Dante Stills and Zach Frazier earned first-team all-conference honors, and Stills was drafted by the Arizona Cardinals.

The 2021 squad finished with six wins and had its share of positives, including earning a bowl bid to the Guaranteed Rate Bowl, its second in a row under Brown. Running back Leddie Brown rushed for 1,000 yards for the second year in a row, and WVU was fourth in the Big 12 in average passing yards per game (247.9). The Mountaineer defense finished No. 5 nationally in red-zone defense, No. 18 in the fewest first downs allowed and No. 29 in third-down defense.

The Mountaineers defeated No. 15 Virginia Tech, marking the highest-ranked win of the Brown era and also defeated No. 22 Iowa State to tie for the most wins against ranked teams in a season since 2007.

West Virginia had a program-best 24 student-athletes named to the Academic All-Big 12 Teams, safety Sean Mahone was a finalist for the William Campbell Trophy, the academic Heisman, and he earned a spot on the National Football Foundation's Scholar-Athlete Team. Kicker Casey Legg was named a semifinalist for the Lou Groza National Kicking Award and WVU had nine players named to one of three postseason Big 12 all-conference teams by media organizations.

Center Zach Frazier was named to the Walter Camp Football Foundation and American Football Coaches Association's All-America teams, and tackle Wyatt Milum was named to three freshman All-America teams. Defensive lineman Dante Stills was named an All-Big 12 First Team honoree, and Frazier was on the second team.

The 2020 season was Brown's most challenging season to date, testing his ability, not only as a coach, but as a leader. He was forced to deal with the COVID-19 pandemic since mid-March, which didn't allow for spring practice or offseason workouts and skill instruction, while social unrest was at a high level nationally during the summer.

Even though the program constantly was forced to deal with the effects and protocols of COVID-19 during the season, the Mountaineers stayed the course, finishing the season 6-4 overall and 4-4 in the Big 12. Brown made his first bowl appearance as the coach of WVU against Army in the AutoZone Liberty Bowl, winning the game, 24-21.

Five players earned All-American honors, led by Darius Stills, who was the school's first Consensus All-American since 2006 and 12th in school history. Tony Fields II, Tykee Smith and Dante Stills were named to at least one

WEST VIRGINIA HEAD COACH NEAL BROWN - FIFTH YEAR

Year	School	Position	Record
2023	West Virginia	Head Coach	6-4
2022	West Virginia	Head Coach	5-7
2021	West Virginia	Head Coach	6-7
		Guaranteed Rate Bowl	
2020	West Virginia	Head Coach	6-4
		AutoZone Liberty Bowl Champions, AFCA Good Works Team Honorary Coach	
2019	West Virginia	Head Coach	5-7
2018	Troy	Head Coach	10-3
		Dollar General Bowl Champions	
2017	Troy	Head Coach	11-2
		Sun Belt Conference Champions, Sun Belt Conference Coach of the Year	
		R&L Carriers New Orleans Bowl Champions	
2016	Troy	Head Coach	10-3
		Dollar General Bowl Champions	
2015	Troy	Head Coach	4-8
2014	Kentucky	Assistant Coach (OC/QB)	5-7
2013	Kentucky	Assistant Coach (OC/QB)	2-10
2012	Texas Tech	Assistant Coach (OC/QB)	7-5
		Meineke Car Care Bowl Champions	
2011	Texas Tech	Assistant Coach (OC/QB)	5-7
2010	Texas Tech	Assistant Coach (OC/QB)	8-5
		TicketCity Bowl Champions	
2009	Troy	Assistant Coach (OC/QB)	9-4
		GMAC Bowl, Sun Belt Conference Champions	
2008	Troy	Assistant Coach (OC/QB)	8-5
		New Orleans Bowl	
2007	Troy	Assistant Coach (Inside Receivers)	8-4
		Sun Belt Conference Champions	
2006	Troy	Assistant Coach (Inside Receivers)	8-5
		Sun Belt Conference Champions, New Orleans Bowl Champions	
2005	Delaware	Assistant Coach (Wide Receivers)	6-5
2004	Sacred Heart	Assistant Coach (QB/Wide Receivers)	6-4
2003	Massachusetts	Assistant Coach (TE/OL Assistant)	10-3
		NCAA FCS Playoffs	
		Atlantic 10 Conference Champions	

Brown Totals - at West Virginia - 28-29 (Fifth Year); Overall - 63-45 (Ninth Year)

All-America team, and freshmen Zach Frazier and Akheem Mesidor were named to Freshman All-America teams. In April, Fields was drafted by the Cleveland Browns, while five players signed free-agent contracts.

Eight players were named to the All-Big 12 postseason teams, led by first-team honorees Fields II, also defensive newcomer of the year, Darius Stills, also defensive lineman of the year, and Lennie Brown, a first-team running back.

The Mountaineers finished the 2019 season with a 5-7 mark, in what was called a transitional year. WVU finished the regular season winning two of the final three games, at Kansas State and at TCU, and had a 3-3 mark on the road, including a 3-2 road record in the Big 12 Conference.

Five of Brown's players were named to All-Big 12 postseason teams, and Colton McKivitz was named the Big 12's Co-Offensive Lineman of the Year. McKivitz earned spots on two All-America teams - Walter Camp Football Foundation's Second Team and the Associated Press' Third Team, and Tykee Smith was named a freshman All-American by the Football Writers Association of America. McKivitz played in the Reese's Senior Bowl and was selected in the fifth round of the NFL Draft by the San Francisco 49ers.

Brown, one of six FBS coaches to win 10 or more games in 2016, 2017 and 2018, was named WVU's 35th head football coach on Jan. 5, 2019.

He spent the previous four years as the head coach at Troy University (2015-18), compiling a 35-16 record, including 3-0 in bowl games. In his final three seasons, the Trojans posted a 31-8 record (.795), tying for the highest winning percentage nationally among non-Power 5 schools.

Before Brown left after the 2018 season, Troy had won 17 of its last 20 games and 22 of its last 26 games. After directing the Trojans to the 2017 Sun Belt Conference Championship, Brown was honored as the league's coach of the year.

During his highly successful tenure at Troy, Brown's signature wins included a 24-21 victory in 2017 at then-No. 22 LSU in Baton Rouge, which snapped the Tigers'

49-game nonconference home winning streak, and a 24-19 win at Nebraska. Also impressive was his team's 30-24 loss at eventual 2016 national champion Clemson.

In 2018, Troy finished 10-3, including a victory over Buffalo in the Dollar General Bowl in Mobile, Alabama.

The 2017 campaign featured an 11-win season for Troy, including a win over North Texas in the New Orleans Bowl. The Trojans once again finished with a 7-1 conference mark, earning Brown his first conference championship. Troy finished the season with the 27th most votes in the final Amway Coaches Poll, marking the highest final ranking by a Sun Belt Conference squad in league history.

Troy finished 10-3 in 2016, including a 6-2 mark in the Sun Belt and a victory over Ohio University in the Dollar General Bowl.

Prior to Brown's first season at Troy in 2015, he spent two years (2013-14) as the offensive coordinator under Mark Stoops at Kentucky. The Wildcats posted more than 440 yards of total offense in three Southeastern Conference games in 2014, its highest total since 2001.

He also spent three years at Texas Tech (2010-12) as the offensive coordinator after his first stint at Troy as an assistant coach from 2006-09.

As Texas Tech's offensive coordinator and quarterbacks coach, the Red Raiders ranked in the nation's top-seven teams in passing offense, top 15 in total offense and top 25 in scoring offense, having increased production in all three categories each year since 2010. TTU finished the 2012 season second nationally in passing with 355.9 yards per game, 13th in total offense at 495.4 yards per game and 20th in scoring with 37.5 points per game.

The 2012 campaign was an expansion of the success from 2011, when Texas Tech ranked 13th nationally in total offense at 470.6 yards per game. The Red Raiders lit the scoreboard at a tune of 33.8 points per contest. In his first season in Lubbock, Brown's offense notched 460.2 yards of total offense per game, including 318.9 passing, and scored at a 33.1-point clip as Tech went 8-5 and won the TicketCity Bowl.

BROWN VS. ALL OPPONENTS

Opponent	First Time	Last Time	W-L
Akron	2017	2017	1-0
Alabama State	2017	2017	1-0
Appalachian State	2015	2018	1-2
Arkansas State	2016	2017	1-1
Army	2020	2020	1-0
Austin Peay	2016	2016	1-0
Baylor	2019	2022	2-2
Boise State	2017	2018	0-2
Buffalo	2018	2018	1-0
BYU	2023	2023	1-0
Chas. Southern	2015	2015	1-0
Clemson	2016	2016	0-1
Coastal Carolina	2017	2018	2-0
Duquesne	2023	2023	1-0
Eastern Kentucky	2020	2020	1-0
Florida A&M	2018	2018	1-0
Georgia Southern	2015	2018	2-2
Georgia State	2015	2018	3-1
Houston	2023	2023	0-1
Idaho	2015	2017	2-1
Iowa State	2019	2022	1-3
James Madison	2019	2019	1-0
Kansas	2019	2022	3-1
Kansas State	2019	2022	2-2
Liberty	2018	2018	0-1
LIU	2021	2021	1-0
Louisiana	2015	2018	2-0
Louisiana-Monroe	2015	2018	2-0
LSU	2017	2017	1-0
Maryland	2021	2021	0-1
Massachusetts	2016	2016	1-0
Minnesota	2021	2021	0-1
Mississippi State	2015	2015	0-1
Missouri	2019	2019	0-1
NC State	2015	2019	1-1
Nebraska	2018	2018	1-0
New Mexico State	2015	2017	3-0
North Texas	2017	2017	1-0
Ohio	2016	2016	1-0
Oklahoma	2019	2023	1-3
Oklahoma State	2019	2023	1-4
Penn State	2023	2023	0-1
Pitt	2022	2023	1-1
South Alabama	2015	2018	2-2
Southern Miss	2016	2016	1-0
TCU	2019	2023	4-1
Texas	2019	2022	1-3
Texas State	2016	2018	3-0
Texas Tech	2019	2023	1-4
Towson	2022	2022	1-0
UCF	2023	2023	1-0
Virginia Tech	2021	2021	1-0
Wisconsin	2015	2015	0-1

At Troy, Brown was the inside receivers coach the first two years (2006-07) with the Trojans before transitioning to offensive coordinator and quarterbacks coach in 2008-09. Troy won four Sun Belt Conference titles and appeared in three bowl games during Brown's initial tenure.

He began his coaching career with one-year stints at UMass (2003), Sacred Heart (2004) and Delaware (2005). Brown was a wide receiver at Kentucky for three years (1998-2000) before finishing his career at UMass in 2001-02. He was a member of two bowl teams with the Wildcats and was named to the Southeastern Conference Academic Honor Roll.

While at UMass, he was an Atlantic 10 All-Academic honoree and an NCAA Division I-AA Athletic Directors' Academic All-Star team selection.

Brown graduated from UMass with a bachelor's degree in business management in 2002 and earned his master's degree in business administration in 2005.

Born in Louisville, Kentucky, Brown grew up in Bardstown, Kentucky, before moving to Danville, Kentucky, where he was an all-state wide receiver at Boyle County High School, finishing his career as the No. 2 receiver in state history.

Brown and his wife, Brooke, have two daughters, Adalyn and Anslee, and a son, Dax.



DEFENSIVE/SPECIAL TEAMS TOUCHDOWNS SINCE 2000

2022

Malachi Ruffin 43 interception return vs. Kansas State
 Jasir Cox 65 fumble return vs. Baylor
 Jacolby Spells 28 interception return at Virginia Tech

2021

Winston Wright Jr. 90 kickoff return vs. LIU

2020

Dylan Tonkery 18 interception return vs. Kansas State

2019

Winston Wright Jr. 95 kickoff return at Baylor
 Tykee Smith 19 interception return vs. Iowa State

2018

Derrek Pitts Jr. 72 blocked field goal return at Iowa State
 Keith Washington Jr. 51 interception return at Texas Tech

2017

Kenny Robinson 94 interception return vs. Texas
 Kenny Robinson 39 interception return vs. Oklahoma State
 Marvin Gross Jr. 0 blocked punt return vs. Oklahoma State
 Mike Daniels Jr. 25 interception return at Kansas

2016

Rasul Douglas 54 interception return vs. BYU

2015

Terrell Chestnut 32 interception return at Kansas
 Jared Barber 42 fumble return vs. Texas
 Shelton Gibson 100 kickoff return at Baylor

2014

KJ Dillon 35 interception return vs. Texas A&M
 Terrell Chestnut 35 fumble recovery vs. TCU
 Dravon Henry 52 interception return at Oklahoma State
 Mario Alford 94 kickoff return vs. Kansas
 Mario Alford 100 kickoff return vs. Alabama

2013

Karl Joseph 38 fumble return vs. Iowa State
 Karl Joseph 0 fumble return at Baylor
 Darwin Cook 32 interception return at Baylor
 Ishmael Banks 58 interception return vs. Oklahoma State

2012

Tavon Austin 76 punt return vs. TCU
 Tavon Austin 100 kickoff return vs. Kansas State
 Doug Rigg 51 fumble return vs. Maryland
 Isaiah Bruce 43 fumble return vs. Marshall

2011

Darwin Cook 99 fumble return vs. Clemson
 Pat Miller 52 interception return at USF

Julian Miller 0 fumble recovery at Cincinnati
 Terence Garvin 37 interception return at Maryland
 Tavon Austin 100 kickoff return vs. Marshall

2009

Sidney Glover 24 interception return at Rutgers
 Tavon Austin 98 kickoff return vs. UConn

2008

Mortty Ivy 29 interception return vs. Villanova

2007

Reed Williams 0 fumble recovery vs. UConn
 Eric Wicks 44 fumble return vs. Louisville
 Keilen Dykes 19 interception return vs. Syracuse

2006

Vaughn Rivers 50 punt return vs. Mississippi State
 Darius Reynaud 96 kickoff return vs. Maryland

2005

Jamille Addae 40 interception return vs. Pitt
 Thandi Smith 1 punt return vs. Rutgers
 Antonio Lewis 77 punt return vs. East Carolina
 Eric Wicks 31 interception return vs. Syracuse

2004

Mike Lorello 21 interception return vs. Connecticut
 Eric Wicks 34 interception return vs. Virginia Tech
 Adam Lehnortt 21 fumble return vs. James Madison
 Adam Jones 76 punt return vs. East Carolina

2003

Lance Frazier 64 punt return vs. Temple
 Adam Jones 47 fumble return vs. Temple
 Adam Jones 49 interception return vs. Boston College
 Adam Jones 87 kickoff return vs. Boston College
 Joe Hunter 0 blocked punt return vs. UCF

2002

Arthur Harrison 0 fumble recovery vs. East Carolina
 Angel Estrada 43 interception return vs. Rutgers

2001

Shawn Terry 100 kickoff return vs. Maryland
 Shawn Hackett 10 fumble return vs. Rutgers
 Shawn Hackett 50 interception return vs. Rutgers

2000

Grant Wiley 22 interception return vs. Boston College
 Shawn Hackett 41 interception return vs. Boston College
 Grant Wiley 15 interception return vs. Idaho
 Ben Meighan 36 fumble return vs. Virginia Tech
 Shawn Terry 100 kickoff return vs. Syracuse
 Richard Bryant 49 interception return vs. Rutgers
 Jason Davis 0 fumble return vs. East Carolina
 Shawn Terry 89 kickoff return vs. Pitt
 Lance Frazier 32 interception return vs. Pitt
 Shawn Terry 99 kickoff return vs. Ole Miss

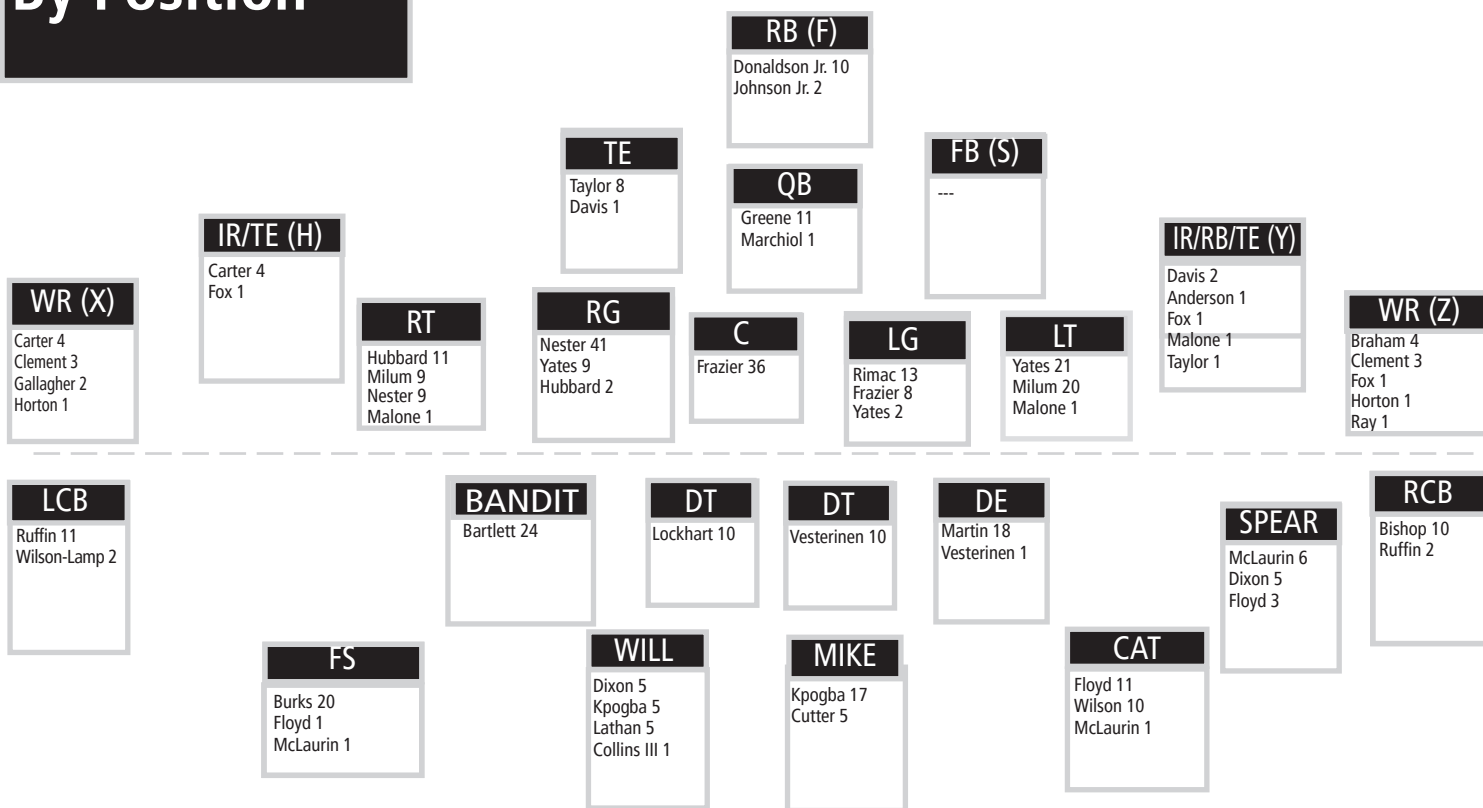
18 OF THE LAST 21 YEARS

- Dating back to the 2002 Continental Tire Bowl, played in Charlotte, North Carolina, West Virginia has made 18 bowl appearances in the last 21 years, missing only the 2013, 2019 and 2022 seasons.
- The Mountaineers are one of 16 Power 5 schools to accomplish that feat: Georgia (21), Oklahoma (21), Wisconsin (21), Clemson (20), Florida (20), LSU (20), Ohio State (20), Oklahoma State (20), Virginia Tech (19), Alabama (19), Auburn (19), Florida State (18), Iowa (18), Oregon (18), Texas (18) and West Virginia (18).

2023 Home and Away

Rushing		Att-Yds-Avg	Avg/Gm
Home (4-1).....	234-1,174-5.0		234.8
Away (2-3).....	218-964-4.4		192.8
Passing		Comp-Att-Yds-TD-Int	Avg/Gm
Home (4-1).....	67-123-954-10-3		190.8
Away (2-3).....	71-141-1,013-4-3		202.6
Total Offense		Rush-Pass-Total	Avg/Gm
Home (4-1).....	1,174-954-2,128		425.6
Away (2-3).....	964-1,013-1,977		395.4
Rush Defense		Att-Yds-Avg	Avg/Gm
Home (4-1).....	156-641-4.1		128.2
Away (2-3).....	174-831-4.8		166.2
Pass Defense		Comp-Att-Yds-TD-Int	Avg/Gm
Home (4-1).....	86-173-893-5-6		178.6
Away (2-3).....	114-170-1,580-17-3		316.0
Total Defense		Rush-Pass-Total	Avg/Gm
Home (4-1).....	641-893-1,534		306.8
Away (2-3).....	831-1,580-2,411		482.2

Career Starts By Position



2023 OFFENSIVE GAME-BY-GAME STARTERS

Game	WR (X)	WR (Z)	IR/TE (Y)	TE/FB	LT	LG	C	RG	RT	IR/RB/TE	RB	QB
at Penn State	Carter	Braham	Taylor	Davis	Milum	Rimac	Frazier	Yates	Nester	--	Donaldson	Greene
Duquesne	Clement	Braham	Taylor	Malone	Milum	Rimac	Frazier	Yates	Nester	--	Donaldson	Greene
Pitt	Carter	Clement	Taylor	--	Milum	Rimac	Frazier	Yates	Nester	Anderson	Donaldson	Greene
Texas Tech	Carter	Clement	Fox	Taylor	Milum	Rimac	Frazier	Yates	Nester	--	Donaldson	Marchiol
at TCU	Carter	Clement	Fox	Davis	Milum	Rimac	Frazier	Yates	Nester	--	Donaldson	Greene
at Houston	Clement	--	Carter	Davis	Malone	Yates	Frazier	Hubbard	Nester	Taylor	Donaldson	Greene
Oklahoma State	Clement	Ray	Carter	Taylor	Milum	Yates	Frazier	Hubbard	Nester	--	Donaldson	Greene
at UCF	Ray	--	Horton	Taylor	Milum	Rimac	Frazier	Yates	Nester	Carter	Johnson	Greene
BYU	Gallagher	Fox	--	Taylor	Milum	Rimac	Frazier	Yates	Malone	Carter	Donaldson	Greene
at Oklahoma	Gallagher	Horton	--	Taylor	Milum	Rimac	Frazier	Yates	Nester	Carter	Donaldson	Greene
Cincinnati												
at Baylor												

2023 DEFENSIVE GAME-BY-GAME STARTERS

Game	BANDIT	DE	DT	DT	WLB	MLB	LCB	FS	CS	SPEAR	RCB
at Penn State	Bartlett	Martin	Lockhart	Vesterinen	Lathan	Kpogba	Wilson-Lamp	Burks	Wilson	McLaurin	Bishop
Duquesne	Bartlett	Martin	Lockhart	Vesterinen	Lathan	Kpogba	Wilson-Lamp	Burks	Wilson	McLaurin	Bishop
Pitt	Bartlett	Martin	Lockhart	Vesterinen	Lathan	Kpogba	Ruffin	Burks	Wilson	McLaurin	Bishop
Texas Tech	Bartlett	Martin	Lockhart	Vesterinen	Lathan	Kpogba	Ruffin	Burks	Wilson	McLaurin	Bishop
at TCU	Bartlett	Martin	Lockhart	Vesterinen	Lathan	Kpogba	Ruffin	Burks	Wilson	Dixon	Bishop
at Houston	Bartlett	Martin	Lockhart	Vesterinen	Kpogba	Cutter	Ruffin	Floyd	Wilson	McLaurin	Bishop
Oklahoma State	Bartlett	Martin	Lockhart	Vesterinen	Kpogba	Cutter	Ruffin	Floyd	Wilson	McLaurin	Bishop
at UCF	Bartlett	Martin	Lockhart	Vesterinen	Kpogba	Cutter	Ruffin	Burks	Wilson	Floyd	Bishop
BYU	Bartlett	Martin	Lockhart	Vesterinen	Kpogba	Cutter	Ruffin	Burks	Wilson	Floyd	Bishop
at Oklahoma	Bartlett	Martin	Lockhart	Vesterinen	Kpogba	Cutter	Ruffin	Burks	Wilson	Floyd	Bishop
Cincinnati											
at Baylor											



MOUNTAINEER 2023 SEASON HIGHS

Offense

Rushing	Att.	Yards	TDs	Long	100-yd Games
Jaylen Anderson	19 (Pitt)	62 (Pitt)	1 (DUQ)	15 (DUQ)	0
CJ Donaldson Jr.	22 (TCU)	121 (UCF)	2 (BYU)	32 (UCF)	3 (BYU)
Rodney Gallagher	3 (2x/BYU)	21 (BYU)	0	21 (BYU)	0
Garrett Greene	16 (OSU)	117 (OSU)	3 (UCF)	35 (TCU)	1 (OSU)
Nicco Marchiol	15 (TTU)	72 (TTU)	1 (DUQ)	22 (BYU)	0
DJ Oliver	10 (DUQ)	38 (DUQ)	1 (DUQ)	6 (DUQ)	0
Jahiem White	16 (BYU)	148 (BYU)	1 (2x/UCF)	39 (DUQ)	2 (BYU)
Justin Johnson Jr.	14 (OSU)	72 (OSU)	1 (OSU)	30 (OSU)	0

Passing	Comp.	Att.	Yards	TDs	Long
Garrett Greene	20 (HOU)	38 (HOU)	391 (HOU)	4 (DUQ)	70 (DUQ)
Nicco Marchiol	12 (TTU)	21 (TTU)	78 (TTU)	1 (TTU)	29 (DUQ)

Receiving	Rec.	Yards	TDs	Long	100-yd Games
Jaylen Anderson	2 (PSU)	15 (PSU)	0	10 (3x/UCF)	0
Devin Carter	6 (PSU)	116 (HOU)	1 (2x/OU)	49 (HOU)	1 (HOU)
Hudson Clement	5 (DUQ)	177 (DUQ)	3 (DUQ)	70 (DUQ)	1 (DUQ)
CJ Cole	2 (DUQ)	17 (DUQ)	0	10 (DUQ)	0
Treytan Davis	1 (2x/TTU)	1 (2x/TTU)	0	1 (2x/TTU)	0
CJ Donaldson Jr.	2 (3x/OSU)	25 (HOU)	0	18 (HOU)	0
Preston Fox	4 (OSU)	81 (OSU)	1 (DUQ)	34 (OSU)	0
Rodney Gallagher	2 (UCF)	20 (UCF)	0	13 (UCF)	0
EJ Horton Jr.	3 (2x/BYU)	79 (OSU)	1 (OSU)	45 (HOU)	0
Kole Taylor	5 (HOU)	62 (HOU)	1 (2x/TTU)	21 (TTU)	0
Ja'Shaun Poke	2 (DUQ)	11 (DUQ)	0	11 (DUQ)	0
Traylon Ray	3 (2x/BYU)	56 (OU)	1 (HOU)	49 (OU)	0
Kole Taylor	4 (UCF)	55 (DUQ)	1 (2x/OU)	43 (BYU)	0

Defense

Tackles	Solo	Assisted	Total	TFL	Sacks
Jared Bartlett	5 (HOU)	3 (2x/Pitt)	7 (HOU)	1.5 (DUQ)	1.0 (3x/HOU)
Caden Biser	4 (UCF)	2 (2x/UCF)	6 (UCF)	1.0 (DUQ)	0
Beanie Bishop Jr.	7 (2x/OU)	2 (4x/OSU)	9 (TCU)	0.5 (PSU)	0
Tyrin Bradley	4 (OSU)	2 (HOU)	5 (OSU)	1.5 (OSU)	1 (Pitt)
Aubrey Burks	6 (TTU)	1 (4x/OU)	7 (TTU)	1.0 (2x/TTU)	0
Keyshawn Cobb	0	2 (DUQ)	2 (DUQ)	0	0
Ben Cutter	5 (2x/UCF)	4 (2x/TCU)	7 (OSU)	1.0 (3x/UCF)	0
Lance Dixon	4 (TTU)	1 (3x/Pitt)	4 (TTU)	2.0 (BYU)	1.0 (BYU)
Tomiwa Durojaiye	2 (2x/TCU)	3 (TCU)	5 (TCU)	1.5 (2x/TCU)	1.5 (DUQ)
Jairo Faverus	1 (4x/OSU)	2 (DUQ)	3 (DUQ)	0.5 (DUQ)	0
Oreyend Fisher	0	1 (DUQ)	1 (DUQ)	0.5 (DUQ)	0
Marcis Floyd	5 (BYU)	5 (OU)	7 (2x/OU)	1.0 (2x/OSU)	1.0 (TTU)
Davoan Hawkins	1 (2x/UCF)	2 (PSU)	2 (PSU)	1.0 (TTU)	1.0 (TTU)
Lee Kpogba	8 (TCU)	6 (PSU)	13 (PSU)	1.5 (2x/BYU)	1.0 (2x/UCF)
Trey Lathan	3 (2x/Pitt)	6 (TTU)	8 (2x/TTU)	0.5 (2x/Pitt)	0
Zeiqui Lawton	0	1 (DUQ)	1 (DUQ)	0.5 (DUQ)	0
Mike Lockhart	2 (TCU)	2 (3x/TTU)	3 (3x/TCU)	1.5 (2x/TCU)	1.0 (BYU)
Joshiah Jackson	1 (DUQ)	0	1 (DUQ)	0	0
Sean Martin	3 (PSU)	3 (2x/OU)	4 (3x/OU)	2.0 (HOU)	1.0 (OU)
Cory McIntyre Jr.	1 (DUQ)	0	1 (DUQ)	0	0
Hershey McLaurin	5 (TCU)	5 (OU)	9 (OU)	2.0 (TCU)	0.5 (DUQ)
Montre Miller	3 (PSU)	0	3 (PSU)	0	0
Fatorma Mullbah	2 (2x/OSU)	3 (Pitt)	5 (Pitt)	1.0 (2x/Pitt)	0
Asani Redwood	0	1 (2x/BYU)	1 (2x/BYU)	0.5 (BYU)	0.5 (BYU)
Malachi Ruffin	5 (2x/UCF)	2 (2x/OSU)	7 (HOU)	0	0
Hammond Russell IV	1 (3x/OU)	2 (2x/OU)	3 (OU)	0.5 (BYU)	0.5 (BYU)
Jacoby Spells	2 (BYU)	1 (DUQ)	2 (2x/BYU)	0.5 (DUQ)	0
Taurus Simmons	1 (3x/BYU)	1 (2x/OU)	2 (BYU)	0	0
Christion Stokes	0	1 (DUQ)	1 (DUQ)	0.5 (DUQ)	0
Jalen Thornton	1 (2x/OU)	2 (2x/OU)	3 (OU)	2.0 (OU)	1.0 (OU)
Edward Vesternien	3 (TTU)	4 (TTU)	7 (TTU)	2.0 (TCU)	0.5 (HOU)
Avery Wilcox	0	1 (HOU)	1 (HOU)	0	0
Anthony Wilson	8 (OU)	3 (3x/OU)	11 (OU)	1.0 (BYU)	0
Andrew Wilson-Lamp	4 (PSU)	1 (TTU)	4 (PSU)	0	0

Pass Defense	PBU	INTs	Total	TDs
Jared Bartlett	1 (TTU)	0	1 (TTU)	0
Beanie Bishop Jr.	5 (BYU)	2 (UCF)	5 (BYU)	0
Tyrin Bradley	1 (Pitt)	0	0	0
Aubrey Burks	2 (TTU)	1 (Pitt)	2 (TTU)	0
Marcis Floyd	3 (TTU)	1 (UCF)	3 (TTU)	0
Davoan Hawkins	1 (PSU)	0	1 (PSU)	0
Lee Kpogba	1 (TCU)	0	1 (TCU)	0
Trey Lathan	1 (2x/TTU)	0	1 (2x/TTU)	0
Hershey McLaurin	2 (TCU)	0	2 (TCU)	0
Malachi Ruffin	1 (4x/BYU)	1 (Pitt)	1 (5x/BYU)	0
Antony Wilson	1 (3x/BYU)	1 (OSU)	1 (4x/BYU)	0
Avery Wilcox	0	1 (DUQ)	1 (DUQ)	0

Turnovers	Forced	Recovered	TDs
Aubrey Burks	1 (BYU)	1 (BYU)	0
Trey Lathan	1 (TTU)	0	0
Hudson Clement	0	1 (OSU)	0
Jalen Thornton	0	1 (UCF)	0



MOUNTAINEER CAREER HIGHS

Offense					
Rushing	Att.	Yards	TDs	Long	100-yd Games
Jaylen Anderson	15 (OSU '22)	155 (OSU '22)	2 (OSU '22)	57 (OSU '22)	1 (OSU '22)
CJ Donaldson	23 (VT '22)	125 (Pitt '22)	3 (TU '22)	82 (TU '22)	6 (UCF '23)
Garrett Greene	16 (OSU '23)	119 (OU '22)	3 (UCF '23)	67 (TCU '21)	3 (OSU '23)
Justin Johnson Jr.	14 (OSU '23)	83 (VT '22)	1 (4x/OSU '23)	30 (OSU '23)	0
Nicco Marchiol	15 (TTU '23)	72 (TTU '23)	1 (DUQ '23)	19 (TTU '23)	0
DJ Oliver	10 (DUQ '23)	38 (DUQ '23)	1 (DUQ '23)	6 (DUQ '23)	0
Jahiem White	12 (DUQ '23)	110 (DUQ '23)	1 (2x/UCF '23)	39 (DUQ '23)	1 (DUQ '23)
Passing	Comp.	Att.	Yards	TDs	Long
Garrett Greene	20 (HOU '23)	38 (HOU '23)	391 (HOU '23)	4 (DUQ '23)	71 (KSU '22)
Nicco Marchiol	12 (TTU '23)	21 (TTU '23)	78 (TTU '23)	1 (2x/TTU '23)	29 (DUQ '23)
Receiving	Rec.	Yards	TDs	Long	100-yd Games
Jaylen Anderson	4 (TU '22)	45 (TTU '22)	1 (TU '22)	22 (TTU '22)	0
Devin Carter *	7 (WF '21)	140 (BC '19)	2 (WF '21)	55 (BC '19)	4 (HOU '23)
Hudson Clement	5 (DUQ)	177 (DUQ)	3 (DUQ)	70 (DUQ)	1 (DUQ '23)
Treytan Davis	2 (KSU '22)	17 (TTU '22)	0	17 (TTU '22)	0
Preston Fox	4 (OSU '23)	81 (OSU '23)	1 (2x/OSU '23)	34 (OSU '23)	0
EJ Horton	3 (OSU '23)	79 (OSU '23)	1 (OSU '23)	45 (HOU '23)	0
Justin Johnson Jr.	2 (2x/KU '22)	18 (KU '22)	0	10 (KU '22)	0
Noah Massey +	3 (BU '20)	55 (BU '20)	0	33 (BU '20)	0
Ja'Shaun Poke &	13 (BSU '22)	124 (BU '20)	2 (BGSU '20)	55 (BGSU '20)	2 (EMU '22)
Traylan Ray	3 (HOU '23)	43 (HOU '23)	1 (HOU '23)	35 (HOU '23)	0
Kole Taylor	5 (HOU '23)	55 (DUQ '23)	1 (2x/TTU '23)	41 (MSU '21)^	0
Defense	Solo	Assisted	Total	TFL	Sacks
Jared Bartlett	5 (2x/HOU '23)	3 (6x/Pitt '23)	7 (6x/VT '23)	3.0 (VT '21)	3.0 (VT '21)
Caden Biser	4 (UCF '23)	3 (TU '22)	6 (2x/UCF '23)	0	0
Beanie Bishop Jr. <	7 (2x/OU '23)	2 (6x/OSU '23)	9 (TCU '23)	1.0 (NU '22)	1.0 (NU '22)
Tyrin Bradley!	4 (OSU '23)	8 (SFA '22)	10 (2x/SFA '22)	2 (2x/Utah Tech)	1 (5x/Pitt '23)
Aubrey Burks	8 (TTU '22)	3 (2x/KSU '22)	10 (TTU '22)	2.0 (TTU '22)	1.0 (TTU '22)
Keyshawn Cobb @	8 (Toledo '22)	7 (UMass '22)	9 (Akron '22)	1.5 (2x/Toledo '22)	1.0 (CMU '22)
Raleigh Collins III	2 (TCU '22)	0	2 (TCU '22)	1.0 (TCU '22)	0
Ben Cutter	5 (2x/UCF '23)	4 (2x/TCU '23)	7 (OSU '23)	2.0 (BYU '23)	1.0 (BYU '23)
Lance Dixon%	8 (UMN '21)	4 (OU '21)	11 (UMN '21)	1.0 (3x/HOU '23)	0
Tomiwa Durojaye	2 (2x/TCU '23)	3 (TCU '23)	5 (TCU '23)	1.5 (DUQ '23)	1.5 (DUQ '23)
Marcis Floyd ^^	7 (APSU '21)	5 (OU '23)	9 (2x/OSU '22)	2.0 (APSU '21)	1.0 (4x/TTU '23)
Davon Hawkins ?	6 (MSU '20-21)	7 (APSU '20-21)	7 (2x/APSU '20-21)	2.0 (APSU '21)	2.0 (APSU '21)
Lee Kpogba #	8 (2x/TCU '23)	6 (4x/PSU '23)	13 (3x/PSU '23)	2.0 (6x/OSU '22)	1.5 (OSU '22)
Trey Lathan	3 (PSU '23)	6 (TTU '23)	8 (2x/TTU '23)	0.5 (2x/Pitt '23)	0
Mike Lockhart**	2 (3x/TCU '23)	4 (2x/Duke '2)	5 (BC '20)	1.5 (2x/Pitt '23)	1.0 (BYU '23)
Davis Mallinger	8 (TTU '22)	2 (TTU '22)	10 (TTU '22)	1.0 (2x/TTU '22)	1.0 (2x/TTU '22)
Sean Martin	4 (KU '22)	4 (BU '22)	6 (BU '22)	2.0 (3x/HOU '23)	2.0 (OU '22)
Hershey McLaurin	7 (TTU '22)	6 (KU '22)	9 (2x/OU '23)	2.0 (TCU '23)	1.0 (BU '22)
Montre Miller >	8 (Akron '22)	3 (3x/BGSU '22)	8 (2x/BGSU '22)	2.0 (Iowa '21)	0
Fatorma Mulbah =	2 (2x/OSU '23)	3 (Pitt '23)	5 (Pitt '23)	1.0 (2x/Pitt '23)	0
Malachi Ruffin	5 (UCF '23)	3 (TU '22)	7 (HOU '23)	0	0
Edward Vesterinen	3 (TTU '23)	4 (TTU '23)	7 (TTU '23)	1.0 (3x/TTU '23)	0.5 (3x/HOU '23)
Anthony Wilson	12 (GSU '20)	8 (Army '20)	12 (GSU '20)	3.0 (CCU '21)	1.0 (2x/JMU '22)
Andrew Wilson-Lamp	4 (PSU '23)	2 (OSU '22)	4 (2x/PSU '23)	0	0
Pass Defense	PBU	INTs	Total	TDs	
Jared Bartlett	1 (3x/TTU '23)	0	1 (3x/TTU '23)	0	
Beanie Bishop Jr. <	5 (BYU '23)	2 (UCF '23)	5 (BYU '23)	0	
Aubrey Burks	2 (TTU '23)	1 (2x/Pitt '23)	2 (TTU '23)	0	
Keyshawn Cobb	3 (Toledo '22)	1 (OU '22)	3 (Toledo '22)	0	
Lance Dixon	1 (VT '22)	0	1 (VT '22)	0	
Marcis Floyd ^^	3 (3x/TTU '23)	2 (2x/TTU '21)	3 (3x/TTU '23)	1 (SEMO '20)	
Davon Hawkins	1 (PSU '23)	0	1 (PSU '23)	0	
Mike Lockhart	1 (VT '22)	0	1 (VT '22)	0	
Hershey McLaurin	2 (TCU '23)	0	2 (TCU '23)	0	
Montre Miller >	3 (Miami (OH) '21)	0	3 (Miami (OH) '21)	0	
Malachi Ruffin	3 (OSU '22)	1 (3x/Pitt '23)	3 (OSU '22)	1 (KSU '22)	
Jacoby Spells	1 (DUQ '23)	1 (VT '22)	1 (VT '22)	1 (VT '22)	
Avery Wilcox	0	1 (DUQ '23)	1 (DUQ '23)	0	
Anthony Wilson\$	2 (4x/TSU '21)	1 (3x/OSU '22)	2 (4x/TSU '21)	0	
Andrew Wilson-Lamp	1 (2x/OSU '22)	0	1 (2x/OSU '22)	0	
Turnovers	Forced	Recovered	TDs		
Jared Bartlett	1 (VT '21)	1 (VT '21)	1 (VT '21)	0	
Caden Biser	0	1 (TU '22)	0	0	
Aubrey Burks	1 (BU '22)	0	0	0	
Keyshawn Cobb @	1 (3x/CMU '22)	1 (BGSU '22)	0	0	
Lance Dixon %	1 (OSU '20)	0	0	0	
Marcis Floyd ^^	1 (3x/ISU '22)	0	0	0	
Davon Hawkins ?	1 (5x/Tenn. Tech '22)	1 (3x/EID '22)	0	0	
Lee Kpogba	0	1 (Pitt '22)	0	0	
Trey Lathan	1 (TTU '23)	0	0	0	
Montre Miller >	3 (VMI '21)	0	0	0	
Sean Martin	1 (2x/BU '22)	1 (LIU '21)	0	0	
Malachi Ruffin	0	1 (TCU '22)	0	0	
Anthony Wilson	1 (2x/GSU '22)	0	0	0	

% - Dixon's numbers from Penn State
 * - Cox's numbers from North Dakota State
 > - Miller's numbers from Kent State
 ! - Bradley's numbers from Abilene Christian

* - Carter's numbers from NC State
 ^^ - Floyd's numbers from Murray State
 < - Bishop's numbers from Minnesota

+ - Massey's numbers from Bowling Green
 # - Kpogba's numbers from Syracuse
 @ - Cobb's numbers from Buffalo

& - Poke's numbers from Kent State
 ? - Hawkins' numbers from Tennessee State
 \$ - Wilson's numbers from Georgia Southern

^ - Taylor's numbers from LSU
 = - Mulbah's numbers from Penn State
 ** - Lockhart's numbers from Ga. Tech

2023 MOUNTAINEER ROSTER

No.	Name	Pos.	Ht.	Wt.	Cl.	Exp.	Hometown/High School/Previous College
0	Jaylen Anderson	RB	5-11	214	r-So.	1vl	Perry, Ohio/Perry
0	Montre Miller	CB	5-11	188	r-Sr.	TR	Blythewood, S.C./Westwood/Kent State
1	Lee Kpogba	LB	6-1	234	Sr.	1vl	Winston-Salem, N.C./Parkland/Syracuse/E. Miss. CC
2	Aubrey Burks	S	5-11	204	Jr.	1vl	Oakridge, Fla./Auburndale
2	Rodney Gallagher III	WR	5-11	167	Fr.	HS	Uniontown, Pa./Laurel Highlands
3	Tomiwa Durojaiye	DL	6-4	278	r-Fr.	TR	Philadelphia, Pa./Middletown (Del.)/Kentucky
3	Ja'Shaun Poke	WR	5-10	184	Sr.	TR	Hampton, Ga./Dutchtown/Kent State
4	CJ Donaldson Jr.	RB	6-1	238	So.	1vl	Miami, Fla./Gulliver Prep
5	Devin Carter	WR	6-3	215	r-Sr.	TR	Clayton, N.C./Clayton/NC State
5	Lance Dixon	SPEAR	6-2	221	r-Jr.	1vl	Oak Park, Mich./West Bloomfield/Penn State
6	Garrett Greene	QB	5-11	198	Jr.	2vl	Tallahassee, Fla./Chiles
6	Jacolby Spells	CB	5-11	184	So.	1vl	Fort Lauderdale, Fla./American Heritage
7	Andrew Wilson-Lamp	CB	6-2	175	r-So.	1vl	Massillon, Ohio/Massillon Washington
7	Traylon Ray	WR	6-3	185	Fr.	HS	Tallahassee, Fla./North Florida Christian
8	Tyrin Bradley	BAN	6-2	251	Jr.	TR	Lubbock, Texas/Monterey/Abilene Christian
8	Nicco Marchiol	QB	6-1	226	r-Fr.	RS	Chandler, Ariz./Hamilton
10	Jared Bartlett	BAN	6-2	236	r-Jr.	4vl	Miami, Fla./Collins Hill (Ga.)
10	Jarel Williams	WR	6-2	206	r-Fr.	RS	Saraland, Ala./Saraland
11	Beanie Bishop Jr.	CB	5-10	181	r-Sr.	TR	Louisville, Ky./Pleasure Ridge Park/Minnesota
12	Anthony Wilson	S	5-9	190	r-Jr.	TR	Columbia, S.C./Spring Valley/Georgia Southern
13	EJ Horton	WR	6-0	178	Jr.	TR	Louisville, Ky./Palmetto Academy/Marshall
13	Hershey McLaurin	SPEAR	6-1	212	Jr.	1vl	Friendship, Miss./Collins/Jones County JC
14	Malachi Ruffin	CB	5-10	193	r-Jr.	2vl	Nashville, N.C./Nash Central
15	Ben Cutter	LB	6-0	223	Fr.	HS	Denver, N.C./East Lincoln
15	Scott Kean	QB	6-2	203	r-Fr.	RS	Weston, Fla./St. Thomas Aquinas
15	Noah Massey	WR	6-3	237	r-Sr.	TR	Houston, Texas/Spring Westfield/Bowling Green/Angelo State
16	Sean Boyle	QB	6-2	210	Fr.	HS	Charlotte, N.C./Charlotte Catholic
17	Jackson Crist	QB	6-2	211	r-So.	SQ	Canfield, Ohio/Canfield
18	Tirek Austin-Cave	LB	6-1	229	Jr.	SQ	Pennsauken, N.J./Camden/Miami
18	Grant Cochran	QB	6-5	220	Fr.	HS	Princeton, W.Va./Princeton
19	Trey Lathan	LB	6-1	222	r-Fr.	RS	Goulds, Fla./Gulliver Prep
19	Graeson Malashevich	WR	5-9	183	r-Jr.	2vl	Ceredo, W.Va./Spring Valley
20	DJ Oliver	RB	5-10	250	Fr.	HS	Perry, Fla./Port Saint Joe
22	Michael Hayes	K	5-9	187	r-Jr.	TR	Florence, S.C./West Florence/Georgia State
22	Josiah Jackson	CB	6-0	182	Fr.	HS	Fairfield, Ohio/Fairfield
22	Jahiem White	RB	5-7	190	Fr.	HS	York, Pa./William Penn Senior
23	Keyshawn Cobb	S	5-10	208	Sr.	TR	Fort Valley, Ga./Peach Valley/Bufalo
24	Marcis Floyd	S	6-0	197	r-Sr.	1vl	Louisville, Ky./Du Pont Manual/Murray State
25	Tyler Evans	WR	5-7	184	r-Fr.	RS	Austintown, Ohio/Austintown Fitch
25	Jordan Jackson	CB	5-11	178	Fr.	HS	Fairfield, Ohio/Fairfield
26	Justin Johnson Jr.	RB	5-11	202	Jr.	2vl	St. Louis, Mo./Edwardsville
27	Davis Mallinger	WR	6-1	191	r-So.	1vl	Melbourne, Fla./Cocoa
28	Aden Tagaloa-Nelson	S	6-1	195	Fr.	HS	Lexington, Ky./Woodford County
29	Preston Fox	WR	5-10	188	r-Fr.	SQ	Morgantown, W.Va./Morgantown
29	Deuce Shabazz	CB	5-11	188	r-Fr.	TR	Marietta, Ga./Harrison/Pitt
30	Brayden Dudley	BAN	6-2	247	r-So.	SQ	Buford, Ga./Mill Creek
30	Judah Price	RB	5-9	188	Fr.	HS	Coal City, W.Va./Independence
31	Christion Stokes	S	6-0	199	r-Fr.	RS	Harper Woods, Mich./Harper Woods
32	Raleigh Collins III	SPEAR	6-2	199	r-Fr.	RS	Newark, Del./Neumann Goretti
33	Jairo Faverus	LB	6-0	217	r-So.	SQ	Amsterdam, The Netherlands/Bristol Academy of Sports
34	Avery Wilcox	S	6-0	204	r-So.	SQ	Ft. Mill, S.C./Ft. Mill
35	Luke Hamilton	FB	5-11	241	r-Sr.	TR	Cumberland, Md./Fort Hill/Towson
36	Caden Biser	LB	6-0	230	r-So.	1vl	Keyser, W.Va./Morgantown
36	Noah Braham	TE	6-3	234	Fr.	HS	Morgantown, W.Va./University
37	Jayden Bell	CB	5-10	155	Fr.	HS	Fort Lauderdale, Fla./Saint Thomas Aquinas
38	Donald Brandel	LB	6-0	218	r-Fr.	RS	Morgantown, W.Va./University
38	Macguire Moss	LS	6-1	229	r-Fr.	RS	Batavia, Ill./Batavia
39	Quayvon Cyrus	CB	6-2	185	Fr.	HS	Parkersburg, W.Va./Parkersburg
39	Danny King	K	5-10	181	r-Jr.	SQ	Cumberland, Md./Fort Hill
40	Josiah Trotter	LB	6-2	242	Fr.	HS	Philadelphia, Pa./Saint Joseph's Prep

2023 MOUNTAINEER ROSTER

41	Kam Shallis	LB	5-11	205	Fr.	HS	Martinsburg, W.Va./Martinsburg
41	Oliver Straw	P	6-2	210	So.	1vl	Melbourne, Australia/Mentone Grammar School
42	RJ Kocan	K	5-10	226	r-Fr.	RS	West Islip, N.Y./St. John the Baptist
43	Austin Brinkman	LS	6-4	235	Jr.	2vl	Bel Air, Md./The John Carroll School
43	Colin McBee	FB	6-0	236	r-Fr.	RS	Morgantown, W.Va./University
44	Oreyend Fisher	DL	6-6	217	Fr.	HS	Georgetown, Ky./Great Crossing
45	Taurus Simmons	DL	6-2	245	Jr.	2vl	Savannah, Ga./Jenkins
46	Luke Savino	P	5-10	175	Fr.	HS	Somers, N.Y./Somers
47	Anthony Del Negro	DL	6-0	246	r-Sr.	1vl	Bohemia, N.Y./Connetquot/Stony Brook
48	Tyler Cain	LB	6-3	220	r-Fr.	HS	Beaver Falls, Pa./Beaver Falls/Navy Prep
48	Nate Flower	K	6-2	170	Fr.	HS	Fairmont, W.Va./Fairmont Senior
49	Taran Fitzpatrick	WR	6-1	192	r-Fr.	RS	Charleston, W.Va./George Washington
50	Brandon Yates	OL	6-4	316	r-Jr.	3vl	Middletown, Del./Liberty (Las Vegas, Nev.)
52	Nick Krahe	OL	6-6	293	Fr.	HS	Erie, Pa./Harbor Creek
52	Corey McIntyre Jr.	DL	6-3	305	Fr.	HS	Port St. Lucie, Fla./Treasure Coast
54	Zach Frazier	OL	6-3	311	Jr.	3vl	Fairmont, W.Va./Fairmont Senior
54	Fatorma Mulbah	DL	6-3	306	r-Jr.	TR	Harrisburg, Pa./Susquehanna Township/Penn State
55	Davoan Hawkins	DL	6-3	270	S-Sr.	TR	Lauderhill, Fla./Chaminade-Madonna/Kentucky/Tennessee State
55	Tomas Rimac	OL	6-6	318	r-So.	1vl	Brunswick, Ohio/Brunswick
56	James Heard Jr.	BAN	6-2	229	Fr.	HS	Camden, N.J./Camden
56	Sullivan Weidman	OL	6-5	323	r-Fr.	RS	Franklin, Mass./Dexter Southfield
58	Nick Malone	OL	6-5	298	r-Jr.	2vl	Morgantown, W.Va./Morgantown
60	Johnny Williams IV	OL	6-7	308	Fr.	HS	Macon, Ga./Northeast
63	Bryce Biggs	OL	6-4	310	r-So.	SQ	Ashland, Ky./Spring Valley
64	Cooper Young	OL	6-5	319	Fr.	HS	Downingtown, Pa./Downingtown West
66	Ja'Quay Hubbard	OL	6-5	326	r-Jr.	1vl	Hermitage, Pa./Sharpsville/Virginia
67	Landen Livingston	OL	6-4	294	r-Fr.	RS	Leo, Ind./Leo
71	Maurice Hamilton	OL	6-3	321	r-Fr.	RS	Cleveland, Ohio/Cleveland Heights
72	Doug Nester	OL	6-7	320	Sr.	2vl	Kenova, W.Va./Spring Valley/Virginia Tech
74	Wyatt Milum	OL	6-6	310	Jr.	2vl	Kenova, W.Va./Spring Valley
76	Charlie Katarancic	OL	6-4	293	r-Fr.	RS	Pittsburgh, Pa./Choate Rosemary School (Conn.)
80	TJ Johnson	TE	6-3	219	Fr.	HS	Chesapeake, Va./Oscar Smith
81	Treytan Davis	TE	6-3	255	r-So.	1vl	Jackson, Ohio/Jackson
82	Victor Wikstrom	TE	6-4	263	r-So.	SQ	Uppsala, Sweden/RIG Celsiusskolan
83	CJ Cole	WR	6-4	207	r-So.	SQ	Washington, Pa./McGuffey
84	Hudson Clement	WR	6-1	197	r-Fr.	RS	Martinsburg, W.Va./Martinsburg
86	Will Dixon	TE	6-5	227	r-Fr.	RS	Hillsborough, N.J./Hillsborough
87	Derek Berlitz	DL	6-1	256	r-Fr.	RS	Catawissa, Pa./Southern Columbia
87	Kole Taylor	TE	6-7	246	Jr.	TR	Grand Junction, Colo./Central/LSU
88	Donovan Grayson	DL	6-3	225	Fr.	HS	Stafford, Va./Brooke Point
89	DJ Cotton	DL	6-2	260	Fr.	HS	Baltimore, Md./Mt. Zion Prep
89	Carson Everhart	TE	6-5	229	So.	TR	East Wenatchee, Wash./Eastmont/Simon Fraser
91	Sean Martin	DL	6-5	291	Jr.	2vl	Bluefield, W.Va./Bluefield
92	Asani Redwood	DL	6-3	290	r-Fr.	RS	Suwanee, Ga./Collins Hill
93	Mike Lockhart	DL	6-3	309	r-Jr.	1vl	Birmingham, Ala./Huffman/Georgia Tech
94	Hammond Russell IV	DL	6-3	307	r-So.	SQ	Dublin, Ohio/Dublin Coffman
95	Zachariah Keith	DL	6-6	258	Fr.	HS	Douglasville, Ga./Douglas County
96	Edward Vesterinen	DL	6-3	283	Jr.	2vl	Helsinki, Finland/French Finnish School of Helsinki
97	Jalen Thornton	DL	6-2	277	r-Jr.	3vl	Cincinnati, Ohio/Indian Hill
98	Leighton Bechdel	P/LS	6-0	211	r-Jr.	SQ	Towson, Md./Towson
98	Harry Hilvert	DL	6-0	250	r-Fr.	RS	Cleves, Ohio/Taylor
99	Zeiqui Lawton	DL	6-1	271	r-So.	RS	Charleston, W.Va./South Charleston/Cincinnati
99	Ronan Swope	P	5-11	160	r-So.	SQ	King of Prussia, Pa./Malvern Prep

THE LAST TIME ...

By The Mountaineers ...

30 Rushing Attempts: 33 by Leddie Brown vs. Texas/Nov. 20, 2021
40 Rushing Attempts: 40 by Quincy Wilson vs. Rutgers/Oct. 11, 2003
100 Rushing Yards: 146 by Jahiem White and 102 by CJ Donaldson vs. BYU/Nov. 4, 2023
200 Rushing Yards: 209 by Justin Crawford vs. Baylor/Dec. 3, 2016
300 Rushing Yards: 331 by Justin Crawford vs. Oklahoma/Nov. 19, 2016
75-Yard Run (no touchdown): 79 by Tevin Bush vs. Baylor/Oct. 25, 2018
75-Yard Touchdown Run: 82 by CJ Donaldson Jr. vs. Towson/Sept. 17, 2022
50-Yard Run (no touchdown): 51 by Martell Pettaway vs. Syracuse/Dec. 28, 2018
50-Yard Touchdown Run: 54 and 57 by Jaylen Anderson at Oklahoma State/Nov. 26, 2022
2 Rushing Touchdowns: 2 by CJ Donaldson vs. BYU/Nov. 3, 2023
2 Rushing Touchdowns in Back-to-Back Games: by Garrett Greene, 2 at TCU/Sept. 30, 2023 and 2 at Houston/Oct. 12, 2023
Two Players with 2 Rushing Touchdowns: 2 by Tony Mathis Jr. and 3 by CJ Donaldson Jr. vs. Towson/Sept. 17, 2022
3 Rushing Touchdowns: 3 by Garrett Greene at UCF/Oct. 28, 2023
Double 100-Yard Rushers: 146 by Jahiem White and 102 by CJ Donaldson vs. BYU/Nov. 4, 2023
Three 100-Yard Rushers: 129 by Skyler Howard, 115 by Wendell Smallwood and 108 by Rushel Shell at Kansas/Nov. 21, 2015
Double 200-Yard Rushers: by Pat White (220) and Steve Slaton (215) at Pitt /Nov. 16, 2006
Two 100-Yard Rushers and Two 100-Yard Receivers: 129 by Justin Crawford and 127 by Kennedy McKoy rushing and 7 catches for 104 yards by Daikie Shortts and 4 catches for 102 yards by Shelton Gibson vs. Kansas/Nov. 5, 2016
30 Pass Completions: 30 by Jarret Doege vs. Iowa State/Oct. 31, 2021
20 Pass Completions: 20 by Garrett Greene at Houston/Oct. 12, 2023
20 Consecutive Completions: 21 by Geno Smith vs. Kansas/Dec. 1, 2012
10 Consecutive Completions: 11 by JT Daniels vs. Kansas/Sept. 10, 2022
60 Pass Attempts: 65 by Geno Smith vs. LSU/Sept. 24, 2011
50 Pass Attempts: 50 by Jarret Doege at Texas/Nov. 7, 2020
40 Pass Attempts: 48 by JT Daniels at Texas/Oct. 1, 2022
35 Pass Attempts: 38 by Garrett Greene at Houston/Oct. 12, 2023
30 Pass Attempts: 30 by Garrett Greene vs. Oklahoma State/Oct. 21, 2023
3 Touchdown Passes: 4 by Garrett Greene vs. Duquesne/Sept. 9, 2023
4 Touchdown Passes: 4 by Garrett Greene vs. Duquesne/Sept. 9, 2023
5 Touchdown Passes: 5 by Will Grier vs. Kansas State/Sept. 22, 2018
6 Touchdown Passes: 8 by Geno Smith vs. Baylor/Sept. 29, 2012
300 Yards Passing: 391 by Garrett Greene at Houston/Oct. 12, 2023
400 Yards Passing: 539 by Will Grier vs. Oklahoma/Nov. 23, 2018
500 Yards Passing: 539 by Will Grier vs. Oklahoma/Nov. 23, 2018
600 Yards Passing: 656 by Geno Smith vs. Baylor/Sept. 29, 2012
100 Yards Rushing and Passing: by Garrett Greene (117/249) vs. Oklahoma State/Oct. 21, 2023
200 Yards Rushing and Passing: by Pat White (220/204) at Pitt/Nov. 16, 2006
100 Yards Rushing and Receiving: by Steve Slaton (215/130) at Pitt/Nov. 16, 2006
300 Yards Total Offense: 366 by Garrett Greene vs. Oklahoma State/Oct. 21, 2023
400 Yards Total Offense: 437 by Garrett Greene at Houston/Oct. 12, 2023
500 Yards Total Offense: 517 by Will Grier vs. Oklahoma/Nov. 23, 2018
600 Yards Total Offense: 687 by Geno Smith vs. Baylor/Sept. 29, 2012
15 Receptions: 16 by Kevin White at Texas/Nov. 8, 2014
10 Receptions: 11 by Bryce Ford-Wheaton vs. Kansas/Sept. 10, 2022
9 Receptions: 11 by Bryce Ford-Wheaton vs. Kansas/Sept. 10, 2022
4 Touchdown Receptions: 4 by Stedman Bailey vs. Oklahoma/Nov. 17, 2012
3 Touchdown Receptions: 3 by Hudson Clement vs. Duquesne/Sept. 9, 2023
2 Touchdown Receptions: 3 by Hudson Clement vs. Duquesne/Sept. 9, 2023
Two Players with 2 Touchdown Receptions: 2 by Gary Jennings Jr. and 2 by David Sills V vs. Oklahoma/Nov. 23, 2018
Double 100-Yard Receivers: 106 by Bryce Ford-Wheaton and 100 by Winston Wright Jr. vs. Iowa State/Oct. 30, 2021
Three 100-Yard Receivers: 303 by Stedman Bailey, 215 by Tavon Austin and 114 by J.D. Woods vs. Baylor/Sept. 29, 2012
100 Yards Receiving: 116 by Devin Carter at Houston/Oct. 12, 2023
150 Yards Receiving: 177 Hudson Clement vs. Duquesne/Sept. 9, 2023
200 Yards Receiving: 225 by Gary Jennings Jr. vs. Oklahoma/Nov. 23, 2018
75-Yard Touchdown Reception: 83 by George Campbell from Austin Kendall at Baylor /Oct. 31, 2019
50-Yard Touchdown Reception: 50 by Hudson Clement from Garrett Greene at Houston /Oct. 12, 2023
50-Yard Reception (no touchdown): 51 by Sam James from JT Daniels vs. Towson/Sept. 17, 2022
Rushing and Receiving Touchdown: by Leddie Brown vs. Kansas/Oct. 17, 2020
2 Rushing and 2 Receiving Touchdowns: by Steve Slaton at Pitt/Nov. 16, 2006
2 Rushing and 2 Passing Touchdowns: by Garrett Greene at Houston/Oct. 12, 2023
Kickoff Return For Touchdown: 90 yards by Winston Wright Jr. vs. LIU/Sept. 11, 2021
Recovered an Onside Kick: Casey Legg kicked the ball 17 yards, recovered by Alonzo Addae vs. Army/Dec. 31, 2020
Returned Opening Kick for a Touchdown: 90 yards by Winston Wright Jr. vs. LIU/Sept. 11, 2021
Punt Return For Touchdown: 76 yards by Tavon Austin vs. TCU/Nov. 3, 2012

ZACH FRAZIER



HUDSON CLEMENT



THE LAST TIME ...

Punt Blocked and Returned For Touchdown: 1 yard by Thandi Smith (blocked, picked up and returned) at Rutgers/Oct. 8, 2005

Punt Blocked: by Davaon Hawkins vs. Oklahoma State/Oct. 21, 2023

Punt Blocked For Touchdown: Blocked by Osman Kamara and recovered by Marvin Gross vs. Oklahoma State/Oct. 28, 2017

Punt Blocked For Safety: by Jarrod Harper at Maryland/Sept. 13, 2014

Interception Return For Touchdown: 43 yards by Malachi Ruffin vs. Kansas State/Nov. 19, 2022

Interception Return For Touchdown by a Defensive Lineman: 19 yards by Keilen Dykes at Syracuse/Oct. 6, 2007

Two Interceptions Returned For Touchdown: by Shawn Hackett (41) and Grant Wiley (22) vs. Boston College/Sept. 2, 2000

50-Yard Field Goal: 51 by Casey Legg at Kansas State/Nov. 16, 2019

Field Goal Blocked: by Dante Stills vs. Baylor/Oct. 3, 2020

Two Field Goals Blocked: by Mike Lockhart and Sean Martin at TCU/Sept. 30, 2023

Field Goal Blocked and Returned for Touchdown: 72 yards by Derrek Pitts Jr., (blocked by Kenny Bigelow Jr.) at Iowa State/Oct. 13, 2018

Missed an Extra Point: by Michael Hayes at Oklahoma/Nov. 11, 2023

Two Interceptions in a Game: 2 by Beanie Bishop Jr. at UCF/Oct. 28, 2023

Three Interceptions in a Game: 3 by Karl Joseph vs. Georgia Southern/Sept. 5, 2015

Three Interceptions in a Quarter: 3 by Karl Joseph vs. Georgia Southern/Sept. 5, 2015

Four Interceptions in a Game: 4 by Mike Slater vs. Kentucky/Nov. 1, 1969

Intercepted Fumble Returned For Touchdown: no instance yet found

Fumble Returned For Touchdown: 42 yards by Jared Barber vs. Texas/Nov. 14, 2014

Fumble Recovered For Touchdown: 0 yards by Karl Joseph at Baylor/Oct. 4, 2013

Two-Point Conversion By Rush: Reese Smith vs. Army/Dec. 31, 2020

Two-Point Conversion By Pass: Traylon Ray from Garrett Greene at Houston/Oct. 12, 2023

Extra Point Blocked: by Dante Stills vs. Baylor/Oct. 13, 2022

Extra Point Blocked and Returned for Defensive Extra Point Conversion: 87 yards by Jacolby Spells vs. Baylor/Oct. 13, 2022

Defensive Extra Point: Jacolby Spells returned blocked extra point 87 yards for a defensive extra-point conversion vs. Baylor/Oct. 13, 2022

Defensive Extra Point (Two-Point Pass Attempt): Matt Taffoni intercepted Pitt two-point pass attempt (John Ryan) and returned it 100 yards for a two-point defensive score /Oct. 15, 1994

Team Gained 300 Yards Rushing: 336 vs. BYU/Nov. 4, 2023

Team Gained 400 Yards Rushing: 426 at Kansas/Nov. 21, 2015

Team Gained 500 Yards Rushing: 517 vs. Connecticut/Nov. 24, 2007

Team Failed To Gain 100 Yards Rushing: 76 at Iowa State/Nov. 5, 2022

Team Failed To Gain 50 Yards Rushing: 17 vs. Oklahoma State/Nov. 6, 2021

Team Gained 300 Yards Passing: 391 at Houston/Oct. 12, 2023

Team Gained 400 Yards Passing: 498 vs. Texas Tech/Nov. 9, 2019

Team Gained 500 Yards Passing: 539 vs. Oklahoma/Nov. 23, 2018

Team Failed To Gain 100 Yards Passing: 99 vs. Texas Tech/Sept. 23, 2023

Team Gained 500 Yards Total Offense: 567 vs. BYU/Nov. 4, 2023

Team Gained 600 Yards Total Offense: 619 vs. Duquesne/Sept. 9, 2023

Team Gained 700 Yards Total Offense: 704 vs. Oklahoma/Nov. 23, 2018

Team Gained 800 Yards Total Offense: 807 vs. Baylor/Sept. 29, 2012

Team Gained 400 Yards Total Offense in the First Half: 435 vs. Towson/Sept. 17, 2022

Team Gained 400 Yards Total Offense in the Second Half: 523 vs. Oklahoma /Nov. 17, 2012

Team Failed To Gain 200 Yards Total Offense: 133 vs. Oklahoma State/Nov. 6, 2021

Drive of 99 Yards: 99 yards on 15 plays in first quarter against TCU/Nov. 14, 2020

Team Failed To Get A First Down: no instance yet found

Team Failed To Get A Rushing First Down: vs. Texas Western/Nov. 25, 1950

Team Failed To Get A Passing First Down: vs. South Carolina/Dec. 30, 1969

Team Failed To Get A Third Down Conversion: vs. Syracuse (0/10)/Dec. 29, 2012

Team Had Six Turnovers: two interceptions, four fumbles vs. Maryland/Sept. 21, 2013

Team Had Five Turnovers: four interceptions, one fumble vs. Oklahoma State /Oct. 28, 2017

Successful Fake Punt: 5-yard rush by Sam James vs. Oklahoma/Nov. 12, 2022

Scored 70+ Points: 70 vs. Baylor/Sept. 29, 2012

Scored 60+ Points: 65 vs. Towson/Sept. 17, 2022

Scored 50+ Points: 56 vs. Duquesne/Sept. 9, 2023

Scored 40+ Points: 41 at UCF/Oct. 28, 2023

Scored 30+ Points: 37 vs. BYU/Nov. 4, 2023

Scored 40+ Points in a Half: 45 in the 1st half vs. Towson/Sept. 17, 2022

Scored 30+ Points in a Half: 35 in the 1st half vs. Duquesne/Sept. 9, 2023

Scored 0 Points in a Half: 0 in the 2nd half vs. Oklahoma State/Nov. 6, 2021

Scored 0 Points in a Half at Home: 0 in the 2nd half vs. Oklahoma State/Nov. 6, 2021

Scored 30+ Points in a Quarter: 31 in the 2nd quarter vs. Baylor/Oct. 25, 2018

Shutout Recorded: 66-0 vs. LIU/Sept. 11, 2021

Forced Four Turnovers in a Game: four (three interceptions, one forced fumble) at UCF /Oct. 28, 2023


Forced Five Turnovers in a Game: five vs. Texas/Nov. 14, 2015

Forced Six Turnovers in a Game: six vs. Maryland/Sept. 26, 2015

Forced Six Turnovers in a Game: six vs. Maryland/Sept. 26, 2015

Forced Eight Turnovers in a Game: eight vs. Rutgers/Nov. 3, 2001

OLIVER STRAW



RODNEY GALLAGHER III



THE LAST TIME ...

Safety Scored: Dante Stills sacked Mike Collins of TCU in the end zone/Nov. 10, 2018
Two Safeties Scored: at Syracuse/Sept. 25, 2000
Played An Overtime Game: L/42-55 (1OT) vs. Kansas/Sept. 10, 2022
Played Back-to-Back Overtime Games: L 47-40 (1OT) vs. Texas/Nov. 9, 2013;
W 30-27 (1OT) at TCU/Nov. 2, 2013
Won Game Without An Offensive TD: at Syracuse/Sept. 5, 2005
Won Game Without a Rushing TD: vs. Army/Dec. 31, 2020

Versus West Virginia ...

30 Rushing Attempts: 36 by J.D. King of Oklahoma State/Oct. 28, 2017
100 Rushing Yards: 135 by Gavin Sawchuk of Oklahoma/Nov. 11, 2023
200 Rushing Yards: 282 by Ollie Gordon of Oklahoma State/Oct. 21, 2023
75-Yard Run: 75 by C.J. Brown of Maryland/Sept. 13, 2014
50-Yard Touchdown Run: 53 by Ollie Gordon of Oklahoma State/Oct. 21, 2023
50-Yard Non-Touchdown Run: 58 by Stacy Sneed of Houston/Oct. 12, 2023
3 Rushing Touchdowns: 4 by Ollie Gordon of Oklahoma State/Oct. 21, 2023
4 Rushing Touchdowns: 4 by Ollie Gordon of Oklahoma State/Oct. 21, 2023
2 Players Rushing for 100 Yards: 103 by LD Brown and 101 by Chuba Hubbard of Oklahoma State/Sept. 26, 2020
20 Pass Completions: 23 by Gabriel Dillon of Oklahoma/Nov. 11, 2023
30 Pass Completions: 30 by Taylor Cornelius of Oklahoma State/Nov. 17, 2018
50 Pass Attempts: 51 by Drew Lock of Missouri/Sept. 3, 2016
40 Pass Attempts: 42 by Jake Retzlaff of BYU/Nov. 4, 2023
30 Pass Attempts: 36 by Gabriel Dillon of Oklahoma/Nov. 11, 2023
3 Touchdown Passes: 3 John Rhys Plumlee of UCF/Oct. 28, 2023
4 Touchdown Passes: 4 by Donovan Smith of Houston/Oct. 12, 2023
5 Touchdown Passes: 5 by Gabriel Dillon of Oklahoma/Nov. 11, 2023
300 Yards Passing: 325 by Drew Allar of Penn State/Sept. 2, 2023
400 Yards Passing: 423 by Gabriel Dillon of Oklahoma/Nov. 11, 2023
500 Yards Passing: 554 by Landry Jones of Oklahoma/Nov. 17, 2012
100 Yards Rushing & 300 Yards Passing: by Kyler Murray (114/364) of Oklahoma/Nov. 23, 2018
100 Yards Rushing & 200 Yards Passing: by Kyler Murray (114/364) of Oklahoma/Nov. 23, 2018
100 Yards Rushing & 100 Yards Passing: by Kyler Murray (114/364) of Oklahoma/Nov. 23, 2018
300 Yards Total Offense: 328 John Rhys Plumlee of UCF/Oct. 28, 2023
400 Yards Total Offense: 473 by Gabriel Dillon of Oklahoma/Nov. 11, 2023
500 Yards Total Offense: 540 by Seth Russell of Baylor/Oct. 17, 2015
10 Receptions: 10 by Drake Stoops of Oklahoma/Nov. 11, 2023
2 Touchdown Receptions: 2 by Kobe Hudson of UCF/Oct. 28, 2023
3 Touchdown Receptions: 3 by Drake Stoops of Oklahoma/Nov. 11, 2023
4 Touchdown Receptions: 4 by Kenny Stills of Oklahoma/Nov. 17, 2012
100 Yards Receiving: 119 by Nic Anderson of Oklahoma/Nov. 11, 2023
150 Yards Receiving: 164 by Drake Stoops of Oklahoma/Nov. 11, 2023
200 Yards Receiving: 210 by Gavin Holmes of Baylor/Oct. 13, 2022
Double 100-Yard Receivers: 119 by Nic Anderson & 164 by Drake Stoops of Oklahoma/Nov. 11, 2023
50-Yard Touchdown Reception: 59 by J.P. Richardson of TCU/Sept. 30, 2023
75-Yard Touchdown Reception: 75 by Tyquan Thornton of Baylor/Oct. 9, 2021
50-Yard Reception (no touchdown): 67 by Marvin Mims Jr. of Oklahoma/Nov. 12, 2022
Rushing and Receiving Touchdown: 1 rushing & 1 receiving by Tre Watson of Texas/Nov. 3, 2018
Passing and Receiving Touchdown: 1 passing and 2 receiving by Xavier Worthy of Texas/Oct. 1, 2022
Passing and Rushing Touchdown: 5 passing and 3 rushing by Gabriel Dillon of Oklahoma/Nov. 11, 2023
Passing, Receiving and Rushing Touchdown: by Kenny Hill of TCU/Oct. 7, 2017
Kickoff Return For Touchdown: 100 yards by Matthew Golden of Houston/Oct. 12, 2023
Opening Kickoff Return for Touchdown: 100 yards by Derius Davis of TCU/Oct. 23, 2021
Recovered an Onside Kick: Jay Sedwick kicked the ball 16 yards, recovered by Chance Waz of Baylor/Oct. 21, 2017

BEN CUTLER



FATORMA MULBAH



THE LAST TIME ...

Punt Return For Touchdown: 70 yards by Jalen Reagor of TCU/Nov. 29, 2019
2 Players Return Punts For Touchdown: by DeJuan Tribble (41) and Will Blackmon (71) of Boston College/Nov. 13, 2004
Punt Blocked: blocked by Logan Carter of Oklahoma State/Nov. 17, 2018
Punt Blocked/Recovered in End Zone For Touchdown: blocked by Brayden Willis and recovered in end zone by Austin Stogner of Oklahoma/Oct. 19, 2019
Punt Blocked/Returned For Touchdown: blocked by Marcus Gildersleeve and returned 17 yards by Ricky Hall of Virginia Tech/Oct. 31, 1998
Interception Return For Touchdown: 37 yards by Cincere Mason of Kansas State/Nov. 19, 2022
50-Yard Field Goal: 53 by Ty Zentner of Kansas State/Nov. 19, 2022
Field Goal Blocked: by Bravvion Roy of Baylor/Oct. 31, 2019
Blocked Field Goal Returned For Touchdown: 82 yards by Andrew Johnson of Louisville /Nov. 5, 2011
Intercepted Fumble Returned For Touchdown: 75 yards by Tim Quense of Pitt /Oct. 1, 1983
Fumble Recovered/Returned For Touchdown: 56 yards by Zech McPhearson of Texas Tech /Sept. 26, 2020
Two-Point Conversion By Rush: by Davin Meggett of Maryland/Sept. 17, 2011
Two-Point Conversion By Pass: by Matthew Eaton from Brock Purdy of Iowa State /Oct. 13, 2018
Defensive Extra Point: Billy Bowman of Oklahoma recovered and returned a fumbled snap for a two-point conversion/Nov. 12, 2022
Extra Point Blocked: by Ochaun Mathis of TCU/Oct. 23, 2021
Extra Point Fumble Recovered and Returned for Defensive Extra Point Conversion: Billy Bowman of Oklahoma/Oct. 13, 2022
Punt Blocked For Safety: by Chris Nofoaiga of Idaho/Oct. 7, 2000
Team Gained 400 Yards Rushing: 468 by Baylor/Oct. 4, 2013
Team Gained 300 Yards Rushing: 304 by Oklahoma/Nov. 23, 2018
Team Gained 200 Yards Rushing: 221 by Oklahoma/Nov. 12, 2023
Team Failed To Gain 100 Yards Rushing: 67 by BYU/Nov. 4, 2023
Team Finished With Negative Rushing Yards: Minus-7 by TCU/Nov. 3, 2018
Team Gained 300 Yards Passing: 332 by Penn State/ Sept. 2, 2023
Team Gained 400 Yards Passing: 423 by Oklahoma/ Nov. 11, 2023
Team Failed To Gain 100 Yards Passing: 81 by Pitt/Sept. 16, 2023
Team Failed To Gain 50 Yards Passing: 29 by Georgia Southern/Sept. 5, 2015
Team Gained 500 Yards Total Offense: 594 by Texas Tech/Oct. 22, 2022
Team Gained 600 Yards Total Offense: 644 by Oklahoma/ Nov. 11, 2023
Team Gained 700 Yards Total Offense: 872 by Baylor/Oct. 5, 2013
Team Gained 800 Yards Total Offense: 872 by Baylor/Oct. 5, 2013
Team Failed To Gain 250 Yards Total Offense: 211 by Pitt/Sept. 16, 2023
Team Failed To Gain 200 Yards Total Offense: 180 by Towson/Sept. 17, 2022
Team Failed To Gain 100 Yards Total Offense: 95 by LIU/Sept. 11, 2021
Team Finished with 35 or more First Downs: 35 by Oklahoma State/Nov. 17, 2018
Team Finished with 30 or more First Downs: 33 by Texas Tech/Oct. 22, 2022
Team Failed To Get A First Down: no instance yet found
Team Failed To Get A Rushing First Down: by Western Michigan/Sept. 7, 1996
Team Failed To Get A Passing First Down: by Pitt/Oct. 10, 1981
Successful Fake Punt: by NC State/Sept. 14, 2019
Team Scored 70+ Points: 73 by Baylor/Oct. 5, 2013
Team Scored 60+ Points: 62 by Baylor/Oct. 17, 2015
Team Scored 50+ Points: 59 by Oklahoma/Nov. 11, 2023
Team Scored 40+ Points: 48 by Oklahoma State/Oct. 21, 2023
Team Scored 30+ Points: 48 by Oklahoma State/Oct. 21, 2023
Scored 0 Points in a Half: 0 in the 1st half by BYU/Nov. 4, 2023
Shutout Recorded: 37-0 by Maryland/Sept. 21, 2013
Safety Scored: When WVU's Yodny Cajuste was called for holding in the end zone at Iowa State/Oct. 13, 2018
Two Safeties Scored: When WVU's Geno Smith was tackled in the end zone by Syracuse's Cameron Lynch and Siriki Diabate, and when Smith was called for intentional grounding when he was being tackled by Brandon Sharpe/Dec. 29, 2012

AUBREY BURKS



HERSHEY MCLAURIN



2023 MOUNTAINEER 20-YARD PLAYS

Offense	
70/TD	Clement pass from Greene (Duquesne)
50/TD	Clement pass from Greene (Houston)
49	Carter pass from Greene (Houston)
49	Ray pass from Greene (Oklahoma)
46/TD	Clement pass from Greene (Duquesne)
45	Horton pass from Greene (Houston)
45/TD	Carter pass from Greene (Oklahoma State)
43/TD	Taylor pass from Greene (BYU)
39	Clement pass from Greene (Duquesne)
39	White rush (Duquesne)
38	Carter pass from Greene (BYU)
37	Carter pass from Greene (Penn State)
35/TD	Greene rush (TCU)
35/TD	Ray pass from Greene (Houston)
34	Fox pass from Greene (Oklahoma State)
32/TD	Horton pass from Greene (Oklahoma State)
32	White rush (UCF)
32	Donaldson rush (UCF)
32	White rush (BYU)
32	White rush (BYU)
32	Carter pass from Greene (Oklahoma)
31	Fox pass from Greene (Houston)
30	Carter pass from Greene (TCU)
30	Johnson rush (Oklahoma State)
30	Ray pass from Greene (BYU)
29	Taylor pass from Marchiol (Duquesne)
29	Horton pass from Greene (Oklahoma State)
28	Fox pass from Greene (UCF)
28	Carter pass from Greene (Oklahoma)
27	White rush (TCU)
26	Fox pass from Greene (Oklahoma State)
24	Greene rush (Oklahoma State)
23	Carter pass from Greene (Penn State)
23	Fox pass from Greene (TCU)
23	Greene rush (Oklahoma State)
23	Donaldson rush (BYU)
23	Horton pass from Marchiol (BYU)
22	Carter pass from Greene (Penn State)
22/TD	Fox pass from Greene (Duquesne)
22	Marchiol rush (BYU)
21	Taylor pass from Ray (Texas Tech)
21	Carter pass from Greene (Houston)
21	Carter pass from Greene (Houston)
21	Donaldson rush (UCF)
21	Greene rush (UCF)

Defense	
40	Bishop interception return (Pitt)
34	Wilcox interception return (Duquesne)
31	Bishop interception return (UCF)
26	Burks interception return (Pitt)
20	Bishop interception return (UCF)

Special Teams	
49/FG	Hayes field goal (TCU)
46/FG	Hayes field goal (Texas Tech)
46/FG	Hayes field goal (BYU)
42/FG	Hayes field goal (Pitt)
41/FG	Hayes field goal (UCF)
34/FG	Hayes field goal (Oklahoma State)
33	Fox kickoff return (Oklahoma)
29/FG	Hayes field goal (Oklahoma State)
28/FG	Hayes field goal (Texas Tech)
27/FG	Hayes field goal (Houston)
24	White kickoff return (Houston)
24/FG	Hayes field goal (UCF)
23/FG	Hayes field goal (BYU)
22/FG	Hayes field goal (BYU)
22	Fox kickoff return (Oklahoma)
21	White kickoff return (Houston)
20	Bishop kickoff return (Penn State)
20	Fox punt return (Texas Tech)

2023 MOUNTAINEER OPPONENTS' 20-YARD PLAYS

Offense	
72/TD	Lambert-Smith pass from Allar (Penn State)
63	Anderson pass from Gabriel (Oklahoma)
60/TD	Stoops pass from Gabriel (Oklahoma)
59/TD	Richardson pass from Morris (TCU)
58	Sneed rush (Houston)
53/TD	Gordon rush (Oklahoma State)
49/TD	Johnson pass from Smith (Houston)
46/TD	Gordon rush (Oklahoma State)
45	Afful pass from Perrantes (Duquesne)
38/TD	Powell pass from Perrantes (Duquesne)
36/TD	Wright pass from Morris (TCU)
35	Stogner pass from Gabriel (Oklahoma)
34	Powell pass from Perrantes (Duquesne)
34	Gordon rush (Oklahoma State)
34/TD	Hudson pass from Plumlee (UCF)
32	Gordon rush (Oklahoma State)
32/TD	Gibson pass from Gabriel (Oklahoma State)
31/TD	Morris rush (TCU)
30	Lambert-Smith pass from Allar (Penn State)
30	Sawchuk rush (Oklahoma)
29	Bray pass from Bowman (Oklahoma State)
29/TD	Presley pass from Bowman (Oklahoma State)
29	Harvey rush (UCF)
27	Bartholomew pass from Jurkovec (Pitt)
27	Brooks rush (Texas Tech)
27	Johnson pass from Smith (Houston)
27	Gordon rush (Oklahoma State)
26	Brown pass from Morton (Texas Tech)
26	Williams pass from Morris (TCU)
26	Farooq pass from Gabriel
25	McClain pass from Allar (Penn State)
25	Manjack 25 pass from Smith (Houston)
25	Whittemore pass from Plumlee (UCF)
25	Anderson pass from Gabriel (Oklahoma)
24	Brown pass from Perrantes (Duquesne)
24	Sawchuk rush (Oklahoma)
24	Sawchuk rush (Oklahoma)
23	Kingston pass from Retzlaff (BYU)
23	Stogner pass from Gabriel (Oklahoma)
23	Gabriel rush (Oklahoma)
23	Stoops pass from Gabriel (Oklahoma)
22	McClain pass from Allar (Penn State)
22	Cephas pass from Allar (Penn State)
22	Brown pass from Perrantes (Duquesne)
22	Farooq rush (Oklahoma)
21/TD	Johnson pass from Smith (Houston)
21	Harvey rush (UCF)
21	Stoops pass from Gabriel (Oklahoma)
20	Means pass from Jurkovec (Pitt)
20	White pass from Morton (Texas Tech)

Defense	
21	Dunlap interception return (Texas Tech)

Special Teams	
100/TD	Golden kickoff return (Houston)
59	McCray kickoff return (Texas Tech)
39/FG	Bruzdewicz field goal (Duquesne)
39/FG	Garcia field goal (Texas Tech)
37/FG	Hale field goal (Oklahoma State)
36/FG	Sauls field goal (Pitt)
34/FG	Garcia field goal (Texas Tech)
32	McCray kickoff return (Texas Tech)
31	Marion kickoff return (BYU)
29	Johnson kickoff return (Pitt)
29/FG	Hale field goal (Oklahoma State)
29	Nyberg kickoff return (BYU)
28	Sneed kickoff return (Houston)
28	Farooq kickoff return (Oklahoma)
25/FG	Felkins field goal (Penn State)
25	McCray kickoff return (Texas Tech)
25	Presley kickoff return (Oklahoma State)
25	Presley kickoff return (Oklahoma State)
23	Everhart kickoff return (TCU)
23	Golden kickoff return (Houston)
23/FG	Schmit field goal (Oklahoma)
21/FG	Sauls field goal (Pitt)
21	Johnson kickoff return (Pitt)
20	Everhart kickoff return (TCU)
20	Marion kickoff return (BYU)

2023 WEST VIRGINIA SCORING DRIVES

Opponent	Plays	Yds	Time	Result
Penn State	9	69	4:17	Donaldson 1 rush
Penn State	10	75	3:58	Greene 1 rush
Duquesne	8	46	3:22	Clement 14 pass from Greene
Duquesne	9	94	3:01	Anderson 8 rush
Duquesne	3	75	1:25	Clement 70 pass from Greene
Duquesne	3	57	1:14	Clement 46 pass from Greene
Duquesne	7	63	2:11	Fox 22 pass from Greene
Duquesne	7	67	3:00	White 19 rush
Duquesne	6	20	2:53	Marchiol 1 rush
Duquesne	12	67	5:33	Oliver 5 rush
Pitt	1	7	0:05	Taylor 7 pass from Marchiol
Pitt	13	61	7:48	Donaldson 1 rush
Pitt	4	6	2:06	Hayes 42 FG
Texas Tech	13	75	6:47	Donaldson 2 rush
Texas Tech	12	56	6:08	Hayes 28 FG
Texas Tech	6	26	2:58	Hayes 46 FG
Texas Tech	7	79	4:16	Taylor 9 pass from Marchiol
TCU	6	75	3:22	Greene 35 rush
TCU	10	43	5:05	Donaldson 1 rush
TCU	8	44	4:54	Greene 1 rush
TCU	5	16	2:49	Hayes 49 FG
Houston	16	82	7:51	Hayes 27 FG
Houston	8	69	3:45	Donaldson 5 rush
Houston	4	56	1:47	Ray 35 pass from Greene
Houston	11	78	5:53	Greene 1 rush
Houston	11	75	3:46	Ray pass from Greene
Houston	7	88	1:05	Clement 50 pass from Greene
Oklahoma State	14	75	8:02	Johnson 3 rush
Oklahoma State	8	43	4:34	Hayes 34 FG
Oklahoma State	5	75	2:29	Carter 45 pass from Greene
Oklahoma State	7	75	3:22	Horton 32 pass from Greene
Oklahoma State	8	64	3:37	Hayes 29 FG
Oklahoma State	6	75	1:38	Donaldson 3 rush
UCF	9	75	4:03	Greene 6 rush
UCF	10	71	4:59	Hayes 24 FG
UCF	10	64	4:19	White 4 rush
UCF	8	68	3:19	Greene 7 rush
UCF	4	27	1:58	Greene 1 rush
UCF	7	66	4:12	Donaldson 6 rush
UCF	7	9	3:18	Hayes 41 FG
BYU	11	75	5:01	Donaldson 2 rush
BYU	5	52	1:50	Donaldson 1 rush
BYU	6	37	3:03	Hayes 46 FG
BYU	10	93	5:35	Fox 12 pass from Greene
BYU	9	78	1:05	Hayes 22 FG
BYU	8	53	2:44	Hayes 23 FG
BYU	7	85	4:14	Taylor 43 pass from Greene
Oklahoma	8	75	4:00	Donaldson 13 rush
Oklahoma	6	75	0:53	Taylor pass from Greene
Oklahoma	12	61	4:14	Carter pass from Greene

2023 WEST VIRGINIA OPPONENTS' SCORING DRIVES

Opponent	Plays	Yds	Time	Result
Penn State	4	94	1:56	Lambert-Smith 72 pass from Allar
Penn State	10	81	4:49	Singleton 2 rush
Penn State	7	56	3:26	Lambert-Smith 12 pass from Allar
Penn State	9	65	2:57	Felkins 25 FG
Penn State	5	42	2:54	McClain 25 pass from Allar
Penn State	9	46	3:24	Pribula 5 rush
Duquesne	4	46	2:04	Powell 38 pass from Perrantes
Duquesne	9	38	3:24	Bruzdevicz 39 FG
Duquesne	7	75	3:38	Afful 16 pass from Perrantes
Pitt	11	67	6:41	Sauls 21 FG
Pitt	12	57	4:36	Sauls 36 FG
Texas Tech	6	14	1:54	Garcia 39 FG
Texas Tech	13	79	4:42	Bradley 6 pass from Morton
Texas Tech	14	59	2:40	Garcia 34 FG
TCU	4	70	0:51	Richardson 59 pass from Morris
TCU	8	81	2:44	Morris 31 rush
TCU	9	75	1:26	Wright 36 pass from Morris
Houston	0	100	0:00	Golden 100 kickoff return
Houston	8	56	1:26	Smith 2 rush
Houston	4	80	2:32	Manjack 15 pass from Smith
Houston	4	66	2:06	Brown 8 pass from Smith
Houston	6	59	3:24	Johnson 21 pass from Smith
Houston	2	57	0:07	Johnson 49 pass from Smith
Oklahoma State	9	51	2:43	Hales 37 FG
Oklahoma State	6	39	1:46	Gordon 2 rush
Oklahoma State	10	63	3:43	Hale 29 FG
Oklahoma State	6	52	2:24	Bray 5 pass from Bowman
Oklahoma State	3	27	0:55	Gordon 16 rush
Oklahoma State	5	74	2:31	Presley 29 pass from Bowman
Oklahoma State	1	46	0:10	Gordon 46 rush
Oklahoma State	2	61	0:56	Gordon 53 rush
UCF	9	75	3:51	Hudson 34 pass from Plumlee
UCF	10	75	4:12	Plumlee 8 rush
UCF	8	75	3:36	Baker 7 pass from Plumlee
UCF	11	80	3:21	Hudson 16 pass from Plumlee
BYU	8	62	2:57	Robbins 10 rush
Oklahoma	8	75	2:33	Gabriel 2 rush
Oklahoma	11	65	3:26	Gabriel 2 rush
Oklahoma	6	65	1:20	Schmit 23 FG
Oklahoma	9	46	2:57	Stogner 3 pass from Gabriel
Oklahoma	5	86	1:49	Gibson 32 pass from Gabriel
Oklahoma	4	75	1:12	Stoops 60 pass from Gabriel
Oklahoma	6	43	1:53	Stoops 9 pass from Gabriel
Oklahoma	7	81	3:20	Stoops 9 pass from Gabriel
Oklahoma	10	65	4:37	Gabriel 5 rush

TOP GAME PERFORMANCES ...

West Virginia

100-Yard Rushers

Date	Opponent	Player	Att.	Yards	Avg.	TD	Long
9/9	Duquesne	White	12	110	9.2	1	39
9/16	Pitt	Donaldson	18	102	5.7	1	17
10/21	Oklahoma St.	Greene	16	117	7.3	0	24
10/28	UCF	Donaldson	17	121	7.1	1	32
11/4	BYU	White	16	146	9.1	0	32
11/4	BYU	Donaldson	14	102	7.3	2	23

100-Yard Receivers

Date	Opponent	Player	Rec.	Yards	Avg.	TD	Long
9/9	Duquesne	Clement	5	177	35.4	3	70
9/12	Houston	Carter	5	116	23.2	0	49

300-Yard Passers

Date	Opponent	Player	Comp.	Att.	Yards	TD	Long
9/12	Houston	Greene	20	38	391	2	50

10+Tackles

Date	Opponent	Player	Solo	Assist	Total	TFL	Sacks
9/2	Penn State	Kpogba	7	6	13	2	0
9/30	TCU	Kpogba	8	3	11	1	1
11/11	Oklahoma	Wilson	8	3	11	0	0

Opponents

100-Yard Rushers

Date	Opponent	Player	Att.	Yards	Avg.	TD	Long
9/23	Texas Tech	Brooks	25	149	6.0	0	27
10/21	Oklahoma St.	Gordon	29	282	9.7	4	53
10/28	UCF	Harvey	14	100	7.1	0	29
11/11	Oklahoma	Sawchuk	22	135	6.1	0	30

100-Yard Receivers

Date	Opponent	Player	Rec.	Yards	Avg.	TD	Long
9/2	Penn State	Smith	4	123	30.7	2	72
11/11	Oklahoma	Stoops	10	164	16.4	3	60
11/11	Oklahoma	Anderson	4	119	29.7	0	63

300-Yard Passers


Date	Opponent	Player	Comp.	Att.	Yards	TD	Long
9/2	Penn State	Allar	21	29	325	3	72
11/11	Oklahoma	Gabriel	23	36	423	5	63

10+Tackles

Date	Opponent	Player	Solo	Assist	Total	TFL	Sacks
9/2	Penn State	Jacobs	7	3	10	1	1
9/9	Duquesne	Epps	5	5	10	0	0
9/16	Pitt	McMillon	9	9	18	0	0
9/23	Texas Tech	Pierre	5	7	12	0	0
9/23	Texas Tech	Roberts	4	7	11	1	0
9/30	TCU	Hodge	2	8	10	0	0
9/12	Houston	Haulcy	11	4	15	1	0
10/21	Oklahoma St.	Martin	10	7	17	2	0
10/21	Oklahoma St.	Daniels	8	3	11	1	0
10/21	Oklahoma St.	Oliver	4	6	10	1	1
10/23	UCF	Johnson	7	4	11	0	0
11/4	BYU	Tooley	9	3	12	1	0
11/4	BYU	Heckard	5	5	10	0	0

Special Teams Tackles

Player	Total	UA/A	KO	P	PSU	DUQ	PITT	TT	TCU	UH	OSU	UCF	BYU	OU	UC	BU
Hershey McLaurin	6	5/1	6	0	1/0	0/0	1/0	1/0	1/0	1/0	0/0	0/0	0/0	1/0	0/0	0/0
Taurus Simmons	4	2/2	4	0	0/0	0/0	0/0	0/0	0/0	0/0	1/0	0/0	2/0	1/0	0/0	0/0
Caden Biser	3	1/2	3	0	0/0	0/0	0/0	0/0	0/0	2/0	0/0	1/0	0/0	0/0	0/0	0/0
Ben Cutter	3	2/1	3	0	0/0	0/0	0/0	0/0	0/0	1/0	2/0	0/0	0/0	0/0	0/0	0/0
Aubrey Burks	2	2/0	0	2	0/0	0/0	0/1	0/0	0/1	0/0	0/0	0/0	0/0	0/0	0/0	0/0
DJ Oliver	2	1/0	2	0	0/0	0/0	0/0	0/0	0/0	0/0	0/0	0/0	1/1	0/0	0/0	0/0
Andrew Wilson-Lamp	2	1/1	1	1	0/1	0/0	0/0	1/0	0/0	0/0	0/0	0/0	0/0	0/0	0/0	0/0
Beanie Bishop	1	1/0	1	0	0/0	0/0	0/0	0/0	0/0	0/0	0/0	0/0	1/0	0/0	0/0	0/0
Lance Dixon	1	1/0	1	0	0/0	0/0	0/0	1/0	0/0	0/0	0/0	0/0	0/0	0/0	0/0	0/0
Jairo Faverus	1	1/0	0	1	0/0	0/0	0/1	0/0	0/0	0/0	0/0	0/0	0/0	0/0	0/0	0/0
Marcis Floyd	1	1/0	1	0	0/0	0/0	0/0	0/0	0/0	0/0	1/0	0/0	0/0	0/0	0/0	0/0
Davon Hawkins	1	0/1	1	0	0/0	0/0	0/0	0/0	0/0	0/0	0/0	0/0	0/0	1/0	0/0	0/0
Michael Hayes	1	1/0	1	0	0/0	0/0	0/0	1/0	0/0	0/0	0/0	0/0	0/0	0/0	0/0	0/0
Lee Kpogba	1	1/0	1	0	0/0	0/0	0/0	0/0	0/0	0/0	0/0	0/0	0/0	0/0	0/0	0/0
Trey Lathan	1	1/0	1	0	0/0	0/0	1/0	0/0	0/0	0/0	0/0	0/0	0/0	0/0	0/0	0/0
Malachi Ruffin	1	1/0	0	1	0/0	0/0	0/1	0/0	0/0	0/0	0/0	0/0	0/0	0/0	0/0	0/0
Anthony Wilson	1	1/0	1	0	0/0	0/0	1/0	0/0	0/0	0/0	0/0	0/0	0/0	0/0	0/0	0/0
Avery Wilcox	1	0/1	1	0	0/0	0/0	0/0	0/0	0/0	1/0	0/0	0/0	0/0	0/0	0/0	0/0



RB, 5-11, 214, r-So.
Perry
Perry, Ohio

0 JAYLEN ANDERSON

- Has played in 12 career games, including one start
- Caught one pass for 10 yards at Houston; also tallied 4 yards on the ground
- Collected 18 yards on the ground against Texas Tech; also caught one pass for 7 yards
- Rushed for 62 yards on 19 attempts, including a long of 13, in the Pitt game
- Ran for 38 yards and found the end zone for the first time this season on an 8-yard scamper against Duquesne
- Rushed for 7 yards on five attempts against Penn State
- Also caught two passes for 15 yards at PSU

2023 Game-By-Game

Opponent	Att.	Yds	Avg.	TDs	Long	Rec	Yds	TDs
Penn St.	5	7	1.4	0	7	2	15	0
Duquesne	4	38	9.5	1	15	0	0	0
Pitt	19	62	3.3	0	13	0	0	0
Texas Tech	8	18	2.3	0	5	1	7	0
TCU				DNP				
Houston	5	4	0.8	0	8	1	10	0
Oklahoma St.				DNP				
UCF	0	0	0	0	0	0	10	0
BYU				DNP				
Oklahoma				DNP				
Cincinnati								
Baylor								
Total	41	129	3.1	1	15	4	42	0

Anderson's Rushing Statistics

Year	Games	Att.	Yards	Avg.	TD	Long
2023	6	41	129	3.1	1	15
2022	6	35	275	7.9	2	57
Totals	12	76	404	5.3	3	57

Anderson's Receiving Statistics

Year	Games	No.	Yards	Avg.	TD	Long
2023	6	4	42	10.5	0	10
2022	6	1	15	15.0	0	15
Totals	12	5	57	11.4	0	15



WR, 6-3, 215, r-Sr.
NC State
Clayton, N.C.

5 DEVIN CARTER

- Enrolled at WVU in January 2023
- Has played in and started nine career games at WVU
- Grabbed his second TD of the season at Oklahoma
- Finished with 56 yards receiving, including a long of 38, against BYU
- Hauled in three catches for 47 yards at UCF
- Caught his first touchdown of the season on a 45-yard grab against Oklahoma State; finished with 54 yards receiving
- Career day at Houston included five catches for 116 yards and a long of 49
- Grabbed the Mountaineer offense's longest catch at TCU, a 30-yarder in the first quarter
- Lone reception against Texas Tech was a 6-yard catch
- Caught one pass in the Pitt game for 15 yards
- Made his first career appearance for the Mountaineers in the season opener at Penn State; hauled in six passes for 90 yards
- Also caught WVU's longest play from scrimmage at PSU, a 37-yard reception in the first quarter

2023 Game-By-Game

Opponent	No.	Yards	Avg.	TDs	Long
Penn St.	6	90	15	0	37
Duquesne				DNP	
Pitt	1	15	15	0	15
Texas Tech	1	6	6.0	0	6
TCU	1	30	30.0	0	30
Houston	5	116	23.2	0	49
Oklahoma St.	3	54	18.0	1	45
UCF	3	47	15.7	0	19
BYU	3	56	18.7	0	38
Oklahoma	3	67	22.3	1	32
Cincinnati					
Baylor					
Totals	26	481	18.5	2	49

Carter's Receiving Statistics

Year	Games	No.	Yards	Avg.	TD	Long
2023	9	26	481	18.5	2	49



WR, 6-1, 197, r-Fr.
Martinsburg
Martinsburg, W.Va.

84 HUDSON CLEMENT

- Has played in seven career games, including six starts
- Returned from injury at Oklahoma and caught one pass for 13 yards
- Grabbed a pair of catches at Houston, including a 50-yard touchdown grab in the fourth quarter
- Tallied three catches for 43 yards at TCU with a long of 19
- Lone reception against Texas Tech was a 9-yard grab
- Caught one pass in the Pitt game for 10 yards
- WVU Offensive Champion (Duquesne)
- Career game against Duquesne included five catches for 177 yards, three touchdowns and a long of 70
- Grabbed the first touchdown of his career on the first catch of his career against the Dukes
- Joined Tavon Austin and Stedman Bailey as the only Mountaineers in program history to reach 175 receiving yards and catch three TDs in one game

2023 Game-By-Game

Opponent	No.	Yards	Avg.	TDs	Long
Penn St.	0	0	0	0	0
Duquesne	5	177	35.4	3	70
Pitt	1	10	10	0	10
Texas Tech	1	9	9.0	0	9
TCU	3	43	14.3	0	19
Houston	2	59	29.5	1	50
Oklahoma St.	0	0	0	0	0
UCF				DNP	
BYU				DNP	
Oklahoma	1	13	13.0	0	13
Cincinnati					
Baylor					
Totals	13	311	23.9	4	70

Clement's Receiving Statistics

Year	Games	No.	Yards	Avg.	TD	Long
2023	8	13	311	23.9	4	70



RB, 6-1, 238, So.
Gulliver Prep
Miami, Fla.

4 CJ DONALDSON JR.

- Has played in 17 career games, including 10 starts
- Has seven 100-yard rushing games in his career
- Has scored a touchdown in nine of 10 games this year
- Owens four multi-touchdown performances in his career
- Ranks No. 4 in the Big 12 and No. 23 nationally in rushing touchdowns (10)
- Also ranks No. 9 in the league in rushing yards (755)
- Scored a rushing TD and finished with 79 rush yards at OU
- Recorded his first multi-TD game of the year against BYU, finishing with two rushing TDs and 102 rushing yards
- Added a rushing TD for the sixth straight game at UCF, totaling a season-high 121 yards and a season long of 32
- Scored in the fifth straight game against Oklahoma State; finished with 39 yards rushing
- Posted a rushing touchdown for the fourth straight game at Houston; finishing with 66 yards on the ground
- Added his fourth rushing touchdown of the season at TCU; recorded 61 rushing yards in the contest
- Scored his third rushing touchdown of the year against Texas Tech, finishing with 48 yards on the ground
- WVU Offensive Champion (Duquesne)
- Posted his first 100-yard performance of the season in the Pitt game, rushing for 102 yards and a touchdown
- Ran for 56 yards on 13 attempts, including a long of 14, against Duquesne
- Led WVU in rushing yards in the season opener at Penn State, rushing for 81 yards and a touchdown
- Posted three multi-touchdown performances in 2022
- 2023 Doak Walker Award Watch List

2023 Game-By-Game


Opponent	Att.	Yds	Avg.	TDs	Long	Rec	Yds	TDs
Penn St.	18	81	4.5	1	17	1	3	0
Duquesne	13	56	4.3	0	14	0	0	0
Pitt	18	102	5.6	1	17	0	0	0
Texas Tech	15	48	3.2	1	15	2	11	0
TCU	22	61	2.8	1	9	0	0	0
Houston	17	66	3.9	1	17	2	25	0
Oklahoma St.	13	39	3.0	1	7	2	11	0
UCF	17	121	7.1	1	32	1	9	0
BYU	14	102	7.3	2	23	0	0	0
Oklahoma	14	79	5.6	1	14	1	0	0
Cincinnati								
Baylor								
Total	161	755	4.7	10	32	9	59	0

Donaldson Jr.'s Rushing Statistics

Year	Games	Att.	Yards	Avg.	TD	Long
2023	10	161	755	4.7	10	32
2022	7	87	526	6.0	8	82
Totals	17	248	1,281	5.2	18	82

Donaldson Jr.'s Receiving Statistics

Year	Games	No.	Yards	Avg.	TD	Long
2023	10	9	59	7.4	0	18
2022	7	9	27	3.0	0	9
Totals	17	18	86	5.1	0	18



WR, 5-10, 187, r-So.
Morgantown
Morgantown, W.Va.

29 PRESTON FOX

- Has played in 25 career games, including four starts
- Caught two passes for 15 yards at Oklahoma
- Added 33 yards receiving and a touchdown against BYU
- Tallied three catches for 33 yards and a long of 28 at UCF
- Grabbed a career-long 34-yard pass against Oklahoma State; finished with a season-best 81 yards
- Had a then-career-long, 31-yard catch at Houston
- Caught two passes for 30 yards, including a season-long 23-yarder, at TCU
- Lone reception against Texas Tech was a 15-yard catch
- Grabbed one pass for 14 yards in the Pitt game
- Caught two passes for 34 yards, including a long of 22 and a touchdown, against Duquesne
- Hauled in one pass for 7 yards in the season opener at Penn State

2023 Game-By-Game

Opponent	No.	Yards	Avg.	TDs	Long
Penn St.	1	7	7.0	0	7
Duquesne	2	34	17.0	1	22
Pitt	1	14	14.0	0	14
Texas Tech	1	15	15.0	0	15
TCU	2	30	15.0	0	23
Houston	1	31	31.0	0	31
Oklahoma St.	4	81	20.3	0	34
UCF	3	33	11.0	0	28
BYU	3	33	11.0	1	12
Oklahoma	2	15	7.5	0	9
Cincinnati					
Baylor					
Totals	20	293	14.7	2	34

Fox's Receiving Statistics

Year	Games	No.	Yards	Avg.	TD	Long
2023	10	20	293	14.7	2	34
2022	11	4	41	10.3	1	26
2021	4	1	8	8.0	0	8
Totals	25	25	342	13.7	3	34



WR, 5-10, 172, Fr.
Laurel Highlands
Uniontown, Pa.

2 RODNEY GALLAGHER III

- Has played in 10 career games, including two starts
- Earned his first career start against BYU, finishing with 21 yards on the ground and one reception for 14 yards
- Totaled two catches for 20 yards at UCF; also added 15 yards on the ground
- Added 11 yards on the ground on two carries at Houston
- Rushed two times for 17 yards, including a long of 15, at TCU
- Lone rush against Texas Tech was a 9-yarder
- Tallied one rush for 7 yards and 12-yard catch against Duquesne
- Made his career debut for the Mountaineers in the season opener at Penn State

2023 Game-By-Game

Opponent	Att.	Yds	Avg.	TDs	Long	Rec	Yds	TDs
Penn St.	0	0	0.0	0	0	0	0	0
Duquesne	1	7	7.0	0	7	1	12	0
Pitt	1	1	1.0	0	1	0	0	0
Texas Tech	1	9	9.0	0	9	1	-3	0
TCU	2	17	8.5	0	15	0	0	0
Houston	2	11	5.5	0	7	0	0	0
Oklahoma St.	0	0	0.0	0	0	0	0	0
UCF	3	15	5.0	0	11	2	20	0
BYU	3	21	7.0	0	11	1	14	0
Oklahoma	1	4	4.0	0	4	0	0	0
Cincinnati								
Baylor								
Total	14	85	6.1	0	15	5	43	0

Gallagher III's Rushing Statistics

Year	Games	Att.	Yards	Avg.	TD	Long
2023	10	14	85	6.1	0	15

Gallagher III's Receiving Statistics

Year	Games	No.	Yards	Avg.	TD	Long
2023	10	5	43	8.6	0	14



QB, 5-11, 198, Jr.
Chiles
Tallahassee, Fla.

6 GARRETT GREENE

- Has played in 31 career games, including 11 starts
- Has two career 100-yard rushing games and four career 200-yard passing games
- Has accounted for 28 total touchdowns in the last 14 games, dating back to 2022 (17 pass, 11 rush)
- Leads the Big 12 Conference and ranks No. 4 nationally in passing yards per completion (15.88)
- Totaled two TDs and 154 passing yards at Oklahoma
- Threw for 205 yards and 2 TDs against BYU
- Tallied a career-high three rushing TDs at UCF and finished 14-of-23 for 156 yards through the air
- Finished the Oklahoma State game with 249 passing yards and two TDs; also led the way with 117 yards rushing
- Totaled four TDs (2 pass, 2 rush) at Houston, finishing with a career-high 391 yards passing and 47 yards rushing
- WVU Offensive Champion (TCU)
- Finished with 80 rushing yards, two rushing TDs and 10-of-21 passing for 142 yards through the air at TCU
- Threw two passes in the Pitt game before missing the remainder of the game due to an ankle injury
- Career day against Duquesne included going 10-of-18 for a career-high 240 yards and four touchdowns
- Went 16-of-27 for 162 yards in the season opener at Penn State; also added 71 rushing yards and a rushing TD

2023 Game-By-Game

Opponent	Comp.	Att.	Int.	Pct.	Yards	TDs	Long
Penn St.	16	27	0	59.3	162	0	37
Duquesne	10	18	0	55.6	240	4	70
Pitt	0	2	0	0.0	0	0	0
Texas Tech	DNP						
TCU	10	21	0	47.6	142	0	30
Houston	20	38	1	52.6	391	2	50
Oklahoma St.	15	30	1	50.0	249	2	45
UCF	14	23	0	60.9	156	0	28
BYU	12	24	0	50.0	205	2	43
Oklahoma	10	27	1	37.0	154	2	49
Cincinnati							
Baylor							
Totals	107	210	3	50.9	1,699	12	70

Greene's Passing Statistics

Year	Games	C/A	Pct.	Yards	TD	Int.	Long
2023	9	107/210	.509	1,699	12	2	70
2022	9	43/78	.551	493	5	3	71
2021	11	16/26	.615	147	0	0	28
2020	2	3/4	.750	24	0	0	11
Totals	31	169/318	.531	2,363	17	5	71

Greene's Rushing Statistics

Year	Games	Att.	Yards	Avg.	TD	Long
2023	9	86	451	5.2	8	35
2022	9	45	276	6.1	5	39
2021	11	47	306	6.5	4	67
2020	2	6	40	6.7	0	13
Totals	30	174	1,049	6.0	17	67



WR, 6-0, 183, Jr.
Marshall
Louisville, Ky.

13 EJ HORTON

- Has played in eight career games, including two starts
- Finished with 39 yards receiving, including a long of 23, against BYU
- Made his first career start at UCF and totaled two catches for 19 yards with a long of 13
- Career day against Oklahoma State included a career-high 79 yards and his first touchdown as a Mountaineer
- Caught one pass for a career-long 45 yards at Houston
- Lone reception at TCU was a 19-yard grab
- Made his WVU debut in the Pitt game

2023 Game-By-Game

Opponent	No.	Yards	Avg.	TDs	Long
Penn St.	DNP				
Duquesne	DNP				
Pitt	0	0	0	0	0
Texas Tech	0	0	0	0	0
TCU	1	19	19.0	0	19
Houston	1	45	45.0	0	45
Oklahoma St.	3	79	26.3	1	32
UCF	2	19	9.5	0	13
BYU	3	39	13.0	0	23
Oklahoma	0	0	0	0	0
Cincinnati					
Baylor					
Totals	10	201	20.1	1	45

Horton's Rushing Statistics

Year	Games	Att.	Yards	Avg.	TD	Long
2023	8	2	8	4.0	0	4

Horton's Receiving Statistics

Year	Games	No.	Yards	Avg.	TD	Long
2023	8	10	201	20.1	1	45



RB, 5-11, 202, Jr.
Edwardsville
St. Louis, Mo.

26 JUSTIN JOHNSON JR.

- Has played in 27 career games, including two starts
- Had 13 yards rushing at Oklahoma
- Totaled 15 yards on the ground at UCF
- Big game against Oklahoma State included a season-best 72 yards and his first touchdown of the season
- Also recorded a long run of 30 against the Cowboys, a new career high
- Rushed one time for 5 yards against Texas Tech

2023 Game-By-Game

Opponent	Att.	Yds	Avg.	TDs	Long	Rec	Yds	TDs
Penn St.	0	0	0	0	0	0	0	0
Duquesne	DNP							
Pitt	DNP							
Texas Tech	1	5	5.0	0	5	0	0	0
TCU	1	-2	-2.0	0	0	0	0	0
Houston	DNP							
Oklahoma St.	14	72	5.1	1	30	0	0	0
UCF	7	15	2.1	0	6	0	0	0
BYU	6	5	0.8	0	4	2	4	0
Oklahoma	3	13	4.3	0	6	0	0	0
Cincinnati								
Baylor								
Total	32	108	3.4	1	30	2	4	0

Johnson Jr.'s Rushing Statistics

Year	Games	Att.	Yards	Avg.	TD	Long
2023	7	32	108	3.4	1	30
2022	12	98	430	4.4	3	24
2021	8	24	90	3.6	0	15
Totals	27	154	628	4.1	4	30

Johnson Jr.'s Receiving Statistics

Year	Games	No.	Yards	Avg.	TD	Long
2023	7	2	4	2.0	0	3
2022	12	8	46	5.8	0	10
2021	8	2	9	4.5	0	7
Totals	27	12	59	4.9	0	10



QB, 6-1, 226, r-Fr.
Hamilton
Chandler, Ariz.

8 NICCO MARCHIOL

- Has played in eight career games, including one start
- Completed 4-for-4 for 26 yards, including a long of 23, against BYU; also added 36 yards on the ground
- Made his first career start against Texas Tech and threw one touchdown, finishing 12-of-21 for a career-best 78 yards
- Also led the Mountaineer rushing attack against the Red Raiders with a career-high 72 yards on the ground
- Threw his first touchdown pass of the season in the Pitt game, finishing 6-of-9 for 60 yards and a long of 15
- Finished 7-for-14 with 75 yards and a rushing touchdown against Duquesne
- Also recorded his first career rushing touchdown against the Dukes

2023 Game-By-Game

Opponent	Comp.	Att.	Int.	Pct.	Yards	TDs	Long
Penn St.	0	0	0	0	0	0	0
Duquesne	7	14	0	50.0	75	0	29
Pitt	6	9	0	66.7	60	1	15
Texas Tech	12	21	2	57.1	78	1	15
TCU				DNP			
Houston				DNP			
Oklahoma St.				DNP			
UCF	1	1	0	100.0	8	0	8
BYU	4	4	0	100.0	26	0	23
Oklahoma	0	4	1	0	0	0	0
Cincinnati							
Baylor							
Totals	30	53	3	56.6	247	2	29

Marchiol's Passing Statistics

Year	Games	C/A	Pct.	Yards	TD	Int.	Long
2023	7	30/53	.566	247	2	3	29
2022	3	4/13	.308	61	1	0	26
Totals	10	34/66	.515	308	3	3	29

Marchiol's Rushing Statistics

Year	Games	Att.	Yards	Avg.	TD	Long
2023	7	34	124	3.6	1	22
2022	3	6	32	5.3	0	9
Totals	10	40	156	3.9	1	22



TE, 6-7, 246, Jr.
LSU
Grand Junction, Colo.

87 KOLE TAYLOR

- Enrolled at WVU in January 2023
- Has played in 10 games at WVU, including nine starts
- Caught one pass at OU and it was a 3-yard TD reception
- Lone reception against BYU was a 43-yard TD catch
- Added 26 yards on four catches at UCF
- Finished the Oklahoma State game with two catches for 8 yards
- Tallied 62 yards on five catches, including a long of 17, at Houston
- Caught two passes for a total of 20 yards at TCU
- Grabbed his second touchdown catch in as many games against Texas Tech, finishing with a team-high 39 yards
- Hauled in his first Mountaineer touchdown in the Pitt game; finished with three catches for 21 yards
- Caught three passes for 55 yards and a long of 29 against Duquesne
- Made his Mountaineer debut in the season opener at Penn State and grabbed two passes for 31 yards

2023 Game-By-Game

Opponent	No.	Yards	Avg.	TDs	Long
Penn St.	2	31	15.5	0	17
Duquesne	3	55	18.3	0	29
Pitt	3	21	7.0	1	13
Texas Tech	3	39	13.0	1	21
TCU	2	20	10.0	0	17
Houston	5	62	12.4	0	17
Oklahoma St.	2	8	4.0	0	4
UCF	4	26	6.5	0	14
BYU	1	43	43.0	1	43
Oklahoma	1	3	3.0	1	3
Cincinnati					
Baylor					
Totals	26	308	11.8	4	43

Taylor's Receiving Statistics

Year	Games	No.	Yards	Avg.	TD	Long
2023	10	26	308	11.8	4	43



RB, 5-7, 190, Fr.
William Penn Senior
York, Pa.

22 JAHIEM WHITE

- Enrolled at WVU in January 2023
- Has played nine career games
- Recorded 39 yards on the ground at Oklahoma
- Tallied a career-high 146 yards rushing and a long of 32 against BYU
- Scored his second touchdown of the season and added 85 yards rushing at UCF
- Added 27 yards on the ground at Houston
- Rushed five times for a total of 46 yards, including a long of 27, at TCU
- Lone rushing attempt against Texas Tech was a 6-yard carry
- Made his Mountaineer debut against Duquesne and led the offense with 110 rushing yards and one touchdown
- First career TD came on a 19-yard rush

2023 Game-By-Game

Opponent	Att.	Yds	Avg.	TDs	Long	Rec	Yds	TDs
Penn St.					DNP			
Duquesne	12	110	9.2	1	39	1	6	0
Pitt	0	0	0	0	0	0	0	0
Texas Tech	1	6	6.0	0	6	0	0	0
TCU	5	46	9.2	0	27	0	0	0
Houston	7	23	3.3	0	7	0	0	0
Oklahoma St.	0	0	0	0	0	0	0	0
UCF	9	85	9.4	1	32	0	0	0
BYU	16	146	9.1	0	32	0	0	0
Oklahoma	9	39	4.3	0	15	0	0	0
Cincinnati								
Baylor								
Total	59	455	7.7	2	39	1	6	0

White's Rushing Statistics

Year	Games	Att.	Yards	Avg.	TD	Long
2023	9	59	455	7.7	2	39

White's Receiving Statistics

Year	Games	No.	Yards	Avg.	TD	Long
2023	9	1	6	6.0	0	6



BAN, 6-2, 236, r-Jr.
Collins Hill (Ga.)
Miami, Fla.

10 JARED
BARTLETT

- Has played in 47 career games, including 24 starts
- Has two multi-sack games in his career
- 2023 East-West Shrine Bowl 1000
- 2023 Iron Mountaineer Award winner
- Recovered a fumble and added three tackles at Oklahoma
- Added four solo stops at UCF
- Tallied four solo tackles against Oklahoma State
- Finished with a team-high seven tackles and a sack at Houston
- Totaled four tackles and a sack at TCU
- Added one tackle and a pass breakup against Texas Tech
- Posted six tackles - including two solos - in the Pitt game
- Led the defense with four tackles, 1.0 sack and 1.5 TFLs against Duquesne
- Tallied five tackles, including four solo, in the season opener at Penn State

2023 Game-By-Game

Opponent	UT/AT/TT	TFL	Sacks	FF	FR	Int	PBU
Penn St.	4/1/5	0	0	0	0	0	0
Duquesne	1/3/4	1.5/8	1.0/7	0	0	0	0
Pitt	2/4/6	0	0	0	0	0	0
Texas Tech	0/1/1	0	0	0	0	0	1
TCU	2/2/4	1.0/5	1.0/5	0	0	0	0
Houston	5/2/7	1.0/5	1.0/5	0	0	0	0
Oklahoma St.	4/0/4	0	0	0	0	0	0
UCF	4/0/4	0	0	0	0	0	0
BYU	0/0/0	0	0	0	0	0	0
Oklahoma	1/2/3	0	0	0	1	0	0
Cincinnati							
Baylor							
Totals	22/15/37	3.5/18	3.0/17	0	1	0	1

Bartlett's Defensive Statistics

Year	GP	T/A/TT	TFL	Sacks	INT	PB	FF	FR
2023	10	22/15/37	3.5/18	3.0/17	0	1	0	1
2022	10	15/11/26	3.5/28	2.5/25	0	0	0	0
2021	13	15/16/31	6.0/32	3.5/25	0	0	1	1
2020	10	11/8/19	5.5/29	3.5/22	0	1	1	0
2019	4	5/4/9	0	0	0	0	0	0
Totals	47	69/54/123	18.5/107	12.5/89	0	2	2	2



CB, 5-10, 181, r-Sr.
Minnesota
Louisville, Ky.

11 BEANIE
BISHOP JR.

- Has played in and started 10 career games at WVU
- Leads the nation in passes defended per game (2.3), totaling 19 pass breakups and four interceptions this season
- Also ranks No. 2 in the Big 12 and No. 9 nationally in interceptions
- Posted eight tackles and two pass breakups at Oklahoma
- Finished with five tackles and a season-high five pass breakups against BYU
- Big 12 Conference Defensive and Co-Newcomer of the Week (UCF)
- Intercepted two passes and totaled four tackles at UCF
- Led the defense with a career-best four pass breakups against Oklahoma State; also added six tackles
- Added seven solo stops and two pass breakups at TCU
- Posted five solo tackles and three pass breakups against Texas Tech
- WVU Defensive Champion (Pitt)
- Tallied his second interception in as many games against Pitt; finished with seven tackles, including five solos
- Intercepted a pass against Duquesne to mark his first career pick at WVU; finished with two tackles on the night
- Made his first career appearance for the Mountaineers at Penn State and finished with seven total tackles, 0.5 tackles for loss and one pass breakup in his debut

2023 Game-By-Game

Opponent	UT/AT/TT	TFL	Sacks	FF	FR	Int	PBU
Penn St.	5/2/7	0.5/1	0	0	0	0	1
Duquesne	2/0/2	0	0	0	0	1/5	1
Pitt	5/2/7	0	0	0	0	1/40	0
Texas Tech	5/0/5	0	0	0	0	0	3
TCU	7/2/9	0	0	0	0	0	2
Houston	0/1/1	0	0	0	0	0	0
Oklahoma St.	4/2/6	0	0	0	0	0	4
UCF	4/0/4	0	0	0	0	2/51	1
BYU	4/1/5	0	0	0	0	0	5
Oklahoma	7/1/8	0	0	0	0	0	2
Cincinnati							
Baylor							
Totals	43/11/54	0.5/1	0	0	0	4/86	19

Bishop Jr.'s Defensive Statistics

Year	GP	T/A/TT	TFL	Sacks	INT	PB	FF	FR
2023	10	43/11/54	0.5/1	0	4/86	19	0	0



BAN, 6-2, 251, Jr.
Abilene Christian
Lubbock, Texas

8 TYRIN
BRADLEY

- Has played in 10 career games at WVU
- Finished with two stops against BYU
- Posted a season-high 1.5 tackles for loss against Oklahoma State; finished with five stops
- Added three tackles and assisted a sack at Houston
- Totaled three tackles and a sack at TCU
- Added one solo tackle against Texas Tech
- Posted two tackles in the Pitt game, including his first sack of the season
- Made his Mountaineer debut in the season opener at Penn State and tallied one solo tackle

2023 Game-By-Game

Opponent	UT/AT/TT	TFL	Sacks	FF	FR	Int	PBU
Penn St.	1/0/1	0	0	0	0	0	0
Duquesne	0/0/0	0	0	0	0	0	0
Pitt	1/1/2	1.0/9	1.0/9	0	0	0	0
Texas Tech	1/0/1	0	0	0	0	0	0
TCU	2/1/3	1.0/7	1.0/7	0	0	0	0
Houston	1/2/3	0.5/4	0.5/4	0	0	0	0
Oklahoma St.	4/1/5	1.5/6	0	0	0	0	0
UCF	0/1/1	0	0	0	0	0	0
BYU	1/1/2	0	0	0	0	0	0
Oklahoma	0/1/1	0	0	0	0	0	0
Cincinnati							
Baylor							
Totals	11/8/19	4.0/26	2.5/20	0	0	0	0

Bradley's Defensive Statistics

Year	GP	T/A/TT	TFL	Sacks	INT	PB	FF	FR
2023	10	11/8/19	4.0/26	2.5/20	0	0	0	0



S, 5-11, 204, Jr.
Auburndale
Oakridge, Fla.

2 AUBREY BURKS


- 2023 Bednarik Award Watch List
- Has played in 26 career games, including 20 starts
- Finished with six tackles at Oklahoma
- Forced and recovered a fumble against BYU, tallying his first career fumble recovery
- Posted three solo stops at UCF
- Returned from injury and finished with five tackles and one pass breakup against Oklahoma State
- Missed the Houston game after sustaining an injury at TCU
- Totaled four tackles before sustaining an injury at TCU
- Posted a season-best seven total tackles, including six solo stops, against Texas Tech; also added a career-best two pass breakups
- Added two tackles and his first interception of the season in the Pitt game
- Recorded three solo tackles and a TFL against Duquesne
- Preseason All-Big 12 Conference Second Team (Athlon Sports, Lindy's)
- 2023 Preseason All-Big 12 Conference Fourth Team (Phil Steele)

2023 Game-By-Game

Opponent	UT/AT/TT	TFL	Sacks	FF	FR	Int	PBU
Penn St.	0/0/0	0	0	0	0	0	0
Duquesne	3/0/3	1.5/6	0.5/4	0	0	0	0
Pitt	1/1/2	0.5/1	0	0	0	1/26	0
Texas Tech	6/1/7	1.0/3	0	0	0	0	2
TCU	4/0/4	0	0	0	0	0	0
Houston			DNP				
Oklahoma St.	4/1/5	0	0	0	0	0	1
UCF	3/0/3	0	0	0	0	0	0
BYU	3/0/3	0	0	1	1	0	1
Oklahoma	5/1/6	0	0	0	0	0	0
Cincinnati							
Baylor							
Totals	29/5/34	3.0/10	0.5/4	1	1	1/26	4

Burks' Defensive Statistics

Year	GP	T/A/TT	TFL	Sacks	INT	PB	FF	FR
2023	9	29/5/34	3.0/10	0.5/4	1/26	4	1	1
2022	11	43/17/60	4.5/20	1.0/9	1/6	3	1	0
2021	6	2/0/2	0	0	0	0	0	0
Totals	26	77/25/102	7.5/30	1.5/13	2/32	6	2	1



LB, 6-0, 224, Fr.
East Lincoln
Denver, N.C.

15 BEN CUTTER


- Has played in 10 career games, including five starts
- Recorded his first career sack against BYU, finishing with six tackles and 2.0 TFLs
- Added five solo tackles, a TFL and his first career pass breakup at UCF
- Tallied a career-high seven tackles and a TFL against Oklahoma State
- Made his first career start at Houston and posted five tackles, including three solos
- Big night at TCU included six total tackles
- Recorded a pair of tackles against Texas Tech
- Assisted four tackles and added his first career TFL against Duquesne
- Made his career debut in the season opener at Penn State

2023 Game-By-Game

Opponent	UT/AT/TT	TFL	Sacks	FF	FR	Int	PBU
Penn St.	0/0/0	0	0	0	0	0	0
Duquesne	0/4/4	1.0/2	0	0	0	0	0
Pitt	0/0/0	0	0	0	0	0	0
Texas Tech	1/1/2	0	0	0	0	0	0
TCU	2/4/6	0	0	0	0	0	0
Houston	3/2/5	0	0	0	0	0	0
Oklahoma St.	5/2/7	1.0/1	0	0	0	0	0
UCF	5/0/5	1.0/1	0	0	0	0	1
BYU	3/3/6	2.0/13	1.0/2	0	0	0	0
Oklahoma	0/1/1	0	0	0	0	0	0
Cincinnati							
Baylor							
Totals	19/17/36	5.0/17	1.0/2	0	0	0	1

Cutter's Defensive Statistics

Year	GP	T/A/TT	TFL	Sacks	INT	PB	FF	FR
2023	10	19/17/36	5.0/17	1.0/2	0	1	0	0



DL, 6-4, 278, r-Fr.
Kentucky
Philadelphia, Pa.

3 TOMIWA DUROJAIYE


- Has played in 10 career games at WVU
- Finished with three tackles and assisted a TFL at OU
- Assisted a TFL against BYU
- Posted one solo tackle at UCF
- Totaled five tackles, 1.5 TFLs and assisted on a sack at TCU
- Added three stops in the Pitt game
- Tallied a sack for the second straight game and added three total tackles against Duquesne
- Recorded a sack in the season opener at Penn State in his Mountaineer debut

2023 Game-By-Game

Opponent	UT/AT/TT	TFL	Sacks	FF	FR	Int	PBU
Penn St.	1/0/1	1.0/6	1.0/6	0	0	0	0
Duquesne	2/1/3	1.5/6	1.5/6	0	0	0	0
Pitt	1/2/3	0	0	0	0	0	0
Texas Tech	0/0/0	0	0	0	0	0	0
TCU	2/3/5	1.5/6	0.5/1	0	0	0	0
Houston	0/0/0	0	0	0	0	0	0
Oklahoma St.	0/1/1	0	0	0	0	0	0
UCF	1/0/1	0	0	0	0	0	0
BYU	0/1/1	0.5/0	0	0	0	0	0
Oklahoma	1/2/3	0.5/1	0	0	0	0	0
Cincinnati							
Baylor							
Totals	8/10/18	5.0/19	3.0/13	0	0	0	0

Durojaiye's Defensive Statistics

Year	GP	T/A/TT	TFL	Sacks	INT	PB	FF	FR
2023	10	8/10/18	5.0/19	3.0/13	0	0	0	0



S, 6-0, 197, r-Sr.
Murray State
Louisville, Ky.

24 MARCIS FLOYD

- Has appeared in 20 career games, including 14 starts at WVU
- 2023 Iron Mountaineer Award winner
- Added seven stops at Oklahoma
- Tallied seven tackles, including five solos stops and a TFL against BYU
- Recorded the first interception of his career, finishing with four tackles and a TFL at UCF
- Finished with five tackles and a TFL against OSU
- Posted four stops at Houston
- Added three total stops at TCU
- WVU Defensive Champion (Texas Tech)
- Recorded the first sack of his Mountaineer career against Texas Tech; added three pass breakups and three tackles
- Made his season debut in the Pitt game, posting one tackle and a pass breakup

2023 Game-By-Game

Opponent	UT/AT/TT	TFL	Sacks	FF	FR	Int	PBU
Penn St.			DNP				
Duquesne			DNP				
Pitt	0/1/1	0	0	0	0	0	1
Texas Tech	2/1/3	1.0/14	1.0/14	0	0	0	3
TCU	2/1/3	0	0	0	0	0	0
Houston	3/1/4	0	0	0	0	0	0
Oklahoma St.	4/1/5	1.0/3	0	0	0	0	0
UCF	2/2/4	0.5/0	0	0	0	1/0	0
BYU	5/2/7	1.0/2	0	0	0	0	0
Oklahoma	2/5/7	0	0	0	0	0	0
Cincinnati							
Baylor							
Totals	20/14/34	3.5/19	1.0/14	0	0	1/0	4

Floyd's Defensive Statistics

Year	GP	T/A/TT	TFL	Sacks	INT	PB	FF	FR
2023	8	20/14/34	3.5/17	1.0/14	1	4	0	0
2022	12	44/19/63	1.0/4	0	0	4	0	0
Totals	20	64/33/97	4.5/23	1.0/14	1	8	0	0



DL, 6-3, 270, r-Sr.
Tennessee State
Lauderhill, Fla.

55 DAVOAN HAWKINS

- Enrolled at WVU in January 2023
- Has played in 10 career games at WVU
- Added one solo stop at UCF
- Blocked a punt against Oklahoma State
- Recorded his first career sack as a Mountaineer against Texas Tech
- Assisted on a tackle for loss against Duquesne
- Made his Mountaineer debut in the season opener at Penn State; recorded two tackles and a TFL

2023 Game-By-Game

Opponent	UT/AT/TT	TFL	Sacks	FF	FR	Int	PBU
Penn St.	0/2/2	0.5/0	0	0	0	0	1
Duquesne	0/1/1	0.5/2	0	0	0	0	0
Pitt	0/0/0	0	0	0	0	0	0
Texas Tech	1/0/1	1.0/6	1.0/6	0	0	0	0
TCU	0/0/0	0	0	0	0	0	0
Houston	0/0/0	0	0	0	0	0	0
Oklahoma St.	0/0/0	0	0	0	0	0	0
UCF	1/0/1	0	0	0	0	0	0
BYU	0/0/0	0	0	0	0	0	0
Oklahoma	0/1/1	0	0	0	0	0	0
Cincinnati							
Baylor							
Totals	2/4/6	2.0/8	1.0/6	0	0	0	1

Hawkins' Defensive Statistics

Year	GP	T/A/TT	TFL	Sacks	INT	PB	FF	FR
2023	10	2/4/6	2.0/8	1.0/6	0	1	0	0



LB, 6-1, 234, Sr.
East Mississippi State CC
Winston-Salem, N.C.

1 LEE KPOGBA


- Has played in 53 career games, including 22 at Syracuse and 22 at WVU
- Has started all 22 career games for the Mountaineers
- Has five 10-plus tackle games in his career
- Has led the WVU defense in tackles four times this season
- Assisted four stops at Oklahoma
- Led the defense with eight tackles against BYU; also added 1.5 TFLs against the Cougars
- Tallied eight stops, a sack and a key fumble at the end of the third quarter at UCF
- Added five stops and assisted a TFL against Oklahoma State
- Finished with six tackles at Houston
- WVU Defensive Champion (TCU)
- Paced the defense with 11 tackles, including eight solo stops, at TCU; also added his first sack and pass breakup of the season
- Posted seven tackles for the second straight game against Texas Tech
- Tallied seven tackles in the Pitt game, including three solos
- Added a pair of solo tackles against Duquesne
- Led the defense with 13 tackles - including seven solos - in the season opener at Penn State
- Also added 1.5 TFLs at PSU
- 2023 Senior Bowl Watch List
- 2023 Preseason All-Big 12 Conference Third Team (Athlon Sports, Lindy's)

2023 Game-By-Game

Opponent	UT/AT/TT	TFL	Sacks	FF	FR	Int	PBU
Penn St.	7/6/13	1.5/4	0	0	0	0	0
Duquesne	2/0/2	0	0	0	0	0	0
Pitt	3/4/7	0	0	0	0	0	0
Texas Tech	2/5/7	0	0	0	0	0	0
TCU	8/3/11	1.0/6	1.0/6	0	0	0	1
Houston	2/4/6	0	0	0	0	0	0
Oklahoma St.	1/4/5	0.5/1	0	0	0	0	0
UCF	5/3/8	1.0/9	1.0/9	1	0	0	0
BYU	4/4/8	1.5/2	0	0	0	0	0
Oklahoma	0/4/4	0	0	0	0	0	0
Cincinnati							
Baylor							
Totals	34/37/71	5.5/22	2.0/15	1	0	0	1

Kpogba's Defensive Statistics

Year	GP	T/A/TT	TFL	Sacks	INT	PB	FF	FR
2023	10	34/37/71	5.5/22	2.0/15	0	1	1	0
2022	12	44/48/92	5.5/23	3.5/19	0	0	0	1
Totals	22	78/85/163	9.5/43	5.5/34	0	1	1	1



DL, 6-3, 309, r-Jr.
Georgia Tech
Birmingham, Ala.

93 MIKE LOCKHART

- Has played in 22 career games, including nine starts
- Lone tackle against BYU went for a loss of 7 yards
- Assisted on a TFL at UCF
- Finished with two tackles and a TFL against Oklahoma State
- Blocked a TCU field-goal attempt in the fourth quarter against the Horned Frogs; finished with three total tackles, including 1.5 TFLs and the first sack of his WVU career
- Assisted two tackles against Texas Tech
- WVU Defensive Champion (Duquesne)
- Added three tackles and 1.5 TFLs against Duquesne and Pitt
- Posted a pair of tackles and made his first start for the Mountaineers in the season opener at Penn State

2023 Game-By-Game

Opponent	UT/AT/TT	TFL	Sacks	FF	FR	Int	PBU
Penn St.	1/1/2	0	0	0	0	0	0
Duquesne	1/2/3	1.5/3	0	0	0	0	0
Pitt	1/2/3	1.5/3	0	0	0	0	0
Texas Tech	0/2/2	0	0	0	0	0	0
TCU	2/1/3	1.5/3	0.5/1	0	0	0	0
Houston	1/0/1	0	0	0	0	0	0
Oklahoma St.	1/1/2	1.0/5	0	0	0	0	0
UCF	0/1/1	0.5/1	0	0	0	0	0
BYU	1/0/1	1.0/7	1.0/7	0	0	0	0
Oklahoma	0/0/0	0	0	0	0	0	0
Cincinnati							
Baylor							
Totals	8/10/18	7.0/22	1.5/8	0	0	0	0

Lockhart's Defensive Statistics

Year	GP	T/A/TT	TFL	Sacks	INT	PB	FF	FR
2023	10	8/10/18	7.0/22	1.5/8	0	0	0	0
2022	12	5/8/13	1.0/2	0	0	1	0	0
Totals	22	13/18/31	8.5/24	1.5/8	0	1	0	0



DL, 6-5, 291, Jr.
Bluefield
Bluefield, W.Va.

91 SEAN MARTIN


- Has played in 40 career games, including 18 starts
- 2023 Preseason All-Big 12 Conference Fourth Team (Athlon Sports, Phil Steele)
- 2023 East-West Shrine Bowl 1000
- 2023 Senior Bowl Watch List
- Recorded his first sack of the season at Oklahoma, finishing with four tackles
- Both of his tackles at Houston were TFLs
- Blocked TCU's game-tying field-goal attempt in the fourth quarter; finished with two assisted tackles and a QB hurry
- Posted four tackles and a QB hurry against Texas Tech
- Added a pair of solo stops in the Pitt game
- Led the team with four tackles and added a TFL against Duquesne
- Recorded three solo tackles in the season opener at Penn State

2023 Game-By-Game

Opponent	UT/AT/TT	TFL	Sacks	FF	FR	Int	PBU
Penn St.	3/0/3	0	0	0	0	0	0
Duquesne	1/3/4	1.0/1	0	0	0	0	0
Pitt	2/0/2	0	0	0	0	0	0
Texas Tech	2/2/4	0	0	0	0	0	0
TCU	0/2/2	0	0	0	0	0	0
Houston	2/0/2	2.0/5	0	0	0	0	0
Oklahoma St.	0/0/0	0	0	0	0	0	0
UCF	0/1/1	0	0	0	0	0	0
BYU	0/1/1	0	0	0	0	0	0
Oklahoma	1/3/4	1.0/7	1.0/7	0	0	0	0
Cincinnati							
Baylor							
Totals	11/12/23	3.0/13	1.0/7	0	0	0	0

Martin's Defensive Statistics

Year	GP	T/A/TT	TFL	Sacks	INT	PB	FF	FR
2023	10	11/12/23	3.0/13	1.0/7	0	0	0	0
2022	12	17/17/34	8.0/35	4.0/27	0	0	1	0
2021	13	5/10/15	0.5/2	0	0	0	0	1
2020	5	0/0/0	0	0	0	0	0	0
Totals	40	33/39/72	12.5/51	5.0/34	0	0	1	1



SPEAR, 6-1, 212, Jr.
Jones College
Friendship, Miss.

13 HERSHEY MCLAURIN

- Has played in 21 career games, including eight starts
- Recorded a season-high nine tackles and assisted a TFL at Oklahoma
- Added two solo stops against BYU
- Finished with five tackles, a TFL and a pass breakup against Oklahoma State
- Totaled four tackles and 1.0 TFL at Houston
- Posted seven tackles, including five solo stops and career-high 2.0 TFLs, at TCU
- Tallied five tackles and assisted a TFL in the Pitt game
- Added a pair of tackles, a TFL and assisted on a sack against Duquesne
- Started the season opener at Penn State and tallied three solo tackles

2023 Game-By-Game

Opponent	UT/AT/TT	TFL	Sacks	FF	FR	Int	PBU
Penn St.	3/0/3	0	0	0	0	0	0
Duquesne	0/2/2	1.0/7	0.5/6	0	0	0	0
Pitt	2/3/5	0.5/0	0	0	0	0	0
Texas Tech	0/1/1	0	0	0	0	0	0
TCU	5/2/7	2.0/5	0	0	0	0	2
Houston	3/1/4	1.0/2	0	0	0	0	0
Oklahoma St.	2/3/5	1.0/2	0	0	0	0	1
UCF		DNP					
BYU	2/0/2	0	0	0	0	0	0
Oklahoma	4/5/9	0.5/0	0	0	0	0	0
Cincinnati							
Baylor							
Totals	21/17/38	6.0/16	0.5/6	0	0	0	3

McLaurin's Defensive Statistics

Year	GP	T/A/TT	TFL	Sacks	INT	PB	FF	FR
2023	9	21/17/38	6.0/16	0.5/6	0	2	0	0
2022	12	25/20/45	1.0/1	0	0	1	0	0
Totals	21	46/37/83	7.0/17	0.5/6	0	3	0	0



DL, 6-3, 306, r-Jr.
Penn State
Harrisburg, Pa.

54 **FATORMA**
MULBAH


- Has played in 10 games at WVU
- Assisted a TFL at Oklahoma
- Recorded a pair of tackles at UCF
- Added three tackles against Oklahoma State
- Finished with a pair of stops at Houston
- Posted two tackles at TCU
- WVU Blue Collar Award (Pitt)
- Added five tackles and a TFL in the Pitt game
- Tallied his first tackles for the Mountaineers against Duquesne, totaling three stops and one TFL

2023 Game-By-Game

Opponent	UT/AT/TT	TFL	Sacks	FF	FR	Int	PBU
Penn St.	0/0/0	0	0	0	0	0	0
Duquesne	1/2/3	1.0/2	0	0	0	0	0
Pitt	2/3/5	1.0/3	0	0	0	0	0
Texas Tech	1/0/1	0	0	0	0	0	0
TCU	0/2/2	0	0	0	0	0	0
Houston	1/1/2	0	0	0	0	0	0
Oklahoma St.	2/1/3	0	0	0	0	0	0
UCF	1/1/2	0	0	0	0	0	0
BYU	0/0/0	0	0	0	0	0	0
Oklahoma	1/1/2	0.5/1	0	0	0	0	0
Cincinnati							
Baylor							
Totals	9/11/20	2.5/6	0	0	0	0	0

Mulbah's Defensive Statistics

Year	GP	T/A/TT	TFL	Sacks	INT	PB	FF	FR
2023	10	9/11/20	2.5/6	0	0	0	0	0



DL, 6-3, 290, r-Fr.
Collins Hill
Suwanee, Ga.

92 **ASANI**
REDWOOD

- Has played in 12 career games
- Assisted on the first sack of his career against BYU
- Made his season debut in the Pitt game, assisting on one tackle

2023 Game-By-Game

Opponent	UT/AT/TT	TFL	Sacks	FF	FR	Int	PBU
Penn St.			DNP				
Duquesne			DNP				
Pitt	0/1/1	0	0	0	0	0	0
Texas Tech	0/0/0	0	0	0	0	0	0
TCU	0/0/0	0	0	0	0	0	0
Houston	0/0/0	0	0	0	0	0	0
Oklahoma St.	0/0/0	0	0	0	0	0	0
UCF	0/0/0	0	0	0	0	0	0
BYU	0/1/1	0.5/7	0.5/7	0	0	0	0
Oklahoma	0/0/0	0	0	0	0	0	0
Cincinnati							
Baylor							
Totals	0/2/2	0.5/7	0.5/7	0	0	0	0

Redwood's Defensive Statistics

Year	GP	T/A/TT	TFL	Sacks	INT	PB	FF	FR
2023	8	0/2/2	0.5/7	0.5/7	0	0	0	0
2022	4	2/2/4	0.5/1	0	0	0	0	0
Totals	12	2/4/6	1.0/8	0.5/7	0	0	0	0



CB, 5-10, 193, r-Sr.
Nash Central
Nashville, N.C.

14 **MALACHI**
RUFFIN

- Has played in 42 career games, including 13 starts
- Posted three stops at Oklahoma
- Added one tackle and a pass breakup against BYU
- Tallied five solo tackles and a pass breakup at UCF
- Assisted a pair of tackles against Oklahoma State
- Finished with seven tackles, including five solos, at Houston
- Totaled two solo stops at TCU
- Posted four solo tackles against Texas Tech
- WVU Special Teams Champion (Pitt)
- Intercepted a pass in the Pitt game; also added one solo tackle
- Registered one stop against Duquesne
- Added three tackles in the season opener at Penn State, including two solo stops

2023 Game-By-Game

Opponent	UT/AT/TT	TFL	Sacks	FF	FR	Int	PBU
Penn St.	2/1/3	0	0	0	0	0	0
Duquesne	0/1/1	0	0	0	0	0	1
Pitt	1/0/1	0	0	0	0	1	0
Texas Tech	4/0/4	0	0	0	0	0	0
TCU	2/0/2	0	0	0	0	0	1
Houston	5/2/7	0	0	0	0	0	0
Oklahoma St.	0/2/2	0	0	0	0	0	0
UCF	5/0/5	0	0	0	0	0	1
BYU	1/0/1	0	0	0	0	0	1
Oklahoma	2/1/3	0	0	0	0	0	0
Cincinnati							
Baylor							
Totals	22/7/29	0	0	0	0	1	4

Ruffin's Defensive Statistics

Year	GP	T/A/TT	TFL	Sacks	INT	PB	FF	FR
2023	10	22/7/29	0	0	1	4	0	0
2022	12	15/11/26	0	0	2	6	0	1
2021	11	8/2/10	0	0	0	0	0	0
2020	9	3/1/4	0	0	0	0	0	0
Totals	42	48/21/69	0	0	3	10	0	1



CB, 5-11, 184, So.
American Heritage
Fort Lauderdale, Fla.

6 JACOLBY SPELLS


- Has played in 18 career games
- Added a pair of solo tackles against BYU
- Talled his first pass breakup of the season at UCF
- Finished with one stop at Houston
- Recorded his first tackles of the season with two stops and an assist on a TFL against Duquesne

2023 Game-By-Game

Opponent	UT/AT/TT	TFL	Sacks	FF	FR	Int	PBU
Penn St.	0/0/0	0	0	0	0	0	0
Duquesne	1/1/2	0.5/0	0	0	0	0	0
Pitt	0/0/0	0	0	0	0	0	0
Texas Tech	0/0/0	0	0	0	0	0	0
TCU	0/0/0	0	0	0	0	0	0
Houston	1/0/1	0	0	0	0	0	0
Oklahoma St.	0/0/0	0	0	0	0	0	0
UCF	0/0/0	0	0	0	0	0	1
BYU	2/0/2	0	0	0	0	0	0
Oklahoma	0/0/0	0	0	0	0	0	0
Cincinnati							
Baylor							
Totals	4/1/5	0.5/0	0	0	0	0	0

Spells' Defensive Statistics

Year	GP	T/A/TT	TFL	Sacks	INT	PB	FF	FR
2023	10	4/1/5	0.5/0	0	0	1	0	0
2022	8	9/4/13	0	0	1	1	0	0
Totals	18	13/5/18	0.5/0	0	1	2	0	0



DT, 6-3, 283, Jr.
French Finnish School of Helsinki
Helsinki, Finland

96 EDWARD VESTERINEN

- Has played in 30 career games, including 11 starts
- Posted two tackles at Oklahoma
- Assisted on a sack at Houston
- WVU Blue Collar Award (TCU, Texas Tech, Duquesne)
- Totaled four tackles and assisted on a sack at TCU
- Registered a career-best seven tackles, including three solo stops, against Texas Tech; also added a TFL
- Posted one solo stop in the Pitt game
- Assisted on a pair of tackles in the season opener at Penn State

2023 Game-By-Game

Opponent	UT/AT/TT	TFL	Sacks	FF	FR	Int	PBU
Penn St.	0/2/2	0	0	0	0	0	0
Duquesne	0/1/1	0	0	0	0	0	0
Pitt	1/0/1	0	0	0	0	0	0
Texas Tech	3/4/7	1.0/1	0	0	0	0	0
TCU	2/2/4	0.5/2	0.5/2	0	0	0	0
Houston	0/1/1	0.5/4	0.5/4	0	0	0	0
Oklahoma St.	1/0/1	0	0	0	0	0	0
UCF	0/0/0	0	0	0	0	0	0
BYU	0/0/0	0	0	0	0	0	0
Oklahoma	0/2/2	0	0	0	0	0	0
Cincinnati							
Baylor							
Totals	7/12/19	2.0/7	1.0/6	0	0	0	0

Vesterinen's Defensive Statistics

Year	GP	T/A/TT	TFL	Sacks	INT	PB	FF	FR
2023	10	7/12/19	2.0/7	1.0/6	0	0	0	0
2022	12	4/6/10	2.5/11	1.0/9	0	0	0	0
2021	8	1/6/7	0.5/1	0.5/1	0	0	0	0
Totals	30	12/24/36	5.0/19	2.5/16	0	0	0	0



S, 5-9, 190, r-Jr.
Georgia Southern
Columbia, S.C.

12 ANTHONY WILSON

- Has played in and started 10 games for West Virginia
- Led the defense with 11 tackles, including eight solo stops, at Oklahoma
- Tallied five tackles, a TFL and a pass breakup against BYU
- Posted six solo tackles at UCF
- Finished with four stops at Houston
- WVU Blue Collar Award (TCU)
- Intercepted the first pass of his career and finished with a career-best eight tackles against Oklahoma State
- Added four tackles, including two solo stops, at TCU
- Posted his second straight seven-tackle performance against Texas Tech
- Registered six solo stops and a pass breakup in the Pitt game
- Totaled two tackles and added a pass breakup against Duquesne
- Made his Mountaineer debut in the season opener at Penn State; recorded five total tackles, including two solos, and assisted on a TFL

2023 Game-By-Game

Opponent	UT/AT/TT	TFL	Sacks	FF	FR	Int	PBU
Penn St.	2/3/5	0.5/0	0	0	0	0	0
Duquesne	1/1/2	0	0	0	0	0	1
Pitt	6/1/7	0	0	0	0	0	1
Texas Tech	6/1/7	0	0	0	0	0	0
TCU	2/2/4	0	0	0	0	0	0
Houston	2/2/4	0	0	0	0	0	0
Oklahoma St.	5/3/8	0	0	0	0	1	0
UCF	6/0/6	0	0	0	0	0	0
BYU	4/1/5	1.0/3	0	0	0	0	1
Oklahoma	8/3/11	0	0	0	0	0	0
Cincinnati							
Baylor							
Totals	42/17/59	1.5/3	0	0	0	1	3

Wilson's Defensive Statistics

Year	GP	T/A/TT	TFL	Sacks	INT	PB	FF	FR
2023	10	42/17/59	1.5/3	0	1	3	0	0



KR, 5-10, 181, r-Sr.
Minnesota
Louisville, Ky.

11 BEANIE BISHOP JR.


- Has played in 10 career games at WVU
- Returned a pair of kickoffs for 31 yards against Texas Tech
- Registered one kickoff return for 18 yards in the Pitt game
- Made his Mountaineer debut in the season opener at Penn State; returned one kickoff for 20 yards in his debut

2023 Game-By-Game Kickoff Returns

Opponent	No.	Yards	Avg.	TDs	Long
Penn St.	1	20	20.0	0	20
Duquesne	0	0	0	0	0
Pitt	1	18	18.0	0	18
Texas Tech	2	31	15.5	0	16
TCU	0	0	0	0	0
Houston	0	0	0	0	0
Oklahoma St.	0	0	0	0	0
UCF	0	0	0	0	0
BYU	0	0	0	0	0
Oklahoma	0	0	0	0	0
Cincinnati					
Baylor					
Totals	4	69	17.3	0	20

Bishop Jr.'s Kickoff Return Statistics

Year	Games	No.	Yards	Avg.	TD	Long
2023	10	4	69	17.3	0	20



PR, 5-10, 188, r-So.
Morgantown
Morgantown, W.Va.

29 PRESTON FOX


- Has played in 25 career games
- Ranks No. 4 in the Big 12 and No. 19 nationally in yards per punt return (9.7)
- Posted two punt returns for a total of 32 yards at TCU
- WVU Special Teams Champion (Texas Tech)
- Returned three punts for 45 yards with a long of 20 against Texas Tech
- Tallied two punt returns for 15 yards in the Pitt game
- Returned three punts for 41 yards against Duquesne; long return went for 16 yards

2023 Game-By-Game Punt Returns

Opponent	No.	Yards	Avg.	TDs	Long
Penn St.	1	4	4.0	0	4
Duquesne	3	41	13.7	0	16
Pitt	2	15	7.5	0	12
Texas Tech	3	45	15.0	0	20
TCU	2	32	16.0	0	17
Houston	2	3	1.5	0	3
Oklahoma St.	0	0	0	0	0
UCF	0	0	0	0	0
BYU	0	0	0	0	0
Oklahoma	2	5	2.5	0	5
Cincinnati					
Baylor					
Totals	15	145	10.7	0	5

Fox's Punt Return Statistics

Year	Games	No.	Yards	Avg.	TD	Long
2023	10	15	145	10.7	0	20
2022	11	6	51	8.5	0	27
2021	4	0	0	0	0	0
Totals	25	21	196	9.3	0	27



K, 5-9, 187, r-Jr.
Georgia State
Florence, S.C.

22 MICHAEL HAYES

- Enrolled at WVU in January 2023
- Has played in 10 career games at West Virginia
- Leads the Big 12 and ranks No. 19 nationally in field-goal percentage (.857)
- Connected on a season-high three field goals (46, 22, 23) and went 4-for-4 on PATs against BYU
- Converted two field-goal attempts at UCF, while going 5-of-5 on PATs
- Scored on a pair of field goals and went 4-for-4 on PATs against Oklahoma State
- Finished with a 27-yard field goal and seven kickoff attempts for 422 yards at Houston
- WVU Special Teams Champion (TCU)
- Scored a season-long 49-yard field goal at TCU
- Connected on two field goals against Texas Tech, including a then-season-long 46-yarder
- Scored his first field goal for the Mountaineers in the Pitt game; also registered four kickoffs for 258 yards
- WVU Special Teams Champion (Duquesne)
- Recorded six kickoffs that went for a total of 378 yards against Duquesne; also went 6-for-6 on PATs
- Made his Mountaineer debut in the season opener at Penn State; kicked off two times for a total of 130 yards and converted on one PAT

2023 Game-By-Game

Opponent	FGM/FGA	Pct.	Long	XP/XPA	Pts
Penn St.	0/0	0	0	1/1	1
Duquesne	0/0	0	0	6/6	6
Pitt	1/1	100.0	42	2/2	5
Texas Tech	2/2	100.0	46	2/2	8
TCU	1/2	50.0	49	3/3	6
Houston	1/1	100.0	27	4/4	7
Oklahoma St.	2/2	100.0	34	4/4	10
UCF	2/2	100.0	41	5/5	11
BYU	3/3	100.0	46	4/4	13
Oklahoma	0/1	0	0	2/2	2
Cincinnati					
Baylor					
Totals	12/14	85.7	49	33/33	69

2023 Field Goal Sequence

Penn St.	--
Duquesne	--
Pitt	(42)
Texas Tech	(28), (46)
TCU	58, (49)
Houston	(27)
Oklahoma St.	(34), (29)
UCF	(24), (41)
BYU	(46), (22), (23)
Oklahoma	48
Cincinnati	
Baylor	
Made FGs in (x)	

Hayes' Field Goal Statistics

Year	FG/A	Pct.	1/29	30/39	40/49	50+	LG
2023	12/14	85.7	6/6	1/1	5/6	0/1	49

Hayes' Kickoff Statistics

Year	Kickoffs	Yards	Avg.	TB
2023	53	3,310	62.5	19



K, 5-10, 181, r-So.
Fort Hill
Cumberland, Md.

39 **DANNY**
KING

- Has played in three career games
- Finished with one kickoff for 65 yards against BYU
- Kicked off three times against Duquesne, totaling 195 yards; also went 2-for-2 on PATs

2023 Game-By-Game

Opponent	FGM/FGA	Pct.	Long	XP/XPA	Pts
Penn St.			DNP		
Duquesne	0/0	0	0	2/2	2
Pitt			DNP		
Texas Tech			DNP		
TCU			DNP		
Houston			DNP		
Oklahoma St.	0/0	0	0	0/0	0
UCF			DNP		
BYU	0/0	0	0	0/0	0
Oklahoma					
Cincinnati					
Baylor					
Totals	0	0	0	2/2	2

2023 Field Goal Sequence

Penn St.	--
Duquesne	--
Pitt	--
Texas Tech	--
TCU	--
Houston	--
Oklahoma St.	--
UCF	--
BYU	--
Oklahoma	--
Cincinnati	--
Baylor	--
Made FGs in (x)	

King's Field Goal Statistics

Year	FG/A	Pct.	1/29	30/39	40/49	50+	LG
2023	0/0	0	0/0	0/0	0/0	0/0	0

King's Kickoff Statistics

Year	Kickoffs	Yards	Avg.	TB
2023	4	260	65.0	2
2022	4	195	48.8	1
Totals	8	455	56.9	3



P, 6-2, 210, So.
Mentone Grammar School
Melbourne, Australia

41 **OLIVER**
STRAW

- Has played in 21 career games
- Finished with six punts for 248 yards and a long of 47 at Oklahoma
- Totaled 84 yards on two punts and placed two inside the 20-yard line at UCF
- Three punts against Oklahoma State traveled a total of 136 yards and an average of 45.3 yards per punt
- Punted three times for 111 yards and a long of 39 at Houston
- Had five punts for 230 yards, averaging 46.0 yards per punt at TCU; season-long of 58 yards and placed three inside the 20-yard line
- Season-high six punts went for a total of 246 yards and a long of 50 against Texas Tech
- Recorded three punts for 133 yards and a long of 50 in the Pitt game
- Lone punt against Duquesne went for 52 yards
- Punted four times for 168 yards in the season opener at Penn State, longest punt went for 50 yards
- 2023 Preseason All-Big 12 Conference Fourth Team (Phil Steele)
- 2023 Ray Guy Award Watch List

2023 Game-By-Game

Opponent	Punts	Yds.	Avg.	Lg.	TB	FC	50+	I-20
Penn St.	4	168	42.0	50	0	4	1	2
Duquesne	1	52	52.0	52	0	0	1	1
Pitt	3	133	44.3	50	0	0	1	2
Texas Tech	6	246	41.0	50	0	3	1	2
TCU	5	230	46.0	58	0	3	1	3
Houston	3	111	37.0	39	0	1	0	0
Oklahoma St.	3	136	45.3	53	0	1	1	0
UCF	2	84	42.0	43	0	1	0	2
BYU	1	37	37.0	37	0	1	0	1
Oklahoma	6	248	41.3	47	0	3	0	3
Cincinnati								
Baylor								
Totals	34	1,447	42.6	58	0	17	6	16

Straw's Punting Statistics

Year	Punts	Yards	Avg.	Long	TB	FC	50+	I-20
2023	34	1,447	42.6	58	0	17	6	16
2022	49	2,029	42.3	63	2	24	8	18
Totals	83	3,531	42.5	63	2	41	14	34

STATE COLLEGE, Pa. (Sept. 2, 2023) - West Virginia and Penn State opened the 2023 football season in front of 110,747 fans at Beaver Stadium, and an NBC national television audience watched as the No.7/7-ranked Nittany Lions came away with a 38-15 victory.

The Mountaineers were playing their first game at Penn State since 1991 and first game against the Nittany Lions since 1992. However, as in the overall history of the series between the two teams, Penn State prevailed to extend its record to 49-9-2 against WVU.

West Virginia made it tougher on the home team than a lot thought, especially after the Nittany Lions scored so easily on their first possession. Quarterback Drew Allar connected with KeAndre Lambert-Smith for a 72-yard aerial strike just four plays into PSU's first possession for a quick 7-0 lead.

However, West Virginia tied the game in the second quarter behind a 69-yard drive that was highlighted by a 37-yard completion from quarterback Garrett Greene to receiver Devin Carter. Running back CJ Donaldson Jr. finished the nine-play drive with a 1-yard run at the 14:14 mark of the second quarter.

Penn State finished the half missing two field goals, but did grab a 14-7 lead at the break on Nicholas Singleton's 2-yard run to end a 10-play, 81-yard drive at the 4:59 mark.

Second-half action saw Penn State outscore West Virginia 24-8 to take the victory. In the third quarter, Lambert-Smith reached the end zone again with a 12-yard reception from Allar, putting the score at 21-7 heading to the fourth quarter.

The Nittany Lions then put the game out of reach with an Alex Felkins 25-yard field goal early in the fourth and a Malik McClain 25-yard touchdown reception with 7:29 left in the game.

The Mountaineers' lone scoring drive of the second half was an impressive 10-play, 75-yard drive engineered by Greene. The quarterback completed passes of 23 and 22 yards to Carter before finishing it himself with a 1-yard run with 3:34 left in the contest.

After a WVU onside kick failed, Penn State added a late touchdown with just six seconds remaining on a 5-yard run from backup quarterback Beau Pribula.

Allar was strong in his first start, passing for 325 yards and three touchdowns on 21 completions. Singleton led the Penn State running game with 70 yards, while Lambert-Smith led all receivers with 123 yards. PSU's defensive effort was led by linebacker Curtis Jacobs with 10 tackles and one sack.

Greene rushed for 71 yards, while passing for 162 to total 233 yards of total offense. Donaldson finished with 81 yards, while Carter managed six catches for 90 yards in his Mountaineer debut. Linebacker Lee Kpogba was all over the field in leading the Mountaineer defense. The senior totaled 13 tackles and two TFLs in the effort.

Final numbers showed Penn State outgaining the Mountaineers by 170 yards. The Nittany Lions finished with 146 yards rushing and 332 passing for 478 total yards. West Virginia also gained 146 yards rushing but could only muster 162 passing yards to finish with 308 yards of total offense.

The two teams had not played each other in 31 years, but the victory now gives Penn State a five-game winning streak in the series.

GAME 1: NO. 7/7 PENN STATE 38, WEST VIRGINIA 15



MIKE LOCKHART

DEVIN CARTER

Scoring and Statistical Summary

	1	2	3	4	F
West Virginia	0	7	0	8	15
Penn State.....	7	7	7	17	38

1st	PSU - KeAndre Lambert-Smith 72 pass from Drew Allar (Sander Sahaydak)
2nd	WVU - CJ Donaldson Jr. 1 rush (Michael Hayes kick) PSU - Nicholas Singleton 2 rush (Sahaydak kick)
3rd	PSU - Lambert-Smith 12 pass from Allar (Alex Felkins kick)
4th	PSU - Felkins 25 FG PSU - Malik McClain 25 pass from Allar (Felkins kick) WVU - Garrett Greene 1 rush (Donaldson pass from Greene) PSU - Beau Pribula 5 rush (Felkins kick)

	WVU	PSU
First Downs	17	27
Rushes/Yards	40/146	35/146
Passing Yardage	162	332
Passes	16/27/0	22/30/0
Punts	4/168/42.0	2/75/37.5
Fumbles/Lost	0/0	0/0
Return Yardage	24	21
Penalties/Yards	5/55	2/75
Time of Possession	31:16	28:44

WVU RUSHING: Donaldson 18-81, Greene 15-71; WVU PASSING: Greene 16-27-0-162; WVU RECEIVING: Carter 6-90; WVU TACKLES (TFL/QS): Kpogba 13 (2/0), Bishop 7 (1/0); WVU INTERCEPTIONS: None.

PSU RUSHING: Singleton 13-70, Allen 10-51; PSU PASSING: Allar 21-29-0-325; PSU RECEIVING: Lambert-Smith 4-123, Wallace 7-72; PSU TACKLES (TFL/QS): Jacobs 10 (1/1), King 5; PSU INTERCEPTIONS: None.

Attendance - 110,747

MORGANTOWN, W.Va. (Sept. 9, 2023)

- West Virginia got its first win of the 2023 season with a 56-17 victory over Duquesne at Milan Puskar Stadium.

The game was halted for 1:54 in the second quarter due to lightning in the area around the stadium as heavy rains dominated the early part of the evening. The delay was the first stoppage in play for lightning at Milan Puskar Stadium since 2011.

When play was stopped, West Virginia held a 14-10 lead, but when it resumed, the Mountaineers outscored the Dukes 42-7 to secure the victory.

The game also featured the emergence of redshirt freshman receiver Hudson Clement, who lit up the Dukes for 177 yards receiving and three touchdowns on five catches. Clement turned in 72 yards after the catch, and head coach Neal Brown awarded the Martinsburg, West Virginia, native a scholarship after the game.

Duquesne started the scoring in the first quarter by taking advantage of a WVU miscue by the punt return unit. The turnover gave the Dukes a fresh set of downs, and they responded with a 38-yard touchdown pass from quarterback Darius Perrantes to receiver D.J. Powell. At the 12:01 mark, Duquesne left a wake-up call and had a 7-0 advantage over the Mountaineers.

The lead was Duquesne's only in the game and it was short-lived. WVU quarterback Garrett Greene proceeded to get the Mountaineers on the board with a 14-yard scoring toss to Clement to close out a 46-yard drive.

Second-quarter action saw West Virginia up its lead to 14-7, when running back Jaylen Anderson ended a 94-yard drive with an 8-yard run. Before the rain hit, Duquesne added a 39-yard field goal by Brian Bruzdewicz, closing the visitors' deficit to 14-10.

When play resumed, the Mountaineers finished the second quarter by outscoring the Dukes 21-0. Clement struck again with a 70-yard scoring reception from Greene before the duo connected on a 46-yard aerial touchdown. Greene to Clement accounted for scores of 14, 70 and 46 yards in the first half to lead the Mountaineers.

Closing the scoring in the first half was Greene's fourth touchdown pass, a 22-yarder to Preston Fox, to give West Virginia a 35-10 lead moving to the third quarter.

Since both teams were idle for almost two hours, no halftime break was taken. West Virginia picked up where it left off as running back Jahiem White added a 19-yard rushing score on his way to leading all rushers in the game with 110 yards on 12 carries.

Duquesne stopped the 28-point Mountaineer run with a 16-yard touchdown pass from Perrantes to Tedy Afful to close the third quarter.

The Mountaineers added fourth quarter scores behind backup quarterback Nicco Marchiol's 1-yard run and a 5-yard rush from DJ Oliver, putting the final victory margin at 39 points.

Final numbers showed West Virginia with a strong and balanced 304 yards rushing and 315 passing to total 619 yards of offense. While Duquesne could only muster three yards rushing, the Dukes made up for it by passing for 231 yards to finish with 234 total yards.

The win gave the Mountaineers a 21-0 all-time record against teams from the FCS level.

GAME 2: WEST VIRGINIA 56, DUQUESNE 17



HUDSON CLEMENT

JARED BARTLETT

Scoring and Statistical Summary

	1	2	3	4	F
Duquesne	7	3	7	0	17
West Virginia	7	28	7	14	56

- 1st DUQ - DJ Powell 38 pass from Darius Perrantes (Brian Bruzdewicz kick)
WVU - Hudson Clement 14 pass from Garrett Greene (Michael Hayes kick)
- 2nd WVU - Jaylen Anderson 8 rush (Hayes kick)
DUQ - Bruzdewicz 39 FG
WVU - Clement 70 pass from Greene (Hayes kick)
WVU - Clement 46 pass from Greene (Hayes kick kick)
WVU - Preston Fox 22 pass from Greene (Hayes kick)
- 3rd WVU - Jahiem White 19 pass from Greene (Hayes kick)
DUQ - Tedy Afful 16 pass from Perrantes (Bruzdewicz kick)
- 4th WVU - Nicco Marchiol 1 rush (Hayes kick)
WVU - DJ Oliver 5 rush (Hayes kick)

	DUQ	WVU
First Downs	10	30
Rushes/Yards	28/3	49/304
Passing Yardage	231	315
Passes	15/32/2	17/32/0
Punts	7/267/38.1	2/78/39.0
Fumbles/Lost	0/0	2/2
Return Yardage	0	66
Penalties/Yards	3/35	4/30
Time of Possession	28:21	31:39

WVU RUSHING: White 12-110; WVU PASSING: Greene 10-18-0-240, Marchiol 7-14-0-75; WVU RECEIVING: Clement 5-177, Taylor 3-55; WVU TACKLES (TFL/QS): Martin 4 (1/0), Bartlett 4 (2/1), Cutter 4 (1/0); WVU INTERCEPTIONS: Bishop, Wilcox.

DUQ RUSHING: Butts 10-23; DUQ PASSING: Perrantes 14-31-2-220; DUQ RECEIVING: Afful 4-83, Powell 3-74; DUQ TACKLES (TFL/QS): Epps 10, Harris 8; DUQ INTERCEPTIONS: None.

Attendance - 50,037

MORGANTOWN, W.Va. (Sept. 16, 2023) - The 106th version of the "Backyard Brawl" saw West Virginia capture a 17-6 victory as the Mountaineers welcomed Pitt to Morgantown for the first time since 2011.

It might have been a low-scoring affair, but the anticipation and excitement was anything but as one of college football's oldest and best rivalries was played before 61,106 fans and an ABC national television audience.

At first, it looked like it was going to be a long night for the Mountaineers as Pitt marched down the field on its opening possession. In 11 plays, Pitt moved the ball 67 yards, but had to settle for a 21-yard field goal from kicker Ben Sauls as the West Virginia defense stiffened at the right time.

After quarterback Garrett Greene injured his ankle on WVU's second drive and could not return, backup Nicco Marchiol took the reins and ended the Pitt lead at the 4:45 mark of the second quarter.

An interception by WVU's Aubrey Burks set up the Mountaineer offense at the Pitt 7-yard line, one-play later, Marchiol connected with tight end Kole Taylor for a 7-yard touchdown and a lead WVU would never relinquish.

As the second quarter came to an end, Pitt used a 12-play, 57-yard drive to get into field goal range and Sauls delivered with a 36-yarder to put the score at 7-6 at the break.

Despite trailing by a point, Pitt outrushed the Mountaineers 105-71 and led the total yardage statistic by a 138-106 count after both teams combined for a meager 68 yards passing on six completions.

After holding the Panthers on the first drive of the third quarter, West Virginia then turned in its best drive of the night to take a 14-6 advantage with 4:59 left in the quarter. Possessing the ball for 7:48, the Mountaineers ran 13 plays, and running back CJ Donaldson scored from 1 yard out to extend WVU's lead.

Donaldson was impressive in the drive, carrying the ball on eight of the 13 plays and gaining 44 of the 61 yards.

As a Pitt miscue turned the momentum in West Virginia's favor in the first half, a second Phil Jurkovec interception essentially ended any hopes of a Panther comeback. West Virginia's Beanie Bishop returned the interception 40 yards to the Panther 30. Four plays later, WVU kicker Michael Hayes connected on a 42-yard field goal, giving the home team a 17-6 lead heading to the fourth quarter.

West Virginia's defense continued to come up big when needed and a third interception of Jurkovec ended one last Pitt threat as both teams went scoreless in the final quarter.

Donaldson paced a conservative Mountaineer offense with 102 rushing yards, while Hayes made his first field goal as a Mountaineer. Trey Lathan led the defense with eight tackles.

Final numbers showed West Virginia with 151 yards rushing and 60 passing to total 211 yards of offense. Pitt finished with 130 yards rushing and 81 passing to also total 211 yards of offense. In a game so evenly matched in statistics, it was Pitt's three interceptions that proved to be the difference in the game and propelled the Mountaineers to the win.

The victory gives WVU an 8-4 record in the last 12 games vs. Pitt as the Mountaineers have won four of the last five "Backyard Brawls" vs. the Panthers.

GAME 3: WEST VIRGINIA 17, PITT 6



CJ DONALDSON JR.

BEANIE BISHOP JR.

Scoring and Statistical Summary

	1	2	3	4	F
Pitt.....	3	3	0	0	6
West Virginia	0	7	10	0	17

1st	PITT - Ben Sauls 21 FG
2nd	WVU - Kole Taylor 7 pass from Nicco Marchiol (Michael Hayes kick)
2nd	PITT - Sauls 36 FG
3rd	WVU - CJ Donaldson 1 rush (Hayes kick)
	WVU - Hayes 42 FG

	PITT	WVU
First Downs	12	14
Rushes/Yards	36/130	51/151
Passing Yardage	81	60
Passes	8/20/3	6/11/0
Punts	4/204/51.0	4/133/33.2
Fumbles/Lost	0/0	1/1
Return Yardage	71	99
Penalties/Yards	9/65	4/52
Time of Possession	26:47	33:13

WVU RUSHING: Donaldson 18-102; WVU PASSING: Marchiol 6-9-0-60; WVU RECEIVING: Taylor 3-21; WVU TACKLES (TFL/QS): Lathan 8 (1/0), Wilson 7, Bishop 7, Kpogba 7; WVU INTERCEPTIONS: Bishop, Burks, Ruffin.

PITT RUSHING: Hammond 14-49, Jurkovec 11-35, Flemister 6-34; PITT PASSING: Jurkovec 8-20-3-81; PITT RECEIVING: Bartholomew 2-39, Means 2-25; PITT TACKLES (TFL/QS): McMillon 18, George 9, DeShields 8 (1/1); PITT INTERCEPTIONS: None.

Attendance - 61,106

MORGANTOWN, W.Va. (Sept. 23, 2023)
 - West Virginia ended a four-game losing streak to Texas Tech by defeating the Red Raiders, 20-13, on a rainy and soggy afternoon in Morgantown.

There is no doubt that West Virginia was looking to flip the script over Texas Tech. After beating the Red Raiders five straight times at one point in the series, Tech bounced back to win the last four and was the only Big 12 team before the expansion that WVU's Neal Brown hadn't defeated as the Mountaineers' head coach.

That all changed in game four of the 2023 season as West Virginia led for most of the game and held on behind a great defensive stand to defeat the Red Raiders.

The game turned out to be a battle of the backup quarterbacks. West Virginia's Garrett Greene was out with an ankle injury and backup Nicco Marchiol got his first start for the Gold and Blue. Texas Tech's starting quarterback, Tyler Shough, was injured in the first quarter and his backup, Behren Morton, finished the final three quarters for the Red Raiders.

Before leaving the game, Shough engineered the game's first score as he led the Tech offense to a 3-0 lead behind a 39-yard field goal from Gino Garcia. The 3-0 lead proved to be Texas Tech's only one in the game and was set up by a Malik Dunlap interception of Marchiol, which was returned 21 yards into West Virginia territory.

West Virginia answered the score before the end of the first quarter as the Mountaineers used 6:47 of the clock on 13 plays for a 7-3 lead behind running back CJ Donaldson's 2-yard run.

West Virginia scored the only points in the second quarter on two Michael Hayes field goals. The first one of 28 yards came at the 6:29 mark to end another six-minute-plus drive for the Mountaineers.

Leading 10-3, WVU took a 13-3 lead at the half on Hayes' 46-yard field goal, which was set up by the Mountaineer defense after it stopped the Red Raiders on fourth down in WVU territory.

Neither team scored in the third quarter, setting up a 17-point fourth and plenty of nervous excitement inside Milan Puskar Stadium.

The Red Raiders closed the deficit to 13-10 early in the quarter by taking advantage of a 27-yard run from Tahj Brooks to set up a 6-yard touchdown pass from Morton to Jerand Bradley.

However, it appeared as if West Virginia weathered the comeback, when it answered the score with a 9-yard touchdown pass from Marchiol to tight end Kole Taylor.

Tech followed with a Garcia 34-yard field goal with 4:38 left, putting the score at 20-13 in favor of WVU, but when the Mountaineer offense could not control the clock and went three-and-out, the Red Raiders had a chance to tie or win the game as they took possession with 3:45 left in the game.

The Red Raiders ran 15 plays and drove 61 yards to the WVU 11-yard line, but Morton's fourth-down pass fell incomplete with 19 seconds remaining, ending the drive and giving WVU the victory.

Neither team shined on offense as the defenses controlled the day and stood out for both teams. Final numbers showed WVU with 157 yards rushing and 99 passing for 256 total yards. Texas Tech came in at 160 yards on the ground behind the 149-yard effort from Brooks and 161 through the air for 321 total yards.

In all-time Big 12 play, the series is now tied at 6-6.

GAME 4: WEST VIRGINIA 20, TEXAS TECH 13



NICCO MARCHIOL

TREY LATHAN

Scoring and Statistical Summary

	1	2	3	4	F
Texas Tech	3	0	0	10	13
West Virginia	7	6	0	7	20

1st	TTU - Gino Garcia 39 FG
1st	WVU - CJ Donaldson 2 rush (Michael Hayes kick)
2nd	WVU - Hayes 28 FG
	WVU - Hayes 46 FG
4th	TTU - Jerand Bradley 6 pass from Behren Morton (Garcia kick)
	WVU - Kole Taylor 9 pass from Nicco Marchiol (Hayes kick)
	TTU - Garcia 34 FG

	TTU	WVU
First Downs	18	16
Rushes/Yards	38/160	42/157
Passing Yardage	161	99
Passes	15/43/0	13/22/2
Punts	6/294/49.0	6/246/41.0
Fumbles/Lost	2/0	0/0
Return Yardage	134	76
Penalties/Yards	9/96	3/20
Time of Possession	25:10	34:50

WVU RUSHING: Marchiol 15-72, Donaldson 15-48; WVU PASSING: Marchiol 12-21-2-78; WVU RECEIVING: Taylor 3-39; WVU TACKLES (TFL/QS): Lathan 8, Wilson 7, Kpogba 7, Burks 7 (1/0), Vesterinen 7 (1/0); WVU INTERCEPTIONS: None.

TTU RUSHING: Brooks 25-149; TTU PASSING: Morton 13-37-0-158; TTU RECEIVING: White 3-22, Bradley 3-30; TTU TACKLES (TFL/QS): Pierre 12, Roberts 11 (1/0); TTU INTERCEPTIONS: Roberts, Dunlap.

Attendance - 50,071

GAME 5: WEST VIRGINIA 24, TCU 21



SEAN MARTIN (91), MIKE LOCKHART (93)

ZACH FRAZIER

FORT WORTH, TEXAS (Sept. 30, 2023) - West Virginia survived a fast start from TCU and used key special teams plays down the stretch to earn its first road victory of the 2023 season with a 24-21 win at Amon G. Carter Stadium.

Three rushing touchdowns, an impressive second-half defensive performance and two blocked field goals propelled the Mountaineers to the upset victory. West Virginia entered the game as double-digit underdogs to the Horned Frogs.

TCU certainly had a strong offensive performance in the first half, totaling 312 yards. The home team scored four plays into its first possession of the game, causing concern for the visitors.

The four plays took only 51 seconds as quarterback Chandler Morris connected with receiver JP Richardson for a 59-yard touchdown reception, giving the Horned Frogs a 7-0 lead.

Before the end of the opening quarter, West Virginia answered the score behind the running of quarterback Garrett Greene, whose 35-yard run tied the score at 7-7. Greene's 30-yard completion to Devin Carter set up the scoring run.

TCU outscored the Mountaineers, 14-7, in the second quarter. Driving 81 yards, the Horned Frogs regained the lead on Morris' 31-yard touchdown run.

West Virginia again answered the TCU score with a 1-yard run from CJ Donaldson Jr. to tie the game at 14-14 with 1:50 left in the half.

Disaster struck for the Mountaineers in the final minute as the defense was unable to keep TCU off the board. Morris hit Dylan Wright for a 36-yard scoring strike with just 24 seconds left to take a 21-14 advantage at the half.

West Virginia's defense might have given up 312 yards in the first two quarters, but the unit had a strong second half, holding TCU to just 1 yard in the third quarter and 121 total yards and zero points in the second half.

In the third quarter, the Mountaineers tied the game at 21-21 on Greene's second touchdown run in the game, a 1-yarder.

After the TCU defense turned away the Mountaineer offense with a goal-line stand, WVU took its first lead off the leg of kicker Michael Hayes, who converted a 49-yard field goal with 9:23 remaining.

The Horned Frogs then embarked on two straight drives to win the game or send it to overtime and both times, the Mountaineer defense came up big.

The first play came from tackle Mike Lockhart, who blocked a 46-yard field goal attempt from TCU kicker Griffin Kell. On the Horned Frogs' next possession, fellow defensive lineman Sean Martin reached up to block Kell's 55-yard, game-tying attempt with 32 seconds remaining to seal the upset victory for the visitors.

While West Virginia won the game, it also suffered injuries to key defensive starters Aubrey Burks and Trey Lathan as both were carted off the field. Linebacker Lee Kpogba picked up the defense with 11 tackles, and Greene led the offense with 80 yards rushing and 142 passing.

TCU got 298 yards passing from Morris and two touchdowns, while Jamoi Hodge and Shad Banks combined for 19 tackles.

Final numbers showed West Virginia with 201 yards rushing and 142 passing for 343 total yards. The Horned Frogs came in at 135 on the ground and 298 through the air for 433 offensive yards.

The win improved West Virginia to 4-1 on the season and 2-0 in the Big 12, while TCU dropped to 3-2 overall and 1-1 in conference play.

Scoring and Statistical Summary

	1	2	3	4	F
West Virginia	7	7	7	3	24
TCU	7	14	0	0	21

1st	TCU - JP Richardson 59 pass from Chandler Morris (Griffin Kell kick)
	WVU - Garrett Greene 35 rush (Michael Hayes kick)
2nd	TCU - Morris 31 rush (Kell kick)
	WVU - CJ Donaldson 1 rush (Hayes kick)
	TCU - Dylan Wright 36 pass from Morris (Kell kick)
3rd	WVU - Greene 1 rush (Hayes kick)
4th	WVU - Hayes 49 FG

	WVU	TCU
First Downs	21	23
Rushes/Yards	43/201	38/135
Passing Yardage	142	298
Passes	10/21/0	23/41/0
Punts	5/230/46.0	5/218/43.6
Fumbles/Lost	1/0	1/0
Return Yardage	50	44
Penalties/Yards	2/10	7/39
Time of Possession	33:27	26:33

WVU RUSHING: Greene 12-80, Donaldson 22-61; WVU PASSING: Greene 10-21-0-142; WVU RECEIVING: Clement 3-43; WVU TACKLES (TFL/QS): Kpogba (1/1), Bishop 9; WVU INTERCEPTIONS: None.

TCU RUSHING: Bailey 19-55, Morris 11-51; TCU PASSING: Morris 23-41-0-298; TCU RECEIVING: Williams 4-59, Richardson 3-87, Wright 3-60; TCU TACKLES (TFL/QS): Hodge 10, Banks 9 (1/0), Obiazor 8 (1/0); TCU INTERCEPTIONS: None.

Attendance - 43,746

HOUSTON, TEXAS (Oct. 12, 2023) - Houston executed a 49-yard, Hail Mary pass, on the game's last play to defeat West Virginia, 41-39, at TDECU Stadium.

The game saw the two teams combine for 42 points in the fourth quarter as it took every tick of the clock to determine the winner on a Thursday night in front of a FS1 national television audience.

The game saw West Virginia run 82 offensive plays compared to 53 for the Cougars. The Mountaineers possessed the ball 13 minutes longer, but Houston used the quick strike on special teams and offense for the victory.

West Virginia marched down field on its first possession as the Mountaineers traveled 82 yards but could only come away with a 27-yard field goal from kicker Michael Hayes.

West Virginia's 3-0 lead didn't last long as Houston's talented kick returner, Matthew Golden, took the ensuing kickoff 100 yards, giving the Cougars a 7-3 lead with 4:03 left in the quarter.

The Mountaineers regained the lead with 13 seconds left in the opening frame as running back CJ Donaldson Jr., scored on a 5-yard run. Donaldson also contributed an 18-yard reception in the 69-yard scoring drive.

The Cougars closed the first-half scoring, when quarterback Donovan Smith rushed in from 2 yards out with 25 seconds left in the first half. Even though West Virginia outgained Houston 197-109 in total yards, the Cougars still led 14-10 at the half.

West Virginia's third quarter started off strong as the Mountaineers converted a 35-yard flea flicker from quarterback Garrett Greene to receiver Traylon Ray four plays into the quarter.

The scoring play gave the Mountaineers a 17-14 lead, which held until the 5:09 mark of the third as Houston took a 21-17 advantage on a 15-yard touchdown pass from Smith to Joseph Manjack.

The wild fourth quarter began with a Greene 1-yard touchdown run with 14:09 left, ending a 78-yard drive for the Mountaineers.

Trailing 24-21, Houston then scored on its next two possessions to open up a 35-24 advantage with 7:28 left. Smith connected with Sam Brown for an 8-yard score and then followed with a 21-yard scoring strike to Stephon Johnson for the 11-point lead.

But Greene would not let the Mountaineers go quietly as he led a 75-yard scoring drive capped by his 8-yard run. WVU's two-point conversion was successful, and the Mountaineers trailed 35-32 with 3:34 left in the game.

The Mountaineer defense gave the offense the ball back, and Greene took full advantage, completing passes of 17 and 21 yards before a 50-yard aerial strike to Hudson Clement for a 39-35 Mountaineer lead with 12 seconds remaining.

An unsportsmanlike penalty pushed the ensuing kickoff back 15 yards and ended up giving the Cougars the ball near midfield. Smith completed an 8-yard pass before heaving the 49-yard game winner into the end zone, which was caught by Johnson for the victory.

Greene passed for a career-high 391 yards in the game with 116 of those yards going to receiver Devin Carter. West Virginia totaled 546 total yards compared to 393 for Houston.

The game was the first-ever meeting on the gridiron for the two teams. The Mountaineers fell to 4-2 on the season, while Houston evened its record at 3-3.

GAME 6: HOUSTON 41, WEST VIRGINIA 39



GARRETT GREENE

SEAN MARTIN

Scoring and Statistical Summary

	1	2	3	4	F
West Virginia	10	0	7	22	39
Houston	7	7	7	20	41

1st	WVU - Michael Hayes 27 FG HOU - Matthew Golden 100 kickoff return (Jack Martin kick) WVU - CJ Donaldson 5 rush (Hayes kick)
2nd	HOU - Donovan Smith 2 rush (Martin kick)
3rd	WVU - Traylon Ray 35 pass from Garrett Greene (Hayes kick) HOU - Joseph Manjack 15 pass from Smith (Martin kick)
4th	WVU - Greene 1 rush (Hayes kick) HOU - Sam Brown 8 pass from Smith (Martin kick) HOU - Stephon Johnson 21 pass from Smith (Martin kick) WVU - Greene 8 rush (Ray conversion pass from Greene) WVU - Hudson Clement 50 pass from Greene (Hayes kick) HOU - Johnson 49 pass from Smith

	WVU	HOU
First Downs	26	20
Rushes/Yards	44/155	26/140
Passing Yardage	391	253
Passes	20/28/1	21/27/0
Punts	4/158/39.5	6/247/41.2
Fumbles/Lost	1/0	0/0
Return Yardage	95	202
Penalties/Yards	8/84	7/70
Time of Possession	36:46	23:14

WVU RUSHING: Donaldson 17-66, Greene 12-47; WVU PASSING: Greene 20-38-1-391; WVU RECEIVING: Carter 5-116, Taylor 5-62; WVU TACKLES (TFL/QS): Ruffin 7, Bartlett 7; WVU INTERCEPTIONS: None.

HOU RUSHING: Sneed 7-78; HOU PASSING: Smith 21-27-0-253; HOU RECEIVING: Johnson 4-96, Manjack 4-55; HOU TACKLES (TFL/QS): Haulcy 15 (1/0), Morris 9 (1/0), Nwankwo 9 (2/0); HOU INTERCEPTIONS: Hypolite.

Attendance - 32,152

MORGANTOWN, W.Va. (Oct. 21, 2023) - Oklahoma State used a bruising running game to defeat West Virginia by a 48-34 score on Homecoming Day in Morgantown.

Rain fell off and on during the contest, but that didn't slow Oklahoma State running back Ollie Gordon as he finished with 282 rushing yards, four touchdowns and an average of 9.7 yards per carry. Gordon seemed to get stronger as the game went on, totaling 149 rushing yards and three touchdowns in the fourth quarter alone.

It was obvious that West Virginia had no answer for him, but the Mountaineers still took a 24-20 lead into the fourth quarter before a muffed punt and untimely penalties in the quarter took their toll on the home team.

The Cowboys started strong, taking a 10-0 lead after one quarter of play behind a 37-yard field goal from Alex Hale and Gordon's first touchdown in the game, which was a 2-yard run.

However, West Virginia not only used the second quarter to claw back into the game, but the Mountaineers took a 17-13 lead into the locker room at the half.

West Virginia outscored the Cowboys, 17-3, in the second quarter behind a 3-yard rush from running back Justin Johnson Jr., a 34-yard field goal from kicker Michael Hayes and a beautiful 45-yard touchdown strike from quarterback Garrett Greene to receiver Devin Carter.

OSU's lone score in the quarter was a 29-yard field goal from Hale, and statistically, the first half played mostly even for the two teams.

It wasn't until the fourth quarter where Oklahoma State's dominance started to take over as the third quarter played evenly as well.

The Cowboys regained the lead in the third behind a 5-yard scoring pass from quarterback Alan Bowman to receiver Jaden Bray.

The Mountaineers bounced back later in the quarter and regained the advantage on Greene's 32-yard touchdown strike to EJ Horton, giving the home team a 24-20 lead heading to the fourth.

OSU outscored the Mountaineers, 28-10, in the fourth. After a muffed punt set up a 16-yard scoring run by Gordon early in the quarter, WVU would not lead again. Hayes converted his second field goal to tie the score at 27-27 with 9:39 left but missed tackles and the powerful running from Gordon ended any hopes of a WVU win.

In the final 9:39, Oklahoma State added a 29-yard touchdown pass from Bowman to Brennan Presley and long scoring runs of 46 and 53 yards by Gordon to capture the Big 12 road win. WVU's lone touchdown in the fourth came at the 2:37 mark on CJ Donaldson Jr.'s 3-yard rush, but it wasn't enough.

Greene again proved to be a tough competitor as he finished with 249 yards passing and two scores, while rushing for an additional 117 yards to lead the Mountaineers.

Aside from Gordon's impressive performance, Bowman played a solid game with 210 yards passing and two touchdowns. Cowboy defenders Nickolas Martin, Kendal Daniels and Collin Oliver combined for 38 tackles to pace the defense for the visitors.

Final numbers showed West Virginia with 226 rushing yards and 249 passing to total 475 yards of offense. Oklahoma State finished with 281 yards on the ground and 210 through the air for 491 total yards. Considering lost yardage by his teammates, Gordon's 282 rushing yards was the entire team's effort.

The win allowed Oklahoma State to continue its dominance over WVU. OSU leads the series 10-5 overall and 9-3 in Big 12 play.

GAME 7: OKLAHOMA STATE 48, WEST VIRGINIA 34



BEN CUTTER

EJ HORTON

Scoring and Statistical Summary

	1	2	3	4	F
Oklahoma State.....	10	3	7	28	48
West Virginia	0	17	7	10	34

1st	OSU - Alex Hale 37 FG OSU - Ollie Gordon 2 rush (Hale Martin kick)
2nd	WVU - Justin Johnson 3 rush (Michael Hayes kick) WVU - Hayes 34 FG OSU - Hale 29 FG WVU - Devin Carter 45 pass from Garrett Greene (Hayes kick)
3rd	OSU - Jaden Bray 5 pass from Alan Bowman (Hale kick) WVU - EJ Horton 32 passs from Greene (Hayes kick)
4th	OSU - Gordon 16 rush (Hale kick) WVU - Hayes 29 FG OSU - Brennan Presley 29 pass from Bowman (Hale kick) OSU - Gordon 46 rush (Hale kick) WVU - Donaldson 3 rush (Hayes kick) OSU - Gordon 53 rush (Hale kick)

	OSU	WVU
First Downs	21	24
Rushes/Yards	33/281	44/226
Passing Yardage	210	249
Passes	24/36/1	15/30/1
Punts	3/115/38.3	3/136/45.3
Fumbles/Lost	1/1	2/2
Return Yardage	82	21
Penalties/Yards	7/65	5/55
Time of Possession	27:24	32:36

WVU RUSHING: Greene 16-117, Johnson 14-72; WVU PASSING: Greene 15-30-1-249; WVU RECEIVING: Fox 4-81, Horton 3-79, Carter 3-54; WVU TACKLES (TFL/QS): Wilson 8, Cutter 7 (1/0); WVU INTERCEPTIONS: Wilson.

OSU RUSHING: Gordon 29-282; OSU PASSING: Bowman 24-36-1-210; OSU RECEIVING: Presley 9-62; OSU TACKLES (TFL/QS): Martin 17 (2/0), Daniels 11 (1/0), Oliver 10 (1/1); OSU INTERCEPTIONS: Black.

Attendance - 51,870

GAME 8: WEST VIRGINIA 41, UCF 28

ORLANDO, Fla. (Oct. 28, 2023) - West Virginia got a big road victory with a 41-28 decision at UCF in front of 44,136 fans at FBC Mortgage Stadium.

The Mountaineers took advantage of four UCF turnovers, three interceptions and one fumble, and scored 21 points off those Knight miscues to propel them to victory.

West Virginia quarterback Garrett Greene turned in yet another strong performance with three rushing touchdowns to lead the visitors. Greene's final numbers showed 55 yards rushing and 156 yards passing to go along with those three scores. The three rushing touchdown performance was the first by a Mountaineer quarterback since Pat White turned in three in 2008.

The Mountaineers struck first on the opening drive of the game, marching 75 yards to take a 7-0 lead on Greene's 6-yard run.

The advantage didn't last long as UCF answered on its first drive, when quarterback John Rhys Plumlee connected with Kobe Hudson for a 34-yard scoring toss.

WVU answered before the end of the first quarter with a 24-yard field goal by kicker Michael Hayes, which ended a 71-yard drive.

Second quarter action saw West Virginia extend its lead to 17-7, when running back Jahiem White scored on a 4-yard rush. The 64-yard scoring drive was set up by Beanie Bishop Jr.'s interception and subsequent 31-yard return.

UCF closed the first-half scoring on an 8-yard run from Plumlee to put the score at 17-14 in favor of the visitors at the intermission.

UCF got the ball first to start the third quarter and drove to the WVU 32-yard line before Bishop grabbed his second interception and returned it 20 yards. Greene and the Mountaineer offense took it from there, driving the remaining 68 yards to take a 24-14 lead on Greene's 7-yard run.

The Knights would not go away and closed their deficit to 24-21 later in the third, when Plumlee hit Javon Baker for a 7-yard scoring pass with 5:25 left.

However, that would be the Knights' last points until the final minute of the game, as West Virginia scored the game's next 17 points. Linebacker Lee Kpogba's sack and forced fumble by Plumlee at the 1:10 mark of the third quarter provided the spark for the 17-0 run.

Greene's 1-yard touchdown run at the start of the fourth quarter opened up a 31-21 advantage. Running back CJ Donaldson Jr., got in on the scoring with a 6-yard touchdown, which was set up by Greene's 13-yard completion to EJ Horton on fourth-and-2. Hayes ended the scoring run with a 41-yard field goal, putting the score at 41-21 with 5:07 left to play.

The Knights added a score late, but when West Virginia recovered the onside kick and Donaldson scampered for 32 yards, all that was left for the visitors to do was take a knee to end the game.

Aside from Greene's numbers, Donaldson added 121 yards rushing, and White chipped in 85 yards on the ground.

For the Knights, Plumlee finished with 274 yards passing and three scores, while RJ Harvey turned in 100 yards rushing.

Final numbers showed West Virginia with 286 rushing yards and 164 passing for 450 total yards. UCF gained 189 yards on the ground and 274 through the air for 463 total yards.

The win gave West Virginia a 3-0 lead in the all-time series against UCF with a 2-0 mark in Orlando. As conference members of the Big 12, the Mountaineers are 1-0 vs. UCF.



GARRETT GREENE

LEE KPOGBA

Scoring and Statistical Summary

	1	2	3	4	F
West Virginia	10	7	7	17	41
UCF	7	7	7	7	28

1st	WVU - Garrett Greene 6 rush (Michael Hayes kick)
	UCF - Kobe Hudson 34 pass from John Rhys Plumlee (Colton Boomer kick)
	WVU - Hayes 24 FG
2nd	WVU - Jahiem White 4 rush (Hayes kick)
	UCF - Plumlee 8 rush
3rd	WVU - Greene 7 rush (Hayes kick)
	UCF - Javon Baker 7 pass from Plumlee (Boomer kick)
4th	WVU - Greene 1 rush (Hayes kick)
	WVU - Donaldson 6 rush (Hayes kick)
	WVU - Hayes 41 FG
	UCF - Hudson 16 pass from Plumlee (Hale kick)

	WVU	UCF
First Downs	25	27
Rushes/Yards	50/286	33/189
Passing Yardage	164	274
Passes	15/24/0	25/36/3
Punts	2/84/42.0	1/36/36.0
Fumbles/Lost	3/1	1/1
Return Yardage	70	18
Penalties/Yards	4/35	6/56
Time of Possession	36:06	23:54

WVU RUSHING: Donaldson 17-121, White 9-85; WVU PASSING: Greene 14-23-0-156; WVU RECEIVING: Carter 3-47, Fox 3-33; WVU TACKLES (TFL/QS): Kpogba 8 (1/1); WVU INTERCEPTIONS: Bishop (2), Floyd.

UCF RUSHING: Harvey 14-100; UCF PASSING: Plumlee 25-36-3-274; UCF RECEIVING: Hudson 3-66, Baker 4-43; UCF TACKLES (TFL/QS): Johnson 11; UCF INTERCEPTIONS: None.

Attendance - 44,136

MORGANTOWN, W.Va. (Nov. 4, 2023) - West Virginia turned in one of its most complete performances of the 2023 season with a convincing, 37-7 victory over the visiting BYU Cougars.

The Mountaineers got 100-yard rushing performances from Jahiem White and CJ Donaldson Jr., to lead a strong offensive attack as the home team scored the game's first 37 points.

Defensively, West Virginia held the visitors to just 67 yards rushing as the Cougars could not light their side of the scoreboard until 6:24 left in the contest.

West Virginia was playing BYU for only the second time in its history, the first time in Morgantown and the first time as members of the Big 12 Conference.

The Mountaineers jumped on the Cougars early and never looked back as they took the game's opening drive 75 yards on 11 plays to grab a 7-0 lead on Donaldson's 2-yard run.

Donaldson gave the Mountaineers a 14-0 advantage later in the quarter on his 1-yard plunge, ending a 52-yard scoring drive.

In the second quarter, West Virginia added three scores to up its lead to 27-0 at the half. The first came at the 10:47 mark, when kicker Michael Hayes connected on a 46-yard field goal.

Quarterback Garrett Greene tossed the first of his two touchdown passes in the game with 2:18 left in the half as his 12-yard strike to receiver Preston Fox gave the home team a 24-0 edge.

Later, as time expired, Hayes added his second field goal, this time from 22 yards, as the Mountaineers turned in an impressive 78-yard drive to take the 27-point lead into the locker room. The drive was set up by Aubrey Burks' forced fumble and recovery at the WVU 18-yard line to halt a Cougar scoring threat.

West Virginia put the game out of reach with a 10-point third quarter. Hayes was again spot on with his kicking as his third field goal in the game was good from 23 yards out.

Tight end Kole Taylor finished the Mountaineer scoring with a 43-yard touchdown reception from Greene with 1:09 left in the third. Taylor's touchdown ended another impressive drive as WVU drove 85 yards in seven plays, while also taking 4:14 off the clock.

The Cougars ended any chance of a WVU shutout as they got on the board with 6:24 left in the game. Running back Aidan Robbins scampered in from 10 yards out, ending an eight-play, 62-yard drive.

White finished the game for the Mountaineers with a career-high 146 yards rushing as he turned in the second 100-yard rushing performance of his freshman season. Meanwhile, Donaldson turned in his second straight 100-yard rushing game with 102 yards and two touchdowns.

Aside from the rushing numbers from White and Donaldson, West Virginia got 205 yards passing from Greene and 56 yards on three catches from receiver Devin Carter. The Mountaineer defensive effort was led by linebacker Lee Kpogba with eight tackles.

BYU quarterback Jake Retzlaff led the Cougar attack with 210 yards passing. Max Tooley and Eddie Heckard led the BYU defense as they combined for 22 tackles.

Final numbers showed West Virginia with 336 yards rushing and 231 passing to total 567 yards of offense. The 336 yards rushing was a team high for West Virginia in the Neal Brown era. BYU came in at 210 yards through the air and 67 on the ground for 277 yards of offense.

The win gave West Virginia a 2-0 mark in the all-time series with BYU and a 1-0 record against the Cougars in Big 12 play.

GAME 9: WEST VIRGINIA 37, BYU 7



JAHIEM WHITE

BEN CUTLER

Scoring and Statistical Summary

	1	2	3	4	F
BYU	0	0	0	7	7
West Virginia	14	13	10	0	37

1st	WVU - CJ Donaldson 2 rush (Michael Hayes kick)
	WVU - Donaldson 1 rush (Hayes kick)
2nd	WVU - Hayes 46 FG
	WVU - Preston Fox 12 pass from Garrett Greene (Hayes kick)
	WVU - Hayes 22 FG
3rd	WVU - Hayes 23 FG
	WVU - Kole Taylor 43 pass from Greene (Hayes kick)
4th	BYU - Aidan Robbins 10 rush (Will Ferrin kick)

	BYU	WVU
First Downs	20	30
Rushes/Yards	21/67	48/336
Passing Yardage	210	231
Passes	24/42/0	16/28/0
Punts	4/181/45.2	1/37/37.0
Fumbles/Lost	1/1	0/0
Return Yardage	104	0
Penalties/Yards	10/98	10/71
Time of Possession	24:33	35:27

WVU RUSHING: White 16-146, Donaldson 14-102; WVU PASSING: Greene 12-24-0-205; WVU RECEIVING: Carter 3-56, Ray 3-42; WVU TACKLES (TFL/QS): Kpogba 8 (2/0), Floyd 7 (1/0); WVU INTERCEPTIONS: None.

BYU RUSHING: Robbins 10-37; BYU PASSING: Retzlaff 24-42-0-210; BYU RECEIVING: Kingston 6-57, Marion 6-53, Roberts 6-53; BYU TACKLES (TFL/QS): Tooley 12 (1/0), Heckard 10; INTERCEPTIONS: None.

Attendance - 50,266



**2023-24 West Virginia Football
Results and Comparison
All games**

Page 1/1
as of Nov 12, 2023

	Date	Opponent		Score	Overall	Conf	Time	Attend
	09/02/2023	at Penn St.	L	15-38	0-1	0-0	3:14	110747
	09/09/2023	Duquesne	W	56-17	1-1	0-0	5:09	50037
	09/16/2023	Pittsburgh	W	17-6	2-1	0-0	3:19	61106
*	09/23/2023	Texas Tech	W	20-13	3-1	1-0	3:41	50071
*	09/30/2023	at TCU	W	24-21	4-1	2-0	3:46	43736
*	10/12/2023	at Houston	L	39-41	4-2	2-1	3:35	32152
*	10/21/2023	Oklahoma St.	L	34-48	4-3	2-2	3:39	51870
*	10/28/2023	at UCF	W	41-28	5-3	3-2	3:19	44136
*	11/04/2023	BYU	W	37-7	6-3	4-2	3:27	50266
*	11/11/2023	at Oklahoma	L	20-59	6-4	4-3	3:35	83525

Opponent	Score	Total	First Downs			Rushing Number-Yards	Passing		Total Offense Plays-Yards	Return Yards	Turn- Overs
			Rush	Pass	Pen		Comp-Att.-Int	Yards			
Penn St.	15-38	17 / 27	10 / 9	7 / 16	0 / 2	40-146 / 35-146	16-27-0 / 22-30-0	162 / 332	67-308 / 65-478	24 / 17	0 / 0
Duquesne	56-17	30 / 10	17 / 1	12 / 9	1 / 0	49-304 / 28-3	17-32-0 / 15-32-2	315 / 231	81-619 / 60-234	66 / 0	2 / 2
Pittsburgh	17-6	14 / 12	9 / 8	3 / 3	2 / 1	51-151 / 36-130	6-11-0 / 8-20-3	60 / 81	62-211 / 56-211	99 / 71	1 / 3
Texas Tech	20-13	16 / 18	7 / 11	4 / 7	5 / 0	42-157 / 38-160	13-22-2 / 15-43-0	99 / 161	64-256 / 81-321	76 / 134	2 / 0
TCU	24-21	21 / 23	10 / 12	7 / 11	4 / 0	43-201 / 38-135	10-21-0 / 23-41-0	142 / 298	64-343 / 79-433	50 / 44	0 / 0
Houston	39-41	26 / 20	11 / 4	14 / 13	1 / 3	44-155 / 26-140	20-38-1 / 21-27-0	391 / 253	82-546 / 53-393	95 / 202	1 / 0
Oklahoma St.	34-48	24 / 21	13 / 9	9 / 10	2 / 2	44-226 / 33-281	15-30-1 / 24-36-1	249 / 210	74-475 / 69-491	21 / 82	3 / 2
UCF	41-28	25 / 27	16 / 11	7 / 15	2 / 1	50-286 / 33-189	15-24-0 / 25-36-3	164 / 274	74-450 / 69-463	70 / 18	1 / 4
BYU	37-7	30 / 20	15 / 7	10 / 12	5 / 1	48-336 / 21-67	16-28-0 / 24-42-0	231 / 210	76-567 / 63-277	0 / 104	0 / 1
Oklahoma	20-59	17 / 25	10 / 10	5 / 15	2 / 0	41-176 / 42-221	10-31-2 / 23-36-0	154 / 423	72-330 / 78-644	60 / 42	2 / 1
Totals	303-278	220 / 203	118 / 82	78 / 111	24 / 10	452-2138 / 330-1472	138-264-6 / 200-343-9	1967 / 2473	716-4105 / 673-3945	561 / 714	12 / 13



2023-24 West Virginia Football
Overall Team Statistics
All games

Page 1/2
as of Nov 12, 2023

Team Statistics

	WVU	OPP
Scoring	303	278
Points per game	30.3	27.8
Points Off Turnovers	41	41
First Downs	220	203
Rushing	118	82
Passing	78	111
Penalty	24	10
Rushing Yardage	2138	1472
Yards gained rushing	2294	1683
Yards lost rushing	156	211
Rushing attempts	452	330
Average per rush	4.7	4.5
Average per game	213.8	147.2
TDs Rushing	24	13
Passing Yardage	1967	2473
Comp-Att-Int	138-264-6	200-343-9
Average per pass	7.5	7.2
Average per catch	14.3	12.4
Average per game	196.7	247.3
TDs Passing	14	22
Total offense	4105	3945
Total plays	716	673
Average per play	5.7	5.9
Average per game	410.5	394.5
Kick returns: #-Yards	14-272	28-660
Punt returns: #-Yards	17-143	12-0
Int returns: #-Yards	9-146	6-54
Kick return average	19.4	23.6
Punt return average	8.4	0.0
Int return average	16.2	9.0
Fumbles-Lost	10-6	8-4
Penalties-Yards	48-432	64-589
Average per game	43.2	58.9
Punts-Yards	37-1518	41-1751
Average per punt	41.0	42.7
Net punt average	41.4	38.0
Kickoffs-Yards	57-3570	53-3146
Average per kick	62.6	59.4
Net kick average	39.1	39.6
Time of possession / game	33:35	26:25
3rd-down conversion	56/140	51/132
3rd-down pct	40%	39%
4rd-down conversion	16/31	10/21



2023-24 West Virginia Football
Overall Team Statistics
All games

Page 2/2
as of Nov 12, 2023

	WVU	OPP
4rd-down pct	52%	48%
Sacks by-Yards	20-135	9-53
Misc Yards	0	0
Touchdowns scored	38	36
Field goals - attempts	12-14	9-16
On-Side kicks	0-2	1-1
Red-zone scores	(38-45) 84%	(29-34) 85%
Red-zone touchdowns	(29-45) 64%	(21-34) 62%
PAT-attempts	(35-35) 100%	(35-35) 100%
2-point conversion-attempts	(2-3) 67%	(0-0) 0%
Attendance	263350	314296
Games / Avg per game	5/52670	5/62859
Neutral site games	-	0/0

Score by Periods

Team	1st	2nd	3rd	4th	OT	TOT
West Virginia	62	99	61	81	0	303
Opponents	65	61	49	103	0	278



2023-24 West Virginia Football Individual Statistics All games

Page 1/3
as of Nov 12, 2023

Rushing

Player	gp	att	gain	loss	net	avg	td	lg	avg/g
CJ Donaldson	10	161	774	19	755	4.7	10	32	75.5
Jahiem White	9	59	467	12	455	7.7	2	39	50.6
Garrett Greene	9	86	489	38	451	5.2	8	35	50.1
Jaylen Anderson	6	41	141	12	129	3.1	1	15	21.5
Nicco Marchiol	7	34	166	42	124	3.6	1	22	17.7
Justin Johnson Jr.	7	32	119	11	108	3.4	1	30	15.4
Rodney Gallagher	9	14	85	0	85	6.1	0	15	9.4
DJ Oliver	4	10	38	0	38	3.8	1	6	9.5
EJ Horton	8	2	8	0	8	4.0	0	4	1.0
Jarel Williams	9	1	4	0	4	4.0	0	4	0.4
Preston Fox	10	1	3	0	3	3.0	0	3	0.3
Team	10	11	0	22	-22	-2.0	0	0	-2.2
Total	10	452	2294	156	2138	4.7	24	39	213.8
Opponents	10	330	1683	211	1472	4.5	13	58	147.2

Passing

Player	gp	effic	comp-att-int	pct	yds	td	lg	avg/g
Garrett Greene	9	134.9	107-210-3	51.0	1699	12	70	188.8
Nicco Marchiol	7	96.9	30-53-3	56.6	247	2	29	35.3
Traylon Ray	9	276.4	1-1-0	100.0	21	0	21	2.3
Total	10	127.8	138-264-6	52.3	1967	14	70	196.7
Opponents	10	134.8	200-343-9	58.3	2473	22	72	247.3

Receiving

Player	gp	no.	yds	avg	td	lg	avg/g
Devin Carter	9	26	481	18.5	2	49	53.4
Kole Taylor	10	26	308	11.8	4	43	30.8
Preston Fox	10	20	293	14.7	2	34	29.3
Hudson Clement	8	13	311	23.9	4	70	38.9
Traylon Ray	9	12	164	13.7	1	49	18.2
EJ Horton	8	10	201	20.1	1	45	25.1
CJ Donaldson	10	9	59	6.6	0	18	5.9
Rodney Gallagher	9	5	43	8.6	0	14	4.8
Jaylen Anderson	6	4	42	10.5	0	10	7.0
Cortez Braham	4	3	17	5.7	0	9	4.3
Justin Johnson Jr.	7	2	4	2.0	0	3	0.6
Treyllan Davis	10	2	2	1.0	0	1	0.2
CJ Cole	9	2	17	8.5	0	10	1.9
Ja'Shaun Poke	1	2	11	5.5	0	11	11.0
Jeremiah Aaron	4	1	8	8.0	0	8	2.0
Jahiem White	9	1	6	6.0	0	6	0.7
Total	10	138	1967	14.3	14	70	196.7
Opponents	10	200	2473	12.4	22	72	247.3

Punt Returns

Player	no.	yds	avg	td	lg
Preston Fox	15	145	9.7	0	20
Jacolby Spells	1	-4	-4.0	0	0
Total	17	143	8.4	0	20
Opponents	12	0	0.0	0	11

Interceptions

Player	no.	yds	avg	td	lg
Beanie Bishop Jr.	4	86	21.5	0	40
Malachi Ruffin	1	0	0.0	0	0
Marcis Floyd	1	0	0.0	0	0
Aubrey Burks	1	26	26.0	0	26
Avery Wilcox	1	34	34.0	0	34
Anthony Wilson	1	0	0.0	0	0
Total	9	146	16.2	0	40
Opponents	6	54	9.0	0	21

Kick Returns

Player	no.	yds	avg	td	lg
Jahiem White	6	110	18.3	0	24
Preston Fox	4	93	23.3	0	33
Beanie Bishop Jr.	4	69	17.3	0	20
Total	14	272	19.4	0	33
Opponents	28	660	23.6	1	100

Fumble Returns

Player	no.	yds	avg	td	lg
Jared Bartlett	1	0	0.0	0	0
Jalen Thornton	1	0	0.0	0	0
Aubrey Burks	1	0	0.0	0	0
Hudson Clement	1	0	0.0	0	0
Total	4	0	0.0	0	0
Opponents	6	0	0.0	0	0



2023-24 West Virginia Football Individual Statistics All games

Page 2/3
as of Nov 12, 2023

Scoring

Player	td	fg	PAT						pts
			kick	rush	rcv	pass	dxp	saf	
Michael Hayes	-	12-14	33-33	-	-	-	-	-	69
CJ Donaldson	10	-	-	-	1	-	-	-	62
Garrett Greene	8	-	-	-	-	2	-	-	48
Hudson Clement	4	-	-	-	-	-	-	-	24
Kole Taylor	4	-	-	-	-	-	-	-	24
Preston Fox	2	-	-	-	-	-	-	-	12
Devin Carter	2	-	-	-	-	-	-	-	12
Jahiem White	2	-	-	-	-	-	-	-	12
Traylon Ray	1	-	-	-	1	-	-	-	8
Justin Johnson Jr.	1	-	-	-	-	-	-	-	6
Nicco Marchiol	1	-	-	-	-	-	-	-	6
Jaylen Anderson	1	-	-	-	-	-	-	-	6
EJ Horton	1	-	-	-	-	-	-	-	6
DJ Oliver	1	-	-	-	-	-	-	-	6
Danny King	-	-	2-2	-	-	-	-	-	2
Total	38	12-14	35-35	0	2	2	0	0	303
Opponents	36	9-16	35-35	0	0	0	0	0	278

Field Goals

Player	fg	pct.	01-19	20-29	30-39	40-49	50-99	lg	blk
Michael Hayes	12-14	85.7	0-0	6-6	1-1	5-6	0-1	49	0
Opponents	9-16	56.3	0-0	4-4	5-8	0-1	0-3	39	2

FG Sequence

Team Name	West Virginia	Opponents
Pittsburgh	(42)	(21),(36)
Texas Tech	(28),(46)	(39),(34)
TCU	58,(49)	53,46,55
Houston	(27)	
Oklahoma St.	(34),(29)	(37),(29),31
UCF	(24),(41)	
BYU	(46),(22),(23)	50
Oklahoma	48	(23)
Penn St.		38,34,(25)
Duquesne		(39)

Numbers in (parentheses) indicate field goal was made

Total Offense

Player	g	plays	rush	pass	total	avg/g
Garrett Greene	9	296	451	1699	2150	238.9
CJ Donaldson	10	161	755	0	755	75.5
Jahiem White	9	59	455	0	455	50.6
Nicco Marchiol	7	87	124	247	371	53.0
Jaylen Anderson	6	41	129	0	129	21.5
Justin Johnson Jr.	7	32	108	0	108	15.4
Rodney Gallagher	9	14	85	0	85	9.4
DJ Oliver	4	10	38	0	38	9.5
Traylon Ray	9	1	0	21	21	2.3
EJ Horton	8	2	8	0	8	1.0
Jarel Williams	9	1	4	0	4	0.4
Preston Fox	10	1	3	0	3	0.3
Team	10	0	-22	0	-22	-2.2
Total	10	716	2138	1967	4105	410.5
Opponents	10	673	1472	2473	3945	394.5

Punting

Player	no.	yds	avg	lg	tb	fc	i20	50+	blk
Oliver Straw	35	1492	42.6	58	0	16	16	6	0
Leighton Bechdel	1	26	26.0	26	0	0	0	0	0
Team	1	0	0.0	0	0	0	0	0	1
Total	37	1518	41.0	58	0	16	16	6	1
Opponents	41	1751	42.7	57	1	15	8	9	1

Kickoffs

Player	no.	yds	avg	tb	ob	retn	net	ydln
Michael Hayes	53	3310	62.5	19	0			
Danny King	4	260	65.0	2	0			
Total	57	3570	62.6	21	0	28	39.1	25
Opponents	53	3146	59.4	26	2	14	39.6	25



2023-24 West Virginia Football
Individual Statistics
All games

Page 3/3
as of Nov 12, 2023

All Purpose

Player	g	rush	rcv	pr	kr	ir	total	avg/g
CJ Donaldson	10	755	59	0	0	0	814	81.4
Jahiem White	9	455	6	0	110	0	571	63.4
Preston Fox	10	3	293	145	93	0	534	53.4
Devin Carter	9	0	481	0	0	0	481	53.4
Garrett Greene	9	451	0	0	0	0	451	50.1
Hudson Clement	8	0	311	0	0	0	311	38.9
Kole Taylor	10	0	308	0	0	0	308	30.8
EJ Horton	8	8	201	0	0	0	209	26.1
Jaylen Anderson	6	129	42	0	0	0	171	28.5
Traylon Ray	9	0	164	0	0	0	164	18.2
Beanie Bishop Jr.	10	0	0	0	69	86	155	15.5
Rodney Gallagher	9	85	43	0	0	0	128	14.2
Nicco Marchiol	7	124	0	0	0	0	124	17.7
Justin Johnson Jr.	7	108	4	0	0	0	112	16.0
DJ Oliver	4	38	0	0	0	0	38	9.5
Avery Wilcox	9	0	0	0	0	34	34	3.8
Aubrey Burks	9	0	0	0	0	26	26	2.9
CJ Cole	9	0	17	0	0	0	17	1.9
Cortez Braham	4	0	17	0	0	0	17	4.3
Ja'Shaun Poke	1	0	11	0	0	0	11	11.0
Jeremiah Aaron	4	0	8	0	0	0	8	2.0
Jarel Williams	9	4	0	0	0	0	4	0.4
Treylan Davis	10	0	2	0	0	0	2	0.2
Jacolby Spells	9	0	0	-4	0	0	-4	-0.4
Team	10	-22	0	2	0	0	-20	-2.0
Total	10	2138	1967	143	272	146	4666	466.6
Opponents	10	1472	2473	0	660	54	4659	465.9



2023-24 West Virginia Football
Overall Defense Statistics
All games

Page 1/2
as of Nov 12, 2023

Team Defense

			Tackles				Sacks	Pass defense			Fumbles	blkd		
##	Player	gp	ua	a	tot	tfl/yds	no-yds	int-yds	brup	qbh	fr-yds	ff	kick	saf
1	Lee Kpogba	10	34	37	71	5.5-22	2-15	.	1	7	.	1	.	.
12	Anthony Wilson	10	42	17	59	1.5-3	.	1-0	4
11	Beanie Bishop Jr.	10	43	11	54	0.5-1	.	4-86	19
10	Jared Bartlett	10	22	16	38	3-18	2.5-17	.	1	2	1-0	.	.	.
13	Hershey McLaurin	9	21	17	38	6-16	0.5-6	.	3	1
15	Ben Cutter	10	19	17	36	5-17	1-2	.	1
24	Marcis Floyd	8	20	14	34	3.5-19	1-14	1-0	4	5
2	Aubrey Burks	9	29	4	33	2.5-6	.	1-26	4	.	1-0	1	.	.
14	Malachi Ruffin	10	22	7	29	.	.	1-0	4
19	Trey Lathan	5	11	16	27	1-1	.	.	2	7	.	1	.	.
91	Sean Martin	10	11	12	23	4-13	1-7	.	.	4	.	.	1	.
54	Fatorma Mulbah	10	9	11	20	2.5-6
96	Edward Vesterinen	10	7	12	19	2-7	1-6	.	.	1
8	Tyrin Bradley	10	11	8	19	4-26	2.5-20	.	1
3	Tomiwa Durojaiye	10	8	10	18	5-19	3-13
93	Mike Lockhart	10	8	10	18	7-22	1.5-8	1	.
36	Caden Biser	10	9	5	14	1-1
5	Lance Dixon	6	11	3	14	1-1	.	.	1
94	Hammond Russell IV	9	3	5	8	0.5-6	0.5-6
97	Jalen Thornton	10	2	6	8	2.5-10	1.5-8	.	.	.	1-0	.	.	.
55	Davoan Hawkins	10	2	4	6	2-8	1-6	.	1	1	.	.	1	.
33	Jairo Faverus	7	3	2	5	0.5-1
6	Jacolby Spells	9	4	1	5	0.5-0	.	.	1
7	Andrew Wilson-Lamp	9	4	1	5
45	Taurus Simmons	9	3	2	5
32	Raleigh Collins III	7	3	2	5
18	Tirek Austin-Cave	3	.	3	3	0.5-1
0	Montre Miller	1	3	.	3
23	Keyshawn Cobb	2	.	2	2
20	DJ Oliver	4	1	1	2
92	Asani Redwood	8	.	2	2	0.5-7	0.5-7
54	Zach Frazier	10	.	2	2
34	Avery Wilcox	9	.	1	1	.	.	1-34
7	Traylon Ray	9	.	1	1
52	Corey McIntyre Jr.	2	1	.	1
99	Zeiqui Lawton	1	.	1	1	0.5-1
87	Kole Taylor	10	.	1	1
4	CJ Donaldson	10	.	1	1
22	Michael Hayes	10	1	.	1
5	Devin Carter	9	1	.	1
31	Christion Stokes	3	.	1	1	0.5-1



2023-24 West Virginia Football
Overall Defense Statistics
All games

Page 2/2
as of Nov 12, 2023

			Tackles				Sacks	Pass defense			Fumbles	blkd		
##	Player	gp	ua	a	tot	tfl/yds	no-yds	int-yds	brup	qbh	fr-yds	ff	kick	saf
55	Tomas Rimac	8	.	1	1
44	Oreyend Fisher	1	.	1	1	0.5-1
58	Nick Malone	10	.	1	1
22	Josiah Jackson	1	1	.	1
26	Justin Johnson Jr.	7	1	.	1
84	Hudson Clement	8	1-0	.	.	.
Totals		10	370	270	640	64-234	20-135	9-146	47	28	4-0	3	3	0
Opponents		10	384	346	730	50-126	9-53	6-54	34	16	6-0	4	1	0



2023-24 West Virginia Football Team Game-by-Game Comparison All games

Page 1/1
as of Nov 12, 2023

Opponent	Score	First Downs				Rushing Number-Yards	Passing		Total Offense Plays-Yards	Return Yards	Turn- Overs
		Total	Rush	Pass	Pen		Comp-Att-Int	Yards			
Penn St.	15-38	17 / 27	10 / 9	7 / 16	0 / 2	40-146 / 35-146	16-27-0 / 22-30-0	162 / 332	67-308 / 65-478	24 / 17	0 / 0
Duquesne	56-17	30 / 10	17 / 1	12 / 9	1 / 0	49-304 / 28-3	17-32-0 / 15-32-2	315 / 231	81-619 / 60-234	66 / 0	2 / 2
Pittsburgh	17-6	14 / 12	9 / 8	3 / 3	2 / 1	51-151 / 36-130	6-11-0 / 8-20-3	60 / 81	62-211 / 56-211	99 / 71	1 / 3
Texas Tech	20-13	16 / 18	7 / 11	4 / 7	5 / 0	42-157 / 38-160	13-22-2 / 15-43-0	99 / 161	64-256 / 81-321	76 / 134	2 / 0
TCU	24-21	21 / 23	10 / 12	7 / 11	4 / 0	43-201 / 38-135	10-21-0 / 23-41-0	142 / 298	64-343 / 79-433	50 / 44	0 / 0
Houston	39-41	26 / 20	11 / 4	14 / 13	1 / 3	44-155 / 26-140	20-38-1 / 21-27-0	391 / 253	82-546 / 53-393	95 / 202	1 / 0
Oklahoma St.	34-48	24 / 21	13 / 9	9 / 10	2 / 2	44-226 / 33-281	15-30-1 / 24-36-1	249 / 210	74-475 / 69-491	21 / 82	3 / 2
UCF	41-28	25 / 27	16 / 11	7 / 15	2 / 1	50-286 / 33-189	15-24-0 / 25-36-3	164 / 274	74-450 / 69-463	70 / 18	1 / 4
BYU	37-7	30 / 20	15 / 7	10 / 12	5 / 1	48-336 / 21-67	16-28-0 / 24-42-0	231 / 210	76-567 / 63-277	0 / 104	0 / 1
Oklahoma	20-59	17 / 25	10 / 10	5 / 15	2 / 0	41-176 / 42-221	10-31-2 / 23-36-0	154 / 423	72-330 / 78-644	60 / 42	2 / 1
Totals	303-278	220 / 203	118 / 82	78 / 111	24 / 10	452-2138 / 330-1472	138-264-6 / 200-343-9	1967 / 2473	716-4105 / 673-3945	561 / 714	12 / 13

Opponents	3rd Down Conversion	4th Down Conversion	Time of Possession	TOP Margin	Avg Yds/Rush	Avg Yds/Pass	Avg Yds/Play	Punting Number-Avg	Penalties Number-Yards	Sacks
Penn St.	4-14 / 3-9	3-6 / 1-1	31:16 / 28:44	02:32	3.7 / 4.2	6.0 / 11.1	4.6 / 7.4	4-42.0 / 2-37.5	5-55.0 / 1-5.0	1 / 3
Duquesne	6-13 / 5-16	3-5 / 0-1	31:39 / 28:21	03:18	6.2 / 0.1	9.8 / 7.2	7.6 / 3.9	2-39.0 / 7-38.1	4-30.0 / 3-35.0	3 / 1
Pittsburgh	4-12 / 4-13	1-3 / 0-2	33:13 / 26:47	06:26	3.0 / 3.6	5.5 / 4.1	3.4 / 3.8	4-33.3 / 4-51.0	4-52.0 / 9-65.0	1 / 2
Texas Tech	3-13 / 2-18	1-1 / 5-8	34:50 / 25:10	09:40	3.7 / 4.2	4.5 / 3.7	4.0 / 4.0	6-41.0 / 6-49.0	3-20.0 / 9-96.0	2 / 1
TCU	4-13 / 6-16	1-3 / 1-2	33:27 / 26:33	06:54	4.7 / 3.6	6.8 / 7.3	5.4 / 5.5	5-46.0 / 5-43.6	2-10.0 / 7-39.0	5 / 0
Houston	13-19 / 3-9	1-1 / 0-0	36:46 / 23:14	13:32	3.5 / 5.4	10.3 / 9.4	6.7 / 7.4	4-39.5 / 6-41.2	9-84.0 / 7-70.0	2 / 0
Oklahoma St.	8-15 / 8-14	0-2 / 0-0	32:36 / 27:24	05:12	5.1 / 8.5	8.3 / 5.8	6.4 / 7.1	3-45.3 / 3-38.3	5-55.0 / 7-65.0	0 / 1
UCF	7-15 / 9-12	2-2 / 1-2	36:06 / 23:54	12:12	5.7 / 5.7	6.8 / 7.6	6.1 / 6.7	2-42.0 / 1-36.0	4-35.0 / 6-56.0	1 / 1
BYU	3-10 / 3-11	2-4 / 0-3	35:27 / 24:33	10:54	7.0 / 3.2	8.3 / 5.0	7.5 / 4.4	1-37.0 / 4-45.3	10-71.0 / 10-98.0	3 / 0
Oklahoma	4-16 / 8-14	2-4 / 2-2	30:32 / 29:28	01:04	4.3 / 5.3	5.0 / 11.8	4.6 / 8.3	6-41.3 / 3-38.0	2-20.0 / 5-60.0	2 / 0
Totals	56-140 / 51-132	16-31 / 10-21	335:52 / 264:08	71:44	4.7 / 4.5	7.5 / 7.2	5.7 / 5.9	37-41.0 / 41-42.7	48-432.0 / 64-589.0	20 / 9

Note: Game totals are displayed in the format TEAM/OPPONENT for each category



2023-24 West Virginia Football
Team Game-by-Game
All games

Page 1/1
as of Nov 12, 2023

Date	Opponent	Rushing				Receiving				Passing				Kick Returns				Punt Returns				tot off
		no.	yds	td	lg	no.	yds	td	lg	cmp-att-int	yds	td	lg	no.	yds	td	lg	no.	yds	td	lg	
09/02/2023	at Penn St.	40	146	2	17	16	162	0	37	16-27-0	162	0	37	1	20	0	20	1	4	0	4	308
09/09/2023	Duquesne	49	304	4	39	17	315	4	70	17-32-0	315	4	70	0	0	0	0	4	37	0	16	619
09/16/2023	Pittsburgh	51	151	1	17	6	60	1	15	6-11-0	60	1	15	1	18	0	18	2	15	0	12	211
09/23/2023	Texas Tech	42	157	1	19	13	99	1	21	13-22-2	99	1	21	2	31	0	16	3	45	0	20	256
09/30/2023	at TCU	43	201	3	35	10	142	0	30	10-21-0	142	0	30	1	18	0	18	2	32	0	17	343
10/12/2023	at Houston	44	155	3	17	20	391	2	50	20-38-1	391	2	50	5	92	0	24	2	3	0	3	546
10/21/2023	Oklahoma St.	44	226	2	30	15	249	2	45	15-30-1	249	2	45	1	19	0	19	1	2	0	2	475
10/28/2023	at UCF	50	286	5	32	15	164	0	28	15-24-0	164	0	28	1	19	0	19	0	0	0	0	450
11/04/2023	BYU	48	336	2	32	16	231	2	43	16-28-0	231	2	43	0	0	0	0	0	0	0	0	567
11/11/2023	at Oklahoma	41	176	1	15	10	154	2	49	10-31-2	154	2	49	2	55	0	33	2	5	0	5	330
West Virginia		452	2138	24	39	138	1967	14	70	138-264-6	1967	14	70	14	272	0	33	17	143	0	20	4105
Opponents		330	1472	13	58	200	2473	22	72	200-343-9	2473	22	72	28	660	1	100	12	0	0	11	3945

West Virginia Averages

Games	Avg/ rush	Avg/ catch	Pass effic	KR avg	PR avg	All purpose avg/game	Total offense avg/game
10	4.7	14.3	127.8	19.4	8.4	466.6	410.5

Date	Opponent	Tackles				Sacks	Fumble	Pass Defense			blkd	PAT attempts			off			
		ua	a	total	tfl-yds	no-yds	ff	fr-yds	int-yds	qbh	brup	kick	kick	rush	rcv	saf	t/o	pts
09/02/2023	at Penn St.	41	22	63	4.0-11	1-6	0	0-0	0-0	3	2	0	1-1	0	1	0	0	15
09/09/2023	Duquesne	22	34	56	14.0-39	3-19	0	0-0	2-29	4	3	0	8-8	0	0	0	14	56
09/16/2023	Pittsburgh	32	34	66	5.0-16	1-9	0	0-0	3-66	2	4	0	2-2	0	0	0	10	17
09/23/2023	Texas Tech	42	28	70	4.0-24	2-20	1	0-0	0-0	5	11	0	2-2	0	0	0	0	20
09/30/2023	at TCU	45	28	73	9.0-35	5-23	0	0-0	0-0	5	6	2	3-3	0	0	0	0	24
10/12/2023	at Houston	32	22	54	6.0-21	2-13	0	0-0	0-0	1	1	0	4-4	0	1	0	0	39
10/21/2023	Oklahoma St.	40	24	64	6.0-18	0-0	0	1-0	1-0	2	6	1	4-4	0	0	0	0	34
10/28/2023	at UCF	45	14	59	3.0-11	1-9	1	1-0	3-51	1	4	0	5-5	0	0	0	14	41
11/04/2023	BYU	36	20	56	8.0-40	3-22	1	1-0	0-0	4	8	0	4-4	0	0	0	3	37
11/11/2023	at Oklahoma	35	44	79	5.0-19	2-14	0	1-0	0-0	1	2	0	2-2	0	0	0	0	20
West Virginia		370	270	640	64.0-234	20-135	3	4-0	9-146	28	47	3	35-35	0	2	0	41	303
Opponents		384	346	730	50.0-126	9-53	4	6-0	6-54	16	34	1	35-35	0	0	0	41	278

Date	Opponent	Punting										Field Goals			Kickoffs				
		no.	yds	avg	long	blkd	tb	fc	50+	i20		md-att	long	blkd	no.	yds	avg	tb	ob
09/02/2023	at Penn St.	4	168	42.0	50	0	0	3	1	2		0-0	0	0	2	130	65.0	1	0
09/09/2023	Duquesne	2	78	39.0	52	0	0	0	1	1		0-0	0	0	9	573	63.7	5	0
09/16/2023	Pittsburgh	4	133	33.3	50	1	0	0	1	2		1-1	42	0	4	258	64.5	1	0
09/23/2023	Texas Tech	6	246	41.0	50	0	0	3	1	2		2-2	46	0	5	308	61.6	0	0
09/30/2023	at TCU	5	230	46.0	58	0	0	3	1	3		1-2	49	0	5	324	64.8	3	0
10/12/2023	at Houston	4	158	39.5	47	0	0	1	0	0		1-1	27	0	7	422	60.3	2	0
10/21/2023	Oklahoma St.	3	136	45.3	53	0	0	1	1	0		2-2	34	0	6	368	61.3	2	0
10/28/2023	at UCF	2	84	42.0	43	0	0	1	0	2		2-2	41	0	8	517	64.6	6	0
11/04/2023	BYU	1	37	37.0	37	0	0	1	0	1		3-3	46	0	7	419	59.9	0	0
11/11/2023	at Oklahoma	6	248	41.3	47	0	0	3	0	3		0-1	0	0	4	251	62.8	1	0
West Virginia		37	1518	41.0	58	1	0	16	6	16		12-14	49	0	57	3570	62.6	21	0
Opponents		41	1751	42.7	57	1	1	15	9	8		9-16	39	2	53	3146	59.4	26	2



2023-24 West Virginia Football Opponents Game-by-Game All games

Page 1/1
as of Nov 12, 2023

Date	Opponent	Rushing				Receiving				Passing				Kick Returns				Punt Returns				tot off
		no.	yds	td	lg	no.	yds	td	lg	cmp-att-int	yds	td	lg	no.	yds	td	lg	no.	yds	td	lg	
09/02/2023	at Penn St.	35	146	2	14	22	332	3	72	22-30-0	332	3	72	1	19	0	19	1	-2	0	0	478
09/09/2023	Duquesne	28	3	0	7	15	231	2	45	15-32-2	231	2	45	0	0	0	0	0	0	0	0	234
09/16/2023	Pittsburgh	36	130	0	16	8	81	0	27	8-20-3	81	0	27	3	69	0	29	3	2	0	9	211
09/23/2023	Texas Tech	38	160	0	27	15	161	1	26	15-43-0	161	1	26	5	108	0	32	1	0	0	0	321
09/30/2023	at TCU	38	135	1	31	23	298	2	59	23-41-0	298	2	59	2	43	0	23	2	1	0	5	433
10/12/2023	at Houston	26	140	1	58	21	253	4	49	21-27-0	253	4	49	5	184	1	100	2	18	0	11	393
10/21/2023	Oklahoma St.	33	281	4	53	24	210	2	29	24-36-1	210	2	29	4	68	0	25	1	-2	0	0	491
10/28/2023	at UCF	33	189	1	29	25	274	3	34	25-36-3	274	3	34	1	18	0	18	0	0	0	0	463
11/04/2023	BYU	21	67	1	10	24	210	0	23	24-42-0	210	0	23	5	104	0	31	0	0	0	0	277
11/11/2023	at Oklahoma	42	221	3	30	23	423	5	63	23-36-0	423	5	63	2	47	0	28	2	-17	0	0	644
Opponents		330	1472	13	58	200	2473	22	72	200-343-9	2473	22	72	28	660	1	100	12	0	0	11	3945
West Virginia		452	2138	24	39	138	1967	14	70	138-264-6	1967	14	70	14	272	0	33	17	143	0	20	4105

Opponents Averages

Games	Avg/ rush	Avg/ catch	Pass effic	KR avg	PR avg	All purpose avg/game	Total offense avg/game
10	4.5	12.4	134.8	23.6	0.0	465.9	394.5

Date	Opponent	Tackles				Sacks	Fumble		Pass Defense			blkd	PAT attempts			off		
		ua	a	total	tfl-yds	no-yds	ff	fr-yds	int-yds	qbh	brup	kick	kick	rush	rcv	saf	t/o	pts
09/02/2023	at Penn St.	45	20	65	6.0-22	3-17	0	0-0	0-0	3	2	0	5-5	0	0	0	0	38
09/09/2023	Duquesne	36	50	86	4.0-11	1-2	0	2-0	0-0	0	4	0	2-2	0	0	0	7	17
09/16/2023	Pittsburgh	32	48	80	2.0-16	2-16	0	1-0	0-0	0	3	1	0-0	0	0	0	0	6
09/23/2023	Texas Tech	35	42	77	4.0-13	1-6	0	0-0	2-26	0	1	0	1-1	0	0	0	3	13
09/30/2023	at TCU	32	28	60	5.0-6	0-0	1	0-0	0-0	0	5	0	3-3	0	0	0	0	21
10/12/2023	at Houston	48	28	76	6.0-12	0-0	0	0-0	1-0	0	7	0	5-5	0	0	0	7	41
10/21/2023	Oklahoma St.	39	28	67	9.0-15	1-3	1	2-0	1-16	1	1	0	6-6	0	0	0	17	48
10/28/2023	at UCF	47	22	69	2.0-11	1-9	2	1-0	0-0	3	3	0	4-4	0	0	0	0	28
11/04/2023	BYU	40	36	76	4.0-5	0-0	0	0-0	0-0	1	2	0	1-1	0	0	0	0	7
11/11/2023	at Oklahoma	30	44	74	8.0-15	0-0	0	0-0	2-12	8	6	0	8-8	0	0	0	7	59
Opponents		384	346	730	50.0-126	9-53	4	6-0	6-54	16	34	1	35-35	0	0	0	41	278
West Virginia		370	270	640	64.0-234	20-135	3	4-0	9-146	28	47	3	35-35	0	2	0	41	303

Date	Opponent	Punting										Field Goals			Kickoffs				
		no.	yds	avg	long	blkd	tb	fc	50+	i20		md-att	long	blkd	no.	yds	avg	tb	ob
09/02/2023	at Penn St.	2	75	37.5	46	0	0	0	0	0		1-3	25	0	7	443	63.3	6	0
09/09/2023	Duquesne	7	267	38.1	49	0	0	0	0	0		1-1	39	0	4	175	43.8	0	1
09/16/2023	Pittsburgh	4	204	51.0	56	0	1	1	2	1		2-2	36	0	3	189	63.0	2	0
09/23/2023	Texas Tech	6	294	49.0	54	0	0	2	4	0		2-2	39	0	4	244	61.0	2	0
09/30/2023	at TCU	5	218	43.6	57	0	0	2	1	0		0-3	0	2	4	228	57.0	2	0
10/12/2023	at Houston	6	247	41.2	50	0	0	4	1	3		0-0	0	0	6	364	60.7	1	0
10/21/2023	Oklahoma St.	3	115	38.3	46	1	0	0	0	1		2-3	37	0	9	585	65.0	7	0
10/28/2023	at UCF	1	36	36.0	36	0	0	1	0	0		0-0	0	0	4	187	46.8	1	1
11/04/2023	BYU	4	181	45.3	50	0	0	4	1	3		0-1	0	0	2	103	51.5	1	0
11/11/2023	at Oklahoma	3	114	38.0	45	0	0	1	0	0		1-1	23	0	10	628	62.8	4	0
Opponents		41	1751	42.7	57	1	1	15	9	8		9-16	39	2	53	3146	59.4	26	2
West Virginia		37	1518	41.0	58	1	0	16	6	16		12-14	49	0	57	3570	62.6	21	0



2023-24 West Virginia Football
By Quarter Statistics
All games

Page 1/2
as of Nov 12, 2023

3rd-Down Conversions

Date	Opponent	Score	Overall	1st Qtr	2nd Qtr	3rd Qtr	4th Qtr	Overtime
09/02/2023	at Penn St.	L 15-38	4-14 28.6	1-4 25.0	0-2 0.0	1-4 25.0	2-4 50.0	0-0 0.0
09/09/2023	Duquesne	W 56-17	6-13 46.2	3-4 75.0	0-2 0.0	1-2 50.0	2-5 40.0	0-0 0.0
09/16/2023	Pittsburgh	W 17-6	4-12 33.3	1-3 33.3	2-3 66.7	0-2 0.0	1-4 25.0	0-0 0.0
09/23/2023	Texas Tech	W 20-13	3-13 23.1	2-3 66.7	1-6 16.7	0-3 0.0	0-1 0.0	0-0 0.0
09/30/2023	at TCU	W 24-21	4-13 30.8	1-3 33.3	2-4 50.0	1-3 33.3	0-3 0.0	0-0 0.0
10/12/2023	at Houston	L 39-41	13-19 68.4	4-5 80.0	2-5 40.0	4-4 100.0	3-5 60.0	0-0 0.0
10/21/2023	Oklahoma St.	L 34-48	8-15 53.3	3-4 75.0	2-3 66.7	2-4 50.0	1-4 25.0	0-0 0.0
10/28/2023	at UCF	W 41-28	7-15 46.7	1-3 33.3	3-5 60.0	1-2 50.0	2-5 40.0	0-0 0.0
11/04/2023	BYU	W 37-7	3-10 30.0	0-2 0.0	2-3 66.7	0-2 0.0	1-3 33.3	0-0 0.0
11/11/2023	at Oklahoma	L 20-59	4-16 25.0	1-4 25.0	0-4 0.0	2-4 50.0	1-4 25.0	0-0 0.0
West Virginia			56-140 40.0	17-35 48.6	14-37 37.8	12-30 40.0	13-38 34.2	0-0 0.0
Opponents			51-132 38.6	14-28 50.0	15-41 36.6	13-31 41.9	9-32 28.1	0-0 0.0

4th-Down Conversions

Date	Opponent	Score	Overall	1st Qtr	2nd Qtr	3rd Qtr	4th Qtr	Overtime
09/02/2023	at Penn St.	L 15-38	3-6 50.0	1-1 100.0	0-1 0.0	1-2 50.0	1-2 50.0	0-0 0.0
09/09/2023	Duquesne	W 56-17	3-5 60.0	0-0 0.0	1-2 50.0	0-1 0.0	2-2 100.0	0-0 0.0
09/16/2023	Pittsburgh	W 17-6	1-3 33.3	0-1 0.0	0-0 0.0	1-1 100.0	0-1 0.0	0-0 0.0
09/23/2023	Texas Tech	W 20-13	1-1 100.0	0-0 0.0	1-1 100.0	0-0 0.0	0-0 0.0	0-0 0.0
09/30/2023	at TCU	W 24-21	1-3 33.3	0-0 0.0	0-0 0.0	1-2 50.0	0-1 0.0	0-0 0.0
10/12/2023	at Houston	L 39-41	1-1 100.0	0-0 0.0	0-0 0.0	0-0 0.0	1-1 100.0	0-0 0.0
10/21/2023	Oklahoma St.	L 34-48	0-2 0.0	0-0 0.0	0-0 0.0	0-0 0.0	0-2 0.0	0-0 0.0
10/28/2023	at UCF	W 41-28	2-2 100.0	1-1 100.0	0-0 0.0	0-0 0.0	1-1 100.0	0-0 0.0
11/04/2023	BYU	W 37-7	2-4 50.0	1-1 100.0	0-0 0.0	0-1 0.0	1-2 50.0	0-0 0.0
11/11/2023	at Oklahoma	L 20-59	2-4 50.0	0-0 0.0	1-3 33.3	0-0 0.0	1-1 100.0	0-0 0.0
West Virginia			16-31 51.6	3-4 75.0	3-7 42.9	3-7 42.9	7-13 53.8	0-0 0.0
Opponents			10-21 47.6	0-1 0.0	3-6 50.0	1-4 25.0	6-10 60.0	0-0 0.0

Time of Possession

Date	Opponent	Score	Overall	1st Qtr	2nd Qtr	3rd Qtr	4th Qtr	Overtime
09/02/2023	at Penn St.	L 15-38	31:16	05:48	09:36	07:17	08:35	00:00
09/09/2023	Duquesne	W 56-17	31:39	04:43	09:13	06:53	10:50	00:00
09/16/2023	Pittsburgh	W 17-6	33:13	05:10	08:30	09:54	09:39	00:00
09/23/2023	Texas Tech	W 20-13	34:50	09:46	11:39	07:45	05:40	00:00
09/30/2023	at TCU	W 24-21	33:27	07:04	08:58	07:22	10:03	00:00
10/12/2023	at Houston	L 39-41	36:46	11:41	07:49	05:22	11:54	00:00
10/21/2023	Oklahoma St.	L 34-48	32:36	03:12	15:18	05:18	08:48	00:00
10/28/2023	at UCF	W 41-28	36:06	09:08	09:36	06:08	11:14	00:00
11/04/2023	BYU	W 37-7	35:27	08:34	09:43	08:23	08:47	00:00
11/11/2023	at Oklahoma	L 20-59	30:32	08:47	08:00	08:03	05:42	00:00
West Virginia			Total	335:52	73:53	98:22	72:25	00:00
			Avg.	33:35	07:23	09:50	07:15	00:00
Opponents			Total	264:08	54:43	73:02	80:38	00:00



2023-24 West Virginia Football
By Quarter Statistics
All games

Page 2/2
as of Nov 12, 2023

Date	Opponent	Score	Overall	1st Qtr	2nd Qtr	3rd Qtr	4th Qtr	Overtime
		Avg.	26:25	05:28	07:18	05:34	08:04	00:00



2023-24 West Virginia Football
Red-Zone Results
All games

Page 1/1
as of Nov 12, 2023

West Virginia Inside Opponent Red-Zone

Date	Opponent		Score	Times	Times	Total	Rush	Pass	FGs	Failed to score inside RZ					
				In RZ	Scored	Pts TDs				FGA	Down	Int	Fumb	Half	Game
09/02/2023	at Penn St.	L	15-38	2	2	15 2	2	0	0	0	0	0	0	0	0
09/09/2023	Duquesne	W	56-17	6	5	35 5	4	1	0	0	0	0	1	0	0
09/16/2023	Pittsburgh	W	17-6	4	2	14 2	1	1	0	0	1	0	1	0	0
09/23/2023	Texas Tech	W	20-13	3	3	17 2	1	1	1	1	0	0	0	0	0
09/30/2023	at TCU	W	24-21	3	2	14 2	2	0	0	0	1	0	0	0	0
10/12/2023	at Houston	L	39-41	4	4	25 3	3	0	1	1	0	0	0	0	0
10/21/2023	Oklahoma St.	L	34-48	5	4	20 2	2	0	2	2	1	0	0	0	0
10/28/2023	at UCF	W	41-28	8	7	41 5	5	0	2	2	0	0	0	0	1
11/04/2023	BYU	W	37-7	6	6	30 3	2	1	3	3	0	0	0	0	0
11/11/2023	at Oklahoma	L	20-59	4	3	20 3	1	2	0	0	1	0	0	0	0
Totals 38 of 45 (84.4%)				45	38	231 29	23	6	9	9	4	0	2	0	1

Opponents Inside West Virginia Red-Zone

Date	Opponent		Score	Times	Times	Total	Rush	Pass	FGs	Failed to score inside RZ					
				In RZ	Scored	Pts TDs				FGA	Down	Int	Fumb	Half	Game
09/02/2023	Penn St.	L	15-38	5	4	24 3	2	1	1	2	0	0	0	0	0
09/09/2023	Duquesne	W	56-17	2	2	10 1	0	1	1	1	0	0	0	0	0
09/16/2023	Pittsburgh	W	17-6	2	2	6 0	0	0	2	2	0	0	0	0	0
09/23/2023	Texas Tech	W	20-13	3	2	10 1	0	1	1	1	1	0	0	0	0
09/30/2023	TCU	W	24-21	1	0	0 0	0	0	0	0	1	0	0	0	0
10/12/2023	Houston	L	39-41	3	3	21 3	1	2	0	0	0	0	0	0	0
10/21/2023	Oklahoma St.	L	34-48	6	5	27 3	2	1	2	3	0	0	0	0	0
10/28/2023	UCF	W	41-28	3	3	21 3	1	2	0	0	0	0	0	0	0
11/04/2023	BYU	W	37-7	2	1	7 1	1	0	0	1	0	0	0	0	0
11/11/2023	Oklahoma	L	20-59	7	7	45 6	3	3	1	1	0	0	0	0	0
Totals 29 of 34 (85.3%)				34	29	171 21	10	11	8	11	2	0	0	0	0



2023-24 West Virginia Football Games Played All games

Page 1/2
as of Nov 12, 2023

##	Player	GP-GS	PSU	DU	UP	TTU	TCU	UH	OSU	UCF	BYU	OU
0	Jaylen Anderson	6/2	START	XXX	START	XXX	...	XXX	...	XXX
0	Montre Miller	1/0	XXX
1	Lee Kpogba	10/10	START	START	START	START	START	START	START	START	START	START
1	Jeremiah Aaron	4/0	XXX	XXX	XXX	XXX
1	Aubrey Burks	9/9	START	START	START	START	START	...	START	START	START	START
2	Rodney Gallagher	9/2	...	XXX	XXX	XXX	XXX	XXX	XXX	XXX	START	START
3	Tomiwa Durojaiye	10/0	XXX	XXX	XXX	XXX	XXX	XXX	XXX	XXX	XXX	XXX
3	Ja'Shaun Poke	1/0	...	XXX
4	CJ Donaldson	10/8	XXX	START	START	START	START	START	START	XXX	START	START
5	Lance Dixon	6/1	XXX	XXX	XXX	XXX	START	XXX
5	Devin Carter	9/9	START	...	START	START	START	START	START	START	START	START
6	Garrett Greene	9/9	START	START	START	...	START	START	START	START	START	START
6	Jacoby Spells	9/0	...	XXX	XXX	XXX	XXX	XXX	XXX	XXX	XXX	XXX
7	Andrew Wilson-Lamp	9/2	START	START	XXX	XXX	XXX	XXX	XXX	...	XXX	XXX
7	Traylon Ray	9/1	XXX	...	XXX	XXX	XXX	XXX	START	XXX	XXX	XXX
8	Nicco Marchiol	7/1	XXX	XXX	XXX	START	XXX	XXX	XXX
8	Tyrin Bradley	10/0	XXX	XXX	XXX	XXX	XXX	XXX	XXX	XXX	XXX	XXX
10	Jared Bartlett	10/10	START	START	START	START	START	START	START	START	START	START
10	Jarel Williams	9/0	XXX	XXX	XXX	XXX	XXX	XXX	XXX	XXX	XXX	...
11	Cortez Braham	4/2	START	START	XXX	XXX
11	Beanie Bishop Jr.	10/10	START	START	START	START	START	START	START	START	START	START
12	Anthony Wilson	10/10	START	START	START	START	START	START	START	START	START	START
13	Hershey McLaurin	9/6	START	START	START	START	XXX	START	START	...	XXX	XXX
13	EJ Horton	8/2	XXX	XXX	XXX	XXX	XXX	START	XXX	START
14	Malachi Ruffin	10/8	XXX	XXX	START	START	START	START	START	START	START	START
15	Ben Cutter	10/5	XXX	XXX	XXX	XXX	XXX	START	START	START	START	START
15	Scott Kean	0/0
15	Noah Massey	1/0	...	XXX
16	Sean Boyle	0/0
17	Jackson Crist	0/0
18	Tirek Austin-Cave	3/0	XXX	XXX	XXX
18	Grant Cochran	0/0
19	Graeson Malashevich	8/0	XXX	XXX	XXX	XXX	XXX	XXX	XXX	XXX
19	Trey Lathan	5/5	START	START	START	START	START
20	DJ Oliver	4/0	...	XXX	XXX	...	XXX	XXX	...
22	Michael Hayes	10/0	XXX	XXX	XXX	XXX	XXX	XXX	XXX	XXX	XXX	XXX
22	Josiah Jackson	1/0	...	XXX
22	Jahiem White	9/0	...	XXX	XXX	XXX	XXX	XXX	XXX	XXX	XXX	XXX
23	Keyshawn Cobb	2/0	XXX	XXX
24	Marcis Floyd	8/4	XXX	XXX	XXX	START	XXX	START	START	START
25	Tyler Evans	2/0	...	XXX	XXX	...
25	Jordan Jackson	2/0	...	XXX	XXX
26	Justin Johnson Jr.	7/1	XXX	XXX	XXX	...	XXX	START	XXX	XXX
27	Davis Mallinger	1/0	XXX
28	Aden Tagaloa-Nelson	1/0	...	XXX
29	Preston Fox	10/4	XXX	XXX	XXX	START	START	XXX	XXX	START	START	XXX
29	Deuce Shabazz	0/0
30	Brayden Dudley	0/0
30	Judah Price	0/0
31	Christion Stokes	3/0	...	XXX	XXX	XXX	...
32	Raleigh Collins III	7/0	...	XXX	...	XXX	XXX	...	XXX	XXX	XXX	XXX
33	Jairo Faverus	7/0	XXX	XXX	XXX	XXX	XXX	XXX	XXX
34	Avery Wilcox	9/0	...	XXX	XXX	XXX	XXX	XXX	XXX	XXX	XXX	XXX
35	Luke Hamilton	9/0	XXX	XXX	XXX	XXX	XXX	XXX	...	XXX	XXX	XXX
36	Caden Biser	10/0	XXX	XXX	XXX	XXX	XXX	XXX	XXX	XXX	XXX	XXX
36	Noah Braham	0/0
37	Jayden Bell	0/0
38	Macguire Moss	1/0	...	XXX
38	Donald Brandel	2/0	...	XXX	XXX
39	Danny King	3/0	...	XXX	XXX	...	XXX	...



2023-24 West Virginia Football Games Played All games

Page 2/2
as of Nov 12, 2023

##	Player	GP-GS	PSU	DU	UP	TTU	TCU	UH	OSU	UCF	BYU	OU
39	Quayvon Cyrus	0/0
40	Josiah Trotter	0/0
41	Oliver Straw	10/0	XXX	XXX	XXX	XXX	XXX	XXX	XXX	XXX	XXX	XXX
41	Kam Shallis	0/0
42	RJ Kocan	0/0
43	Austin Brinkman	10/0	XXX	XXX	XXX	XXX	XXX	XXX	XXX	XXX	XXX	XXX
43	Colin McBee	5/0	XXX	XXX	XXX	XXX	...	XXX
44	Oreyend Fisher	1/0	...	XXX
45	Taurus Simmons	9/0	...	XXX	XXX	XXX	XXX	XXX	XXX	XXX	XXX	XXX
46	Luke Savino	0/0
47	Anthony Del Negro	0/0
48	Tyler Cain	0/0
48	Nate Flower	0/0
49	Taran Fitzpatrick	1/0	...	XXX
49	Austin Welch	0/0
50	Brandon Yates	10/10	START	START	START	START	START	START	START	START	START	START
52	Nick Krahe	2/0	...	XXX	XXX	...
52	Corey McIntyre Jr.	2/0	...	XXX	XXX	...
54	Zach Frazier	10/10	START	START	START	START	START	START	START	START	START	START
54	Fatorma Mulbah	10/0	XXX	XXX	XXX	XXX	XXX	XXX	XXX	XXX	XXX	XXX
55	Tomas Rimac	8/8	START	START	START	START	START	START	START	START
55	Davoon Hawkins	10/0	XXX	XXX	XXX	XXX	XXX	XXX	XXX	XXX	XXX	XXX
56	Sullivan Weidman	4/0	...	XXX	XXX	XXX	XXX
56	James Heard Jr.	1/0	...	XXX
58	Nick Malone	10/3	XXX	START	XXX	XXX	XXX	START	XXX	XXX	START	XXX
60	Johnny Williams IV	2/0	...	XXX	XXX	...
63	Bryce Biggs	6/0	XXX	XXX	XXX	XXX	XXX	XXX	...
64	Cooper Young	2/0	...	XXX	XXX	...
66	Ja'Quay Hubbard	8/2	...	XXX	...	XXX	XXX	START	START	XXX	XXX	XXX
67	Landen Livingston	2/0	...	XXX	XXX	...
71	Maurice Hamilton	0/0
72	Doug Nester	9/9	START	START	START	START	START	START	START	START	...	START
74	Wyatt Milum	9/9	START	START	START	START	START	...	START	START	START	START
76	Charlie Katarincic	1/0	...	XXX
80	TJ Johnson	0/0
81	Treytan Davis	10/3	START	XXX	XXX	XXX	START	START	XXX	XXX	XXX	XXX
82	Victor Wikstrom	7/0	XXX	XXX	XXX	XXX	XXX	XXX	XXX	...
83	CJ Cole	9/0	...	XXX	XXX	XXX	XXX	XXX	XXX	XXX	XXX	XXX
84	Hudson Clement	8/6	XXX	START	START	START	START	START	START	XXX
85	Ryan Wolfe	0/0
86	Will Dixon	1/0	...	XXX
87	Derek Berlitz	1/0	...	XXX
87	Kole Taylor	10/9	START	START	START	START	XXX	START	START	START	START	START
88	Donovan Grayson	0/0
89	DJ Cotton	1/0	...	XXX
89	Carson Everhart	0/0
91	Sean Martin	10/10	START	START	START	START	START	START	START	START	START	START
92	Asani Redwood	8/0	XXX	XXX	XXX	XXX	XXX	XXX	XXX	XXX
93	Mike Lockhart	10/10	START	START	START	START	START	START	START	START	START	START
94	Hammond Russell IV	9/0	XXX	XXX	XXX	XXX	XXX	XXX	...	XXX	XXX	XXX
95	Zachariah Keith	0/0
96	Edward Vesterinen	10/10	START	START	START	START	START	START	START	START	START	START
97	Jalen Thornton	10/0	XXX	XXX	XXX	XXX	XXX	XXX	XXX	XXX	XXX	XXX
98	Leighton Bechdel	4/0	...	XXX	XXX	XXX	XXX	...
98	Harry Hilvert	1/0	...	XXX
99	Zeiqui Lawton	1/0	...	XXX
99	Ronan Swope	0/0