



CINCINNATI

2010 FOOTBALL GAME NOTES

UC SPORTS COMMUNICATIONS: RICHARD E. LINDNER CENTER ► 2751 O'VARSITY WAY, SUITE 860 ► CINCINNATI, OH 45221-0021 ► GoBEARCATS.com

SCHEDULE

SEPTEMBER

4	at Fresno State (ESPN2)	L, 28-14
11	INDIANA STATE (WXIX)	W, 40-7
16	at NC State (ESPN)	L, 30-19
25	No. 8/9 OKLAHOMA ^ (ESPN2)	L, 31-29

OCTOBER

9	MIAMI (OH) (ESPN3.com)	W, 45-3
15	at Louisville * (ESPN)	W, 35-27
22	USF * (ESPN2)	L, 38-30
30	SYRACUSE * (ESPN2)	L, 31-7

NOVEMBER

13	at West Virginia * (BIG EAST Network)	L, 30-10
20	RUTGERS * (BIG EAST Network)	7:30 p.m.
27	at Connecticut * (BIG EAST Network)	Noon

DECEMBER

4	PITTSBURGH * (ABC, ESPN, ESPN2)	TBA
---	--	-----

*-BIG EAST game; Home games in **BOLD CAPS**, played at Nippert Stadium unless otherwise noted. ^-Paul Brown Stadium. All times eastern.

COACHING STAFF

BUTCH JONES (SL)	Head Coach
KERRY COOMBS (SL)	Assoc. HC/Special Teams Coord./DB
STEVE STRIPLING (PB)	Asst. HC/Defensive Line
MIKE BAJAKIAN (PB)	Offensive Coordinator/QB
TIM BANKS (PB)	Co-Defensive Coordinator/DB
JOHN JANCEK (SL)	Co-Defensive Coordinator/LB
JAHMILE ADDAE (SL)	Running Backs
MARK ELDER (PB)	Tight Ends
DON MAHONEY (SL)	Offensive Line
T.J. WEIST (SL)	Wide Receivers

GAMEDAY LOCATION: SL (Sideline); PB (Press Box)

ON THE AIR

TELEVISION	BIG EAST NETWORK/ESPN3.com
Trey Bender	Play-By-Play
Je'Rod Cherry	Analyst

RADIO	WLW (700 AM)
Dan Hoard	Play-By-Play
Jim Kelly Jr.	Analyst
Tom Gelehrter	Sideline
Mo Egger	Host/Engineer

SPORTS COMMUNICATIONS

RYAN KOSLEN	Assoc. Dir./Football Contact
Phone:	513-497-3132
Email:	Ryan.Koslen@uc.edu
Web:	GoBEARCATS.com
Twitter:	Koz_UC GoBEARCATS_com
Press Box:	513-556-1010

CINCINNATI FOOTBALL

PRESENTED BY:



GAME 10: CINCINNATI (3-6, 1-3 BIG EAST) VS. RUTGERS (4-5, 1-3 BIG EAST)

SAT., NOV. 20, 2010 ► 7:30 P.M. (ET) ► CINCINNATI, OHIO ► NIPPERT STADIUM (35,000/FIELD TURF)

GAME INFORMATION

Location: Cincinnati, Ohio
 Television: BIG EAST Network/ESPN3.com
 Radio: 700 WLW
 Satellite Radio: TBA
 Live Stats: GoBEARCATS.com
 Internet Radio: 700WLW.com
 Twitter: @GoBEARCATS_com
 Series Record: Tied 7-7-1
 Last Meeting: 09/07/09 (UC-W, 47-15 at RU)
 In Cincinnati: UC leads 5-1-1



CINCINNATI BEARCATS

Rankings (AP/Coaches) nr/nr
 2010 Record, BIG EAST 3-6, 1-3
 Head Coach Butch Jones
 Record at UC (Years) 3-6 (1st)



RUTGERS SCARLET KNIGHTS

Rankings (AP/Coaches) nr/nr
 2010 Record, BIG EAST 4-5, 1-3
 Head Coach Greg Schiano
 Record at RU (Years) 59-60 (10th)

FOOTBALL RETURNS HOME TO MATCHUP WITH RUTGERS

- Two of the oldest college football programs will square off Saturday at Nippert Stadium when Rutgers travels to Nippert Stadium to face Cincinnati. Rutgers (1869) and UC (1885) have both been playing football since the mid to late 1800's. The Bearcats are looking to snap their first three-game losing streak since 2005. UC head coach Butch Jones was a graduate assistant for the Scarlet Knights from 1990-92, his first collegiate coaching job.

THE SERIES

- Cincinnati and Rutgers meet for the 16th time Saturday with the all-time series tied at 7-7-1. UC has won the past four meetings, including a 13-10 decision at Nippert Stadium two years ago, and five of the last seven. The Bearcats opened up the 2009 season with a 47-15 win over the Scarlet Knights in Piscataway, N.J. UC has a three-game Nippert Stadium winning streak over the Scarlet Knights and a 5-1-1 home-field advantage in the all-time series.

THE COACHES

- BUTCH JONES**, named the head coach at the University of Cincinnati on Dec. 16, 2009, is in his first season at the helm of the UC program and is 3-5. Jones most recently led Central Michigan University to a pair of Mid-American Conference Championships and three-straight bowl appearances. He holds a 30-18 overall record and a 21-5 mark in league games.
- GREG SCHIANO** is in his 10th season as the head coach at Rutgers with a 59-60 record. He is 1-4 against UC all-time.

A LOOK AHEAD

- UC faces a road test at Connecticut (Nov. 27), and a Senior Day game with Pittsburgh (Dec. 4) to close out the regular season.

STREAKS, STORYLINES, SIDEBARS

- The University of Cincinnati is in its 123rd football season with an all-time record of 550-548-51 (.502).
- Cincinnati (1885) is one of the five oldest programs in college football along with Rutgers (1869), Michigan (1879), Navy (1880), and Minnesota (1883).
- UC has seven new starters on defense and four on offense this season. UC has 63 players at sophomore level or below.
- The Bearcats start eight sophomores on defense and no seniors, making UC the youngest defensive unit among all BCS Conference teams.
- UC donned new jerseys three weeks ago and will wear the adidas TECHFIT compression jersey for the rest of the season.
- UC needs to win its final three games of the regular season to become bowl eligible for a school record fifth-straight year.
- Zach Collaros returned to the starting lineup against West Virginia after missing the Syracuse game due to a knee injury. He remains atop the BIG EAST in passing efficiency (147.29), total offense (243.7), total passing yards (2,139), and passing yards per game (237.7).
- Kicker Jacob Rogers recently became the school's all-time scoring leader against USF and has 321 career points.
- Armon Binns (91.8) and DJ Woods (86.1) rank 1-2 in the BIG EAST in receiving yards per game and 1-3 in receptions per game (Binns: 6.3/Woods: 5.3).
- Isaiah Pead leads all BIG EAST running backs with a 7.2 yards per carry average (92 carries, 696 yards).
- JK Schaffer ranks second in the BIG EAST averaging 9.4 tackles per game. He has hit a career best 16 stops twice.
- Wes Richardson leads the league in fumbles recovered (0.4).

MEDIA INFORMATION

SPORTS COMMUNICATIONS

Richard E. Lindner Center
Suite 860 • 2751 O'Varsity Way
Cincinnati, OH 45221-0021
Phone: 513-556-5191 • Fax: 513-556-0619

Mike Harris Asst. AD/Sports Communications
513-240-8884 Michael.Harris@uc.edu
Ryan Koslen Assoc. Dir./Football Contact
513-497-3132 Ryan.Koslen@uc.edu
Lara Thornton Associate Director
513-295-4520 Lara.Thornton@uc.edu
Jeff Geiser Assistant Director
513-235-3446 Jeff.Geiser@uc.edu
Jeremy Martin Assistant Director
513-519-9792 Jeremy.Martin@uc.edu

GOING GREEN

- ▶ Starting with the 2010 season, the University of Cincinnati will no longer print media guides.
- ▶ Complete information, including a record book/media supplement will be made available on the football page at www.GoBEARCATS.com.

ON THE WEB

- ▶ Information on the University of Cincinnati football team is available at www.GoBEARCATS.com.
- ▶ To receive the UC updates via email, please send a request to Ryan Koslen (ryan.koslen@uc.edu).
- ▶ Information on the BIG EAST Conference and all member institutions is also available through the BIG EAST web site at www.BIGEAST.org.

UC WEEKLY MEDIA LUNCHEON

- ▶ The Bearcats hold a weekly media luncheon each Tuesday in the second floor Bob Goin Team Room of Richard E. Lindner Center.
- ▶ Lunch is served at 11:30 a.m., selected players are available for one-on-one interviews from 11:45-12:15, and head coach Butch Jones takes the podium at 12:15.

PRACTICES

- ▶ During a typical Saturday game week, media may interview players and coaches immediately following practice on either Tuesday or Wednesday.
- ▶ Practice is generally closed to the public. Anyone hoping to observe practice should contact UC Sports Communications in advance. Failure to do so may

result in an individual's removal from the venue.

- ▶ During regular-season practices, unless otherwise noted, still and television photographers will be allowed to shoot the first 20 minutes (four periods).
- ▶ At the conclusion of practice, head coach Butch Jones will address the media on the field.

WEB VIDEO CONTENT

- ▶ Per UC's multimedia contract with IMG College, UC coaches, players, and administrators are not permitted to take part in one-on-one interviews or feature stories that will be made available exclusively for internet distribution.

INTERNET POLICIES

- ▶ Live updating of websites, blogs, and social networking feeds is not allowed at any time during practices.

BIG EAST TELECONFERENCE

- ▶ The BIG EAST Conference will coordinate a weekly teleconference of the league's eight head football coaches, beginning Monday, Aug. 30 and continuing through the 2010 season.
- ▶ The call begins promptly at 11 a.m., with the order of schools as follows:
 - ▶ 11 a.m. Greg Schiano, Rutgers
 - ▶ 11:10 a.m. Charlie Strong, Louisville
 - ▶ 11:20 a.m. Dave Wannstedt, Pittsburgh
 - ▶ 11:30 a.m. Bill Stewart, West Virginia
 - ▶ 11:40 a.m. Randy Edsall, Connecticut
 - ▶ 11:50 a.m. Doug Marrone, Syracuse
 - ▶ **Noon Butch Jones, Cincinnati**
 - ▶ 12:10 p.m. Skip Holtz, USF
- ▶ For those who are not able to participate during the live teleconference, an archive of Monday's call will be available on the BIG EAST Web site at www.bigeast.org, normally within an hour of the call's completion.

COLLEGE PRESS BOX.COM

- ▶ CollegePressBox.com is the official media website for BIG EAST football.
- ▶ Access and download weekly game notes, statistics, media guides, and more throughout the season.
- ▶ Login information will be distributed by the conference office to accredited media.

collegepressbox.com
EVERYTHING BUT THE PRE-GAME MEAL

2010 QUICK FACTS

Location Cincinnati, OH 45221
Founded 1819
Enrollment 41,250
Conference BIG EAST
Nickname Bearcats
Colors Red (PMS 186) & Black
Home Field Nippert Stadium
Surface/Capacity FieldTurf/35,000
President Dr. Gregory Williams
Director of Athletics Mike Thomas
Faculty Representative Dr. Fritz Russ

HISTORY

First Year of Football 1885
All-time Record 550-548-51 (.502)
All-time Bowl Record 6-6
Last Bowl 2010 Allstate Sugar Bowl
Last Bowl Opponent Florida (L, 51-24)

2010 TEAM INFORMATION

Basic Offense Spread
Basic Defense Multiple
Letterwinners Returning/Lost 41/17
O | D | ST 19/7 | 20/9 | 2/1
Starters Returning/Lost 13/12
O | D | ST 6/5 | 6/5 | 1/2

2009 INFORMATION

Overall Record 12-1
Home/Road/Neutral 6-0/6-0/0-1
BIG EAST Record/Finish 7-0/First
Final Ranking 8 (AP)/9 (USA Today)/3 (BCS)

COACHING STAFF

Head Coach Butch Jones
Record at UC/Years 3-6/First
Career Record/Years 30-19/3
Assoc. Head Coach/Special Teams Coord./DB Kerry Coombs
Asst. Head Coach/DL Steve Stripling
Offensive Coordinator/QB Mike Bajakian
Co-Defensive Coordinator/DB Tim Banks
Co-Defensive Coordinator/LB John Jancek
Asst. Coaches Jahmile Addae (RB), Mark Elder (TE)
..... Don Mahoney (OL), T.J. Weist (WR)
Director of Player Development Milo Austin
Asst. AD/Football Ops John Widecan
Graduate Assts. Ryan Oshnock (Def.), Brian White (Off.)
Staff Associates Roy Manning (Def.), Brandon Myles (Off.)
Coordinator of Recruiting Services Troy Everhart
Administrative Coordinator Chris Spognardi
Strength & Conditioning Dave Lawson
Athletic Trainer Bob Mangine
Equipment Manager Troy Jepsen
Video Coordinator John Sells

WEEK 10 • RUTGERS

SUNDAY 14	MONDAY 15	TUESDAY 16	WEDNESDAY 17	THURSDAY 18	FRIDAY 19	SATURDAY 20
No Media Availability	BIG EAST TELECONFERENCE 12-12:10 p.m. - Butch Jones	PRESS LUNCHEON 11:45-1 p.m. - Goin Team Room PRACTICE 3-5 p.m. - Jefferson Ave. Complex -Player interviews after	PRACTICE 3-5 p.m. - Jefferson Ave. Complex -Player interviews after	BUTCH JONES RADIO SHOW 8-9 p.m. - Orig. Montgomery Inn	No Media Availability	GAME 10 Cincinnati vs. Rutgers 7:30 p.m. ET Nippert Stadium POSTGAME Coach Jones/players available in interview area.

SERIES BUSINESS

RUTGERS

Series Record.....	Tied 7-7-1
At Cincinnati.....	Cincinnati leads 5-1-1
At Piscataway.....	Rutgers leads 6-2
At Neutral Sites.....	—
Most UC points.....	47 (UC 47-15, 2009)
Most Rutgers points.....	48 (Rutgers 48-28, 1986)
Combined points.....	76 (Rutgers 48-28, 1986)
Biggest UC win.....	32 (47-15, 2009)
Biggest Rutgers win.....	35 (44-9, 2005)
Current streak.....	Cincinnati—4

Game-by-Game Breakdown

Year	Site	Score	Winner
1980	Piscataway	24-7	RU
1981	Cincinnati	10-0	UC
1983	Cincinnati	18-7	UC
1984	Piscataway	43-15	RU
1986	Piscataway	48-28	RU
1987	Cincinnati	10-7	RU
1988	Piscataway	38-9	RU
1989	Cincinnati	17-17	Tie
1992	Cincinnati	26-24	UC
1994	Piscataway	14-9	RU
2005	Piscataway	44-9	RU
2006	Cincinnati	30-11	UC
2007	Piscataway	28-23	UC
2008	Cincinnati	13-10	UC
2009	Piscataway	47-15	UC

adidas TECHFIT JERSEYS

UC BREAKS OUT NEW JERSEYS MIDSEASON ...

- The UC football team will unveil a new set of jerseys for the rest of the 2010 season, donning the adidas TECHFIT line of compression fit uniforms..
- Featuring a ground-breaking compression fit and weighing 30 percent lighter than standard football jerseys, the adidas TECHFIT jersey will help players be lighter and faster on the field. UC will debut the white version of the jersey at Louisville on Oct. 15, 2010.

► The new Cincinnati TECHFIT jersey from adidas is a complete reconstruction of the standard uniform with multiple innovations to reduce the weight of the jersey by 30 percent. These technologies include a streamlined fit, new fabric, reduced seams, and an ultra lightweight name and numbering system. In addition, the Cincinnati TECHFIT jersey keeps players cool with integrated ventilation zones and moisture management fabric. Reduced seams and a restriction-free, high-stretch collar design increases range of motion to support player agility and speed.

- In addition to Cincinnati, six other adidas schools will debut the new TECHFIT jerseys this month including Michigan, Notre Dame, Louisville, Texas A&M, UCLA and Tennessee.



adidas TECHFIT FOOTBALL JERSEY QUICK FACTS ...

- The adidas TECHFIT jersey is 30 percent lighter than UC's previous jersey.
- The TECHFIT jersey features: reduced abrasion and increased durability with fewer seams, integrated ventilation and moisture management fabric that keeps players cool, a shoulder with pad lock-down pocket, a restriction-free high-stretch collar and an ultra light weight name and numbering system
- Seven schools will wear the new adidas TECHFIT jerseys including: Cincinnati, Michigan, Notre Dame, Texas A&M, UCLA and Tennessee
- UC will wear the TECHFIT jersey for the rest of the 2010 season starting with the Oct. 16 game at Louisville.

MITCH'S MISSION

- The Bearcats adopted Mitch Stone, a 13-year old brain cancer patient, through the Friends of Jaclyn Foundation.
- Mitch, a Cincinnati native who attends Maddux Elementary School, was diagnosed with a primitive neuroectodermal brain tumor (PNET) in Feb. 2009.
- He underwent surgery to remove the tumor, four bouts of chemotherapy, and 31 radiation treatments.
- Mitch has been cancer free since November of 2009.
- The Stone family has dubbed his battle Mitch's Mission.
- Mitch has attended numerous games and practices, and has led the team out of the tunnel on three occasions.
- Student-athletes, coaches, and support staff wear red white and blue wrist bands that say 'Mitch's Mission.'
- UC was the first NCAA Football Bowl Subdivision team to adopt a child through FOJ.
- In December of 2009, Mitch started 'Mitch's Mission', a non-profit organization that raises funds to send children with cancer and blood diseases to summer camp.
- For more information, visit www.MitchsMission.com.



CINCINNATI VS. RUTGERS • TEAM COMPARISONS

CINCINNATI (3-6, 1-3 BIG EAST)

Team Statistics	UC	OPP
Points/Game	25.4	25.8
First Downs	187	177
Rushing/Game	146.4	125.1
Passing/Game	262.8	236.6
Total Offense/Game	409.2	361.7
Fumbles-Lost	21-12	17-5
Pen.-Yds/Game	64/68.2	54/52.7
Time of Possession	27:25	32:34

INDIVIDUAL LEADERS

RUSHING	Att	Net	Avg	TD	YPG
Peard	96	696	7.2	2	87.0
Goebel	28	183	6.5	3	20.3

PASSING	C-A-I	Pct.	TD	YPG
Collaros	164-270-6	60.7	20	267.4

RECEIVING	Rec	Yds	Avg	TD	YPG
Binns	57	826	14.5	9	91.8
Woods	48	775	16.1	7	86.1

DEFENSE	U-A-TT	TFL	Int.	PBU
Schaffer	49-36-85	5.5	1	2
R. Johnson	43-12-55	2.0	1	4

RUTGERS (4-5, 1-3 BIG EAST)

Team Statistics	RU	OPP
Points/Game	20.6	19.3
First Downs	136	139
Rushing/Game	112.0	132.7
Passing/Game	178.6	187.2
Total Offense/Game	290.6	319.9
Fumbles-Lost	12-4	19-11
Pen.-Yds/Game	71/53.4	60/57.0
Time of Possession	32:09	27:50

INDIVIDUAL LEADERS

RUSHING	Att	Net	Avg	TD	YPG
Sanu	59	309	5.2	4	34.3
Martinek	83	277	3.3	4	34.6

PASSING	C-A-I	Pct.	TD	YPG
Dodd	80-143-3	55.9	5	123.2

RECEIVING	Rec	Yds	Avg	TD	YPG
Sanu	41	398	9.7	2	44.2
Harrison	25	441	17.6	4	49.0

DEFENSE	U-A-TT	TFL	Int.	PBU
Lowery	31-51-82	4.5	0	1
Lefeged	30-34-64	3.5	1	5



NCAA TEAM RANKINGS

Category	UC	RU
Rushing Offense	69	102
Passing Offense	28	91
Total Offense	42	113
Scoring Offense	79	101
Rushing Defense	26	36
Pass Efficiency Defense	107	64
Total Defense	53	25
Scoring Defense	63	21
Net Punting	41	100
Punt Returns	51	36
Kickoff Returns	83	15
Turnover Margin	118	13
Pass Defense	91	20
Passing Efficiency	38	93
Sacks	57	97
Tackles For A Loss	47	44
Sacks Allowed	114	120

2010 CINCINNATI FOOTBALL

THE BASICS ...

- ▶ The University of Cincinnati is in its 123rd football season with an all-time record of 550-548-51 (.502).
- ▶ Cincinnati (1885) is one of the five oldest programs in college football along with Rutgers (1869), Michigan (1879), Navy (1880), and Minnesota (1883).
- ▶ UC won its second straight BIG EAST Conference title in 2009, earning the league's BCS bowl bid for the second time.
- ▶ Head coach Butch Jones is in his first season with the Bearcats after going 27-13 with two Mid-American Conference Championships in three years at Central Michigan University.

COLLAROS DAY-TO-DAY ...

- ▶ Junior QB Zach Collaros, who missed the Syracuse game, returned to the starting lineup against West Virginia after suffering a knee injury in the fourth quarter of the Bearcats' 38-30 loss to USF.
- ▶ Prior to his injury, Collaros was 30-of-53 for 463 yards and three touchdowns.
- ▶ He has thrown for multiple touchdowns in six straight games, including a career-best five at UoFL.
- ▶ Collaros leads the BIG EAST in passing efficiency (147.29), total offense (243.7), total passing yards (2,139), and passing yards per game (237.7).
- ▶ In 12 starts, he has thrown for over 3,000 yards and 28 touchdowns against only seven interceptions.
- ▶ He has tallied four career 300-yard passing games, and a pair of 400-yard passing games. He shares the 400-yard passing game school record with Greg Cook (2 apiece).

COLLAROS AS A STARTER

Date	Opponent	Cmp-Att-Int	Yds	TD	Lg
10/24/09	LOUISVILLE	15-17-0	253	3	31
10/31/09	at Syracuse	22-28-0	295	4	81
11/07/09	CONNECTICUT	29-37-0	480	1	54
11/13/09	WEST VIRGINIA	17-24-1	205	0	27
09/04/10	at Fresno State	24-41-0	219	1	25
09/11/10	INDIANA STATE	11-17-0	130	2	29
09/16/10	at NC State	19-31-0	310	3	68
09/25/10	OKLAHOMA	23-38-1	305	3	69
10/09/10	MIAMI (OH)	14-17-0	216	3	48
10/15/10	at Louisville	18-28-2	275	5	62
10/22/10	USF	30-53-1	463	3	69
11/13/10	at West Virginia	25-45-2	221	0	24
12 GAMES:		247-376-7	3,372	28	81

LAST TIME AGAINST RUTGERS ...

- ▶ Several current UC players played key roles in UC's 47-15 win over Rutgers in the 2010 season opener.
- ▶ Isaiah Pead rushed eight times for 47 yards and a touchdown. He also added 52 yards receiving and a touchdown.
- ▶ Ten UC receivers caught balls from QBs Tony Pike and Zach Collaros with returners Armon Binns catching five balls for 41 yards, DJ Woods adding four catches for 71 yards, and Ben Guidugli with three catches for 43 yards.

CHANGES AT THE TOP OF THE BCS ...

- ▶ Looking at the final Bowl Championship Series Top-5 of 2009 (Alabama, Texas, UC, TCU, Florida), you can see how parity has crept into the top reaches of college football.
- ▶ Through roughly eight to nine games of the 2010 season,

those five teams are +14 in the loss column compared to their records a year ago.

- ▶ The two teams who have only lost a combined three game in 2010 (Alabama, TCU) both start senior quarterbacks while Texas, UC, and Florida all feature new signal callers.

TEAM	2009 RECORD	2010 RECORD
1. Alabama	14-0	8-2
2. Texas	13-1	4-6
3. <i>Cincinnati</i>	<i>12-1</i>	<i>3-6</i>
4. TCU	12-1	11-0
5. Florida	13-1	6-4

GETTING ACADEMIC WITH THE GSR ...

- ▶ UC once again ranks among the top BCS Conference schools in the most recent NCAA Graduation Success Rate.
- ▶ For the class entering in 2003, UC achieved a GSR of 81, which is above the federal rate of 61 for all college students who started school in 2003 as well as above the overall GSR of 79 for all student-athletes entering school in 2003.

ALL FOOTBALL SCHOOLS (BCS Conferences)

1. Notre Dame	96
2. Duke	95
Northwestern	95
4. Rice	93
5. Boston College	90
6. Vanderbilt	89
7. Rutgers	88
8. Stanford	86
9. Penn State	84
10. Washington	82
11. <i>Cincinnati</i>	<i>81</i>

YOUTH MOVEMENT PART I ...

- ▶ UC started eight sophomores and three juniors at Louisville and against USF, making the Bearcats the youngest defensive unit among BCS schools.
- ▶ The closest a fellow BCS team comes to matching the Bearcats' youth is Connecticut who starts one freshman and six sophomores on its defensive unit.
- ▶ UC is the only team nationally not starting a senior on defense.

YOUTH MOVEMENT PART II ...

- ▶ The youngsters appear to be taking over the University of Cincinnati football team.
- ▶ The Bearcats have only 12 seniors in 2010 and feature 63 players who are at a sophomore level or below.
- ▶ On the depth chart, UC does not start a senior on the defense and have seven senior starters total with six on offense and kicker Jacob Rogers.

NEW FLAG LEADING OUT THE BEARCATS ...



- ▶ The Bearcats were led onto the field at West Virginia by John Goebel carrying the City of Cincinnati flag.
- ▶ The flag was presented to the team by Cincinnati Mayor Mark Mallory during the team's recent bye week.

- ▶ Head coach Butch Jones and his staff will select an individual each week who most represents the core values of the program to lead the team out of the tunnel.

BACK-TO-BACK BIG EAST CONFERENCE CHAMPIONS

BREAKING DOWN THE RECORD

- ▶ Below are the records and streaks for Cincinnati

	2010	STREAK	SINCE 2007
Overall	3-6	L3	37-14
Home	2-3	L2	18-5
Road/Neut.	1-3	L1	19-9
BIG EAST	1-3	L3	18-7
BIG EAST Home	0-2	L2	8-4
BIG EAST Road	1-1	L1	10-3

AROUND THE BIG EAST CONFERENCE

2010 STANDINGS

	BIG EAST	OVERALL
Pittsburgh	3 - 1 .750	5 - 4 .556
Syracuse	4 - 2 .667	7 - 3 .700
USF	3 - 2 .600	6 - 3 .667
West Virginia	2 - 2 .500	6 - 3 .667
Connecticut	2 - 2 .500	5 - 4 .556
Louisville	2 - 3 .400	5 - 5 .500
Rutgers	1 - 3 .250	4 - 5 .444
<i>Cincinnati</i>	<i>1 - 3 .250</i>	<i>3 - 6 .333</i>

2010 COMPOSITE SCHEDULE

Saturday, November 20

WEST VIRGINIA at LOUISVILLE Noon, BIG EAST Network
 PITTSBURGH at USF Noon, ESPN2
 CONNECTICUT at SYRACUSE 7 p.m., ESPN2
 RUTGERS at CINCINNATI 7:30 p.m., BIG EAST Network

Friday, November 26

LOUISVILLE at RUTGERS 11 a.m., ESPN2
 WEST VIRGINIA at PITTSBURGH Noon, ABC

Saturday, November 27

CINCINNATI at CONNECTICUT Noon, BIG EAST Network
 Boston College at Syracuse Noon, ESPN/ESPN2
 USF at Miami (Fla.) TBA

Saturday, December 4

PITTSBURGH at CINCINNATI TBA. ABC/ESPN/ESPN2
 CONNECTICUT at USF TBA. ABC/ESPN/ESPN2
 RUTGERS at WEST VIRGINIA TBA. ABC/ESPN/ESPN2

BIG EAST Conference Games in ALL CAPS.

VOTE BEARCAT IN 2010!



- ▶ One year after beating out 11 other schools, UC fans have a chance to help the Bearcat win a second straight Capital One Mascot Challenge.

- ▶ There has never been a back to back winner.

- ▶ The Bearcat will have to beat out the mascots from Air Force, Idaho, LSU, Maryland, Miami (Fla.), Minnesota, Montana (the contest's first winner in 2002), Ohio State, Old Dominion, Oregon, Tennessee, UCLA, UTEP, Western Kentucky and Vanderbilt.

- ▶ Fans can vote as often as they like by visiting www.capitalonebowl.com or by texting BEARCAT to 69866.

- ▶ The competition officially began August 30 and runs 15 weeks. There will be 12 weeks of regular competition followed by quarterfinals, semi-finals, and ultimately the finals.

NIPPERT STADIUM

STREAKING AT HOME IN NON-LEAGUE PLAY ...

- ▶ UC has won 18 straight home non-conference games at Nippert Stadium, dating back to a 30-24 win over Temple in three overtimes on Sept. 20, 2003.
- ▶ UC is 12-0 on the home turf in non-conference play since the 2007 season.

SELLOUTS AT NIPPERT ...

- ▶ Including the 2009 campaign, Nippert Stadium has enjoyed a total of 21 sellouts in its lengthy history.
- ▶ Four of UC's six home games in 2009 were sellouts.
- ▶ Nippert Stadium's 12 largest crowds are listed below:

Att.	Date	Opponent	Result
35,106	11/27/09	Illinois	W, 49-36*
35,105	11/13/09	West Virginia	W, 24-21*
35,100	11/07/09	Connecticut	W, 47-45*
35,099	10/24/09	Louisville	W, 41-10*
35,098	11/22/08	Pittsburgh	W, 28-21*
35,097	11/17/07	West Virginia	L, 28-23*
35,097	10/13/07	Louisville	L, 28-24*
35,097	09/22/07	Marshall	W, 40-14*
35,097	09/02/01	Purdue	L, 19-14*
34,603	11/29/08	Syracuse	W, 30-10
33,909	10/09/10	Miami (OH)	W, 45-3
32,924	10/28/00	Miami (OH)	W, 45-15

*Sellouts

NIPPERT STADIUM ...

- ▶ UC's home field, Nippert Stadium was built in 1902 and completed as a full stadium in 1923, is the second-oldest playing site in the nation for college football.
- ▶ Among NCAA FBS and FCS schools, Nippert (1923) is the nation's seventh-oldest stadium still in use, preceded by Penn's Franklin Field (1895), Harvard Stadium (1903), Georgia Tech's Bobby Dodd Stadium (1913), the Yale Bowl (1914), Cornell's Schoellkopf Stadium (1915), and Wisconsin's Camp Randall Stadium (1917).
- ▶ Head coach Butch Jones calls Nippert the 'Wrigley Field' of college football.

GOING STREAKING ...

- ▶ UC recently had its 14-game Nippert Stadium winning streak snapped against USF, which dated back to the 2008 season.
- ▶ The streak, spanning the 2008-09 seasons and the first two home games at Nippert in 2010 (UC played Oklahoma at Paul Brown Stadium), marked the first time in UC history the Bearcats went undefeated at home in back-to-back seasons.
- ▶ The school-record streak of 15-straight wins was set during a span from Nov. 8, 1952-Nov. 13, 1954.
- ▶ Ten of the Top 12 crowds in Nippert history, including a stadium record of 35,106 against Illinois in 2009, have occurred since 2007.
- ▶ With an average of 31,964 fans in six home games in 2008, UC established a single-season attendance record, topping the 2007 average of 30,246.
- ▶ UC's 2009 average of 33,957 set a single-season mark for attendance, shattering the 2008 record of 31,964.
- ▶ Since 2007, UC has set three-straight attendance records and over 600,000 fans (607,809) have come through the Nippert turnstiles.

THIS #80 IS ONE TO WATCH OUT FOR ...

- ▶ Armon Binns caught his eighth touchdown reception of the year in the second quarter of the USF game, a 20-yard strike from Zach Collaros.
- ▶ He has 22 straight games with a reception and has caught five TD passes in the last four games.
- ▶ In his last two games Binns has 30 catches for 448 yards and five touchdowns.
- ▶ His 19 career receiving touchdowns place him in fourth on the UC career chart.
- ▶ He ranks behind Mardy Gilyard (25), Dominick Goodman (22), and Jim O'Brien (21).
- ▶ Binns entered last season, his junior year, having caught only two balls for 19 yards and no touchdowns.

A KNACK FOR FINDING 80 ...

- ▶ Over the past two seasons, Zach Collaros and Armon Binns have developed quite the on-field connection.
- ▶ The duo has combined for 12 touchdowns since 2009, most recently combining against USF on Oct. 22.

CHART TOPPER ...

- ▶ Jacob Rogers started the USF game with 304 career points and became the school leader in points scored and points scored by kicking after recording three field goals and three extra points.
- ▶ He hit a 49-yard field goal as time expired in the first half at West Virginia, his longest field goal of the 2010 season and longest field goal since hitting at 53 yarder at Hawai'i on Dec. 6, 2008
- ▶ He now has 321 points, passing former Lou Groza Award winner Jonathan Ruffin (1999-2002) for the top spot.
- ▶ Rogers has hit on seven straight field goal attempts.
- ▶ Rogers already holds the school marks for extra points made (174), extra points attempted (182), and points scored by kicking (321). He sits second in PAT percentage (.976) and second in field goals made (49).

ROGERS BY THE NUMBERS ...

Yr	FGs	20-29	30-39	40-49	50+	LG	PATs	Pts
'07	11-19	3-4	6-8	1-6	1-1	55	51-54	84
'08	16-23	2-3	4-6	6-9	3-4	54	34-36	81
'09	13-19	4-4	5-7	4-6	0-2	47	63-65	102
'10	9-11	4-4	0-0	5-6	0-1	49	26-27	53
TOT.	49-72	13-15	15-21	16-27	4-8	55	174-182	321

OH CAPTAIN MY CAPTAIN ...

- ▶ Head coach Butch Jones will name three captains for each UC game this year, one on offense, defense, and special teams.
- ▶ Listed below are UC's gameday captains for each contest.

GAME	OFFENSE	DEFENSE	SPECIAL TEAMS
at Fresno State	Jason Kelce (OL)	Derek Wolfe (DL)	Collin McCafferty (LB)
Indiana State	Zach Collaros (QB)	JK Schaffer (LB)	John Goebel (RB)
at NC State	Armon Binns (WR)	Drew Frey (DB)	Collin McCafferty (LB)
OKLAHOMA	Alex Hoffman (OL)	Dan Giordano (DL)	Tom DeTemple (LS)
MIAMI (OH)	Zach Collaros (QB)	JK Schaffer (LB)	Collin McCafferty (LB)
at Louisville	Jason Kelce (OL)	John Hughes (DL)	John Goebel (RB)
USF	Jason Kelce (OL)/Armon Binns (WR)	Walter Stewart (LB)	Drew Frey (DB)
SYRACUSE	CJ Cobb (OL)/Jason Kelce (OL)	JK Schaffer (LB)	Jacob Rogers (K)
at West Virginia	Jason Kelce (OL)/Armon Binns (WR)	John Hughes (DL)	Walter Stewart (DL)
RUTGERS			
at Connecticut			
PITTSBURGH			

CRANKING OUT THE YARDAGE ...

- ▶ Cincinnati finished the USF game with 590 total yards (512 passing yards, and 78 rushing yards), ranking ninth in school history for total yards in a game.
- ▶ Over the past five games, UC is averaging 445.2 yards of total offense and 26 points per game.
- ▶ Against Miami (OH), UC racked up a season-high 609 yards of total offense.
- ▶ During the five-game span, UC has averaged 160.8 yards rushing and 284.3 yards passing along with 15 passing touchdowns and four rushing scores.

TIME FOR SOME NEW STREAKS ...

- ▶ UC's 38-30 loss to USF snapped a 13-game league win streak, the third-longest in conference history, for UC.
- ▶ The loss also snapped a 14-game streak at Nippert Stadium, one off the school record of 15.
- ▶ UC fell behind in the first half (14-3), the first time this season in Nippert Stadium that the Bearcats have trailed and the first time since Nov. 17, 2007 that UC trailed by 11 points in Nippert Stadium (vs. West Virginia).
- ▶ The loss was UC's first at Nippert Stadium since a 28-23 defeat by West Virginia University on Nov. 17, 2007.
- ▶ UC has lost three straight games for the first time since the 2005 season. The Bearcats closed that year by dropping three consecutive games from Nov. 9 to Nov. 26.
- ▶ The loss at West Virginia snapped a seven-game BIG EAST Conference road winning streak, dating back to Oct. 25, 2008, a loss at Connecticut.

HANGING ON TO THE BALL ...

- ▶ After leading the country with only two fumbles lost and 10 turnovers a year ago, UC has been vexed by turnovers in 2010 with 12 fumbles lost and 19 turnovers.
- ▶ The Bearcats are -10 on turnovers as they have forced only nine turnovers of their own through nine games.

DOGS & CATS LIVING TOGETHER ... MASS HYSTERIA ...

- ▶ Quarterback Zach Collaros had a 35-yard pooch punt on UC's first drive, pinning the Bulls on the 1-yard line.
- ▶ He will not be taking sophomore punter Patrick O'Donnell's job anytime soon though.
- ▶ O'Donnell has 43 kicks on the year, averaging 42.3 yards per punt with 14 inside the 20, and six boots of 50 yards or more.

2010 CINCINNATI FOOTBALL

MAKING STOPS ...

- ▶ LB JK Schaffer ranks second in the BIG EAST Conference in tackles, averaging 9.4 stops per game.
- ▶ He has a team-high 85 stops in nine games, along with 5.5 tackles for a loss, a forced fumble, two passes defended, an interception, and a two pass break ups.
- ▶ He has tallied a career-best 16 tackles on two occasions (at NC State; at West Virginia) and had 13 tackles against No. 8/9 Oklahoma.

PRESSURING THE QB ...

- ▶ After not earning a sack against USF, the UC defense responded with six sacks in the past two contests after tallying 12 sacks in the first seven games of the year.
- ▶ Six separate players (Dan Giordano, Reuben Johnson, JK Schaffer, Monte Taylor, Chris Williams, Derek Wolfe) have recorded sacks during that span.
- ▶ Giordano holds the team lead with 4.5 sacks this season with Derek Wolfe is second with three sacks.
- ▶ UC tied a season high with nine tackles for a loss against Syracuse, equaling its output from the Oklahoma game.

MULTI-THREAT PLAYER ...

- ▶ Wide receiver and kick/punt returner DJ Woods leads the BIG EAST, averaging 166.2 all-purpose yards per game.
- ▶ He had totaled a league-leading 1,496 yards (27 rush, 775 receiving, 113 punt return, and 581 kick return).

PEAD GETTING THE YARDS ...

- ▶ RB Isaiah Pead ranks fifth in the BIG EAST averaging 87.0 yards per game.
- ▶ He has rushed 96 times for 696 yards and two touchdowns while adding 20 catches for 111 yards.
- ▶ He went for 169 yards against Oklahoma before adding a career-high 197 against rival Miami (OH) and following it up with 145 at Louisville.
- ▶ His 197 yards against the RedHawks came on just 10 carries, giving him an average of 19.7 yards per carry.
- ▶ For the season, the junior has averaged 7.3 yards per carry, leading the conference and tied for fifth-best nationally.
- ▶ Listed below are the top yards per carry runners nationally.

Rk.	Name, School	ATT	YDS	TD	Y/C
1.	Ontario McCalebb	78	683	9	8.8
2.	Taylor Martinez, Nebraska	123	957	12	7.8
3.	Allen Bradford, South Carolina	77	571	4	7.4
	Alex Green, Hawai'i	91	669	12	7.4
5.	Isaiah Pead, Cincinnati	96	696	2	7.3
	Colin Kaepernick, Nevada	129	946	15	7.3

WOODS FINDING THE END ZONE ...

- ▶ After his opening-play touchdown at UofL Woods added his second touchdown of the game on a 14-yard strike over the middle from Collaros in the third quarter.
- ▶ He has seven touchdown receptions on the season and 11 for his career. It's was his second multiple touchdown game of the season.
- ▶ Woods ranks second in the BIG EAST in receiving yards per game averaging a 86.1 yards per game clip. He has 48 catches for 775 yards and seven touchdowns. He has set career receiving highs on two occasions in 2010.

NOT WASTING ANY TIME ...

- ▶ The UC offense has learned to work quickly through five games, averaging 2:02 per score on its 38 scoring drives.
- ▶ Twenty-one of UC's 38 scores this season have come in under two minutes.
- ▶ The quickest drive was Isaiah Pead's 80-yard TD run against Miami (OH) which took just 13 seconds.
- ▶ The Bearcats have picked up some big chunks of yardage as well as only five drives have gone 10 or more plays.
- ▶ UC's longest drive of the season (6:13 seconds/14 plays) came in the recent 35-27 win at Louisville.

THE WAREHOUSE GUYS ...

- ▶ UC's defensive line group has shown a workmanlike mentality halfway through the season.
- ▶ Dan Giordano and Walter Stewart are tied for the team lead in tackles for loss (8.0) while Giordano sits atop the sack chart with 4.5.
- ▶ Tackles John Hughes, Brandon Mills, Jordan Stepp, and Derek Wolfe have proved to be effective run stoppers, holding five of nine opponents to less than five yards per carry and three foes to under 100-yards rushing.
- ▶ Listed below are the main players in UC's defensive line rotation and their numbers through nine games.

Name	T	TFL-Yds	Sacks-Yds	QBH
Walter Stewart	52	8.0-24	2.0-13	3
Dan Giordano	32	8.0-49	4.5-31	3
Brandon Mills	34	4.0-16	1.0-8	2
John Hughes	32	2.5-10	0.0-0	1
Derek Wolfe	32	4.0-17	3.0-15	2
Jordan Stepp	13	2.5-3	0.0-0	0
Monte Taylor	7	2.0-7	1.0-3	0

BONES THE FAVORITE TARGET AGAINST USF ...

- ▶ Marcus Barnett grabbed a 69-yard reception in the second quarter, racking up more yards on one play than his season high in a game in 2010.
- ▶ He finished the first half with 116 receiving yards, his first 100-yard receiving game since Nov. 24, 2007 against Syracuse (11 catches, 127 yards, 3 TDs).
- ▶ Barnett finished the game with a season-high in receptions (9) and receiving yards (174).

SCHOOL-RECORD SET AGAINST USF ...

- ▶ UC receivers Armon Binns (158), Marcus Barnett (174) and DJ Woods (137) each finished the USF game with 100-plus receiving yards, the first time in school history that three UC players have recorded more than 100 receiving yards in the same game.

BINNS NAMED BIG EAST PLAYER OF THE WEEK ...

- ▶ WR Armon Binns was named the BIG EAST Offensive Player of the Week coming off the Louisville (Oct. 15) game.
- ▶ Binns had eight receptions for 175 yards – both career highs – with three touchdowns in Cincinnati's 35-27, come-from-behind win at Louisville, extending the Bearcats' BIG EAST winning streak to 13 games.
- ▶ His 31-yard touchdown catch in the third quarter brought Cincinnati within three points and his 62-yard score in the fourth quarter accounted for the winning margin.

BACK-TO-BACK BIG EAST CONFERENCE CHAMPIONS

POLLING DATA

Associated Press Top 25

	TEAM	RECORD	VOTES
1	Oregon (38)	10-0	1469
2	Auburn (12)	11-0	1427
3	Boise State (9)	9-0	1377
4	TCU (1)	11-0	1361
5	LSU	9-1	1220
6	Wisconsin	9-1	1176
7	Stanford	9-1	1129
8	Ohio State	9-1	1073
9	Nebraska	9-1	1051
10	Alabama	8-2	916
11	Michigan State	9-1	910
12	Oklahoma State	9-1	879
13	Arkansas	8-2	816
14	Virginia Tech	8-2	671
15	Missouri	8-2	624
16	Oklahoma	8-2	611
17	South Carolina	7-3	520
18	Texas A&M	7-3	413
19	Nevada	9-1	412
20	USC	7-3	310
21	Iowa	7-3	251
22	Mississippi State	7-3	222
23	Arizona	7-3	156
24	Miami (FL)	7-3	107
25	Utah	8-2	105

Other BIG EAST TEAMS Receiving Votes
Syracuse 2.

USA TODAY Top 25

	TEAM	RECORD	VOTES
1	Oregon (46)	10-0	1457
2	Auburn (6)	11-0	1397
3	Boise State (5)	9-0	1329
4	TCU (2)	11-0	1318
5	Wisconsin	9-1	1197
6	LSU	9-1	1175
7	Ohio State	9-1	1107
8	Stanford	9-1	1066
9	Nebraska	9-1	1061
10	Oklahoma State	9-1	913
11	Michigan State	9-1	892
12	Alabama	8-2	828
13	Arkansas	8-2	745
14	Oklahoma	8-2	683
15	Virginia Tech	8-2	673
16	Missouri	8-2	583
17	South Carolina	7-3	521
18	Nevada	9-1	422
19	Texas A&M	7-3	359
20	Iowa	7-3	298
21	Miami (FL)	7-3	216
22	Mississippi State	7-3	184
23	Arizona	7-3	164
24	Utah	8-2	140
25	Northwestern	7-3	93

Others BIG EAST TEAMS Receiving Votes
Syracuse 13.

UC IN THE 2010 BIG EAST/NCAA FBS RANKINGS

Category	No.	National	Conference
Rushing Offense	146.4	69	6
Passing Offense	262.8	28	1
Total Offense	409.2	42	1
Scoring Offense	25.4	79	6
Rushing Defense	125.1	26	3
Pass Efficiency Def.	147.43	103	8
Total Defense	361.7	53	7
Scoring Defense	25.8	63	8
Net Punting	37.4	41	3
Punt Returns	8.6	51	7
Kickoff Returns	20.8	83	6
Turnover Margin	-1.1	118	8
Pass Defense	236.6	91	8
Passing Efficiency	138.32	38	2
Sacks	2.0	57	7
Tackles For Loss	6.1	47	6
Sacks Allowed	3.2	114	7

INDIVIDUAL

Rushing			
Pead	87.0	37	5

Passing Efficiency			
Collaros	147.29	25	1

Total Offense			
Collaros	243.7	41	1
Pead	87.0	-	13

Receptions Per Game			
Binns	6.3	19	1
Woods	86.1	20	2

Receiving Yards Per Game			
Binns	91.8	13	1
Woods	86.1	20	2

Punting			
O'Donnell	42.3	47	3

Punt Returns			
Woods	9.4	32	4

Kickoff Returns			
Woods	22.4	79	6

Field Goals			
Rogers	1.0	t-58	t-7

Scoring			
Binns	6.0	-	10
Rogers	5.9	-	11
Woods	5.3	-	12

All-Purpose Runners			
Woods	166.2	8	1
Pead	100.9	92	6
Binns	91.8	-	8

Sacks			
Giordano	0.5	t-70	t-7

Tackles			
Schaffer	9.4	27	2

Tackles For A Loss			
Stewart	0.9	-	t-9
Giordano	0.9	-	t-9

YOUNG PUP GETTING IT DONE ...

- Sophomore LB Maalik Bomar recorded a career-high 10 tackles against No. 8/9 Oklahoma.
- He is third on the team with 53 stops, including 38 solo tackles, fourth-best on the squad.
- Bomar is third on the team with 6.0 tackles for loss and has also forced two fumbles, and recorded a sack, along with a quarterback hurry.

TALKING THE TALK, WALKING THE WALK ...

- DB Reuben Johnson, a first-year starter, ranks second on the team with 55 tackles, including 43 solo stops, which is second on the team and first among UC defensive backs.
- He holds the team lead with four pass break ups and four passes defended.
- Johnson also has one of the team's four interceptions on the season.
- He had a career-high 11 tackles at Louisville.

STEADY AT THE BACK ...

- Safeties Drew Frey and Wesley Richardson have quietly put together a strong campaign.
- The preferred starting pair in the back end rank No. 5 and 7 on the defense in tackles with Frey tallying 34 and Richardson earning 33.
- Frey has added 1.5 tackles for loss in run support while Richardson has added a BIG EAST Conference leading three fumble recoveries along with an interception.
- Both have missed a game due to injury.

THE KEG STAYS IN CLIFTON ...

- The Keg of Nails, a traveling trophy awarded to the winner of the annual UC-UofL contest, will remain in Clifton for the third-straight year after UC knocked off the Cardinals 35-27 in Louisville on Oct. 15.
- UC has won three straight games against Louisville for the first time since taking four-in-a-row from the Cardinals from 1984-87.
- The Bearcats lead the all-time series with the Cardinals 28-21-1 and 13-9-1 in Louisville.

DEFENSIVE GEMS AT LOUISVILLE ...

- Reuben Johnson set a career high with 11 tackles.
- Walter Stewart had a season-high nine stops and a season-best 2.0 tackles for a loss.
- Camerron Cheatham made a game-saving play by tipping Froman's pass to Josh Bellamy on UofL's fourth-and-goal attempt from the 12-yard line.

DING, DING ...

- UC knocked off rival Miami (OH) for the fifth-straight year in the 115th Battle for the Victory Bell.
- With the win, UC matched the longest win streak in the series (five straight wins).
- The Bearcats last won five-straight games in the rivalry from 1897-1900 (2 games in 1897).
- UC's 42 point victory (45-3) is the largest UC win over Miami (OH). Prior to 2010, UC's highest margin of victory was 37 points (47-10) in Oxford in 2007.

PUTTING THE VICTORY BELL TO BED ...

- Team notes from UC's 45-3 Victory Bell clinching win over Miami (OH).
- UC scored on five of its first six possessions.
- UC's first two touchdowns took a combined 58 seconds (25 and 33 seconds) and a combined five plays.
- UC scored the most points (45) in a half since 49 points against SE Missouri State on Sept. 12, 2009.
- UC finished with 609 total yards, ranking fifth in school history for yards in a game.
- The last time UC had more than 600 yards of total offense was against Connecticut on 11/7/09 (711 total yards).
- UC's 384 rushing yards also ranks in the Top 10 of Cincinnati's record book, placing ninth.
- The last time UC rushed for more than 300 yards in a game was Aug. 30, 2007 (314 vs. SE Missouri State).

EIGHTY YARDS TO PAYDIRT ...

- RB Isaiah Pead had an 80-yard, career-long touchdown carry (and rush) in the first quarter against Miami (OH).
- It was the longest TD carry of the season for a UC player.
- Additionally, his 80-yard touchdown run ties with four others for the second-longest rush from scrimmage in UC history.
- It is a UC player's longest rush since Allen Harvin had an 80-yard run against Miami (OH) in 1982 and the longest UC run for a touchdown since Art Bailey scampered 80 yards against Southern Miss in 1977.
- Pead's touchdown took 13 seconds, the shortest time needed for UC to score this season.

MORE NEWCOMERS ...

- LB Doug Ryan, DB Devan Drane, DB Arryn Chenault, RB Adam Fearing, and WR Munchie Legaux each made their first appearance for UC against Miami (OH).
- With Chenault and Drane getting on the field, UC has now played seven true freshman on the season.
- Chenault (DB), Antwan Darlin (LB, Drane (DB), Legaux (WR), Roney Lozano (DL), Anthony McClung (WR), and Adrian Witty (DB) have all seen time in 2010.

RETURNING FROM INJURY ...

- Ben Guidugli returned from an ankle injury suffered against Oklahoma and put together his best game of the season against Miami (OH).
- The senior TE made four catches on UC's seventh scoring drive and caught his first touchdown of the season. His four catches and 47 receiving yards are both season highs.

FORMER LOCAL HS COACH JOINS STAFF ...

- University of Cincinnati head football coach Butch Jones announced the addition of Troy Everhart to his staff as the Coordinator of Recruiting Services.
- In his role at UC, Everhart, the former head coach at Winton Woods High School, will coordinate the Bearcats' on-campus recruiting efforts.
- Prior to joining the UC staff, Everhart spent 12 years at Winton Woods High School, the last 11 as head coach. He racked up a career record of 80-41 (.667), made the state playoffs in each of the past five years, and won the 2009 Ohio Division II State Championship.

2010 CINCINNATI FOOTBALL

BATTLE OUT FOR THE SEASON ...

- ▶ Junior DB Dominique Battle will miss the rest of the 2010 season after suffering a season-ending knee injury in the Oklahoma game.
- ▶ Battle started three games this season, making 12 tackles, two for a loss, breaking up two passes, and notching a sack.

SECOND-HALF STANDOUTS ...

- ▶ With UC holding a 45-3 halftime lead against Miami (OH), some of the second-unit players were able to showcase standout performances in the season half.
- ▶ RB George Winn had a 22-yard run, his career-long and finished with 81 rushing yards on 19 carries, both career highs.
- ▶ Obadiah Cheatham recorded his first career sack and ended the game with a game- and career-high seven tackles.
- ▶ Orion Woodard recorded his first career catch (9 yards).

BEARCATS ADD A PAIR OF TRANSFERS ...

- ▶ UC added a pair of transfers in QB Jordan Luallen (Georgia Tech) and DB Patrick White (Michigan State).
- ▶ Both will sit this season due to NCAA regulations and be eligible to play in the fall of 2011 with sophomore eligibility.

MANY, MANY BEARCATS ...

- ▶ When UC took on No. 8/9 Oklahoma at Paul Brown Stadium on Sept. 25, it marked UC's first game at the downtown venue since 2002.
- ▶ The attendance of 58,253 was the second largest home crowd ever for UC football, behind the 2002 game against Ohio State at PBS which drew 66,319.

McCLUNG ON THE BOARD ...

- ▶ True freshman Anthony McClung recorded his first career reception against No. 8/9 Oklahoma, a 25-yard catch in the first quarter.
- ▶ McClung finished with four catches for 58 yards.
- ▶ He is expected to see more of a role in the offense with the loss of Vidal Hazelton to a season-ending knee injury.

SCHAFER AND THE PICK ...

- ▶ JK Schaffer picked off a Landry Jones pass in the fourth quarter against No. 8/9 Oklahoma, somehow coming up with the ball on a remarkable shoelace catch.
- ▶ It was Schaffer's fourth career interception, which led to an eventual touchdown for UC, a 36-yard Zach Collaros pass to DJ Woods, bringing UC within two, 24-22.
- ▶ Schaffer's play was recognized as the No. 2 play of the night on ESPN SportsCenter's Top Plays.

MILESTONES RECORDED ...

- ▶ Senior John Goebel recorded his first touchdown reception on a 4-yard catch from QB Zach Collaros in the first quarter of the Oklahoma game.

SHOWING OFF SOME LEG ...

- ▶ Patrick O'Donnell uncorked a 61-yard punt against No. 8/9 Oklahoma, a career long for the sophomore.
- ▶ His previous best was 58 yards, set at NC State (9/16/10).
- ▶ It was the longest punt for a UC player since Kevin Huber's 64-yard kick against Rutgers (10/11/08).

RE-TOOLING THE OFFENSIVE LINE ...

- ▶ The Bearcats entered 2010 with a pair of new starters and three returners along the offensive line, but with only one player in his position that he played in 2009.
- ▶ Samuel Griffin flipped from right tackle to left tackle, and Randy Martinez has started the past two games, his first career starts, at left guard.
- ▶ Jason Kelce, who made 26 starts at left guard, swapped to the center position.
- ▶ Alex Hoffman stayed at his right guard spot, where he made 16-consecutive starts before missing two games due to a knee injury.
- ▶ C.J. Cobb, who returned from several serious injuries incurred in 2009, has started the past three games at right tackle, his first three career starts.
- ▶ Against No. 8/9 Oklahoma, Cobb and Hoffman switched spots, Cobb moving to right guard and Hoffman moving outside to right tackle.

A NEW CHALLENGE ...

- ▶ RB Darrin Williams made his second-straight start at running back in place of Isaiah Pead at NC State.
- ▶ Pead played in the game but did not start due to knee swelling.
- ▶ Williams finished the Indiana State game with a career-high 117 yards rushing on 13 carries.
- ▶ Williams has missed the better part of the last five games due to an ankle injury suffered on the opening kickoff of the Oklahoma game.
- ▶ He has rushed 20 times for 144 yards and returned eight kicks for 133 yards and a 16.6 yards per return average.

INDIANA STATE GAME BALLS ...

- ▶ Head coach Butch Jones presented a game ball to UC President Gregory Williams in the locker room following the win over Indiana State.
- ▶ Following that, director of athletics Mike Thomas and the team captains presented Coach Jones with a game ball in recognition of his first win at UC.

DEFENSIVE STANDOUTS IN RALEIGH ...

- ▶ JK Schaffer set a career high with 16 tackles on the night, his third career game with double-digit tackles.
- ▶ Maalik Bomar (8), Wesley Richardson (7), and John Hughes (5) all set career highs for tackles on the evening.
- ▶ Bomar and Dan Giordano both forced fumbles, and Richardson recovered them both.
- ▶ It was the first time the Bearcats had two or more fumble recoveries in a game since recovering a pair against West Virginia on Nov. 17, 2007.

CAVALCADE OF QB'S AT NIPPERT ...

- ▶ QB Zach Collaros became the fourth different QB to start the home opener at Nippert Stadium in the past four seasons. Collaros (2010) followed Tony Pike (2009), Dustin Grutza (2008), and Ben Mauk (2007).

A NEW CHALLENGE ...

- ▶ UC played its first three games of 2010 in 12 days. After battling Fresno State on Sept. 4, the Bearcats opened the home schedule against Indiana State on Sept. 11 before a quick turnaround to play at NC State on Sept. 16.

BACK-TO-BACK BIG EAST CONFERENCE CHAMPIONS

BEARCATS IN THE NFL

With the NFL season underway, the following 15 former Bearcats are on NFL rosters:

NAME	TEAM (YEARS)
Connor Barwin	Houston Texans (2/IR)
Brent Celek	Philadelphia Eagles (4)
Trent Cole	Philadelphia Eagles (6)
Alex Daniels	Dallas Cowboys (PS)
Mardy Gilyard	St. Louis Rams (R)
Tyjuan Hagler	Indianapolis Colts (5)
Kevin Huber	Cincinnati Bengals (1)
Jeff Linkenbach	Indianapolis Colts (R)
Ricardo Mathews	Indianapolis Colts (R)
Haruki Nakamura	Baltimore Ravens (3)
Tony Pike	Carolina Panthers (R)
DeAngelo Smith	Cleveland Browns (PS)
Brandon Underwood	Green Bay Packers (1)
Mike Wright	New England Patriots (6)
Mike Windt	San Diego Chargers (R)

NFL PEDIGREES

Cincinnati boasts two players on the roster who can lean on their fathers' backgrounds as NFL players.

- ▶ Austen Bujnoch—Son of Glenn Bujnoch, Bengals Buccaneers OL (1976-84)
- ▶ Deven Drane—Son of Dwight Drane, Bills DB (1986-91)

A FAMILY AFFAIR

This year's roster includes four Bearcats who followed in family footsteps to play for UC.

Brother Played at Cincinnati

- ▶ Austen Bujnoch—Digger (OL, 2004-07)
- ▶ Ben Guidugli—Gino (QB, 2001-04)
- ▶ Doug Pike—Tony (QB, 2007-09)

Father Played at Cincinnati

- ▶ Jared Rains—Dan (1974-77)

BEARCATS ON WATCH LISTS

Armon Binns, WR	Biletnikoff
Zach Collaros, QB	Manning, Maxwell, O'Brien
Ben Guidugli, TE	Mackey
Isaiah Pead, RB	Maxwell
JK Schaffer, LB	Nagurski

WHAT UC RETURNS IN 2010

CATEGORY	PCT. RETURNING
Starters	52% (13/25)
Letterwinners	71% (41/58)
Passing Yards	37% (1,494/4,014)
Rushing Yards	73% (1,307/1,803)
Receiving Yards	61% (2,468/4,014)
Passing Touchdowns	35% (10/29)
Rushing Touchdowns	65% (15/23)
Receiving Touchdowns	62% (24/39)
Receptions	61% (191/311)
Tackles	55% (569/1,039)
Sacks	58% (21.5/37)
Interceptions	50% (8/16)

JEFFERSON AVENUE SPORTS COMPLEX



NEW PRACTICE FIELDS TO DEBUT ...

- ▶ The Jefferson Avenue Sports Complex, which includes new practice fields for the Bearcats football team, made its long anticipated debut on Sept. 2, 2010. The Bearcats held a one-hour walk-through practice enjoying the complex for the first time.
- ▶ The ground breaking took place on March 16, 2010 for the project with an estimated construction cost of \$15.5 million.
- ▶ The first phase of construction, completed on Sept. 1, 2010, includes a lighted 100-yard field.
- ▶ The 100-yard field will also become a seasonal indoor practice facility during winter months via an air-supported "bubble" that will be inflated over the field.
- ▶ The bubble, which will be erected from late November to late February, will maintain an interior ambient temperature between 50-60 degrees.
- ▶ The complex will also help the university go green. A chilled water thermal storage tank will be installed under the shorter 50-yard field to assist with the university's air conditioning systems. The storage tank will help the university realize an ongoing annual energy savings in the range of \$750,000 to \$1 million.
- ▶ The second phase of the construction process will include the addition of a second, lighted 50-yard field, bleacher seating, a press box, a scoreboard, a video/viewing tower, locker/team rooms, a training/taping room, restrooms and a plaza to connect the practice facilities with UC's Varsity Village.

FACTS & FIGURES ...

- ▶ Practice space for all sports/home field for women's lacrosse
- ▶ The complex will also be made available to the Greater Cincinnati Area, including local high schools and the UC campus community as well.
- ▶ 50-yard field
- ▶ 100-yard field
- ▶ The 100-yard field will become an indoor practice facility via an air-supported bubble that will maintain an interior temperature between 50-60 degrees in the winter and will be in place from late November to late February.
- ▶ Seating area, press box, team meeting space, concessions, restrooms, and scoreboard.
- ▶ Lighting system making facility operational around the clock

HEAD FOOTBALL COACH BUTCH JONES ...

- ▶ "From a function standpoint, an indoor facility is absolutely crucial for our winter and foul weather workouts. We currently are unable to hold some of our winter workouts because we don't have a place to go indoors. We can't take steps back in the off season when other teams are moving forward. We need those things to continue building our championship program."

GROUND POUNDERS ...

- ▶ Cincinnati finished the 40-7 win over Indiana State with 263 rushing yards, the most since the Bearcats tallied 263 rushing yards against San Diego State on Sept. 29, 2007.
- ▶ For the first time since 2008, the ground game outgained the passing game.
- ▶ In a road game at Marshall on Oct. 3, 2008, UC rushed for 203 yards while passing for 158.
- ▶ The game was backup QB Chazz Anderson's first start at UC and a 33-10 win for the Bearcats.
- ▶ UC passed for 130 yards against the Sycamores, it's lowest passing output in a game since Oct. 22, 2006, when the Bearcats recorded 105 yards passing in a 23-6 win over USF.

REDEEMED ...

- ▶ John Goebel, who missed a good portion of the 2009 season due to injury, recorded his first touchdown since Nov. 29, 2008 (Syracuse) when he scored on a 3-yard rush in the third quarter against Indiana State.
- ▶ It was the eighth rushing touchdown of his career and came after a 28-yard gain on the previous play.
- ▶ He later scored on a 1-yard scamper after a Reuben Haley fumble recovery, giving the senior his first multiple touchdown game since Sept. 20, 2008 when he recorded two touchdowns against Miami (OH).

HELLO EVERYBODY ...

- ▶ Nine Bearcats made their first starts against Fresno State. Maalik Bomar (LB), C.J. Cobb (OL), Evan Davis (OL), Vidal Hazelton (WR), John Hughes (DL), Reuben Johnson (DB), Brandon Mills (DL), Wesley Richardson (DB), and Chris Williams (DB).
- ▶ Randy Martinez (OL), Darrin Williams (RB), and Dominique Battle (CB) made their first starts of the 2010 season against Indiana State.
- ▶ Chris Williams started the Oklahoma game at strong safety, in place of an injured Drew Frey.

FIRST-TIME BEARCATS ...

- ▶ Nine UC players made their first appearance in a UC jersey at Fresno State. Vidal Hazelton (WR), Adrian Witty (DB), Aaron Roberson (DB), Bruce Horner (DB), Mitch Meador (DL), Evan Davis (OL), Blake Annen (TE), Monte Taylor (DL), and Tom DeTemple (LS).
- ▶ George Winn (RB) and Robby Armstrong (LB) made their first appearances of 2010 against Indiana State while Austen Bujnoch (OL), Andre Cureton (OL), Quincy Quetant (DB), Demetrius Richardson (TE), and Anthony McClung (WR) made their first appearances as a Bearcat.

HAZELTON OUT FOR THE SEASON ...

- ▶ Vidal Hazelton will miss the rest of the 2010 season due to a knee injury suffered in the fourth quarter of UC's season-opening 28-14 loss at Fresno State Saturday.
- ▶ Hazelton, a senior who transferred from USC, was injured on a kickoff return. He underwent surgery performed by UC's Director of Orthopedic Services Dr. Angelo Colosimo at UC Hospital on Mon. Sept. 13, 2010.
- ▶ Prior to his injury, he had made six catches for 68 yards and returned three kickoffs for 41 yards.

PAIR OF GRAD STUDENTS ON THE 2010 SQUAD ...

- ▶ Seniors C.J. Cobb and John Goebel received their

bachelor's degrees on Saturday, June 12, 2010 during the 191st Commencement of the University.

- ▶ Both will enroll in graduate school for the 2010 season.

ACADEMICS STRONG IN 2010 ...

- ▶ Since arriving in Cincinnati, head coach Butch Jones has made an immediate impact, overseeing an academic quarter of great success.
- ▶ The Bearcats achieved a team GPA of 2.7 during the Winter 2010 quarter, up from a 2.4 in the Fall 2009 quarter.
- ▶ Thirty-two student-athletes achieved a GPA of 3.0 or above, including linebacker JK Schaffer who posted a 4.0 GPA.

OBADIAH CHEATHAM EARNS SCHOLARSHIP ...

- ▶ Senior walk-on Obadiah Cheatham was honored during training camp as head coach Butch Jones announced he would be placed on scholarship for the 2010 season.
- ▶ Cheatham, a linebacker, is the fifth former walk-on playing in 2010 on scholarship, joining Tom DeTemple, Jason Kelce, Collin McCafferty, and Wesley Richardson.

TAKE ME TO HIGHER GROUND ...

- ▶ For the past 11 years, the UC football has called the Higher Ground Conference and Retreat Center in West Harrison, Ind., its preseason training home.
- ▶ The 280-acre facility is located about 30 miles from campus and has served as the Bearcats training camp location since the lead up to the 1999 season.
- ▶ Among many amenities, Higher Ground features a pair of 100-yard FieldTurf practice fields, ample living and meeting spaces and no distractions from football.
- ▶ UC is one of four BCS programs that holds training camp off-campus

AN OFFENSIVE COMPARISON ...

- ▶ With head coach Butch Jones taking over the UC program entering 2010, many have wondered what that will mean for the high-octane offense Bearcats fans have seen the past several years.
- ▶ Jones has kept the spread no-huddle attack, but fans will see a bit more offensive balance in 2010 as Jones and offensive coordinator Mike Bajakian will place an emphasis on offensive balance and the running game.
- ▶ Here's a look at how UC and CMU stacked up in the NCAA rankings from 2009.

UC	CATEGORY	CMU
69 (138.7)	Rushing Offense	43 (167.6)
8 (308.8)	Passing Offense	33 (255.5)
11 (447.5)	Total Offense	24 (423.1)
4 (38.6)	Scoring Offense	13 (33.9)
2 (161.21)	Passing Efficiency	14 (146.96)
120 (25:46)	Time of Possession	52 (30:21)

SIGMA SIGMA ...

- ▶ Four University of Cincinnati football players, C.J. Cobb, Zach Collaros, John Goebel, and Jason Kelce hold the unique honor of being members of Sigma Sigma.
- ▶ Juniors Chazz Anderson and JK Schaffer were tapped in to Sigma Sigma during halftime of the Miami (OH) game.
- ▶ A local honor fraternity, Sigma Sigma was founded in the summer of 1898 and lists its most important function as teaching loyalty to the University of Cincinnati.

ROSTER BY POSITION

OFFENSIVE LINE

53	Randy Martinez	OL	6-1	283	Jr.-1L	Teaneck, N.J./Teaneck
56	Eric Lefeld	OL	6-6	249	Fr.-HS	Coldwater, Ohio/Coldwater
59	Alex Hoffman	OL	6-7	296	Jr.-2L	Indianapolis, Ind./Cathedral
60	Jason Kelce	OL	6-4	280	Sr.-3L	Cleveland Hts., Ohio/Cleveland Hts.
62	Cory Keebler	OL	6-7	249	Fr.-HS	Liberty Township, Ohio/Lakota East
63	Dan Sprague	OL	6-3	287	Fr.-RS	Worthington, Ohio/Kilbourne
64	Mitch Kessel	OL	6-5	275	Fr.-RS	Bloomfield Hills, Mich./Seaholm
65	TJ Franklin	OL	6-4	288	Jr.-SQ	Maryville, Tenn./Knoxville Catholic
66	Samuel Griffin	OL	6-4	266	Sr.-2L	Englewood, N.J./Don Bosco Prep
67	Doug Pike	OL	6-2	286	Fr.-RS	Cincinnati, Ohio/Reading
70	CJ Cobb	OL	6-4	306	Sr.-2L	Jacksonville, Fla./Sandalwood
72	Evan Davis	OL	6-4	289	Jr.-2L	Cincinnati, Ohio/Colerain
75	Kevin Schloemer	OL	6-7	281	Fr.-HS	Liberty Township, Ohio/Lakota West
76	Austen Bujnoch	OL	6-5	275	Fr.-RS	Cincinnati, Ohio/Elder
77	Sean Hooey	OL	6-9	297	So.-SQ	Litchfield, Mich./Hillsdale
79	Andre Cureton	OL	6-6	327	Fr.-RS	Indianapolis, Ind./Pike

QUARTERBACKS

11	Brendon Kay	QB	6-4	229	So.-SQ	Marine City, Mich./Marine City
12	Zach Collaros	QB	6-0	216	Jr.-2L	Steubenville, Ohio/Steubenville
13	Cody Kater	QB	6-3	220	Fr.-HS	Montague, Mich./Montague
14	Chazz Anderson	QB	6-1	207	Jr.-1L	Pickerington, Ohio/Central
16	Nick West	QB	6-2	199	Fr.-HS	Hebron, Ky./Conner

RUNNING BACKS

10	Darrin Williams	RB	5-7	175	So.-1L	Detroit, Mich./Martin Luther King
22	John Goebel	RB	6-2	213	Sr.-3L	Milford, Mich./Brother Rice
23	Isaiah Pead	RB	5-11	200	Jr.-2L	Columbus, Ohio/Eastmoor Academy
25	Adam Fearing	RB	5-9	186	So.-HS	Dayton, Ohio/Carroll
28	Demitri Beal	RB	5-11	260	Fr.-HS	Pembroke Park, Fla./Chaminade-Madonna
30	Isaiah Nearor	RB	5-8	190	Fr.-HS	Cincinnati, Ohio/Wyoming
32	George Winn	RB	5-11	201	So.-1L	Southfield, Mich./U. of Detroit Jesuit
41	Jared Rains	RB	5-10	192	So.-SQ	Aliquippa, Pa./Hopewell

TIGHT ENDS

19	Ben Guidugli	TE	6-1	230	Sr.-3L	Ft. Thomas, Ky./Highlands
48	Travis Kelce	TE	6-6	259	So.-1L	Cleveland Hts., Ohio/Cleveland Hts.
86	Blake Annen	TE	6-5	233	Fr.-RS	Upper Arlington, Ohio/Upper Arlington
88	Adrien Robinson	TE	6-5	270	Jr.-2L	Indianapolis, Ind./Warren Central
89	Demetrius Richardson	TE	6-2	237	So.-SQ	Marlton, N.J./Cherokee/USMAPS

WIDE RECEIVERS

1	Kenbrell Thompkins	WR	6-1	182	Jr.-JC	Miami, Fla./Northwestern/El Camino CC
3	DJ Woods	WR	6-0	176	Jr.-2L	Strongsville, Ohio/Strongsville
4	Munchie Legaux	QB	6-5	190	Fr.-HS	New Orleans, La./Edna Karr
6	Jamar Howard	WR	6-4	227	Sr.-SQ	Cincinnati, Ohio/Withrow/Coll. of the Sequoias
7	Vidal Hazelton	WR	6-3	213	Sr.-TR	Staten Island, N.Y./Hargrave Military/USC
15	Montrel Church	WR	6-0	192	Fr.-HS	Southfield, Mich./Southfield-Lathrup
17	Anthony McClung	WR	6-0	165	Fr.-HS	Indianapolis, Ind./Pike
18	Evan Aleshire	WR	6-3	192	Fr.-HS	Cincinnati, Ohio/Wyoming
29	Juan Glover	WR	5-10	161	Fr.-HS	Cincinnati, Ohio/Winton Woods
80	Armon Binns	WR	6-3	204	Sr.-3L	Pasadena, Calif./Pasadena
81	Tomaz Hilton	WR	6-3	208	Jr.-2L	Youngstown, Ohio/The Rayen
82	Ben Gertz	WR	6-6	200	Fr.-HS	Cincinnati, Ohio/Reading
83	Danny Milligan	WR	5-9	175	So.-SQ	Cincinnati, Ohio/St. Xavier
84	Orion Woodard	WR	6-3	219	Jr.-2L	Pompton Lakes, N.J./Pompton Lakes
85	Marcus Barnett	WR	6-1	173	Sr.-3L	Forestville, Md./Frederick Douglass

SPECIALISTS

14	Tony Miliano	K	6-2	198	Fr.-HS	North Bend, Ohio/Elder
17	John Lloyd	P	6-2	237	Fr.-HS	Cincinnati, Ohio/CHCA
34	Pat O'Donnell	P	6-5	214	So.-SQ	Lakewood, Fla./Palm Beach Central
96	Tom DeTemple	LS	6-2	232	Jr.-1L	Cincinnati, Ohio/Moeller
97	Jacob Rogers	K	6-4	217	Sr.-3L	Warsaw, Ind./Warsaw

DEFENSIVE BACKS

5	Reuben Johnson	DB	5-10	180	So.-1L	Lawnside, N.J./Winslow Township
8	Adrian Witty	DB	5-10	170	Fr.-HS	Deerfield Beach, Fla./Deerfield Beach
9	Dominique Battle	DB	6-0	182	Jr.-2L	Boca Raton, Fla./American Heritage
13	Pat Lambert	DB	6-1	197	So.-1L	St. Cloud, Fla./Osceola
16	Will Saddler	DB	6-4	215	Fr.-RS	Columbus, Ind./Columbus East
20	Chris Williams	DB	6-0	182	So.-1L	Cincinnati, Ohio/Winton Woods
21	Cameron Cheatham	DB	5-9	190	So.-1L	Kalamazoo, Mich./Central
23	Reuben Haley	DB	6-0	185	Jr.-SQ	Cincinnati, Ohio/Mount Healthy
24	Wesley Richardson	DB	6-0	200	Jr.-2L	Columbus, Ohio/Olentangy Liberty
25	Arryn Chenault	DB	6-0	196	Fr.-HS	Cincinnati, Ohio/Fairfield
26	Drew Frey	DB	6-3	200	So.-1L	Wilmington, Ohio/Clinton-Massie
27	Jorian Hudson	DB	6-2	186	Fr.-HS	Cincinnati, Ohio/Roger Bacon
31	Bruce Horner	DB	6-1	171	So.-SQ	Southfield, Mich./Harrison
33	Deven Drane	DB	5-11	179	Fr.-HS	Plantation, Fla./Plantation
34	Aaron Roberson	DB	5-11	184	So.-TR	Maple Hts., Ohio/Chanel/Gannon
36	Quincy Quetant	DB	6-2	205	So.-RS	Orlando, Fla./Timber Creek

LINEBACKERS

4	Maalik Bomar	LB	6-2	213	So.-1L	Cincinnati, Ohio/Winton Woods
11	Collin McCafferty	LB	6-2	216	Sr.-3L	Maineville, Ohio/Kings
33	Solomon Tentman	LB	6-2	221	Fr.-HS	Cincinnati, Ohio/Roger Bacon
35	Josh Russ	LB	6-5	220	Fr.-HS	Elyria, Ohio/Elyria Catholic
37	JK Schaffer	LB	6-1	223	Jr.-2L	Cincinnati, Ohio/LaSalle
39	Alex Delisi	LB	6-2	230	Jr.-1L	Clarkston, Mich./St. Mary's Preparatory
42	Antwan Darling	LB	6-1	200	Fr.-HS	Miami, Fla./Central
43	Robby Armstrong	LB	6-2	221	Sr.-1L	Murrysville, Pa./Franklin Regional
44	Corey Mason	LB	6-3	218	Fr.-HS	Cincinnati, Ohio/Elder
47	Colin Lozier	LB	6-0	214	So.-1L	Cincinnati, Ohio/Colerain
52	Ricardo Thompson	LB	6-0	229	Jr.-SQ	Cincinnati, Ohio/Withrow
54	Walter Stewart	LB	6-5	235	So.-1L	Ashville, Ohio/Teays Valley
57	Obadiah Cheatham	LB	6-2	227	Sr.-1L	Cincinnati, Ohio/Shroder Paideia Acad.
91	Ryan Paxson	LB	6-6	226	Fr.-RS	Brighton, Mich./Brighton

DEFENSIVE LINE

40	John Hughes	DL	6-4	303	Jr.-2L	Gahanna, Ohio/Lincoln
45	Rob Trigg	DL	6-3	265	Jr.-2L	Dayton, Ohio/Chaminade-Julienne
46	Mitch Meador	DL	6-4	248	Fr.-RS	Greenwood, Ind./Whiteland Community
49	Sean McClellan	DL	6-4	257	Fr.-RS	Cincinnati, Ohio/Moeller
55	Roney Lozano	DL	6-3	267	Fr.-HS	Miami, Fla./American
58	Brandon Mills	DL	5-10	236	So.-1L	Cincinnati, Ohio/Colerain
59	Steve Hancock	DL	6-3	236	Jr.-SQ	Sterling, Va./Potomac Falls
78	Adam Dempsey	DL	6-2	261	So.-HS	Fort Thomas, Ky./Highlands
90	Cameron Beard	DL	6-5	184	Fr.-HS	Indianapolis, Ind./Cathedral
92	Michael Hilty	DL	6-5	253	Fr.-RS	Powell, Ohio/Olentangy Liberty
93	Brad Harrah	DL	6-5	230	Fr.-HS	Marion, Ohio/Marion Pleasant
94	Jordan Stepp	DL	6-1	287	Fr.-RS	Indianapolis, Ind./Ben Davis
95	Derek Wolfe	DL	6-6	295	Jr.-2L	Lisbon, Ohio/Beaver Local
99	Dan Giordano	DL	6-4	253	So.-1L	Frankfort, Ill./Lincoln-Way East

PRONOUNCIATIONS

PLAYERS

Evan Aleshire.....ale-SHY-er
 Blake Annen.....aah-NIN
 Alex Apyan.....A-pee-un
 Armon Binns.....R-mon
 Arryn Chenault.....sha-NO
 Austen Bujnoch.....BOOJ-knock
 Obadiah Cheatham.....O-ba-DIE-a
 Zach Collaros.....ko-LAH-ris
 Alex Delisi.....Duh-LEE-see
 Drew Frey.....Fry
 Dan Giordano.....GEE-or-dah-no
 John Goebel.....GO-bull
 Ben Guidugli.....Ga-DOO-lee
 Vidal Hazelton.....VEE-dahl
 Tomaz Hilton.....TOE-maz
 Jason/Travis Kelce.....KEL-see
 Eric Lefeld.....LAY-feld
 Munchie Legaux.....LE-go
 Roney Lozano.....row-NEY luh-ZAH-no
 Colin Lozier.....LOW-zhur
 Mitch Meador.....MEH-door
 Tony Miliano.....mil-eee-AH-no
 Quincy Quetant.....KAY-tont

COACHES

Jahmile Addae.....juh-MALL UH-dye
 Mike Bajakian.....buh-JAY-key-in
 Kerry Coombs.....combs
 John Jancek.....JAN-sick
 Mike Szerszen.....sir-SHIN
 T.J. Weist.....WEEST

CINCINNATI 4077TH (INJURIES)

OUT FOR SEASON

9 Dominique Battle.....Knee (Out For Season)
 7 Vidal Hazelton.....Knee (Out For Season)
 33 Solomon Tentman.....Knee (Out For Season)

CINCINNATI DEPTH CHART**GAME 10 • RUTGERS**

OFFENSE

LT	66	Samuel Griffin	6-4	266	Sr.-2L
	79	Andre Cureton	6-6	327	Fr.-RS
LG	53	Randy Martinez	6-1	283	Jr.-1L
	76	Austen Bujnoch	6-5	275	Fr.-RS
C	60	Jason Kelce	6-4	280	Sr.-3L
	65	TJ Franklin	6-4	288	Jr.-SQ
RG	70	CJ Cobb	6-4	306	Sr.-2L
	72	Evan Davis	6-4	289	Jr.-2L
RT	59	Alex Hoffman	6-7	296	Jr.-2L
	77	Sean Hooey	6-9	297	So.-SQ
TE	19	Ben Guidugli	6-1	230	Sr.-3L
	88	Adrien Robinson	6-5	270	Jr.-2L
	86	Blake Annen	6-5	233	Fr.-RS
WR	85	Marcus Barnett	6-1	173	Sr.-3L
	4	Munchie Legaux	6-5	190	Fr.-HS
WR	3	DJ Woods	6-0	176	Jr.-2L
	17	Anthony McClung	6-0	165	Fr.-HS
WR	80	Armon Binns	6-3	204	Sr.-3L
	81	Tomaz Hilton	6-3	208	Jr.-2L
	84	O.J. Woodard	6-3	219	Jr.-2L
QB	12	Zach Collaros	6-0	216	Jr.-2L
	14	Chazz Anderson	6-1	207	Jr.-1L
	11	Brendon Kay	6-4	229	So.-SQ
RB	23	Isaiah Pead	5-11	200	Jr.-2L
	22	John Goebel	6-2	213	Sr.-3L

DEFENSE

L	58	Brandon Mills	5-10	236	So.-1L
	87	Monte Taylor	6-5	258	Jr.-JC
T	95	Derek Wolfe	6-6	295	Jr.-2L
	55	Roney Lozano	6-3	267	Fr.-HS
N	40	John Hughes	6-4	303	Jr.-2L
	94	Jordan Stepp	6-1	287	Fr.-RS
E	99	Dan Giordano	6-4	253	So.-1L
	59	Steve Hancock	6-3	236	Jr.-SQ
WLB	4	Maalik Bomar	6-2	213	So.-1L
	42	Antwan Darling	6-1	200	Fr.-HS
MLB	37	JK Schaffer	6-1	223	Jr.-2L
	57	Obadiah Cheatham	6-2	227	Sr.-1L
SLB	54	Walter Stewart	6-5	235	So.-1L
	43	Robby Armstrong	6-2	221	Sr.-1L
BC	5	Reuben Johnson	5-10	180	So.-1L
	23	Reuben Haley	6-0	185	Jr.-SQ
FS	24	Wesley Richardson	6-0	200	Jr.-2L
	20	Chris Williams	6-0	182	So.-1L
SS	26	Drew Frey	6-3	200	So.-1L
	13	Pat Lambert	6-1	197	So.-1L
FC	21	Camerron Cheatham	5-9	190	So.-1L
	33	Deven Drane	5-11	179	Fr.-HS

SPECIAL TEAMS

LS	96	Tom DeTemple	6-2	232	Jr.-1L
	60	Jason Kelce	6-4	280	Sr.-3L
H	34	Patrick O'Donnell	6-5	214	So.-SQ
	11	Brendon Kay	6-4	229	So.-SQ
PK	97	Jacob Rogers	6-4	217	Sr.-3L
	14	Tony Miliano	6-2	198	Fr.-HS
P	34	Patrick O'Donnell	6-5	214	So.-SQ
	83	Danny Milligan	5-9	175	So.-SQ
KOR	3	DJ Woods	6-0	176	Jr.-2L
	17	Anthony McClung	6-0	165	Fr.-HS
PR	3	DJ Woods	6-0	176	Jr.-2L
	17	Anthony McClung	6-0	165	Fr.-HS

NUMERICAL

No.	Name	Pos.	Ht.	Wt.	Cl./Elig.	Hometown/High School/Last School	
	1	Kenbrell Thompson	WR	6-1	182	Jr.-JC	Miami, Fla./Northwestern/El Camino CC
	3	DJ Woods	WR	6-0	176	Jr.-2L	Strongsville, Ohio/Strongsville
+	4	Maalik Bomar	LB	6-2	213	So.-1L	Cincinnati, Ohio/Winton Woods
+	4	Munchie Legaux	WR	6-5	190	Fr.-HS	New Orleans, La./Edna Karr
	5	Reuben Johnson	DB	5-10	180	So.-1L	Lawnside, N.J./Winslow Township
	6	Jamar Howard	WR	6-4	227	Sr.-SQ	Cincinnati, Ohio/Withrow/Coll. of the Sequoias
	7	Vidal Hazelton ^	WR	6-3	213	Sr.-TR	Staten Island, N.Y./Hargrave Military/USC
	8	Adrian Witty	DB	5-10	170	Fr.-HS	Deerfield Beach, Fla./Deerfield Beach
	9	Dominique Battle ^	DB	6-0	182	Jr.-2L	Boca Raton, Fla./American Heritag
	10	Darrin Williams	RB	5-7	175	So.-1L	Detroit, Mich./Martin Luther King
+	11	Brendon Kay	QB	6-4	229	So.-SQ	Marine City, Mich./Marine City
+	11	Collin McCafferty	LB	6-2	216	Sr.-3L	Maineville, Ohio/Kings
	12	Zach Collaros	QB	6-0	216	Jr.-2L	Steubenville, Ohio/Steubenville
+	13	Cody Kater	QB	6-3	220	Fr.-HS	Montague, Mich./Montague
+	13	Pat Lambert	DB	6-1	197	So.-1L	St. Cloud, Fla./Osceola
+	14	Chazz Anderson	QB	6-1	207	Jr.-1L	Pickerington, Ohio/Central
+	14	Tony Miliano	K	6-2	198	Fr.-HS	North Bend, Ohio/Elder
	15	Montrel Church	WR	6-0	192	Fr.-HS	Southfield, Mich./Southfield-Lathrup
+	16	Will Saddler	DB	6-4	215	Fr.-RS	Columbus, Ind./Columbus East
+	16	Nick West	QB	6-2	199	Fr.-HS	Hebron, Ky./Conner
+	17	John Lloyd	P	6-2	237	Fr.-HS	Cincinnati, Ohio/CHCA
+	17	Anthony McClung	WR	6-0	165	Fr.-HS	Indianapolis, Ind./Pike
	18	Demitri Beal	DB	5-11	184	Fr.-HS	Pembroke Park, Fla./Chaminade-Madonna
	19	Ben Guidugli	TE	6-1	230	Sr.-3L	Ft. Thomas, Ky./Highlands
+	20	Evan Aleshire	WR	6-3	192	Fr.-HS	Cincinnati, Ohio/Wyoming
+	20	Chris Williams	DB	6-0	182	So.-1L	Cincinnati, Ohio/Winton Woods
	21	Camerron Cheatham	DB	5-9	190	So.-1L	Kalamazoo, Mich./Central
	22	John Goebel	RB	6-2	213	Sr.-3L	Milford, Mich./Brother Rice
+	23	Reuben Haley	DB	6-0	185	Jr.-SQ	Cincinnati, Ohio/Mount Healthy
+	23	Isaiah Pead	RB	5-11	200	Jr.-2L	Columbus, Ohio/Eastmoor Academy
	24	Wesley Richardson	DB	6-0	200	Jr.-2L	Columbus, Ohio/Olentangy Liberty
+	25	Arryn Chenault	DB	6-0	196	Fr.-HS	Cincinnati, Ohio/Fairfield
+	25	Adam Fearing	RB	5-9	186	So.-HS	Dayton, Ohio/Carroll
	26	Drew Frey	DB	6-3	200	So.-1L	Wilmington, Ohio/Clinton-Massie
	27	Jorian Hudson	DB	6-2	186	Fr.-HS	Cincinnati, Ohio/Roger Bacon
	29	Juan Glover	WR	5-10	161	Fr.-HS	Cincinnati, Ohio/Winton Woods
	30	Isaiah Nearor	RB	5-8	190	Fr.-HS	Cincinnati, Ohio/Wyoming
	31	Bruce Horner	DB	6-1	171	So.-SQ	Southfield, Mich./Harrison
	32	George Winn	RB	5-11	201	So.-1L	Southfield, Mich./U. of Detroit Jesuit
+	33	Aaron Roberson	DB	5-11	184	So.-TR	Maple Hts., Ohio/Chanel/Gannon
+	33	Solomon Tentman ^	LB	6-2	221	Fr.-HS	Cincinnati, Ohio/Roger Bacon
+	33	Deven Drane	DB	5-11	179	Fr.-HS	Plantation, Fla./Plantation
	34	Pat O'Donnell	P	6-5	214	So.-SQ	Lakeworth, Fla./Palm Beach Central
	35	Josh Russ	LB	6-5	220	Fr.-HS	Elyria, Ohio/Elyria Catholic
	36	Quincy Quetant	DB	6-2	205	So.-RS	Orlando, Fla./Timber Creek
	37	JK Schaffer	LB	6-1	223	Jr.-2L	Cincinnati, Ohio/LaSalle
	39	Alex Delisi	LB	6-2	230	Jr.-1L	Clarkston, Mich./St. Mary's Preperatory
	40	John Hughes	DL	6-4	303	Jr.-2L	Gahanna, Ohio/Lincoln
	41	Jared Rains	RB	5-10	192	So.-SQ	Aliquippa, Pa./Hopewell
	42	Antwan Darling	LB	6-1	200	Fr.-HS	Miami, Fla./Central
	43	Robby Armstrong	LB	6-2	221	Sr.-1L	Murrysville, Pa./Franklin Regional
	44	Corey Mason	LB	6-3	218	Fr.-HS	Cincinnati, Ohio/Elder
	45	Rob Trigg	DL	6-3	265	Jr.-2L	Dayton, Ohio/Chaminade-Julienne
	46	Mitch Meador	DL	6-4	248	Fr.-RS	Greenwood, Ind./Whiteland Communit

ALPHABETICAL

20	Evan Aleshire	WR
14	Chazz Anderson	QB
86	Blake Annen	TE
43	Robby Armstrong	LB
85	Marcus Barnett	WR
9	Dominique Battle	DB
18	Demitri Beal	DB
90	Camaron Beard	DL
80	Armon Binns	WR
4	Maalik Bomar	LB
76	Austen Bujnoch	OL
21	Camerron Cheatham	DB
57	Obadiah Cheatham	LB
25	Arryn Chenault	DB
70	CJ Cobb	OL
12	Zach Collaros	QB
79	Andre Cureton	OL
42	Antwan Darling	LB
72	Evan Davis	OL
39	Alex Delisi	LB
78	Adam Dempsey	DL
96	Tom DeTemple	LS
33	Deven Drane	DB
25	Adam Fearing	WR
65	TJ Franklin	OL
26	Drew Frey	DB
82	Ben Gertz	WR
99	Dan Giordano	DL
29	Juan Glover	WR
22	John Goebel	RB
66	Samuel Griffin	OL
19	Ben Guidugli	TE
23	Reuben Haley	DB
59	Steve Hancock	DL
93	Brad Harrah	DL
7	Vidal Hazelton	WR
81	Tomaz Hilton	WR
92	Michael Hilty	DL
59	Alex Hoffman	OL
77	Sean Hooley	OL
31	Bruce Horner	DB
6	Jamar Howard	WR
27	Jorian Hudson	DB
40	John Hughes	DL
5	Reuben Johnson	DB
13	Cody Kater	QB
11	Brendon Kay	QB
62	Cory Keebler	OL
60	Jason Kelce	OL
48	Travis Kelce	TE
64	Mitch Kessel	OL
13	Pat Lambert	DB
56	Eric Lefeld	OL
4	Munchie Legaux	QB
17	John Lloyd	P

ALPHABETICAL

55	Roney Lozano	DL
47	Colin Lozier	LB
53	Randy Martinez	OL
44	Corey Mason	LB
11	Collin McCafferty	LB
49	Sean McClellan	DL
17	Anthony McClung	WR
46	Mitch Meador	DL
14	Tony Miliano	K
83	Danny Milligan	WR
58	Brandon Mills	DL
30	Isaiah Nearor	RB
34	Patrick O'Donnell	P
91	Ryan Paxson	LB
23	Isaiah Pead	RB
67	Doug Pike	OL
36	Quincy Quetant	DB
41	Jared Rains	RB
89	Demetrius Richardson	TE
24	Wesley Richardson	DB
22	Aaron Roberson	DB
88	Adrien Robinson	TE
15	Montrel Church	WR
97	Jacob Rogers	K
35	Josh Russ	LB
56	Doug Ryan	LB
16	Will Saddler	DB
37	JK Schaffer	LB
75	Kevin Schloemer	OL
63	Dan Sprague	OL
94	Jordan Stepp	DL
54	Walter Stewart	LB
33	Solomon Tentman	LB
1	Kenbrell Thompkins	WR
52	Ricardo Thompson	LB
45	Rob Trigg	DL
16	Nick West	QB
20	Chris Williams	DB
10	Darrin Williams	RB
32	George Winn	RB
8	Adrian Witty	DB
95	Derek Wolfe	DL
84	Orion Woodard	WR
3	DJ Woods	WR

NUMERICAL

No.	Name	Pos.	Ht.	Wt.	Cl./Elig.	Hometown/High School/Last School
47	Colin Lozier	LB	6-0	214	So.-1L	Cincinnati, Ohio/Colerain
48	Travis Kelce	TE	6-6	259	So.-1L	Cleveland Hts., Ohio/Cleveland Hts.
49	Sean McClellan	DL	6-4	257	Fr.-RS	Cincinnati, Ohio/Moeller
52	Ricardo Thompson	LB	6-0	229	Jr.-SQ	Cincinnati, Ohio/Withrow
53	Randy Martinez	OL	6-1	283	Jr.-1L	Teaneck, N.J./Teaneck
54	Walter Stewart	LB	6-5	235	So.-1L	Ashville, Ohio/Teays Valley
55	Roney Lozano	DL	6-3	267	Fr.-HS	Miami, Fla./American
+ 56	Eric Lefeld	OL	6-6	249	Fr.-HS	Coldwater, Ohio/Coldwater
+ 56	Doug Ryan	LB	6-0	200	Jr.-HS	Harrison, Ohio/Harrison
57	Obadiah Cheatham	LB	6-2	227	Sr.-1L	Cincinnati, Ohio/Shroder Paideia Acad.
58	Brandon Mills	DL	5-10	236	So.-1L	Cincinnati, Ohio/Colerain
+ 59	Steve Hancock	DL	6-3	236	Jr.-SQ	Sterling, Va./Potomac Falls
+ 59	Alex Hoffman	OL	6-7	296	Jr.-2L	Indianapolis, Ind./Cathedral
60	Jason Kelce	OL	6-4	280	Sr.-3L	Cleveland Hts., Ohio/Cleveland Hts.
62	Cory Keebler	OL	6-7	249	Fr.-HS	Liberty Township, Ohio/Lakota East
63	Dan Sprague	OL	6-3	287	Fr.-RS	Worthington, Ohio/Kilbourne
64	Mitch Kessel	OL	6-5	275	Fr.-RS	Bloomfield Hills, Mich./Seaholm
65	TJ Franklin	OL	6-4	288	Jr.-SQ	Maryville, Tenn./Knoxville Catholic
66	Samuel Griffin	OL	6-4	266	Sr.-2L	Englewood, N.J./Don Bosco Prep
67	Doug Pike	OL	6-2	286	Fr.-RS	Cincinnati, Ohio/Reading
70	CJ Cobb	OL	6-4	306	Sr.-2L	Jacksonville, Fla./Sandalwood
72	Evan Davis	OL	6-4	289	Jr.-2L	Cincinnati, Ohio/Colerain
75	Kevin Schloemer	OL	6-7	281	Fr.-HS	Liberty Township, Ohio/Lakota West
76	Austen Bujnoch	OL	6-5	275	Fr.-RS	Cincinnati, Ohio/Elder
77	Sean Hooey	OL	6-9	297	So.-SQ	Litchfield, Mich./Hillsdale
78	Adam Dempsey	DL	6-2	261	So.-HS	Fort Thomas, Ky./Highlands
79	Andre Cureton	OL	6-6	327	Fr.-RS	Indianapolis, Ind./Pike
80	Armon Binns	WR	6-3	204	Sr.-3L	Pasadena, Calif./Pasadena
81	Tomaz Hilton	WR	6-3	208	Jr.-2L	Youngstown, Ohio/The Rayen
82	Ben Gertz	WR	6-6	200	Fr.-HS	Cincinnati, Ohio/Reading
83	Danny Milligan	WR	5-9	175	So.-SQ	Cincinnati, Ohio/St. Xavier
84	Orion Woodard	WR	6-3	219	Jr.-2L	Pompton Lakes, N.J./Pompton Lakes
85	Marcus Barnett	WR	6-1	173	Sr.-3L	Forestville, Md./Frederick Douglass
86	Blake Annen	TE	6-5	233	Fr.-RS	Upper Arlington, Ohio/Upper Arlington
87	Monte Taylor	DL	6-5	258	Jr.-JC	Los Angeles, Calif./Washington/El Camino CC
88	Adrien Robinson	TE	6-5	270	Jr.-2L	Indianapolis, Ind./Warren Central
89	Demetrius Richardson	TE	6-2	237	So.-SQ	Marlton, N.J./Cherokee/USMAPS
90	Camaron Beard	DL	6-5	260	Fr.-HS	Indianapolis, Ind./Cathedral
91	Ryan Paxson	LB	6-6	226	Fr.-RS	Brighton, Mich./Brighton
92	Michael Hilty	DL	6-5	253	Fr.-RS	Powell, Ohio/Olentangy Liberty
93	Brad Harrah	DL	6-5	230	Fr.-HS	Marion, Ohio/Marion Pleasant
94	Jordan Stepp	DL	6-1	287	Fr.-RS	Indianapolis, Ind./Ben Davis
95	Derek Wolfe	DL	6-6	295	Jr.-2L	Lisbon, Ohio/Beaver Local
96	Tom DeTemple	LS	6-2	232	Jr.-1L	Cincinnati, Ohio/Moeller
97	Jacob Rogers	K	6-4	217	Sr.-3L	Warsaw, Ind./Warsaw
99	Dan Giordano	DL	6-4	253	So.-1L	Frankfort, Ill./Lincoln-Way East

+ - Duplicate Number; ^ - Out for the season due to injury



HEAD COACH BUTCH JONES

FOURTH SEASON OVERALL | FIRST AT CINCINNATI

Butch Jones, who was named the head coach at the University of Cincinnati on Dec. 16, 2009, enters his first season at the helm of the Bearcats program.

Jones most recently led Central Michigan University to a pair of Mid-American Conference Championships and three-straight bowl appearances.

Since arriving in Cincinnati, Jones has made an immediate impact, building a staff of championship-level coaches and teachers, as well as an atmosphere of competition and family, while also overseeing an academic quarter of great success. The team achieved a GPA of 2.7 during the Winter 2010 quarter, its best ever. Thirty-two student-athletes achieved a GPA at 3.0 or above.

At Central Michigan, Jones continued that program's renaissance, going 27-13 over the past three seasons, including a 22-3 mark in league games, winning a pair of MAC Championships (2007, 2009), playing in three-straight bowl games, and earning a postseason ranking of No. 23 in 2009. He is the only coach in CMU history to lead the team to consecutive bowl games and is the first in MAC history to do it in his first three seasons as head coach.

"Butch Jones has proven himself to be a championship-caliber football coach," Director of Athletics Mike Thomas said. "I am impressed by the qualities he brings to the table, his knowledge of the BIG EAST Conference, and his desire to succeed. We're proud to welcome him to the UC family."

Jones coached 32 all-MAC performers, including two-time MAC Offensive Player of the Year and 2009 MAC Vern Smith Leadership Award winner Dan LeFevour, and two-time MAC Special Teams Player of the Year Antonio Brown. Under his tutelage, 13 student-athletes earned Academic all-MAC accolades.

LeFevour had an NCAA Football Bowl Subdivision Record 148 career touchdowns (101 passing, 46 rushing and one receiving). His 101 career passing TDs, are the most in MAC history.

CMU was 22-3 against MAC opponents during Jones' tenure, including victories in the 2007 and 2009 MAC Championship Games. The Chippewas were 12-1 in MAC road games under Jones and earned two-straight wins over Big Ten teams.

In 2007, Jones became only the ninth first-year head coach to lead his team to a Mid-American Conference championship. The Chippewas' eight victories marked the second-most of any CMU coach in his debut season, and Jones was one of three first-year head coaches nationwide to coach in a bowl game.

A native of Michigan and a former offensive coordinator at CMU, Jones returned to Mount Pleasant after spending the 2005 and 2006 seasons as an assistant coach under Rich Rodriguez at West Virginia University.

Jones spent a total of 11 seasons as an assistant at the Division I-A level. He served as the offensive coordinator at three different schools, spanning eight seasons, and worked directly

with 24 all-conference selections in 15 years as a full-time position coach.

A 1990 graduate of Ferris State University where he was a two-year letterman on the football team, Jones broke into the coaching ranks while still an undergraduate by serving as intern for the Tampa Bay Buccaneers from 1987-89.

Jones, 41, and his wife Barb are the parents of three children: Alex, Adam, and Andrew.

THE BUTCH JONES FILE

PERSONAL INFORMATION

Date of Birth: Jan. 17, 1968 in Saugatuck, Mich.

High School: Saugatuck (Mich.)

Education: Ferris State (1990)

Wife: Barb

Children: Alex, Adam, Andrew


COACHING EXPERIENCE

Years	Position	Team
1987-89	Intern	Tampa Bay Buccaneers
1990-92	Graduate Assistant	Rutgers
1993-94	Offensive Coordinator	Wilkes
1995	Running Backs	Ferris State
1996-97	Offensive Coordinator	Ferris State
1998	Tight Ends	Central Michigan
1999	Wide Receivers	Central Michigan
2000	Running Backs	Central Michigan
2001-03	Offensive Coordinator	Central Michigan
2004	Running Backs	Central Michigan
2005-06	Wide Receivers	West Virginia
2007-09	Head Coach	Central Michigan
2009-	Head Coach	Cincinnati

HEAD COACH YEAR-BY-YEAR RECORD

Year	School	Overall	Conference
2007	Central Michigan	8-6	6-1
	<i>MAC Champions, Motor City Bowl</i>		
2008	Central Michigan	8-5	6-2
	<i>Motor City Bowl</i>		
2009	Central Michigan	11-2	8-0
	<i>MAC Champions, Motor City Bowl</i>		
2010	Cincinnati	3-6	1-3
TOTALS		30-19	21-6

ASSISTANT COACHES ON THE SIDELINE



JAHMILE ADDAE
Running Backs
West Virginia '05



KERRY COOMBS
Associate Head Coach
Special Teams Coordinator
Defensive Backs
Dayton '83



JOHN JANCEK
Co-Defensive Coordinator
Recruiting Coordinator
Linebackers
Grand Valley State '91



DON MAHONEY
Offensive Line
West Virginia State '93



T.J. WEIST
Wide Receivers
Alabama '88


ASSISTANT COACHES IN THE BOOTH




TIM BANKS
Co-Defensive Coordinator
Defensive Backs
Central Michigan '95



MIKE BAJAKIAN
Offensive Coordinator
Quarterbacks
Williams College (Mass.) '96



MARK ELDER
Tight Ends
Case Western Reserve '05



STEVE STRIPLING
Assistant Head Coach
Defensive Line
Colorado '76

2010 STATISTICS ...

DATE	OPPONENT	UC	OPP	ATT	BIG EAST	OVERALL
09/04	at Fresno State	14	28	37,238	0-0	0-1
09/11	INDIANA STATE	40	7	30,807	0-0	1-1
09/16	at NC State	19	30	55,934	0-0	1-2
09/25	OKLAHOMA ^	29	31	58,253	0-0	1-3
10/09	MIAMI (OH)	45	3	33,909	0-0	2-3
10/15	at Louisville *	35	27	55,106	1-0	3-3
10/22	USF *	30	38	32,670	1-1	3-4
10/30	SYRACUSE *	7	31	32,072	1-2	3-5
11/13	at West Virginia *	10	30	56,593	1-3	3-6
11/20	RUTGERS *					
11/27	at Connecticut *					
12/04	PITTSBURGH *					

* - BIG EAST Conference Game; ^ - Played at Paul Brown Stadium

TEAM STATISTICS	Cincinnati	Opponent
SCORING	229	232
Points Per Game	25.4	25.8
FIRST DOWNS	187	177
Rushing	73	63
Passing	96	101
Penalty	18	13
RUSHING YARDAGE	1318	1126
Yards gained rushing	1639	1370
Yards lost rushing	321	244
Rushing Attempts	293	339
Average Per Rush	4.5	3.3
Average Per Game	146.4	125.1
TDs Rushing	8	11
PASSING YARDAGE	2365	2129
Comp-Att-Int	190-321-7	194-290-4
Average Per Pass	7.4	7.3
Average Per Catch	12.4	11.0
Average Per Game	262.8	236.6
TDs Passing	21	19
TOTAL OFFENSE	3683	3255
Total Plays	614	629
Average Per Play	6.0	5.2
Average Per Game	409.2	361.7
KICK RETURNS: #-Yards	42-872	28-594
PUNT RETURNS: #-Yards	13-112	13-72
INT RETURNS: #-Yards	4-7	7-101
KICK RETURN AVERAGE	20.8	21.2
PUNT RETURN AVERAGE	8.6	5.5
INT RETURN AVERAGE	1.8	14.4
FUMBLES-LOST	21-12	17-5
PENALTIES-Yards	64-614	54-474
Average Per Game	68.2	52.7
PUNTS-Yards	45-1856	53-2044
Average Per Punt	41.2	38.6
Net punt average	37.4	35.3
TIME OF POSSESSION/Game	27:25	32:34
3RD-DOWN Conversions	54/129	51/130
3rd-Down Pct	42%	39%
4TH-DOWN Conversions	4/11	4/10
4th-Down Pct	36%	40%
SACKS BY-Yards	18-109	29-224
MISC YARDS	0	0
TOUCHDOWNS SCORED	29	30
FIELD GOALS-ATTEMPTS	9-11	7-11
ON-SIDE KICKS	0-2	0-0
RED-ZONE SCORES	(21-28) 75%	(27-33) 82%
RED-ZONE TOUCHDOWNS	(16-28) 57%	(22-33) 67%
PAT-ATTEMPTS	(26-27) 96%	(29-30) 97%

ATTENDANCE	187711	204871
Games/Avg Per Game	5/37542	4/51218
Neutral Site Games		0/0

SCORE BY QUARTERS	1st	2nd	3rd	4th	TOTAL
Cincinnati	58	73	48	50	229
Opponents	56	93	45	38	232

INDIVIDUAL STATISTICS

PASSING	G	Effic	Cmp-Att-Int	Pct	Yds	TD	Lng	Avg/G
COLLAROS, Zach	8	147.29	164-270-6	60.7	2139	20	69	267.4
ANDERSON, Chazz	6	92.45	23-45-1	51.1	206	1	33	34.3
KAY, Brendon	1	78.00	3-6-0	50.0	20	0	9	20.0
TOTAL	9	138.31	190-321-7	59.2	2365	21	69	262.8
OPPONENTS	9	147.43	194-290-4	66.9	2129	19	70	236.6

RUSHING	GP	Att	Gain	Loss	Net	Avg	TD	Long	Avg/G
PEAD, Isaiah	8	96	715	19	696	7.2	2	80	87.0
GOEBEL, John	9	28	184	1	183	6.5	3	28	20.3
WILLIAMS, D.	4	20	145	1	144	7.2	0	23	36.0
WINN, George	7	31	147	10	137	4.4	0	22	19.6
ANDERSON, Chazz	6	19	106	26	80	4.2	0	20	13.3
COLLAROS, Zach	8	85	290	236	54	0.6	2	22	6.8
WOODS, DJ	9	6	32	5	27	4.5	1	18	3.0
KAY, Brendon	1	2	14	0	14	7.0	0	7	14.0
FEARING, Adam	1	2	6	0	6	3.0	0	4	6.0
TOTAL	9	293	1639	321	1318	4.5	8	80	146.4
OPPONENTS	9	339	1370	244	1126	3.3	11	85	125.1

RECEIVING	G	No.	Yds	Avg	TD	Long	Avg/G
BINNS, Armon	9	57	826	14.5	9	62	91.8
WOODS, DJ	9	48	775	16.1	7	69	86.1
BARNETT, Marcus	9	22	292	13.3	2	69	32.4
PEAD, Isaiah	8	20	111	5.6	0	25	13.9
GUIDUGLI, Ben	8	16	135	8.4	1	17	16.9
MCCLUNG, A.	7	9	91	10.1	0	25	13.0
HAZELTON, Vidal	1	6	63	10.5	0	24	63.0
GOEBEL, John	9	5	17	3.4	1	8	1.9
ROBINSON, A.	7	3	26	8.7	1	18	3.7
WOODARD, Orion	9	2	18	9.0	0	9	2.0
WINN, George	7	1	6	6.0	0	6	0.9
WILLIAMS, D.	4	1	5	5.0	0	5	1.2
TOTAL	9	190	2365	12.4	21	69	262.8
OPPONENTS	9	194	2129	11.0	19	70	236.6

2010 STATISTICS ...

ALL PURPOSE	G	Rush	Rec	PR	KOR	IR	Tot	Avg/G
WOODS, DJ	9	27	775	113	581	0	1496	166.2
BINNS, Armon	9	0	826	0	0	0	826	91.8
PEAD, Isaiah	8	696	111	0	0	0	807	100.9
BARNETT, Marcus	9	0	292	0	30	0	322	35.8
WILLIAMS, D.	4	144	5	0	133	0	282	70.5
GOEBEL, John	9	183	17	0	15	0	215	23.9
MCCLUNG, A.	7	0	91	0	72	0	163	23.3
WINN, George	7	137	6	0	0	0	143	20.4
GUIDUGLI, Ben	8	0	135	0	0	0	135	16.9
HAZELTON, Vidal	1	0	63	0	41	0	104	104.0
ANDERSON, Chazz	6	80	0	0	0	0	80	13.3
COLLAROS, Zach	8	54	0	0	0	0	54	6.8
ROBINSON, A.	7	0	26	0	0	0	26	3.7
WOODARD, Orion	9	0	18	0	0	0	18	2.0
KAY, Brendon	1	14	0	0	0	0	14	14.0
JOHNSON, Reuben	9	0	0	0	0	9	9	1.0
FEARING, Adam	1	6	0	0	0	0	6	6.0
RICHARDSON, Wes	8	0	0	0	0	-2	-2	-0.2
TOTAL	9	1318	2365	112	872	7	4674	519.3
OPPONENTS	9	1126	2129	72	594	101	4022	446.9

----- PATs -----									
SCORING	TD	FGs	Kick	Rush	Rcv	Pass	DXP	Saf	Points
BINNS, Armon	9	0-0	0-0	0-0	0	0-0	0	0	54
ROGERS, Jacob	0	9-11	26-27	0-0	0	0-0	0	0	53
WOODS, DJ	8	0-0	0-0	0-0	0	0-0	0	0	48
GOEBEL, John	4	0-0	0-0	0-0	0	0-0	0	0	24
PEAD, Isaiah	2	0-0	0-0	0-0	0	0-0	0	0	12
COLLAROS, Zach	2	0-0	0-0	0-0	0	0-2	0	0	12
BARNETT, Marcus	2	0-0	0-0	0-0	0	0-0	0	0	12
ROBINSON, A.	1	0-0	0-0	0-0	0	0-0	0	0	6
GUIDUGLI, Ben	1	0-0	0-0	0-0	0	0-0	0	0	6
TEAM	0	0-0	0-0	0-0	0	0-0	0	1	2
TOTAL	29	9-11	26-27	0-0	0	0-2	0	1	229
OPPONENTS	30	7-11	29-30	0-0	0	0-0	0	1	232

TOTAL OFFENSE	G	Plays	Rush	Pass	Total	Avg/G
COLLAROS, Zach	8	355	54	2139	2193	274.1
PEAD, Isaiah	8	96	696	0	696	87.0
ANDERSON, Chazz	6	64	80	206	286	47.7
GOEBEL, John	9	28	183	0	183	20.3
WILLIAMS, D.	4	20	144	0	144	36.0
WINN, George	7	31	137	0	137	19.6
KAY, Brendon	1	8	14	20	34	34.0
WOODS, DJ	9	6	27	0	27	3.0
FEARING, Adam	1	2	6	0	6	6.0
TOTAL	9	614	1318	2365	3683	409.2
OPPONENTS	9	629	1126	2129	3255	361.7

PUNTING	No.	Yds	Avg	Long	TB	FC	I20	50+	Blkd
O'DONNELL, Pat	43	1817	42.3	61	5	13	14	6	0
TEAM	1	4	4.0	4	0	0	0	0	0
COLLAROS, Zach	1	35	35.0	35	0	0	1	0	0
TOTAL	45	1856	41.2	61	5	13	15	6	0
OPPONENTS	53	2044	38.6	55	3	18	15	4	0

KICKOFFS	No.	Yds	Avg	TB	OB	Retn	Net	YdLn
ROGERS, Jacob	42	2822	67.2	16	0			
TOTAL	42	2822	67.2	16	0	549	46.5	23
OPPONENTS	41	2580	62.9	4	1	737	43.0	27

FIELD GOALS	FGM-FGA	Pct	01-19	20-29	30-39	40-49	50+	Lg	Blk
ROGERS, Jacob	9-11	81.8	0-0	4-4	0-0	5-6	0-1	49	0

FG SEQUENCE	CINCINNATI	OPPONENTS
Fresno State	48	-
Indiana State	(48)	36
NC State	52	(19)
Oklahoma	(22),(43),(43)	42,(42)
Miami (OH)	(24)	(48)
Louisville	-	40,(26),40,(37)
USF	(26),(21),(44)	(33)
Syracuse	-	(26)
WVU	(49)	-

PUNT RETURNS	No.	Yds	Avg	TD	Long
WOODS, DJ	12	113	9.4	0	25
TEAM	1	-1	-1.0	0	0
TOTAL	13	112	8.6	0	25
OPPONENTS	13	72	5.5	0	15

INTERCEPTIONS	No.	Yds	Avg	TD	Long
SCHAFER, JK	1	0	0.0	0	0
JOHNSON, Reuben	1	9	9.0	0	9
LAMBERT, Pat	1	0	0.0	0	0
RICHARDSON, Wes	1	-2	-2.0	0	0
TOTAL	4	7	1.8	0	9
OPPONENTS	7	101	14.4	0	60

KICK RETURNS	No.	Yds	Avg	TD	Long
WOODS, DJ	26	581	22.3	0	37
WILLIAMS, D.	8	133	16.6	0	28
HAZELTON, Vidal	3	41	13.7	0	18
MCCLUNG, A.	3	72	24.0	0	28
GOEBEL, John	1	15	15.0	0	15
BARNETT, Marcus	1	30	30.0	0	30
TOTAL	42	872	20.8	0	37
OPPONENTS	28	594	21.2	0	35

FUMBLE RETURNS	No.	Yds	Avg	TD	Long
TOTAL	0	0	0.0	0	0
OPPONENTS	1	21	21.0	0	21

2010 STATISTICS ...

DEFENSE	GP-GS	-----Tackles-----			TFL/Yds	-Sacks-	---Pass Def---		QBH	-Fumbles-		Blkd Kick	Saf
		Solo	Ast	Total			Int-Yds	BrUp		Rcv-Yds	FF		
37	SCHAFFER, JK	9-9	49	36	85	5.5-18	1.0-4	1-0	2	.	2	.	.
5	JOHNSON, Reuben	9-9	43	12	55	2.0-13	1.0-12	1-9	4
4	BOMAR, Maalik	9-9	38	15	53	6.0-29	1.0-7	.	1	.	2	.	.
54	STEWART, Walter	9-9	39	13	52	8.0-24	2.0-13	.	1	3	.	.	.
26	FREY, Drew	8-8	25	9	34	1.5-3	.	1
58	MILLS, Brandon	9-6	22	12	34	4.0-16	1.0-8	.	2	.	2	.	.
24	RICHARDSON, Wes	8-7	21	12	33	.	1--2	.	.	3-0	.	.	.
99	GIORDANO, Dan	9-8	20	12	32	8.0-49	4.5-31	.	1	3	1	.	.
40	HUGHES, John	9-9	19	13	32	2.5-10	.	1	1	1-0	.	.	.
95	WOLFE, Derek	9-9	17	15	32	4.0-17	3.0-15	.	1	2	.	.	.
21	CHEATHAM, C.	9-7	24	8	32	2.0-3	.	2	1	.	1	.	.
13	LAMBERT, Pat	8-2	12	10	22	1.0-8	0.5-7	1-0
57	CHEATHAM, O.	9-0	10	8	18	2.0-4	1.0-3	.	1	1	.	.	.
94	STEPP, Jordan	8-0	9	4	13	2.5-3	1	.	.
9	BATTLE, D.	3-3	8	4	12	2.0-6	1.0-1	.	2
84	WOODARD, Orion	9-0	5	4	9
20	WILLIAMS, Chris	7-4	6	3	9	2.0-11	1.0-5
87	TAYLOR, Monte	8-0	6	1	7	2.0-7	1.0-3
31	HORNER, Bruce	9-0	6	.	6
2C	CHENAULT, Arryn	4-0	4	1	5
33	DRANE, Deven	4-0	3	1	4
43	ARMSTRONG, R.	2-0	2	2	4
45	TRIGG, Rob	6-0	2	2	4
47	LOZIER, Colin	7-0	4	.	4
42	DARLING, Antwan	7-0	2	1	3
1M	MCCAFFERTY, C.	8-0	3	.	3
46	MEADOR, Mitch	8-0	3	.	3	.	.	.	1
22	GOEBEL, John	9-0	.	2	2
23	PEAD, Isaiah	8-7	2	.	2
2H	HALEY, Reuben	8-0	.	2	2	1-0	.	.	.
5H	HANCOCK, Steve	7-0	1	1	2	.	.	.	1
36	QUETANT, Quincy	2-0	2	.	2
81	HILTON, Tomaz	7-0	.	2	2
96	DETEMPLE, Tom	8-0	1	.	1
3R	ROBERSON, Aaron	4-0	1	.	1
8	WITTY, Adrian	4-0	1	.	1
85	BARNETT, Marcus	9-8	1	.	1
60	KELCE, Jason	9-9	1	.	1
66	GRIFFIN, Samuel	9-9	1	.	1
12	COLLAROS, Zach	8-8	1	.	1
32	WINN, George	7-0	.	1	1
TM	TEAM	5-0	1
TOTAL		9-0	414	206	620	55-221	18-109	4-7	16	16	5-0	9	1
OPPONENTS		9-0	404	128	532	59.0-303	29-224	7-101	34	16	12-21	13	1

INDIVIDUAL GAME-BY-GAME OFFENSE ...

PASSING

#12 COLLAROS, Zach	Att	Comp	Int	Pct	Yards	TD	Long	Sack	Yds	Effic
Fresno State	41	24	0	58.5	219	1	25	8	64	111.5
Indiana State	17	11	0	64.7	130	2	29	2	25	167.8
NC State	31	19	0	61.3	310	3	68	5	33	177.2
Oklahoma	38	23	1	60.5	305	3	69	3	22	148.7
Miami (OH)	17	14	0	82.4	216	3	48	0	0	247.3
Louisville	28	18	2	64.3	275	5	62	0	0	191.4
USF	53	30	1	56.6	463	3	69	3	27	144.9
WVU	45	25	2	55.6	221	0	24	5	28	87.9
TOTALS	270	164	6	60.7	2139	20	69	26	199	147.3

#14 ANDERSON, Chazz	Att	Comp	Int	Pct	Yards	TD	Long	Sack	Yds	Effic
Miami (OH)	4	1	0	25.0	9	0	9	1	9	43.9
USF	8	4	0	50.0	49	0	20	1	9	101.4
Syracuse	33	18	1	54.5	148	1	33	1	7	96.2
TOTALS	45	23	1	51.1	206	1	33	3	25	92.5

#11 KAY, Brendon	Att	Comp	Int	Pct	Yards	TD	Long	Sack	Yds	Effic
Syracuse	6	3	0	50.0	20	0	9	0	0	78.0
TOTALS	6	3	0	50.0	20	0	9	0	0	78.0

RUSHING

PLAYER	No-Yds/TD	FSU	ISU	NCST	OKLA	MIA	LOU	USF	SYR	WVU	RUT	CONN	PITT
PEAD, Isaiah	96-696/2	10-36/0	DNP	-	21-169/0	10-197/1	21-145/0	15-48/0	11-23/0	8-78/1			
GOEBEL, John	28-183/3	-	9-75/2	3-19/0	1-4/0	10-68/1	2-6/0	1-7/0	2-4/0	-			
WILLIAMS, D.	20-144/0	1-3/0	13-117/0	6-24/0	-	DNP	DNP	DNP	DNP	DNP			
WINN, George	31-137/0	DNP	11-48/0	-	-	19-81/0	DNP	-	-	1-8/0			
ANDERSON, Chazz	19-80/0	-	-	DNP	-	3-18/0	DNP	3--4/0	13-66/0	DNP			
COLLAROS, Zach	85-54/2	18--22/1	11-32/1	22-32/0	9--17/0	1--4/0	7-32/0	10-27/0	DNP	7--26/0			
WOODS, DJ	6-27/1	2-8/0	-	-	1-0/0	1-18/1	1--1/0	-	1-2/0	-			
KAY, Brendon	2-14/0	DNP	DNP	DNP	DNP	DNP	DNP	DNP	2-14/0	DNP			
FEARING, Adam	2-6/0	DNP	DNP	DNP	DNP	2-6/0	DNP	DNP	DNP	DNP			

RECEIVING

PLAYER	No-Yds/TD	FSU	ISU	NCST	OKLA	MIA	LOU	USF	SYR	WVU	RUT	CONN	PITT
BINNS, Armon	57-826/9	7-55/0	3-59/2	6-95/0	3-26/0	5-115/2	8-175/3	12-158/2	3-28/0	10-115/0			
WOODS, DJ	48-775/7	6-72/1	5-46/0	6-146/2	7-171/1	5-54/0	2-61/2	9-137/0	5-56/1	3-32/0			
BARNETT, Marcus	22-292/2	-	-	5-61/1	2-18/0	-	1-8/0	9-174/1	4-28/0	1-3/0			
GUIDUGLI, Ben	16-135/1	1-1/0	2-17/0	1-3/0	DNP	4-47/1	4-26/0	2-16/0	-	2-25/0			
PEAD, Isaiah	20-111/0	4-28/0	DNP	-	4-9/0	-	2-0/0	2-27/0	4-28/0	4-19/0			
MCCLUNG, A.	9-91/0	DNP	-	DNP	4-58/0	-	1-5/0	-	-	4-28/0			
HAZELTON, Vidal	6-63/0	6-63/0	DNP	DNP	DNP	DNP	DNP	DNP	DNP	DNP			
ROBINSON, A.	3-26/1	DNP	-	-	2-19/1	-	-	-	1-7/0	DNP			
WOODARD, Orion	2-18/0	-	-	-	-	1-9/0	-	-	1-9/0	-			
GOEBEL, John	5-17/1	-	1-8/0	-	1-4/1	-	-	-	2-6/0	1--1/0			
WINN, George	1-6/0	DNP	-	-	-	-	DNP	-	1-6/0	-			
WILLIAMS, D.	1-5/0	-	-	1-5/0	-	DNP	DNP	DNP	DNP	DNP			

INDIVIDUAL GAME-BY-GAME DEFENSE ...

TOTAL TACKLES

PLAYER	UA-A	TOT	FSU	ISU	NCST	OKLA	MIA	LOU	USF	SYR	WVU	RUT	CONN	PITT
SCHAFFER, JK	49-36	85	2-5	4-5	6-10	8-5	3-1	5-2	4-0	8-1	9-7			
JOHNSON, Reuben	43-12	55	4-4	2-0	3-1	7-1	3-1	9-2	6-0	3-0	6-3			
BOMAR, Maalik	38-15	53	4-1	4-0	5-3	7-3	3-3	4-1	5-1	3-1	3-2			
STEWART, Walter	39-13	52	2-0	1-0	2-1	5-1	2-3	7-2	6-0	11-2	3-4			
FREY, Drew	25-9	34	2-2	3-2	1-1	DNP	4-0	5-1	1-2	7-0	2-1			
MILLS, Brandon	22-12	34	1-0	3-0	3-2	5-0	1-0	2-1	3-4	1-1	3-4			
RICHARDSON, Wes	21-12	33	1-3	3-1	4-3	5-1	2-0	DNP	-	1-2	5-2			
CHEATHAM, C.	24-8	32	1-1	2-1	1-1	7-0	1-2	2-0	3-0	3-1	4-2			
WOLFE, Derek	17-15	32	4-4	3-2	1-1	2-3	-	2-1	2-0	-	3-4			
HUGHES, John	19-13	32	2-1	1-0	3-2	2-1	1-0	1-2	2-4	3-0	4-3			
GIORDANO, Dan	20-12	32	3-3	-	4-1	3-3	1-1	4-1	2-1	3-0	0-2			
LAMBERT, Pat	12-10	22	1-0	3-3	2-2	1-2	3-3	1-0	1-0	-	DNP			
CHEATHAM, O.	10-8	18	-	1-0	0-1	1-0	4-3	-	1-1	1-0	2-3			
STEPP, Jordan	9-4	13	DNP	1-0	0-2	1-0	1-1	-	-	5-1	1-0			
BATTLE, D.	8-4	12	DNP	4-1	2-3	2-0	DNP	DNP	DNP	DNP	DNP			
WOODARD, Orion	5-4	9	0-1	2-0	0-1	-	1-0	1-0	1-0	-	0-2			
WILLIAMS, Chris	6-3	9	1-1	DNP	0-1	2-0	1-0	1-0	-	1-1	DNP			
TAYLOR, Monte	6-1	7	-	1-0	-	DNP	0-1	-	1-0	-	4-0			
HORNER, Bruce	6-0	6	-	-	-	1-0	2-0	1-0	1-0	-	1-0			
CHENAULT, Arryn DB	4-1	5	DNP	DNP	DNP	DNP	3-0	-	1-1	-	DNP			
ARMSTRONG, R.	2-2	4	DNP	-	DNP	DNP	2-2	DNP	DNP	DNP	DNP			
TRIGG, Rob	2-2	4	DNP	1-0	-	DNP	DNP	-	-	-	1-2			
DRANE, Deven	3-1	4	DNP	DNP	DNP	DNP	2-1	-	-	1-0	DNP			
LOZIER, Colin	4-0	4	-	4-0	-	-	-	-	DNP	-	DNP			
MCCAFFERTY, C.	3-0	3	-	2-0	-	-	-	-	-	1-0	DNP			
MEADOR, Mitch	3-0	3	1-0	-	-	-	1-0	-	-	1-0	DNP			
DARLING, Antwan	2-1	3	DNP	-	-	1-0	-	1-1	-	-	DNP			
HALEY, Reuben	0-2	2	-	0-1	0-1	-	-	-	-	-	DNP			
GOEBEL, John	0-2	2	-	-	0-1	-	-	-	-	-	0-1			
HILTON, Tomaz	0-2	2	DNP	-	-	-	-	0-2	-	-	DNP			
HANCOCK, Steve	1-1	2	DNP	-	DNP	-	1-0	-	-	-	0-1			
PEAD, Isaiah	2-0	2	-	DNP	-	-	-	-	-	2-0	-			
QUETANT, Quincy	2-0	2	DNP	1-0	DNP	DNP	1-0	DNP	DNP	DNP	DNP			
WINN, George	0-1	1	DNP	-	-	-	-	DNP	-	-	0-1			
BARNETT, Marcus	1-0	1	-	-	-	-	-	1-0	-	-	-			
ROBERSON, Aaron	1-0	1	-	1-0	DNP	DNP	DNP	-	DNP	-	DNP			
GRIFFIN, Samuel	1-0	1	-	-	-	-	-	1-0	-	-	-			
KELCE, Jason	1-0	1	-	-	-	-	-	-	-	-	1-0			
DETEMPLE, Tom	1-0	1	-	-	-	1-0	-	-	-	-	DNP			
COLLAROS, Zach	1-0	1	-	-	-	-	-	-	1-0	DNP	-			
WITTY, Adrian	1-0	1	-	-	-	1-0	DNP	DNP	DNP	DNP	DNP			

INDIVIDUAL GAME-BY-GAME DEFENSE ...

SACKS

PLAYER	UA-A	TOT	FSU	ISU	NCST	OKLA	MIA	LOU	USF	SYR	WVU	RUT	CONN	PITT
GIORDANO, Dan	4-1	4.5	1.0-3	-	1.0-6	1.5-14	-	-	-	1.0-8	-			
WOLFE, Derek	3-0	3.0	1.0-2	-	-	-	-	1.0-2	-	-	1.0-11			
STEWART, Walter	2-0	2.0	-	1.0-6	-	-	1.0-7	-	-	-	-			
JOHNSON, Reuben	1-0	1.0	-	-	-	-	-	-	-	1.0-12	-			
WILLIAMS, Chris	1-0	1.0	-	DNP	-	-	-	-	-	1.0-5	DNP			
MILLS, Brandon	1-0	1.0	-	-	-	-	-	1.0-8	-	-	-			
SCHAFER, JK	1-0	1.0	-	-	-	-	-	-	-	1.0-4	-			
BATTLE, D.	1-0	1.0	DNP	-	1.0-1	-	DNP	DNP	DNP	DNP	DNP			
TAYLOR, Monte	1-0	1.0	-	-	-	DNP	-	-	-	-	1.0-3			
BOMAR, Maalik	1-0	1.0	-	1.0-7	-	-	-	-	-	-	-			
CHEATHAM, O.	1-0	1.0	-	-	-	-	1.0-3	-	-	-	-			
LAMBERT, Pat	0-1	0.5	-	-	-	0.5-7	-	-	-	-	DNP			

TACKLES FOR A LOSS

PLAYER	UA-A	TOT	FSU	ISU	NCST	OKLA	MIA	LOU	USF	SYR	WVU	RUT	CONN	PITT
STEWART, Walter	8-0	8.0	1.0-3	1.0-6	-	1.0-1	1.0-7	2.0-3	1.0-2	1.0-2	-			
GIORDANO, Dan	7-2	8.0	1.0-3	-	1.0-6	1.5-14	1.5-11	1.0-1	1.0-6	1.0-8	-			
BOMAR, Maalik	6-0	6.0	1.0-4	2.0-18	-	1.0-1	-	-	1.0-4	1.0-2	-			
SCHAFER, JK	5-1	5.5	-	1.0-6	0.5-1	-	-	1.0-4	-	2.0-5	1.0-2			
WOLFE, Derek	4-0	4.0	1.0-2	-	-	1.0-2	-	1.0-2	-	-	1.0-11			
MILLS, Brandon	4-0	4.0	-	1.0-2	-	1.0-2	1.0-4	1.0-8	-	-	-			
HUGHES, John	2-1	2.5	-	-	-	1.0-5	-	-	1.5-5	-	-			
STAPP, Jordan	2-1	2.5	DNP	-	0.5-0	1.0-2	-	-	-	1.0-1	-			
TAYLOR, Monte	2-0	2.0	-	-	-	DNP	-	-	-	-	2.0-7			
CHEATHAM, C.	2-0	2.0	-	1.0-1	-	1.0-2	-	-	-	-	-			
JOHNSON, Reuben	2-0	2.0	-	-	-	-	-	-	-	2.0-13	-			
WILLIAMS, Chris	2-0	2.0	1.0-6	DNP	-	-	-	-	-	1.0-5	DNP			
BATTLE, D.	2-0	2.0	DNP	1.0-5	1.0-1	-	DNP	DNP	DNP	DNP	DNP			
CHEATHAM, O.	2-0	2.0	-	-	-	-	1.0-3	-	-	-	1.0-1			
FREY, Drew	1-1	1.5	-	-	-	DNP	1.0-1	-	0.5-2	-	-			
LAMBERT, Pat	0-2	1.0	-	-	-	0.5-7	0.5-1	-	-	-	DNP			

INDIVIDUAL GAME-BY-GAME ALL-PURPOSE/SPECIAL TEAMS...

ALL-PURPOSE YARDS	TOTAL	FSU	ISU	NCST	OKLA	MIA	LOU	USF	SYR	WVU	RUT	CONN	PITT
WOODS, DJ	1496	117	96	144	283	164	140	211	174	167			
BINNS, Armon	826	55	59	95	26	115	175	158	28	115			
PEAD, Isaiah	807	64	DNP	-	178	197	145	75	51	97			
BARNETT, Marcus	322	-	-	61	18	-	8	174	58	3			
WILLIAMS, D.	282	3	134	133	12	DNP	DNP	DNP	DNP	DNP			
GOEBEL, John	215	-	98	19	8	68	6	7	10	-1			
MCCLUNG, A.	163	DNP	-	DNP	58	-	23	26	28	28			
WINN, George	143	DNP	48	-	-	81	DNP	-	6	8			
GUIDUGLI, Ben	135	1	17	3	DNP	47	26	16	-	25			
HAZELTON, Vidal	104	104	DNP	DNP	DNP	DNP	DNP	DNP	DNP	DNP			
ANDERSON, Chazz	80	-	-	DNP	-	18	DNP	-4	66	DNP			
COLLAROS, Zach	54	-22	32	32	-17	-4	32	27	DNP	-26			
ROBINSON, A.	26	DNP	-	-	19	-	-	-	7	DNP			
WOODARD, Orion	18	-	-	-	-	9	-	-	9	-			
KAY, Brendon	14	DNP	DNP	DNP	DNP	DNP	DNP	DNP	14	DNP			
JOHNSON, Reuben	9	-	-	-	-	-	-	-	9	-			
FEARING, Adam	6	DNP	DNP	DNP	DNP	6	DNP	DNP	DNP	DNP			
RICHARDSON, Wes	-2	-	-	-	-	-	DNP	-	-	-2			

PUNT RETURNS	TOTAL	FSU	ISU	NCST	OKLA	MIA	LOU	USF	SYR	WVU	RUT	CONN	PITT
WOODS, DJ	12-113	1-0	3-32	1--2	3-39	2-19	-	1-5	1-20	-			
TEAM	1--1	-	-	-	DNP	DNP	-	DNP	DNP	1--1			

KICK RETURNS	TOTAL	FSU	ISU	NCST	OKLA	MIA	LOU	USF	SYR	WVU	RUT	CONN	PITT
WOODS, DJ	26-581	1-37	1-18	-	4-73	2-73	5-80	3-69	4-96	6-135			
WILLIAMS, D.	8-133	-	1-17	6-104	1-12	DNP	DNP	DNP	DNP	DNP			
MCCLUNG, A.	3-72	DNP	-	DNP	-	-	1-18	1-26	1-28	-			
HAZELTON, Vidal	3-41	3-41	DNP	DNP	DNP	DNP	DNP	DNP	DNP	DNP			
BARNETT, Marcus	1-30	-	-	-	-	-	-	-	1-30	-			
GOEBEL, John	1-15	-	1-15	-	-	-	-	-	-	-			

INT RETURNS	TOTAL	FSU	ISU	NCST	OKLA	MIA	LOU	USF	SYR	WVU	RUT	CONN	PITT
RICHARDSON, Wes	1--2	-	-	-	-	-	DNP	-	-	1--2			
LAMBERT, Pat	1-0	1-0	-	-	-	-	-	-	-	DNP			
SCHAFFER, JK	1-0	-	-	-	1-0	-	-	-	-	-			
JOHNSON, Reuben	1-9	-	-	-	-	-	-	-	1-9	-			

FUMBLES FORCED	TOTAL	FSU	ISU	NCST	OKLA	MIA	LOU	USF	SYR	WVU	RUT	CONN	PITT
MILLS, Brandon	2	1	-	1	-	-	-	-	-	-			
SCHAFFER, JK	2	-	-	-	-	-	-	-	1	1			
BOMAR, Maalik	2	-	-	1	1	-	-	-	-	-			
GIORDANO, Dan	1	1	-	-	-	-	-	-	-	-			
STEPP, Jordan	1	DNP	-	-	-	-	-	-	1	-			
CHEATHAM, C.	1	-	1	-	-	-	-	-	-	-			

FUMBLES RECOVERED	TOTAL	FSU	ISU	NCST	OKLA	MIA	LOU	USF	SYR	WVU	RUT	CONN	PITT
RICHARDSON, Wes	3	-	-	2	-	-	DNP	-	-	1			
HALEY, Reuben	1	-	1	-	-	-	-	-	-	DNP			
HUGHES, John	1	-	-	-	-	-	-	-	1	-			

INDIVIDUAL SINGLE-GAME CAREER HIGHS ...

ANDERSON, Chazz

Points scored: 6, at Marshall, 10/03/08; Rutgers, 10/11/08
 Touchdowns: 1, at Marshall, 10/03/08; Rutgers, 10/11/08
 Rush attempts: 13, Syracuse, 10/30/10
 Rush yards: 66, Syracuse, 10/30/10 (13 carries)
 Rush TDs: 1, at Marshall, 10/03/08; Rutgers, 10/11/08
 Long rush: 20, Syracuse, 10/30/10
 Pass attempts: 33, Syracuse, 10/30/10
 Pass completions: 21, Rutgers, 10/11/08
 Pass yards: 239, Rutgers, 10/11/08
 Pass TDs: 2, at Marshall, 10/03/08
 Had intercepted: 2, at Connecticut, 10/25/08
 Long pass: 41, at Connecticut, 10/25/08
 Total offense attempts: 46, Syracuse, 10/30/10 (13 rush,33 pass)
 Total offense yards: 227, Rutgers, 10/11/08 (-12 rush,239 pass)
 All-purpose yards: 66, Syracuse, 10/30/10
 Tackles: 1, at Connecticut, 10/25/08 (1-0)

ARMSTRONG, Robby

Tackles: 7, at Oregon State, 09/19/09 (4-3)
 Sacks: 1.0, at Oregon State, 09/19/09 (1-0)
 Tackles for loss: 1.0, at Oregon State, 09/19/09 (1-0)

BARNETT, Marcus

Points scored: 18, at Syracuse, Nov 24, 2007
 Touchdowns: 3, at Syracuse, Nov 24, 2007
 Rush attempts: 2, Eastern Kentucky, 08/28/08
 Rush yards: 13, at Marshall, 10/03/08 (1 carries)
 Long rush: 13, at Marshall, 10/03/08
 Pass attempts: 1, at Oklahoma, 09/06/08; at USF, Nov 03, 2007
 Pass completions: 1, at USF, Nov 03, 2007
 Pass yards: 76, at USF, Nov 03, 2007
 Long pass: 76, at USF, Nov 03, 2007
 Receptions: 11, at Syracuse, Nov 24, 2007
 Receiving yards: 210, West Virginia, Nov 17, 2007 (10 receptions)
 Receiving TDs: 3, at Syracuse, Nov 24, 2007
 Long reception: 80, at San Diego State, Sep 29, 2007
 Total offense attempts: 2, Eastern Kentucky, 08/28/08 (2 rush,0 pass);
 at USF, Nov 03, 2007 (1 rush,1 pass)
 Total offense yards: 85, at USF, Nov 03, 2007 (9 rush,76 pass)
 All-purpose yards: 210, West Virginia, Nov 17, 2007
 Punt return yards: 1, Oregon State, Sep 06, 2007 (0 returns)
 Long punt return: 1, Oregon State, Sep 06, 2007
 Long punt return: 1, Oregon State, Sep 06, 2007
 Kick returns: 1, at Rutgers, 09/07/09; Syracuse, 10/30/10
 Kick return yards: 30, Syracuse, 10/30/10 (1 returns)
 Long kick return: 30, Syracuse, 10/30/10
 Tackles: 2, Fresno State, 09/26/09 (2-0)
 Pass breakups: 1, Fresno State, 09/26/09

BATTLE, Dominique

Interceptions: 1, SEMO, 09/12/09; at Pittsburgh, 12/05/09
 Tackles: 10, Connecticut, 11/07/09 (8-2)
 Tackles for loss: 1.0, 4 times
 Fumbles forced: 1, SEMO, 09/12/09
 Pass breakups: 1, 5 times

BINNS, Armon

Points scored: 18, at Louisville, 10/15/10
 Touchdowns: 3, at Louisville, 10/15/10
 Receptions: 12, USF, 10/22/10
 Receiving yards: 175, at Louisville, 10/15/10 (8 receptions)
 Receiving TDs: 3, at Louisville, 10/15/10
 Long reception: 81, at Syracuse, 10/31/09
 All-purpose yards: 175, at Louisville, 10/15/10

BOMAR, Maalik

Tackles: 10, Oklahoma, 09/25/10 (7-3)
 Sacks: 1.0, Indiana State, 09/11/10 (1-0)
 Tackles for loss: 2.0, Indiana State, 09/11/10 (2-0)
 Fumbles forced: 1, Oklahoma, 09/25/10; at NC State, 09/16/10

CHEATHAM, Camerron

Tackles: 7, Oklahoma, 09/25/10 (7-0)
 Tackles for loss: 1.0, Oklahoma, 09/25/10 (1-0), Indiana State, 09/11/10 (1-0)
 Fumbles forced: 1, Indiana State, 09/11/10
 Pass breakups: 1, Indiana State, 09/11/10; at Louisville, 10/15/10;

CHEATHAM, Obadiah

Tackles: 7, Miami (OH), 10/09/10 (4-3)
 Sacks: 1.0, Miami (OH), 10/09/10 (1-0)
 Tackles for loss: 1.0, Miami (OH), 10/09/10 (1-0);
 at WVU, 11/13/10 (1-0)
 Pass breakups: 1, Indiana State, 09/11/10

CHENAULT, Arryn

Tackles: 3, Miami (OH), 10/09/10 (3-0)

COLLARIOS, Zach

Points scored: 12, at USF, 10/15/09; Connecticut, 11/07/09
 Touchdowns: 2, at USF, 10/15/09; Connecticut, 11/07/09
 Rush attempts: 22, at NC State, Sep 16, 2010
 Rush yards: 132, at USF, 10/15/09 (10 carries)
 Rush TDs: 2, at USF, 10/15/09; Connecticut, 11/07/09
 Long rush: 75, at USF, 10/15/09
 Pass attempts: 53, USF, 10/22/10
 Pass completions: 30, USF, 10/22/10
 Pass yards: 480, Connecticut, 11/07/09
 Pass TDs: 5, at Louisville, 10/15/10
 Had intercepted: 2, at Louisville, 10/15/10; at WVU, 11/13/10
 Long pass: 81, at Syracuse, 10/31/09
 Total offense attempts: 63, USF, 10/22/10 (10 rush,53 pass)
 Total offense yards: 555, Connecticut, 11/07/09 (75 rush,480 pass)
 All-purpose yards: 132, at USF, 10/15/09
 Punt attempts: 1, USF, 10/22/10
 Punt yards: 35, USF, 10/22/10 (1 punts)
 Longest punt: 35, USF, 10/22/10
 Tackles: 1, USF, 10/22/10 (1-0); at Hawai'i, 12/06/08 (1-0)

DARLING, Antwan

Tackles: 2, at Louisville, 10/15/10 (1-1)

DETEMPLE, Tom

Tackles: 1, Oklahoma, 09/25/10 (1-0)

DRANE, Deven

Tackles: 3, Miami (OH), 10/09/10 (2-1)

FEARING, Adam

Rush attempts: 2, Miami (OH), 10/09/10
 Rush yards: 6, Miami (OH), 10/09/10 (2 carries)
 Long rush: 4, Miami (OH), 10/09/10
 Total offense attempts: 2, Miami (OH), 10/09/10 (2 rush,0 pass)
 Total offense yards: 6, Miami (OH), 10/09/10 (6 rush,0 pass)
 All-purpose yards: 6, Miami (OH), 10/09/10

FREY, Drew

Interceptions: 1, at USF, 10/15/09; at Syracuse, 10/31/09
 Tackles: 12, at Oregon State, 09/19/09 (7-5)
 Sacks: 1.0, at Miami (OH), 10/03/09 (1-0)
 Tackles for loss: 1.5, at Oregon State, 09/19/09 (1-0)
 Pass breakups: 1, 4 times

GIORDANO, Dan

Tackles: 9, Fresno State, 09/26/09 (5-4)
 Sacks: 1.5, Oklahoma, 09/25/10 (1-1)
 Tackles for loss: 1.5, 4 times
 Fumbles forced: 1, at Fresno State, 09/04/10
 Pass breakups: 1, Louisville, 10/24/09; Syracuse, 10/30/10

GOEBEL, John

Points scored: 12, Miami (OH), 09/20/08; Indiana State, 09/11/10
 Touchdowns: 2, Miami (OH), 09/20/08; Indiana State, 09/11/10
 Rush attempts: 17, USF, 10/30/08
 Rush yards: 78, USF, 10/30/08 (17 carries)
 Rush TDs: 2, Miami (OH), 09/20/08; Indiana State, 09/11/10
 Long rush: 37, at Louisville, 11/14/08
 Receptions: 3, 4 times
 Receiving yards: 68, at Connecticut, 10/25/08 (3 receptions);
 at West Virginia, 11/08/08 (3 receptions)
 Receiving TDs: 1, Oklahoma, 09/25/10
 Long reception: 66, at West Virginia, 11/08/08
 Total offense attempts: 17, USF, 10/30/08 (17 rush,0 pass)
 Total offense yards: 78, USF, 10/30/08 (78 rush,0 pass)
 All-purpose yards: 144, USF, 10/30/08
 Kick returns: 3, at Hawai'i, 12/06/08
 Kick return yards: 90, at Hawai'i, 12/06/08 (3 returns)
 Long kick return: 43, Miami (OH), 09/20/08
 Tackles: 2, Connecticut, 11/07/09 (1-1)

GRIFFIN, Samuel

Tackles: 1, at Louisville, 10/15/10 (1-0)

GUIDUGLI, Ben

Points scored: 12, Illinois, 11/27/09
 Touchdowns: 2, Illinois, 11/27/09
 Receptions: 7, Illinois, 11/27/09
 Receiving yards: 149, Illinois, 11/27/09 (7 receptions)
 Receiving TDs: 2, Illinois, 11/27/09
 Long reception: 59, Illinois, 11/27/09
 All-purpose yards: 149, Illinois, 11/27/09
 Tackles: 1, vs Virginia Tech, 01/01/09 (1-0); at USF, 10/15/09 (1-0)

HALEY, Reuben

Tackles: 1, four times
 Fumbles recovered: 1, Indiana State, 09/11/10

HANCOCK, Steve

Tackles: 1, four times
 Sacks: 1.0, Louisville, 10/24/09 (1-0)
 Tackles for loss: 1.0, SEMO, 09/12/09 (1-0); Louisville, 10/24/09 (1-0)

HAZELTON, Vidal

Receptions: 6, at Fresno State, 09/04/10
 Receiving yards: 63, at Fresno State, 09/04/10 (6 receptions)
 Long reception: 24, at Fresno State, 09/04/10
 All-purpose yards: 104, at Fresno State, 09/04/10
 Kick returns: 3, at Fresno State, 09/04/10
 Kick return yards: 41, at Fresno State, 09/04/10 (3 returns)
 Long kick return: 18, at Fresno State, 09/04/10

HILTON, Tomaz

Tackles: 4, at Marshall, 10/03/08 (1-3)

HORNER, Bruce

Tackles: 2, Miami (OH), 10/09/10 (2-0)

INDIVIDUAL SINGLE-GAME CAREER HIGHS ...

HOWARD, Jamar

Receptions: 2, at Rutgers, 09/07/09
 Receiving yards: 41, at Rutgers, 09/07/09 (2 receptions)
 Long reception: 32, at Rutgers, 09/07/09
 All-purpose yards: 41, at Rutgers, 09/07/09

HUGHES, John

Tackles: 7, at WVU, 11/13/10 (4-3)
 Sacks: 1.5, at USF, 10/15/09 (1-1)
 Tackles for loss: 1.5, 4 times
 Fumbles forced: 1, vs Virginia Tech, 01/01/09
 Fumbles recovered: 1, Syracuse, 10/30/10
 Pass breakups: 1, at NC State, Sep 16, 2010

JOHNSON, Reuben

All-purpose yards: 9, Syracuse, 10/30/10
 Interceptions: 1, Syracuse, 10/30/10
 Long interception return: 9, Syracuse, 10/30/10
 Tackles: 11, at Louisville, 10/15/10 (9-2)
 Sacks: 1.0, Syracuse, 10/30/10 (1-0)
 Tackles for loss: 2.0, Syracuse, 10/30/10 (2-0)
 Fumbles recovered: 1, Louisville, 10/24/09
 Pass breakups: 2, Indiana State, 09/11/10

KAY, Brendon

Rush attempts: 3, SEMO, 09/12/09
 Rush yards: 22, SEMO, 09/12/09 (3 carries)
 Long rush: 8, SEMO, 09/12/09
 Pass attempts: 6, Syracuse, 10/30/10
 Pass completions: 3, Syracuse, 10/30/10
 Pass yards: 20, Syracuse, 10/30/10
 Long pass: 19, SEMO, 09/12/09
 Total offense attempts: 8, Syracuse, 10/30/10 (2 rush, 6 pass)
 Total offense yards: 41, SEMO, 09/12/09 (22 rush, 19 pass)
 All-purpose yards: 22, SEMO, 09/12/09

KELCE, Jason

Tackles: 2, vs Southern Miss, Dec 22, 2007 (2-0)

KELCE, Travis

Points scored: 12, at Rutgers, 09/07/09
 Touchdowns: 2, at Rutgers, 09/07/09
 Rush attempts: 3, at Rutgers, 09/07/09
 Rush yards: 19, vs Florida, 01/01/10 (1 carries)
 Rush TDs: 2, at Rutgers, 09/07/09
 Long rush: 19, vs Florida, 01/01/10
 Receptions: 1, SEMO, 09/12/09
 Receiving yards: 3, SEMO, 09/12/09 (1 receptions)
 Long reception: 3, SEMO, 09/12/09
 Total offense attempts: 3, at Rutgers, 09/07/09 (3 rush, 0 pass)
 Total offense yards: 19, vs Florida, 01/01/10 (19 rush, 0 pass)
 All-purpose yards: 19, vs Florida, 01/01/10
 Tackles: 1, at Rutgers, 09/07/09 (0-1)

LAMBERT, Pat

Interceptions: 1, at Fresno State, 09/04/10
 Tackles: 6, Indiana State, 09/11/10 (3-3); Miami (OH), 10/09/10 (3-3)
 Sacks: .5, Oklahoma, 09/25/10 (0-1)
 Tackles for loss: .5, Oklahoma, 09/25/10 (0-1)

LOZIER, Colin

Tackles: 4, Indiana State, 09/11/10

MCCAFFERTY, Collin

Tackles: 3, at Marshall, 10/03/08 (1-2)
 Fumbles forced: 1, SEMO, 09/12/09

MCCLUNG, Anthony

Receptions: 4, Oklahoma, 09/25/10; at WVU, 11/13/10
 Receiving yards: 58, Oklahoma, 09/25/10 (4 receptions)
 Long reception: 25, Oklahoma, 09/25/10
 All-purpose yards: 58, Oklahoma, 09/25/10
 Kick returns: 1, at Louisville, 10/15/10; USF, 10/22/10;
 Syracuse, 10/30/10
 Kick return yards: 28, Syracuse, 10/30/10 (1 returns)
 Long kick return: 28, Syracuse, 10/30/10

MEADOR, Mitch

Tackles: 1, at Fresno State, 09/04/10 (1-0); Miami (OH), 10/09/10 (1-0);
 Syracuse, 10/30/10 (1-0)

MILLS, Brandon

Tackles: 7, SEMO, 09/12/09 (5-2); USF, 10/22/10 (3-4);
 at WVU, 11/13/10 (3-4)
 Sacks: 1.0, 4 times
 Tackles for loss: 2.0, Louisville, 10/24/09 (2-0)
 Fumbles forced: 1, at Fresno State, 09/04/10; at NC State

O'DONNELL, Pat

Punt attempts: 8, at Fresno State, 09/04/10; at WVU, 11/13/10
 Punt yards: 326, at WVU, 11/13/10 (8 punts)
 Longest punt: 61, Oklahoma, 09/25/10

PEAD, Isaiah

Points scored: 18, Louisville, 10/24/09
 Touchdowns: 3, Louisville, 10/24/09
 21, Oklahoma, 09/25/10; at Louisville, 10/15/10
 Rush yards: 197, Miami (OH), 10/09/10 (10 carries)
 Rush TDs: 2, Louisville, 10/24/09; Connecticut, 11/07/09
 Long rush: 80, Miami (OH), 10/09/10
 Receptions: 4, at Fresno State, 09/04/10; Oklahoma, 09/25/10;
 Syracuse, 10/30/10
 Receiving yards: 52, at Rutgers, 09/07/09 (2 receptions)
 Receiving TDs: 1, at Rutgers, 09/07/09; Louisville, 10/24/09
 Long reception: 41, at Rutgers, 09/07/09
 Total offense attempts: 21, Oklahoma, 09/25/10 (21 rush, 0 pass);
 at Louisville, 10/15/10 (21 rush, 0 pass)
 Total offense yards: 197, Miami (OH), 10/09/10 (197 rush, 0 pass)
 All-purpose yards: 197, Miami (OH), 10/09/10
 Kick returns: 1, at Hawai'i, 12/06/08
 Kick return yards: 21, at Hawai'i, 12/06/08 (1 returns)
 Long kick return: 21, at Hawai'i, 12/06/08
 Tackles: 1, SEMO, 09/12/09 (0-1)

QUETANT, Quincy

Tackles: 1, Indiana State, 09/11/10 (1-0); Miami (OH), 10/09/10 (1-0)

RAINS, Jared

Tackles: 1, Louisville, 10/24/09 (0-1)
 Pass breakups: 1, Louisville, 10/24/09

RICHARDSON, Wesley

All-purpose yards: -2, at WVU, 11/13/10
 Interceptions: 1, at WVU, 11/13/10
 Tackles: 7, at NC State, 09/16/10 (4-3); at WVU, 11/13/10 (5-2);
 Tackles for loss: .5, Illinois, 11/27/09 (0-0)
 Fumbles forced: 1, Louisville, 10/24/09
 Fumbles recovered: 2, at NC State, 09/16/10

ROBERSON, Aaron

Tackles: 1, Indiana State, 09/11/10

ROBINSON, Adrien

Points scored: 6, Oklahoma, 09/25/10; at Syracuse, 10/31/09
 Touchdowns: 1, Oklahoma, 09/25/10; at Syracuse, 10/31/09
 Receptions: 3, West Virginia, 11/13/09
 Receiving yards: 74, Connecticut, 11/07/09 (2 receptions)
 Receiving TDs: 1, Oklahoma, 09/25/10; at Syracuse, 10/31/09
 Long reception: 54, Connecticut, 11/07/09
 All-purpose yards: 74, Connecticut, 11/07/09

ROGERS, Jacob

Points scored: 17, Connecticut, 11/07/09
 Kick PATs: 10, SEMO, 09/12/09
 Points by kicking: 17, Connecticut, 11/07/09
 Rush attempts: 1, at Pittsburgh, 12/05/09; at USF, Nov 03, 2007
 Rush yards: 3, at Pittsburgh, 12/05/09 (1 carries)
 Long rush: 3, at Pittsburgh, 12/05/09
 Total offense attempts: 1, at Pittsburgh, 12/05/09 (1 rush, 0 pass);
 at USF, Nov 03, 2007 (1 rush, 0 pass)
 Total offense yards: 3, at Pittsburgh, 12/05/09 (3 rush, 0 pass)
 All-purpose yards: 3, at Pittsburgh, 12/05/09
 Field goals made: 4, Connecticut, 11/07/09
 Field goal attempts: 4, Connecticut, 11/07/09
 Longest field goal: 55, Oregon State, 09/06/07
 Punt attempts: 7, at USF, 10/15/09
 Punt yards: 316, at USF, 10/15/09 (7 punts)
 Longest punt: 54, 4 times
 Tackles: 2, SE Missouri State, Aug 30, 2007 (1-1)

SCHAFFER, JK

All-purpose yards: 13, at Miami (OH), 10/03/09
 Interceptions: 1, 4 times
 Long interception return: 13, at Miami (OH), 10/03/09
 Tackles: 16, at NC State, 09/16/10 (6-10); at WVU, 11/13/10
 Sacks: 1.0, Syracuse, 10/30/10 (1-0); at Pittsburgh, 12/05/09 (1-0)
 Tackles for loss: 2.0, Syracuse, 10/30/10 (2-0)
 Fumbles forced: 1, at Akron, 09/27/08; Syracuse, 10/30/10;
 at WVU, 11/13/10
 Pass breakups: 2, Fresno State, 09/26/09

STEPP, Jordan

Tackles: 6, Syracuse, 10/30/10 (5-1)
 Tackles for loss: 1.0, Oklahoma, 09/25/10 (1-0);
 Syracuse, 10/30/10 (1-0)
 Fumbles forced: 1, Syracuse, 10/30/10

STEWART, Walter

All-purpose yards: -2, Louisville, 10/24/09
 Interceptions: 1, Louisville, 10/24/09
 Tackles: 13, Syracuse, 10/30/10 (11-2)
 Sacks: 2.5, at Oregon State, 09/19/09 (2-1)
 Tackles for loss: 2.5, at Oregon State, 09/19/09 (2-1)
 Fumbles forced: 1, at Oregon State, 09/19/09
 Pass breakups: 1, Miami (OH), 10/09/10

TAYLOR, Monte

Tackles: 4, at WVU, 11/13/10 (4-0)
 Sacks: 1.0, at WVU, 11/13/10 (1-0)
 Tackles for loss: 2.0, at WVU, 11/13/10 (2-0)

THOMPSON, Ricardo

Kick returns: 1, at Oregon State, 09/19/09; Fresno State, 09/26/09

TRIGG, Rob

Tackles: 6, SEMO, 09/12/09 (3-3)
 Tackles for loss: 2.5, SEMO, 09/12/09 (2-0)

INDIVIDUAL SINGLE-GAME CAREER HIGHS ...

WILLIAMS, Chris

Tackles: 2, 4 times

Sacks: 1.0, Syracuse, 10/30/10 (1-0)

Tackles for loss: 1.0, at Fresno State, 09/04/10 (1-0);

Syracuse, 10/30/10 (1-0)

WILLIAMS, Darrin

Points scored: 6, SEMO, 09/12/09

Touchdowns: 1, SEMO, 09/12/09

Rush attempts: 13, Indiana State, 09/11/10

Rush yards: 117, Indiana State, 09/11/10 (13 carries)

Long rush: 23, Indiana State, 09/11/10

Receptions: 2, West Virginia, 11/13/09

Receiving yards: 7, West Virginia, 11/13/09 (2 receptions)

Long reception: 5, West Virginia, 11/13/09; Illinois, 11/27/09

Total offense attempts: 13, Indiana State, 09/11/10 (13 rush, 0 pass)

Total offense yards: 118, Indiana State, 09/11/10 (117 rush, 0 pass)

All-purpose yards: 134, Indiana State, 09/11/10

Kick returns: 6, at NC State, 09/16/10

Kick return yards: 104, at NC State, 09/16/10 (6 returns)

Long kick return: 100, SEMO, 09/12/09

WINN, George

Rush attempts: 19, Miami (OH), 10/09/10

Rush yards: 81, Miami (OH), 10/09/10 (19 carries)

Long rush: 22, Miami (OH), 10/09/10

Receptions: 1, SEMO, 09/12/09; Syracuse, 10/30/10

Receiving yards: 19, SEMO, 09/12/09 (1 reception)

Long reception: 19, SEMO, 09/12/09

Total offense attempts: 19, Miami (OH), 10/09/10 (19 rush, 0 pass)

Total offense yards: 81, Miami (OH), 10/09/10 (81 rush, 0 pass)

All-purpose yards: 81, Miami (OH), 10/09/10

Tackles: 1, at WVU, 11/13/10 (0-1)

WITTY, Adrien

Tackles: 1, Oklahoma, 09/25/10 (1-0)

WOLFE, Derek

Tackles: 8, at Fresno State, 09/04/10 (4-4); Fresno State, 09/26/09 (5-3)

Sacks: 2.0, at Miami (OH), 10/03/09 (2-0)

Tackles for loss: 2.0, at Miami (OH), 10/03/09 (2-0)

Fumbles forced: 1, at Syracuse, 10/31/09

Fumbles recovered: 1, at Syracuse, 10/31/09

Pass breakups: 1, Miami (OH), 10/09/10

WOODARD, Orion

Receiving yards: 9, Miami (OH), 10/09/10 (1 reception);

Syracuse, 10/30/10 (1 reception)

Long reception: 9, Miami (OH), 10/09/10; Syracuse, 10/30/10

All-purpose yards: 9, Miami (OH), 10/09/10; Syracuse, 10/30/10

Tackles: 2, 5 times

Fumbles recovered: 1, SEMO, 09/12/09

WOODS, DJ

Points scored: 12, at NC State, 09/16/10; at Louisville, 10/15/10;

Touchdowns: 2, at NC State, 09/16/10; at Louisville, 10/15/10;

Rush attempts: 2, at Fresno State, 09/04/10

Rush yards: 18, Miami (OH), 10/09/10 (1 carries)

Rush TDs: 1, Miami (OH), 10/09/10

Long rush: 18, Miami (OH), 10/09/10

Receptions: 7, 4 times

Receiving yards: 171, Oklahoma, 09/25/10 (7 receptions)

Receiving TDs: 2, at NC State, 09/16/10; at Louisville, 10/15/10;

Long reception: 69, Oklahoma, 09/25/10

Total offense attempts: 2, at Fresno State, 09/04/10 (2 rush, 0 pass)

Total offense yards: 18, Miami (OH), 10/09/10 (18 rush, 0 pass)

All-purpose yards: 283, Oklahoma, 09/25/10

Punt returns: 3, 4 times

Punt return yards: 49, at Connecticut, 10/25/08 (3 returns)

Long punt return: 40, at Connecticut, 10/25/08

Kick returns: 6, at WVU, 11/13/10

Kick return yards: 135, at WVU, 11/13/10 (6 returns)

Long kick return: 37, at Fresno State, 09/04/10; Miami (OH), 10/09/10

Tackles: 1, at Oregon State, 09/19/09 (0-1); West Virginia, 11/13/09 (1-0)

INDIVIDUAL SINGLE-GAME SUPERLATIVES ...

100-YARD RECEIVING GAMES

#85 MARCUS BARNETT (3)

Opp	Date	Rec	Yards	TD	Long
USF	10/22/10	9	174	1	69
at Syracuse	11/24/07	11	127	3	33
West Virginia	11/17/07	10	210	2	70

#80 ARMON BINNS (7)

Opp	Date	Rec	Yards	TD	Long
at West Virginia	11/13/10	10	115	0	23
USF	10/22/10	12	158	2	20
at Louisville	10/15/10	8	175	3	62
Miami (OH)	10/09/10	5	115	2	48
at Pittsburgh	12/05/09	5	104	1	31
Connecticut	11/07/09	5	108	1	41
at Syracuse	10/31/09	5	138	2	81

#19 BEN GUIDUGLI (1)

Opp	Date	Rec	Yards	TD	Long
Illinois	11/27/09	7	149	2	59

#3 DJ WOODS (6)

Opp	Date	Rec	Yards	TD	Long
USF	10/22/10	9	137	0	29
Oklahoma	09/25/10	7	171	1	69
at NC State	09/16/10	6	146	2	68
at Oregon State	09/19/09	7	117	1	45

100-YARD RUSHING GAMES

#12 ZACH COLLAROS (1)

Opp	Date	Att	Yards	TD	Long
at USF	10/15/09	10	132	2	75

#23 ISAIAH PEAD (4)

Opp	Date	Att	Yards	TD	Long
at Louisville	10/15/10	21	145	0	33
Miami (OH)	10/09/10	10	197	1	80
Oklahoma	09/25/10	21	169	0	35
West Virginia	11/13/09	18	175	1	52

#10 DARRIN WILLIAMS (1)

Opp	Date	Att	Yards	TD	Long
Indiana State	09/11/10	13	117	0	23

300-YARD PASSING GAMES

#12 ZACH COLLAROS (7)

Opp	Date	A-C-I	Yards	TD	Long
USF	10/22/10	30-53-1	463	3	69
Oklahoma	09/25/10	23-38-1	305	3	69
at NC State	09/16/10	19-31-0	310	3	68
West Virginia	11/13/09	17-24-1	205	0	27
Connecticut	11/07/09	29-37-0	480	1	54
at Syracuse	10/31/09	22-28-0	295	4	81
Louisville	10/24/09	15-17-0	253	3	31

PLAYER PARTICIPATION ...

Name	GP/GS	FSU	ISU	NCST	OKLA	MIA	LOU	USF	SYR	WVU	RUT	CONN	PITT
14 ANDERSON, Chazz	6/1	XXX	XXX	...	XXX	XXX	...	XXX	START	...			
86 ANNEN, Blake	8/-	XXX	XXX	XXX	XXX	XXX	XXX	XXX	XXX	...			
43 ARMSTRONG, R.	2/-	...	XXX	XXX			
85 BARNETT, Marcus	9/8	XXX	START	START	START	START	START	START	START	START			
9 BATTLE, D.	3/3	...	START	START	START			
80 BINNS, Armon	9/9	START	START	START	START	START	START	START	START	START			
4 BOMAR, Maalik	9/9	START	START	START	START	START	START	START	START	START			
76 BUJNOCH, Austen	2/-	...	XXX	XXX			
21 CHEATHAM, C.	9/7	START	XXX	START	XXX	START	START	START	START	START			
57 CHEATHAM, O.	9/-	XXX	XXX	XXX	XXX	XXX	XXX	XXX	XXX	XXX			
2C CHENAULT, Arryn	4/-	XXX	XXX	XXX	XXX	...			
70 COBB, CJ	9/9	START	START	START	START	START	START	START	START	START			
12 COLLAROS, Zach	8/8	START	START	START	START	START	START	START	...	START			
79 CURETON, Andre	2/-	...	XXX	XXX			
42 DARLING, Antwan	7/-	...	XXX	XXX	XXX	XXX	XXX	XXX	XXX	...			
72 DAVIS, Evan	5/1	START	XXX	XXX	XXX	...	XXX	...			
96 DETEMPLE, Tom	8/-	XXX	XXX	XXX	XXX	XXX	XXX	XXX	XXX	...			
3D DRANE, Deven	4/-	XXX	XXX	XXX	XXX	...			
25 FEARING, Adam	1/-	XXX			
65 FRANKLIN, TJ	6/-	XXX	XXX	XXX	XXX	XXX	XXX	...			
26 FREY, Drew	8/8	START	START	START	...	START	START	START	START	START			
99 GIORDANO, Dan	9/8	XXX	START	START	START	START	START	START	START	START			
22 GOEBEL, John	9/-	XXX	XXX	XXX	XXX	XXX	XXX	XXX	XXX	XXX			
66 GRIFFIN, Samuel	9/9	START	START	START	START	START	START	START	START	START			
19 GUIDUGLI, Ben	8/8	START	START	START	...	START	START	START	START	START			
2H HALEY, Reuben	8/-	XXX	XXX	XXX	XXX	XXX	XXX	XXX	XXX	...			
5H HANCOCK, Steve	7/-	...	XXX	...	XXX	XXX	XXX	XXX	XXX	XXX			
7 HAZELTON, Vidal	1/1	START			
81 HILTON, Tomaz	7/-	...	XXX	XXX	XXX	XXX	XXX	XXX	XXX	...			
59 HOFFMAN, Alex	7/7	START	START	START	START	START	START	START			
77 HOOEY, Sean	8/2	XXX	XXX	XXX	XXX	XXX	START	START	XXX	...			
3H HORNER, Bruce	9/-	XXX	XXX	XXX	XXX	XXX	XXX	XXX	XXX	XXX			
40 HUGHES, John	9/9	START	START	START	START	START	START	START	START	START			
5 JOHNSON, Reuben	9/9	START	START	START	START	START	START	START	START	START			
11 KAY, Brendon	1/-	XXX	...			
60 KELCE, Jason	9/9	START	START	START	START	START	START	START	START	START			
13 LAMBERT, Pat	8/2	XXX	XXX	XXX	START	START	XXX	XXX	XXX	...			
4L LEGAUX, Munchie	3/-	XXX	...	XXX	XXX	...			
55 LOZANO, Roney	3/-	XXX	XXX	XXX	...			
47 LOZIER, Colin	7/-	XXX	XXX	XXX	XXX	XXX	XXX	...	XXX	...			
53 MARTINEZ, Randy	9/8	XXX	START	START	START	START	START	START	START	START			
1M MCCAFFERTY, C.	8/-	XXX	XXX	XXX	XXX	XXX	XXX	XXX	XXX	...			
17 MCCLUNG, A.	7/-	...	XXX	...	XXX	XXX	XXX	XXX	XXX	XXX			
46 MEADOR, Mitch	8/-	XXX	XXX	XXX	XXX	XXX	XXX	XXX	XXX	...			
83 MILLIGAN, Danny	6/-	XXX	XXX	XXX	XXX	XXX	...	XXX			
58 MILLS, Brandon	9/6	START	START	XXX	XXX	XXX	START	START	START	START			
34 O'DONNELL, Pat	9/-	XXX	XXX	XXX	XXX	XXX	XXX	XXX	XXX	XXX			
23 PEAD, Isaiah	8/7	START	...	XXX	START	START	START	START	START	START			
36 QUETANT, Quincy	2/-	...	XXX	XXX			
41 RAINS, Jared	1/-	...	XXX			
89 RICHARDSON, D.	5/-	...	XXX	XXX	XXX	XXX	XXX	...			
24 RICHARDSON, Wes	8/7	START	START	START	START	START	...	XXX	START	START			
18 ROBERSON, Aaron	4/-	XXX	XXX	XXX	...	XXX	...			
88 ROBINSON, A.	7/-	...	XXX	XXX	XXX	XXX	XXX	XXX	XXX	...			
97 ROGERS, Jacob	9/-	XXX	XXX	XXX	XXX	XXX	XXX	XXX	XXX	XXX			
56 RYAN, Doug	1/-	XXX			
16 SADDLER, Will	1/-	XXX			
37 SCHAFFER, JK	9/9	START	START	START	START	START	START	START	START	START			
94 STEPP, Jordan	8/-	...	XXX	XXX	XXX	XXX	XXX	XXX	XXX	XXX			
54 STEWART, Walter	9/9	START	START	START	START	START	START	START	START	START			
87 TAYLOR, Monte	8/-	XXX	XXX	XXX	...	XXX	XXX	XXX	XXX	XXX			
45 TRIGG, Rob	6/-	...	XXX	XXX	XXX	XXX	XXX	XXX			
20 WILLIAMS, Chris	7/4	START	...	XXX	START	XXX	START	START	XXX	...			
10 WILLIAMS, D.	4/3	XXX	START	START	START			
32 WINN, George	7/-	...	XXX	XXX	XXX	XXX	...	XXX	XXX	XXX			
8 WITTY, Adrian	4/-	XXX	XXX	XXX	XXX			
95 WOLFE, Derek	9/9	START	START	START	START	START	START	START	START	START			
84 WOODARD, Orion	9/-	XXX	XXX	XXX	XXX	XXX	XXX	XXX	XXX	XXX			
3 WOODS, DJ	9/9	START	START	START	START	START	START	START	START	START			

GAME-BY-GAME STARTERS

OFFENSE	LT	LG	C	RG	RT	TE	WR	WR	WR	RB	QB
at Fresno State	Griffin	Davis	J. Kelce	Hoffman	Cobb	Guidugli	Hazelton	Woods	Binns	Pead	Collaros
Indiana State	Griffin	Martinez	J. Kelce	Hoffman	Cobb	Guidugli	Barnett	Woods	Binns	D. Williams	Collaros
at NC State	Griffin	Martinez	J. Kelce	Hoffman	Cobb	Guidugli	Barnett	Woods	Binns	D. Williams	Collaros
Oklahoma	Griffin	Martinez	J. Kelce	Cobb	Hoffman	Robinson	Barnett	Woods	Binns	Pead	Collaros
Miami (OH)	Griffin	Martinez	J. Kelce	Cobb	Hoffman	Guidugli	Barnett	Woods	Binns	Pead	Collaros
at Louisville	Griffin	Martinez	J. Kelce	Cobb	Hooey	Guidugli	Barnett	Woods	Binns	Pead	Collaros
USF	Griffin	Martinez	J. Kelce	Cobb	Hooey	Guidugli	Barnett	Woods	Binns	Pead	Collaros
Syracuse	Griffin	Martinez	J. Kelce	Cobb	Hoffman	Guidugli	Barnett	Woods	Binns	Pead	Anderson
at West Virginia	Griffin	Martinez	J. Kelce	Cobb	Hoffman	Guidugli	Barnett	Woods	Binns	Pead	Collaros
Rutgers											
at Connecticut											
Pittsburgh											

DEFENSE	L	T	N	E	WLB	MLB	SLB/DB	DB	FS	SS	DB
at Fresno State	Mills	Wolfe	Hughes	Stewart	Bomar	Schaffer	C. Williams	Johnson	W. Richardson	Frey	C. Cheatham
Indiana State	Mills	Wolfe	Hughes	Giordano	Bomar	Schaffer	Stewart	Johnson	W. Richardson	Frey	Battle
at NC State	Mills	Wolfe	Hughes	Stewart	Bomar	Schaffer	C. Cheatham	Johnson	W. Richardson	Frey	Battle
Oklahoma	Stewart	Wolfe	Hughes	Giordano	Bomar	Schaffer	Lambert	Johnson	W. Richardson	C. Williams	Battle
Miami (OH)	Stewart	Wolfe	Hughes	Giordano	Bomar	Schaffer	Lambert	Johnson	W. Richardson	Frey	C. Cheatham
at Louisville	Mills	Wolfe	Hughes	Giordano	Bomar	Schaffer	Stewart	Johnson	C. Williams	Frey	C. Cheatham
USF	Mills	Wolfe	Hughes	Giordano	Bomar	Schaffer	Stewart	Johnson	C. Williams	Frey	C. Cheatham
Syracuse	Mills	Wolfe	Hughes	Giordano	Bomar	Schaffer	Stewart	Johnson	W. Richardson	Frey	C. Cheatham
at West Virginia	Mills	Wolfe	Hughes	Giordano	Bomar	Schaffer	Stewart	Johnson	W. Richardson	Frey	C. Cheatham
Rutgers											
at Connecticut											
Pittsburgh											

START CHART

PLAYER	GS (CONSEC.)	PLAYER	GS (CONSEC.)	PLAYER	GS (CONSEC.)
Chazz Anderson, QB	3 (1)	John Goebel, RB	3 (0)	Isaiah Pead, RB.....	10 (6)
Marcus Barnett, WR.....	34 (8)	Samuel Griffin, OL	21 (14)	Wesley Richardson, DB	7 (2)
Dominique Battle, DB.....	15 (3)	Ben Guidugli, TE	34 (5)	Adrien Robinson, TE	1 (1)
Maalik Bomar, LB	9 (9)	Vidal Hazelton, WR.....	1 (1)	JK Schaffer, LB.....	21 (21)
Armon Binns, WR	22 (22)	Alex Hoffman, OL	22 (2)	Walter Stewart, LB	21 (20)
Cameron Cheatham, DB.....	8 (5)	Sean Hooey, OL	2 (2)	Chris Williams, DB	6 (6)
C.J. Cobb, OL.....	9 (9)	John Hughes, DL	9 (9)	Darrin Williams, RB.....	2 (2)
Zach Collaros, QB.....	12 (1)	Reuben Johnson, DB	9 (9)	Derek Wolfe, DL.....	22 (22)
Evan Davis, OL	1 (1)	Jason Kelce, OL	35 (27)	DJ Woods, WR.....	21 (17)
Drew Frey, DB.....	21 (5)	Randy Martinez, OL.....	8 (8)		
Dan Giordano, DL	8 (8)	Brandon Mills, DL	8 (8)		

SUPERLATIVES

INDIVIDUAL GAME HIGHS

Rushes	22 COLLAROS, Zach at NC State (09/16/10)
Yards Rushing	197 PEAD, Isaiah vs Miami (OH) (10/09/10)
TD Rushes	2 GOEBEL, John vs Indiana State (09/11/10)
Long Rush	80 PEAD, Isaiah vs Miami (OH) (10/09/10)
Pass attempts	53 COLLAROS, Zach vs USF (10/22/10)
Pass completions	30 COLLAROS, Zach vs USF (10/22/10)
Yards Passing	463 COLLAROS, Zach vs USF (10/22/10)
TD Passes	5 COLLAROS, Zach at Louisville (10/15/10)
Long Pass	69 COLLAROS, Zach vs Oklahoma (09/25/10)
	 COLLAROS, Zach vs USF (10/22/10)
Receptions	12 BINNS, Armon vs USF (10/22/10)
Yards Receiving	175 BINNS, Armon at Louisville (10/15/10)
TD Receptions	3 BINNS, Armon at Louisville (10/15/10)
Long Reception	69 WOODS, DJ vs Oklahoma (09/25/10)
	 BARNETT, Marcus vs USF (10/22/10)
Field Goals	3 ROGERS, Jacob vs Oklahoma (09/25/10)
	 ROGERS, Jacob vs USF (10/22/10)
Long Field Goal	49 ROGERS, Jacob at WVU (11/13/10)
Punts	8 O'DONNELL, Pat at Fresno State (09/04/10)
	 O'DONNELL, Pat at WVU (11/13/10)
Punting Avg	49.2 O'DONNELL, Pat vs Oklahoma (09/25/10)
Long Punt	61 O'DONNELL, Pat vs Oklahoma (09/25/10)
Long Punt Return	25 WOODS, DJ vs Oklahoma (09/25/10)
Long Kickoff Return	37 WOODS, DJ at Fresno State (09/04/10)
	 WOODS, DJ vs Miami (OH) (10/09/10)
Tackles	16 SCHAFFER, JK at NC State (09/16/10)
	 SCHAFFER, JK at WVU (11/13/10)
Sacks	1.5 GIORDANO, Dan vs Oklahoma (09/25/10)
Tackles For Loss	2.0 five times
Interceptions	1 LAMBERT, Pat at Fresno State (09/04/10)
	 SCHAFFER, JK vs Oklahoma (09/25/10)
	 JOHNSON, Reuben vs Syracuse (10/30/10)
	 RICHARDSON, Wes at WVU (11/13/10)

TEAM GAME HIGHS

Rushes	46 vs Miami (OH) (10/09/10)
Yards Rushing	384 vs Miami (OH) (10/09/10)
Yards Per Rush	8.3 vs Miami (OH) (10/09/10)
TD Rushes	3 vs Indiana State (09/11/10)
	 vs Miami (OH) (10/09/10)
Pass attempts	61 vs USF (10/22/10)
Pass completions	34 vs USF (10/22/10)
Yards Passing	512 vs USF (10/22/10)
Yards Per Pass	10.7 vs Miami (OH) (10/09/10)
TD Passes	5 at Louisville (10/15/10)
Total Plays	90 vs USF (10/22/10)
Total Offense	609 vs Miami (OH) (10/09/10)
Yards Per Play	9.1 vs Miami (OH) (10/09/10)
Points	45 vs Miami (OH) (10/09/10)
Sacks By	4 vs Syracuse (10/30/10)
First Downs	29 vs Miami (OH) (10/09/10)
	 vs USF (10/22/10)
Penalties	12 vs USF (10/22/10)
Penalty Yards	115 vs USF (10/22/10)
Turnovers	4 vs Oklahoma (09/25/10)
	 at WVU (11/13/10)
Interceptions By	1 at Fresno State (09/04/10)
	 vs Oklahoma (09/25/10)
	 vs Syracuse (10/30/10)
	 at WVU (11/13/10)

OPPONENT INDIVIDUAL GAME HIGHS

Rushes	28 Murray, Demarco, vs Oklahoma (09/25/10)
Yards Rushing	209 POWELL, Bilal, at Louisville (10/15/10)
TD Rushes	2 POWELL, Bilal, at Louisville (10/15/10)
	 DANIELS, BJ, vs USF (10/22/10)
Long Rush	85 POWELL, Bilal, at Louisville (10/15/10)
Pass attempts	51 Jones, Landry, vs Oklahoma (09/25/10)
Pass completions	36 Jones, Landry, vs Oklahoma (09/25/10)
Yards Passing	370 Jones, Landry, vs Oklahoma (09/25/10)
TD Passes	4 Colburn, Ryan, at Fresno State (09/04/10)
	 SMITH, Geno, at WVU (11/13/10)
Long Pass	70 DANIELS, BJ, vs USF (10/22/10)
Receptions	10 Broyles, Ryan, vs Oklahoma (09/25/10)
Yards Receiving	111 Williams, J., at NC State (09/16/10)
TD Receptions	2 AUSTIN, Tavon, at WVU (11/13/10)
	 SANDERS, Jock, at WVU (11/13/10)
Long Reception	70 HORNES, Faron, vs USF (10/22/10)
Field Goals	2 PHILPOTT, Chris, at Louisville (10/15/10)
Long Field Goal	48 COOK, Trevor, vs Miami (OH) (10/09/10)
Punts	8 Shapiro, Andrew, at Fresno State (09/04/10)
	 Way, Tress, vs Oklahoma (09/25/10)
Punting Avg	41.8 LONG, Rob, vs Syracuse (10/30/10)
Long Punt	55 Davis, Santino, vs Indiana State (09/11/10)
Long Punt Return	15 HOLMES, Mike, vs Syracuse (10/30/10)
Long Kickoff Return	35 BELLAMY, Josh, at Louisville (10/15/10)
Tackles	12 Jefferson, Tony, vs Oklahoma (09/25/10)
Sacks	3.5 Harrell, Logan, at Fresno State (09/04/10)
Tackles For Loss	4.5 Harrell, Logan, at Fresno State (09/04/10)
Interceptions	1 seven times

OPPONENT TEAM GAME HIGHS

Rushes	59 at WVU (11/13/10)
Yards Rushing	245 at WVU (11/13/10)
Yards Per Rush	6.7 at Louisville (10/15/10)
TD Rushes	3 vs USF (10/22/10)
Pass attempts	51 vs Oklahoma (09/25/10)
Pass completions	36 vs Oklahoma (09/25/10)
Yards Passing	370 vs Oklahoma (09/25/10)
Yards Per Pass	17.9 vs USF (10/22/10)
TD Passes	4 at Fresno State (09/04/10)
	 at WVU (11/13/10)
Total Plays	94 vs Oklahoma (09/25/10)
Total Offense	491 at NC State (09/16/10)
Yards Per Play	7.3 vs USF (10/22/10)
Points	38 vs USF (10/22/10)
Sacks By	8 at Fresno State (09/04/10)
First Downs	29 at WVU (11/13/10)
Penalties	13 vs Oklahoma (09/25/10)
Penalty Yards	113 vs Oklahoma (09/25/10)
Turnovers	2 at NC State (09/16/10)
	 vs Syracuse (10/30/10)
	 at WVU (11/13/10)
Interceptions By	2 at Louisville (10/15/10)
	 at WVU (11/13/10)

TEAM GAME-BY-GAME STATISTICS ...

Date	Opponent	RUSHING				RECEIVING				PASSING				KICK RET			PUNT RET				TOT	
		No.	Yds	TD	Lg	No.	Yds	TD	Lg	Cmp-Att-Int	Yds	TD	Lg	No	Yds	TD	Lg	No	Yds	TD	Lg	Off
09/04/10	at Fresno State	32	15	1	12	24	219	1	25	24-41-0	219	1	25	4	78	0	37	1	0	0	0	234
09/11/10	Indiana State	45	263	3	28	11	130	2	29	11-17-0	130	2	29	3	50	0	17	3	32	0	18	393
09/16/10	at NC State	31	75	0	22	19	310	3	68	19-31-0	310	3	68	6	104	0	28	1	-2	0	0	385
09/25/10	Oklahoma	32	156	0	35	23	305	3	69	23-38-1	305	3	69	5	85	0	23	3	39	0	25	461
10/09/10	Miami (OH)	46	384	3	80	15	225	3	48	15-21-0	225	3	48	2	73	0	37	2	19	0	10	609
10/15/10	at Louisville	33	178	0	33	18	275	5	62	18-28-2	275	5	62	6	98	0	26	0	0	0	0	453
10/22/10	USF	29	78	0	19	34	512	3	69	34-61-1	512	3	69	4	95	0	31	1	5	0	5	590
10/30/10	Syracuse	29	109	0	20	21	168	1	33	21-39-1	168	1	33	6	154	0	30	1	20	0	20	277
11/13/10	at West Virginia	16	60	1	53	25	221	0	24	25-45-2	221	0	24	6	135	0	31	1	-1	0	0	281
11/20/10	Rutgers																					
11/27/10	at Connecticut																					
12/04/10	Pittsburgh																					
	Totals	293	1318	8	80	190	2365	21	69	190-321-7	2365	21	69	42	872	0	37	13	112	0	25	3683
	Opponent	339	1126	11	85	194	2129	19	70	194-290-4	2129	19	70	28	594	0	35	13	72	0	15	3255

Date	Opponent	TACKLES			TFL-Yds	SACKS	FUMBLE			QBH	PASS	BLKD	KICKS	XPTS			
		Solo	Ast	Total		No-Yds	FF	FR-Yds	Int-Yds		Brk	Kick	Att-Mad	Run	Rcv	Saf	Pts
09/04/10	at Fresno State	29	26	55	5.0-18	2.0-5	2	0-0	1-0	0	0	0	2-2	0	0	0	14
09/11/10	Indiana State	47	16	63	7.0-38	2.0-13	1	1-0	0-0	5	5	0	5-5	0	0	1	40
09/16/10	at NC State	37	38	75	3.0-8	2.0-7	2	2-0	0-0	1	4	0	1-1	0	0	0	19
09/25/10	Oklahoma	62	20	82	9.0-36	2.0-21	1	0-0	1-0	3	0	0	3-2	0	0	0	29
10/09/10	Miami (OH)	43	22	65	6.0-27	2.0-10	0	0-0	0-0	4	3	0	6-6	0	0	0	45
10/15/10	at Louisville	48	16	64	6.0-18	1.0-8	0	0-0	0-0	0	1	0	5-5	0	0	0	35
10/22/10	USF	41	14	55	5.0-19	0.0-0	0	0-0	0-0	1	1	0	3-3	0	0	0	30
10/30/10	Syracuse	55	10	65	9.0-36	4.0-29	2	1-0	1-9	1	2	0	1-1	0	0	0	7
11/13/10	at West Virginia	52	44	96	5.0-21	2.0-14	1	1-0	1--2	1	0	0	1-1	0	0	0	10
11/20/10	Rutgers																
11/27/10	at Connecticut																
12/04/10	Pittsburgh																
	Totals	414	206	620	55.0-221	18.0-109	9	5-0	4-7	16	16	0	27-26	0	0	1	229
	Opponent	404	128	532	59.0-303	29.0-224	13	12-21	7-101	16	34	1	30-29	0	0	1	232

Date	Opponent	PUNTING								FIELD GOALS				KICKOFFS				
		No	Yds	Avg	Long	Blkd	TB	FC	50+	I20	Att-Made	Lg	Blkd	No	Yds	Avg	TB	OB
09/04/10	at Fresno State	8	304	38.0	51	0	1	1	1	3	1-0	0	0	3	223	74.3	3	0
09/11/10	Indiana State	4	173	43.2	47	0	0	3	0	3	1-1	48	0	7	486	69.4	2	0
09/16/10	at NC State	7	247	35.3	58	0	1	2	1	2	1-0	0	0	3	210	70.0	2	0
09/25/10	Oklahoma	6	295	49.2	61	0	0	0	3	1	3-3	43	0	6	419	69.8	3	0
10/09/10	Miami (OH)	3	132	44.0	50	0	1	0	1	1	1-1	24	0	8	545	68.1	5	0
10/15/10	at Louisville	2	89	44.5	48	0	0	0	0	1	0-0	0	0	6	381	63.5	0	0
10/22/10	USF	2	76	38.0	41	0	0	0	0	1	3-3	44	0	7	420	60.0	0	0
10/30/10	Syracuse	5	214	42.8	48	0	2	1	0	2	0-0	0	0	2	138	69.0	1	0
11/13/10	at West Virginia	8	326	40.8	49	0	0	6	0	1	1-1	49	0	3	197	65.7	1	0
11/20/10	Rutgers																	
11/27/10	at Connecticut																	
12/04/10	Pittsburgh																	
	Totals	45	1856	41.2	61	0	5	13	6	15	11-9	49	0	45	3019	67.1	17	0
	Opponent	53	2044	38.6	55	0	3	18	4	15	11-7	48	0	47	2970	63.2	4	1

INDIVIDUAL SEASON/CAREER STATS ...

SEASON										CAREER									
Rushing	gp	att	gain	loss	net	avg	td	lg	avg/g	gp	att	gain	loss	net	avg	td	lg	avg/g	
PEAD, Isaiah	8	96	715	19	696	7.2	2	80	87.0	28	247	1761	65	1696	6.9	11	80	60.6	
GOEBEL, John	9	28	184	1	183	6.5	3	28	20.3	45	173	856	25	831	4.8	10	37	18.5	
WILLIAMS, D.	4	20	145	1	144	7.2	0	23	36.0	17	37	193	12	181	4.9	0	23	10.6	
WINN, George	7	31	147	10	137	4.4	0	22	19.6	8	36	163	14	149	4.1	0	22	18.6	
ANDERSON, Chazz	6	19	106	26	80	4.2	0	20	13.3	13	50	186	117	69	1.4	2	20	5.3	
COLLAROS, Zach	8	85	290	236	54	0.6	2	22	6.8	28	148	690	263	427	2.9	6	75	15.2	
WOODS, DJ	9	6	32	5	27	4.5	1	18	3.0	35	6	32	5	27	4.5	1	18	0.8	
KAY, Brendon	1	2	14	0	14	7.0	0	7	14.0	3	6	38	0	38	6.3	0	8	12.7	
FEARING, Adam	1	2	6	0	6	3.0	0	4	6.0	1	2	6	0	6	3.0	0	4	6.0	
TEAM	5	4	0	23	-23	-5.8	0	0	-4.6										
Total	9	293	1639	321	1318	4.5	8	80	146.4										
Opponents	9	339	1370	244	1126	3.3	11	85	125.1										
Passing	gp	effic	comp-att-int	pct	yds	td	lg	avg/g		gp	effic	comp-att-int	pct	yds	td	lg	avg/g		
COLLAROS, Zach	8	147.29	164-270-6	60.7	2139	20	69	267.4		28	161.13	258-398-8	64.8	3575	30	81	127.7		
ANDERSON, Chazz	6	92.45	23-45-1	51.1	206	1	33	34.3		13	110.84	74-126-4	58.7	759	3	41	58.4		
KAY, Brendon	1	78.00	3-6-0	50.0	20	0	9	20.0		3	111.85	5-8-0	62.5	47	0	19	15.7		
Total	9	138.31	190-321-7	59.2	2365	21	69	262.8											
Opponents	9	147.43	194-290-4	66.9	2129	19	70	236.6											
Receiving	gp	no.	yds	avg	td	lg	avg/g			gp	no.	yds	avg	td	lg	avg/g			
BINNS, Armon	9	57	826	14.5	9	62	91.8			38	120	1733	14.4	20	81	45.6			
WOODS, DJ	9	48	775	16.1	7	69	86.1			35	113	1583	14.0	11	69	45.2			
BARNETT, Marcus	9	22	292	13.3	2	69	32.4			45	124	1526	12.3	17	80	33.9			
PEAD, Isaiah	8	20	111	5.6	0	25	13.9			28	42	323	7.7	2	41	11.5			
GUIDUGLI, Ben	8	16	135	8.4	1	17	16.9			40	63	748	11.9	6	59	18.7			
MCCLUNG, A.	7	9	91	10.1	0	25	13.0			7	9	91	10.1	0	25	13.0			
HAZELTON, Vidal	1	6	63	10.5	0	24	63.0			1	6	63	10.5	0	24	63.0			
GOEBEL, John	9	5	17	3.4	1	8	1.9			45	33	312	9.5	1	66	6.9			
ROBINSON, A.	7	3	26	8.7	1	18	3.7			24	14	212	15.1	2	54	8.8			
WOODARD, Orion	9	2	18	9.0	0	9	2.0			35	2	18	9.0	0	9	0.5			
WINN, George	7	1	6	6.0	0	6	0.9			8	2	25	12.5	0	19	3.1			
WILLIAMS, D.	4	1	5	5.0	0	5	1.2			17	5	19	3.8	0	5	1.1			
Total	9	190	2365	12.4	21	69	262.8												
Opponents	9	194	2129	11.0	19	70	236.6												
Total Offense	g	plays	rush	pass	total	avg/g				g	plays	rush	pass	total	avg/g				
COLLAROS, Zach	8	355	54	2139	2193	274.1				28	546	427	3575	4002	142.9				
PEAD, Isaiah	8	96	696	0	696	87.0				28	247	1696	0	1696	60.6				
ANDERSON, Chazz	6	64	80	206	286	47.7				13	176	69	759	828	63.7				
GOEBEL, John	9	28	183	0	183	20.3				45	173	831	0	831	18.5				
WILLIAMS, D.	4	20	144	0	144	36.0				17	37	181	0	181	10.6				
WINN, George	7	31	137	0	137	19.6				8	36	149	0	149	18.6				
KAY, Brendon	1	8	14	20	34	34.0				3	14	38	47	85	28.3				
WOODS, DJ	9	6	27	0	27	3.0				35	6	27	0	27	0.8				
FEARING, Adam	1	2	6	0	6	6.0				1	2	6	0	6	6.0				
TEAM	5	4	-23	0	-23	-4.6													
Total	9	614	1318	2365	3683	409.2													
Opponents	9	629	1126	2129	3255	361.7													

INDIVIDUAL SEASON/CAREER STATS ...

SEASON									CAREER									
Scoring	td	fg	PAT				dxd	saf	pts	td	fg	PAT				dxd	saf	pts
			kick	rush	rcv	pass						kick	rush	rcv	pass			
BINNS, Armon	9	-	-	-	-	-	-	-	54	20	-	-	-	-	-	-	-	120
ROGERS, Jacob	-	9-11	26-27	-	-	-	-	-	53	-	49-72	174-182	-	-	-	-	-	321
WOODS, DJ	8	-	-	-	-	-	-	-	48	12	-	-	-	-	-	-	-	72
GOEBEL, John	4	-	-	-	-	-	-	-	24	11	-	-	-	-	-	-	-	66
COLLAROS, Zach	2	-	-	-	-	0-2	-	-	12	6	-	-	-	-	0-2	-	-	36
PEAD, Isaiah	2	-	-	-	-	-	-	-	12	13	-	-	-	-	-	-	-	78
BARNETT, Marcus	2	-	-	-	-	-	-	-	12	18	-	-	-	-	-	-	-	108
ROBINSON, A.	1	-	-	-	-	-	-	-	6	2	-	-	-	-	-	-	-	12
GUIDUGLI, Ben	1	-	-	-	-	-	-	-	6	6	-	-	-	-	-	-	-	36
TEAM	-	-	-	-	-	-	-	1	2									
Total	29	9-11	26-27	-	-	0-2	-	1	229									
Opponents	30	7-11	29-30	-	-	-	-	1	232									

Punt Returns	no.	yds	avg	td	lg	no.	yds	avg	td	lg
WOODS, DJ	12	113	9.4	0	25	27	271	10.0	0	40
TEAM	1	-1	-1.0	0	0					
Total	13	112	8.6	0	25					
Opponents	13	72	5.5	0	15					

Kick Returns	no.	yds	avg	td	lg	no.	yds	avg	td	lg
WOODS, DJ	26	581	22.3	0	37	27	604	22.4	0	37
WILLIAMS, D.	8	133	16.6	0	28	16	378	23.6	1	100
MCCLUNG, A.	3	72	24.0	0	28	3	72	24.0	0	28
HAZELTON, Vidal	3	41	13.7	0	18	3	41	13.7	0	18
GOEBEL, John	1	15	15.0	0	15	12	255	21.2	0	43
BARNETT, Marcus	1	30	30.0	0	30	2	44	22.0	0	30
Total	42	872	20.8	0	37					
Opponents	28	594	21.2	0	35					

Interceptions	no.	yds	avg	td	lg	no.	yds	avg	td	lg
LAMBERT, Pat	1	0	0.0	0	0	1	0	0.0	0	0
JOHNSON, Reuben	1	9	9.0	0	9	1	9	9.0	0	9
SCHAFER, JK	1	0	0.0	0	0	4	23	5.8	0	13
RICHARDSON, Wes	1	-2	-2.0	0	0	1	-2	-2.0	0	0
Total	4	7	1.8	0	9					
Opponents	7	101	14.4	0	60					

Fumble Returns	no.	yds	avg	td	lg	no.	yds	avg	td	lg
Total	0	0	0.0	0	0					
Opponents	1	21	21.0	0	21					

INDIVIDUAL SEASON/CAREER STATS ...

	SEASON								CAREER							
All Purpose	g	rush	rcv	pr	kr	ir	total	avg/g	g	rush	rcv	pr	kr	ir	total	avg/g
WOODS, DJ	9	27	775	113	581	0	1496	166.2	35	27	1583	271	604	0	2485	71.0
BINNS, Armon	9	0	826	0	0	0	826	91.8	38	0	1733	0	0	0	1733	45.6
PEAD, Isaiah	8	696	111	0	0	0	807	100.9	28	1696	323	0	21	0	2040	72.9
BARNETT, Marc	9	0	292	0	30	0	322	35.8	45	37	1526	1	44	0	1608	35.7
WILLIAMS, D.	4	144	5	0	133	0	282	70.5	17	181	19	0	378	0	578	34.0
GOEBEL, John	9	183	17	0	15	0	215	23.9	45	831	312	0	255	0	1398	31.1
MCCLUNG, A.	7	0	91	0	72	0	163	23.3	7	0	91	0	72	0	163	23.3
WINN, George	7	137	6	0	0	0	143	20.4	8	149	25	0	0	0	174	21.8
GUIDUGLI, Ben	8	0	135	0	0	0	135	16.9	40	0	748	0	0	0	748	18.7
HAZELTON, Vid	1	0	63	0	41	0	104	104.0	1	0	63	0	41	0	104	104.0
ANDERSON, Ch	6	80	0	0	0	0	80	13.3	13	69	0	0	0	0	69	5.3
COLLAROS, Zac	8	54	0	0	0	0	54	6.8	28	427	0	0	0	0	427	15.2
ROBINSON, A.	7	0	26	0	0	0	26	3.7	24	0	212	0	0	0	212	8.8
WOODARD, Orio	9	0	18	0	0	0	18	2.0	35	0	18	0	0	0	18	0.5
KAY, Brendon	1	14	0	0	0	0	14	14.0	3	38	0	0	0	0	38	12.7
JOHNSON, Reub	9	0	0	0	0	9	9	1.0	20	0	0	0	0	9	9	0.4
FEARING, Adam	1	6	0	0	0	0	6	6.0	1	6	0	0	0	0	6	6.0
RICHARDSON,	8	0	0	0	0	-2	-2	-0.2	33	0	0	0	0	-2	-2	-0.1
TEAM	5	-23	0	-1	0	0	-24	-4.8								
Total	9	1318	2365	112	872	7	4674	519.3								
Opponents	9	1126	2129	72	594	101	4022	446.9								
Field Goals		att	good	long	blkd					att	good	long	blkd			
ROGERS, Jacob		11	9	49	0					72	49	55	4			
Total		11	9	49	0											
Opponents		11	7	48	0											
Punting		no.	yds	avg	lg	blk				no.	yds	avg	lg	blk		
O'DONNELL, Pat		43	1817	42.3	61	0				43	1817	42.3	61	0		
TEAM		1	4	4.0	4	0										
COLLAROS, Zach		1	35	35.0	35	0				1	35	35.0	35	0		
Total		45	1856	41.2	61	0										
Opponents		53	2044	38.6	55	0										
Kickoffs		no.	yds	avg	tb	ob				no.	yds	avg	tb	ob		
ROGERS, Jacob		45	3019	67.1	17	0				290	19110	65.9	64	2		
Total		45	3019	67.1	17	0										
Opponents		47	2970	63.2	4	1										

INDIVIDUAL SEASON/CAREER STATS ...

SEASON													CAREER										
##	Defensive Leaders	gp	ua	a	total	tfl	sack	int	pbu	fr	ff	blk	gp	ua	a	total	tfl	sack	int	pbu	fr	ff	blk
37	SCHAFFER, JK	9	49	36	85	5.5	1.0	1	2	.	2	.	34	112	85	197	11.0	2.5	4	6	.	3	.
5	JOHNSON, Reuben	9	43	12	55	2.0	1.0	1	4	.	.	.	20	47	13	60	2.0	1.0	1	4	1	.	.
4	BOMAR, Maalik	9	38	15	53	6.0	1.0	.	.	.	2	.	18	43	17	60	6.0	1.0	.	.	.	2	.
54	STEWART, Walter	9	39	13	52	8.0	2.0	.	1	.	.	.	22	72	39	111	16.5	6.5	1	1	.	1	.
26	FREY, Drew	8	25	9	34	1.5	.	.	1	.	.	.	24	68	40	108	5.5	1.0	2	5	.	.	.
58	MILLS, Brandon	9	22	12	34	4.0	1.0	.	.	.	2	.	22	37	22	59	12.0	4.5	.	.	.	2	.
24	RICHARDSON, Wes	8	21	12	33	0.0	.	1	.	3	.	.	33	37	26	63	0.5	.	1	.	3	1	.
99	GIORDANO, Dan	9	20	12	32	8.0	4.5	.	1	.	1	.	22	33	41	74	15.0	6.5	.	2	.	1	.
95	WOLFE, Derek	9	17	15	32	4.0	3.0	.	1	.	.	.	29	40	36	76	13.0	9.0	.	1	1	1	.
21	CHEATHAM, C.	9	24	8	32	2.0	.	.	2	.	1	.	22	29	16	45	2.0	.	.	2	.	1	.
40	HUGHES, John	9	19	13	32	2.5	.	.	1	1	.	.	35	38	37	75	11.0	4.0	.	1	1	1	.
13	LAMBERT, Pat	8	12	10	22	1.0	0.5	1	21	15	14	29	1.0	0.5	1
57	CHEATHAM, O.	9	10	8	18	2.0	1.0	.	1	.	.	.	23	14	14	28	2.0	1.0	.	1	.	.	.
94	STEPP, Jordan	8	9	4	13	2.5	1	.	8	9	4	13	2.5	1	.
9	BATTLE, D.	3	8	4	12	2.0	1.0	.	2	.	.	.	29	60	25	85	7.0	1.0	2	7	.	1	.
20	WILLIAMS, Chris	7	6	3	9	2.0	1.0	17	8	4	12	2.0	1.0
84	WOODARD, Orion	9	5	4	9	0.0	35	12	9	21	0.0	.	.	.	1	.	.
87	TAYLOR, Monte	8	6	1	7	2.0	1.0	8	6	1	7	2.0	1.0
31	HORNER, Bruce	9	6	.	6	0.0	13	6	.	6	0.0
2C	CHENAULT, Arryn	4	4	1	5	0.0	4	4	1	5	0.0
45	TRIGG, Rob	6	2	2	4	0.0	20	9	8	17	2.5
47	LOZIER, Colin	7	4	.	4	0.0	7	4	.	4	0.0
43	ARMSTRONG, R.	2	2	2	4	0.0	17	13	16	29	1.5	1.0
33	DRANE, Deven	4	3	1	4	0.0	4	3	1	4	0.0
46	MEADOR, Mitch	8	3	.	3	0.0	8	3	.	3	0.0
42	DARLING, Antwan	7	2	1	3	0.0	7	2	1	3	0.0
1M	MCCAFFERTY, C.	8	3	.	3	0.0	45	20	7	27	0.0	1	.
22	GOEBEL, John	9	.	2	2	0.0	45	3	5	8	0.0
2H	HALEY, Reuben	8	.	2	2	0.0	.	.	.	1	.	.	11	.	2	2	0.0	.	.	.	1	.	.
5H	HANCOCK, Steve	7	1	1	2	0.0	9	3	1	4	2.0	1.0
23	PEAD, Isaiah	8	2	.	2	0.0	28	2	1	3	0.0
36	QUETANT, Quincy	2	2	.	2	0.0	2	2	.	2	0.0
81	HILTON, Tomaz	7	.	2	2	0.0	31	11	11	22	0.0
96	DETEMPLE, Tom	8	1	.	1	0.0	9	1	.	1	0.0
12	COLLAROS, Zach	8	1	.	1	0.0	28	2	.	2	0.0
32	WINN, George	7	.	1	1	0.0	8	.	1	1	0.0
85	BARNETT, Marcus	9	1	.	1	0.0	45	3	.	3	0.0	.	.	1	.	.	.
8	WITTY, Adrian	4	1	.	1	0.0	4	1	.	1	0.0
3R	ROBERSON, Aaron	4	1	.	1	0.0	4	1	.	1	0.0
60	KELCE, Jason	9	1	.	1	0.0	44	4	.	4	0.0
66	GRIFFIN, Samuel	9	1	.	1	0.0	21	1	.	1	0.0
TM	TEAM	5	.	.	.	0.0
	Total	9	414	206	620	55	18	4	16	5	9	.											
	Opponents	9	404	128	532	59	29	7	34	12	13	1											

DRIVE/RED ZONE/POSSESSION ANALYSIS

RED ZONE ANALYSIS

CINCINNATI

Date	Opponent	Score	Times In RZ	Times Scored	Total Pts	TDs	Rush TDs	Pass TDs	FGs Made	FGA	Downs	---- Failed to score inside RZ ----				Game
09/04/10	at Fresno State	L, 14-28	1	1	7	1	1	0	0	0	0	0	0	0	0	0
09/11/10	Indiana State	W, 40-7	4	4	28	4	3	1	0	0	0	0	0	0	0	0
09/16/10	at NC State	L, 19-30	2	2	12	2	0	2	0	0	0	0	0	0	0	0
09/25/10	Oklahoma	L, 29-31	5	4	19	2	0	2	2	0	0	1	0	0	0	0
10/09/10	Miami (OH)	W, 45-3	5	4	24	3	2	1	1	0	1	0	0	0	0	0
10/15/10	at Louisville	W, 35-27	2	2	14	2	0	2	0	0	0	0	0	0	0	0
10/22/10	USF	L, 30-38	6	4	20	2	0	2	2	0	1	1	0	0	0	0
10/30/10	Syracuse	L, 7-31	2	0	0	0	0	0	0	0	0	1	0	1	0	0
11/13/10	at West Virginia	L, 10-37	1	0	0	0	0	0	0	0	0	1	0	0	0	0
11/20/10	Rutgers															
11/27/10	at Connecticut															
12/04/10	Pittsburgh															
TOTALS			28	21	124	16	6	10	5	0	2	4	0	1	0	
21 OF 28 (75.0%)																

OPPONENTS

Date	Opponent	Score	Times In RZ	Times Scored	Total Pts	TDs	Rush TDs	Pass TDs	FGs Made	FGA	Downs	---- Failed to score inside RZ ----				Game
09/04/10	at Fresno State	L, 14-28	3	2	14	2	0	2	0	0	0	0	0	0	1	0
09/11/10	Indiana State	W, 40-7	3	1	7	1	0	1	0	1	1	0	0	0	0	0
09/16/10	at NC State	L, 19-30	5	4	23	3	0	3	1	0	0	0	1	0	0	0
09/25/10	Oklahoma	L, 29-31	4	4	28	4	2	2	0	0	0	0	0	0	0	0
10/09/10	Miami (OH)	W, 45-3	0	0	0	0	0	0	0	0	0	0	0	0	0	0
10/15/10	at Louisville	W, 35-27	5	4	20	2	1	1	2	0	1	0	0	0	0	0
10/22/10	USF	L, 30-38	4	4	24	3	3	0	1	0	0	0	0	0	0	0
10/30/10	Syracuse	L, 7-31	5	5	31	4	2	2	1	0	0	0	0	0	0	0
11/13/10	at West Virginia	L, 10-37	4	3	21	3	1	2	0	0	1	0	0	0	0	0
11/20/10	Rutgers															
11/27/10	at Connecticut															
12/04/10	Pittsburgh															
TOTALS			33	27	168	22	9	13	5	1	3	0	1	1	0	
27 OF 33 (81.8%)																

TIME OF POSSESSION

Date	Opponent	Score	Overall	1st Qtr	2nd Qtr	3rd Qtr	4th Qtr
09/04/10	at Fresno State	L, 14-28	30:50	8:21	7:42	6:47	8:00
09/11/10	Indiana State	W, 40-7	28:37	5:53	5:55	8:54	7:55
09/16/10	at NC State	L, 19-30	25:11	7:27	7:02	5:58	4:44
09/25/10	Oklahoma	L, 29-31	26:33	5:43	6:52	7:40	6:18
10/09/10	Miami (OH)	W, 45-3	28:01	4:06	8:06	7:05	8:44
10/15/10	at Louisville	W, 35-27	26:26	6:12	4:14	9:22	6:38
10/22/10	USF	L, 30-38	33:21	5:52	6:41	12:18	8:30
10/30/10	Syracuse	L, 7-31	24:40	3:52	4:21	9:24	7:03
11/13/10	at West Virginia	L, 10-37	23:07	7:24	5:38	4:54	5:11
11/20/10	Rutgers						
11/27/10	at Connecticut						
12/04/10	Pittsburgh						
CINCINNATI			Total	246:46	54:50	56:31	72:22
			Avg.	27:25	6:05	6:16	8:02
OPPONENTS			Total	293:08	80:10	78:29	62:32
			Avg.	32:34	8:54	8:43	6:56

CONVERSIONS

3RD-DOWN CONVERSIONS

Date	Opponent	Score	Overall		1st Qtr		2nd Qtr		3rd Qtr		4th Qtr	
09/04/10	at Fresno State	L, 14-28	9-19	47.4%	1-4	25.0%	2-4	50.0%	3-5	60.0%	3-6	50.0%
09/11/10	Indiana State	W, 40-7	6-12	50.0%	1-3	33.3%	1-4	25.0%	2-2	100.0%	2-3	66.7%
09/16/10	at NC State	L, 19-30	3-13	23.1%	1-4	25.0%	1-4	25.0%	1-3	33.3%	0-2	0.0%
09/25/10	Oklahoma	L, 29-31	5-17	29.4%	1-3	33.3%	3-6	50.0%	0-4	0.0%	1-4	25.0%
10/09/10	Miami (OH)	W, 45-3	5-10	50.0%	0-1	0.0%	0-1	0.0%	1-3	33.3%	4-5	80.0%
10/15/10	at Louisville	W, 35-27	6-9	66.7%	1-2	50.0%	0-1	0.0%	3-4	75.0%	2-2	100.0%
10/22/10	USF	L, 30-38	9-19	47.4%	2-4	50.0%	3-5	60.0%	2-5	40.0%	2-5	40.0%
10/30/10	Syracuse	L, 7-31	11-18	61.1%	1-3	33.3%	2-3	66.7%	5-7	71.4%	3-5	60.0%
11/13/10	at West Virginia	L, 10-37	0-12	0.0%	0-3	0.0%	0-4	0.0%	0-2	0.0%	0-3	0.0%
11/20/10	Rutgers											
11/27/10	at Connecticut											
12/04/10	Pittsburgh											
	CINCINNATI		54-129	41.9%	8-27	29.6%	12-32	37.5%	17-35	48.6%	17-35	48.6%
	OPPONENTS		51-130	39.2%	15-38	39.5%	16-38	42.1%	9-24	37.5%	11-30	36.7%

4TH-DOWN CONVERSIONS

Date	Opponent	Score	Overall		1st Qtr		2nd Qtr		3rd Qtr		4th Qtr	
09/04/10	at Fresno State	L, 14-28	0-1	0.0%	0-0	0.0%	0-0	0.0%	0-0	0.0%	0-1	0.0%
09/11/10	Indiana State	W, 40-7	0-0	0.0%	0-0	0.0%	0-0	0.0%	0-0	0.0%	0-0	0.0%
09/16/10	at NC State	L, 19-30	0-1	0.0%	0-0	0.0%	0-0	0.0%	0-0	0.0%	0-1	0.0%
09/25/10	Oklahoma	L, 29-31	1-1	100.0%	0-0	0.0%	0-0	0.0%	0-0	0.0%	1-1	100.0%
10/09/10	Miami (OH)	W, 45-3	0-1	0.0%	0-0	0.0%	0-0	0.0%	0-0	0.0%	0-1	0.0%
10/15/10	at Louisville	W, 35-27	0-0	0.0%	0-0	0.0%	0-0	0.0%	0-0	0.0%	0-0	0.0%
10/22/10	USF	L, 30-38	2-4	50.0%	0-0	0.0%	0-0	0.0%	0-1	0.0%	2-3	66.7%
10/30/10	Syracuse	L, 7-31	0-2	0.0%	0-0	0.0%	0-0	0.0%	0-0	0.0%	0-2	0.0%
11/13/10	at West Virginia	L, 10-37	1-1	100.0%	0-0	0.0%	0-0	0.0%	1-1	100.0%	0-0	0.0%
11/20/10	Rutgers											
11/27/10	at Connecticut											
12/04/10	Pittsburgh											
	CINCINNATI		4-11	36.4%	0-0	0.0%	0-0	0.0%	1-2	50.0%	3-9	33.3%
	OPPONENTS		4-10	40.0%	0-1	0.0%	1-1	100.0%	1-2	50.0%	2-6	33.3%

20-YARD PLAYS

YDS.	TYPE	PLAYER(S)	OPP.	YDS.	TYPE	PLAYER(S)	OPP.
*80	Rush	PEAD, Isaiah	Miami (OH)	22	Pass	WOODS, DJ from COLLAROS, Zach	Indiana State
69	Rush	PEAD, Isaiah	Miami (OH)	22	Pass	WOODS, DJ from COLLAROS, Zach	USF
69	Pass	WOODS, DJ from COLLAROS, Zach	Oklahoma	22	Rush	WINN, George	Miami (OH)
69	Pass	BARNETT, Marcus from COLLAROS, Zach	USF	22	KR	WILLIAMS, D.	NC State
*68	Pass	WOODS, DJ from COLLAROS, Zach	NC State	21	KR	WOODS, DJ	Syracuse
*62	Pass	BINNS, Armon from COLLAROS, Zach	Louisville	21	Pass	WOODS, DJ from COLLAROS, Zach	USF
60	Pass	BINNS, Armon from COLLAROS, Zach	NC State	20	Rush	ANDERSON, Chazz	Syracuse
55	Pass	WOODS, DJ from COLLAROS, Zach	Oklahoma	20	PR	WOODS, DJ	Syracuse
*53	Rush	PEAD, Isaiah	WVU	*20	Pass	BINNS, Armon from COLLAROS, Zach	USF
*48	Pass	BINNS, Armon from COLLAROS, Zach	Miami (OH)	20	KR	WOODS, DJ	Syracuse
*47	Pass	WOODS, DJ from COLLAROS, Zach	Louisville	*20	Pass	WOODS, DJ from COLLAROS, Zach	NC State
37	KR	WOODS, DJ	Miami (OH)	20	Pass	BINNS, Armon from COLLAROS, Zach	USF
37	KR	WOODS, DJ	Fresno State	20	Pass	MCCLUNG, A. from COLLAROS, Zach	Oklahoma
*36	Pass	WOODS, DJ from COLLAROS, Zach	Oklahoma	20	Pass	PEAD, Isaiah from ANDERSON, Chazz	USF
36	KR	WOODS, DJ	Miami (OH)	* touchdown scored on play			
35	Rush	PEAD, Isaiah	Oklahoma				
*33	Pass	WOODS, DJ from ANDERSON, Chazz	Syracuse				
33	Rush	PEAD, Isaiah	Louisville				
*32	Pass	BARNETT, Marcus from COLLAROS, Zach	USF				
*32	Pass	BINNS, Armon from COLLAROS, Zach	Miami (OH)				
*31	Pass	BINNS, Armon from COLLAROS, Zach	Louisville				
31	KR	WOODS, DJ	WVU				
31	KR	WOODS, DJ	USF				
31	Pass	WOODS, DJ from COLLAROS, Zach	NC State				
30	KR	BARNETT, Marcus	Syracuse				
29	Pass	WOODS, DJ from COLLAROS, Zach	USF				
*29	Pass	BINNS, Armon from COLLAROS, Zach	Indiana State				
29	KR	WOODS, DJ	Syracuse				
28	KR	MCCLUNG, A.	Syracuse				
28	Rush	GOEBEL, John	Indiana State				
28	KR	WOODS, DJ	WVU				
28	KR	WILLIAMS, D.	NC State				
27	KR	WOODS, DJ	WVU				
26	KR	WOODS, DJ	Louisville				
26	KR	WOODS, DJ	Syracuse				
26	KR	MCCLUNG, A.	USF				
26	Rush	GOEBEL, John	Miami (OH)				
25	Pass	WOODS, DJ from COLLAROS, Zach	Fresno State				
25	Pass	BINNS, Armon from COLLAROS, Zach	Louisville				
25	Pass	PEAD, Isaiah from COLLAROS, Zach	Fresno State				
25	Rush	PEAD, Isaiah	Oklahoma				
25	PR	WOODS, DJ	Oklahoma				
25	Pass	MCCLUNG, A. from COLLAROS, Zach	Oklahoma				
24	Pass	HAZELTON, Vidal from COLLAROS, Zach	Fresno State				
24	Rush	PEAD, Isaiah	Louisville				
24	KR	WOODS, DJ	USF				
24	Pass	WOODS, DJ from COLLAROS, Zach	WVU				
23	Pass	BINNS, Armon from COLLAROS, Zach	WVU				
*23	Pass	WOODS, DJ from COLLAROS, Zach	Fresno State				
23	KR	WOODS, DJ	Oklahoma				
23	Rush	WILLIAMS, D.	Indiana State				
23	Pass	PEAD, Isaiah from ANDERSON, Chazz	Syracuse				
23	KR	WOODS, DJ	WVU				
22	Rush	COLLAROS, Zach	NC State				
22	Pass	BINNS, Armon from COLLAROS, Zach	WVU				

20-PLUS YARDS PLAYS BY PLAYER

PLAYER	NO.	TD	R	P	KR	PR	IR	FR	PLAYER	NO.	TD	R	P	KR	PR	IR	FR
WOODS, DJ	32	6	0	15	15	2	0	0	GOEBEL, John	2	0	2	0	0	0	0	0
BINNS, Armon	11	6	0	11	0	0	0	0	HAZELTON, Vidal	1	0	0	1	0	0	0	0
PEAD, Isaiah	10	2	7	3	0	0	0	0	COLLAROS, Zach	1	0	1	0	0	0	0	0
MCCLUNG, A.	4	0	0	2	2	0	0	0	WINN, George	1	0	1	0	0	0	0	0
BARNETT, Marcus	3	1	0	2	1	0	0	0	ANDERSON, Chazz	1	0	1	0	0	0	0	0
WILLIAMS, D.	3	0	1	0	2	0	0	0	TOTAL	69	15	13	34	20	2	0	0

LONG PLAYS BY THE NUMBERS

Plays by Yards	No.	TD
100+	0	0
90-99	0	0
80-89	1	1
70-79	0	0
60-69	6	2
50-59	2	1
40-49	2	2
30-39	14	5
20-29	44	4

Plays by Type	No.	TD
Rushing	13	2
Passing	34	13
Punt returns	2	0
Kick returns	20	0
Interceptions	0	0
Fumble returns	0	0
Other	0	0
TOTAL	69	15

LONGEST PLAYS OF THE YEAR

Rushing		
80	PEAD, Isaiah vs Miami (OH) (10/9/2010)	

Rushing Touchdown		
80	PEAD, Isaiah vs Miami (OH) (10/9/2010)	

Passing		
69	WOODS, DJ from COLLAROS, Zach vs Oklahoma (9/25/2010)	

Passing Touchdown		
68	WOODS, DJ from COLLAROS, Zach vs NC State (9/16/2010)	

Punt Return		
25	WOODS, DJ vs Oklahoma (9/25/2010)	

Kick Return		
37	WOODS, DJ vs Fresno State (9/4/2010)	
37	WOODS, DJ vs Miami (OH) (10/9/2010)	

Interception Return		
9	JOHNSON, Reuben vs Syracuse (10/30/2010)	

Fumble Return		
None		

Punt		
61	O'DONNELL, Pat vs Oklahoma (9/25/2010)	

Field Goal		
49	ROGERS, Jacob vs WVU (11/13/2010)	

SCORING DRIVES/PLAYS

Opponent	Qtr.	Plays	Yds.	TOP	Result	Scoring Play
at Fresno State	1	2	35	0:32	TD	Woods 23-yard pass from Collaros
at Fresno State	2	10	76	3:46	TD	Collaros 5-yard run
Indiana State	1	6	34	1:18	FG	Rogers 48-yard field goal
Indiana State	2	8	62	3:02	TD	Binns 16-yard pass from Collaros
Indiana State	3	7	65	1:56	TD	Goebel 3-yard run
Indiana State	3	6	68	2:33	TD	Binns 29-yard pass from Collaros
Indiana State	3	2	10	0:26	TD	Goebel 1-yard run
Indiana State	3	5	36	1:50	TD	Collaros 2-yard run
at NC State	2	2	74	0:45	TD	Woods 68-yard pass from Collaros
at NC State	4	3	65	0:53	TD	Woods 20-yard pass from Collaros
at NC State	4	4	94	1:07	TD	Barnett 13-yard pass from Collaros
Oklahoma	1	8	27	3:06	FG	Rogers 22-yard field goal
Oklahoma	2	6	89	1:48	TD	Goebel 4-yard pass from Collaros
Oklahoma	3	7	55	3:09	FG	Rogers 43-yard field goal
Oklahoma	4	5	43	1:15	FG	Rogers 43-yard field goal
Oklahoma	4	5	71	2:01	TD	Woods 36-yard pass from Collaros
Oklahoma	4	8	80	1:21	TD	Robinson 18-yard pass from Collaros
Miami (OH)	1	2	63	0:25	TD	Binns 48-yard pass from Collaros
Miami (OH)	1	3	34	0:33	TD	Woods 18-yard run
Miami (OH)	1	7	70	1:41	TD	Binns 32-yard pass from Collaros
Miami (OH)	1	1	80	0:13	TD	Pead 80-yard run
Miami (OH)	2	9	53	2:57	FG	Rogers 24-yard field goal
Miami (OH)	2	3	67	1:04	TD	Goebel 2-yard run
Miami (OH)	2	10	86	3:57	TD	Guidugli 6-yard pass from Collaros
at Louisville	1	1	52	0:27	TD	Woods 47-yard pass from Collaros
at Louisville	1	9	70	3:40	TD	Binns 10-yard pass from Collaros
at Louisville	2	5	81	1:47	TD	Binns 31-yard pass from Collaros
at Louisville	3	14	77	6:13	TD	Woods 14-yard pass from Collaros
at Louisville	4	4	74	2:13	TD	Binns 62-yard pass from Collaros
USF	1	7	31	3:26	FG	Rogers 26-yard field goal
USF	2	10	80	3:06	TD	Bins 20-yard pass from Collaros
USF	2	9	72	2:05	FG	Rogers 21-yard field goal
USF	3	7	35	1:19	FG	Rogers 44-yard field goal
USF	4	8	80	2:41	TD	Brnett 32-yard pass from Collaros
USF	4	11	80	3:57	TD	Binns 15-yard pass from Collaros
Syracuse	2	8	62	2:53	TD	Woods 33-yard pass from Anderson
at West Virginia	2	9	50	1:18	FG	Rogers 49-yard field goal
at West Virginia	3	4	61	1:45	TD	Pead 53-yard run

DRIVES SUMMARY

AVERAGE SCORING DRIVE/PLAY STATS

Plays: 6.1 per drive; Yards: 61.9 per drive; Avg. Drive Time: 2:02
36 scoring drives, 222 plays, 2,231 yards, 4,525 seconds

HIGHS/LOWS

Longest drive (time):

6:13 at Louisville (14 plays, 77 yards, Woods 14-yard pass from Collaros)

Shortest drive (time):

0:13 vs. Miami (OH) (1 play, 80 yards, Pead 80-yard run)

Longest drive (yards):

94 yards at NC State (4 plays, 94 yards, Barnett 13-yard pass from Collaros)

Shortest drive (yards):

10 yards vs. Indiana State (2 plays, 10 yards, Goebel 1-yard run)

DRIVE START SUMMARY

	Own		Opp	
Kickoff	47	26.5	47	26.1
Punt	53	28.1	45	27.8
Field goal	4	23.0	2	33.0
Fumble	5	56.4	12	59.6
Interception	4	38.2	7	49.3
Downs	5	23.6	7	36.6
ALL DRIVES	118	28.6	120	32.2

2010 CINCINNATI FOOTBALL

BACK-TO-BACK BIG EAST CONFERENCE CHAMPIONS

GAME 1 • SEPT. 4, 2010 • BULLDOG STADIUM • FRESNO, CALIF. • ATT.: 37,238

GAME 2 • SEPT. 11, 2010 • NIPPERT STADIUM • CINCINNATI, OHIO • ATT.: 30,807



Cincinnati

14

Fresno State

28

FRESNO, Calif. (AP) - The University of Cincinnati football team scored the first 14 points of the game but could not hold on, surrendering 28 unanswered points to Fresno State, dropping its season opener by a 28-14 margin.

Fresno State ended Cincinnati's 18-game regular-season winning streak, a 10-game road streak, and a run of five-straight wins in season opening games.

Fresno's Ryan Colburn connected for four touchdowns to help the Bulldogs overcome an early 14-0 deficit and hand Butch Jones a loss in his first game as Cincinnati's coach.

Held to one first down on their first seven drives, the Bulldogs scored touchdowns on their next three, taking a 21-14 lead early in the third quarter on Colburn's 28-yard pass to Devon Wylie. The turnaround came one play after they converted a fourth-and-2 with a short pass to Tapa Taumoepeau.

The turnaround was just as stark on the other side of the ball as the Bearcats were held to minus-6 yards in a span of more than 22 minutes after taking a 14-0 lead on Zach Collaros' touchdown run early in the second quarter.

The Bulldogs sacked Collaros on three successive plays on UC's first drive of the fourth quarter as the Bearcats offense struggled to find a rhythm. Collaros completed 24 of 41 passes for 219 yards, throwing for one touchdown and running for another, but he was sacked eight times.

The Bearcats were held to 15 yards rushing in their first regular-season loss since a 40-16 defeat at Connecticut on Oct. 25, 2008.

The Bearcats got off to the early lead, getting a 23-yard TD pass from Collaros to D.J. Woods following an interception by Pat Lambert. Collaros' 5-yard run early in the second quarter made it 14-0. At that point, Cincinnati had outgained Fresno State 195-8 and had two more touchdowns than the Bulldogs had first downs.

SCORE BY QUARTERS

	1	2	3	4	F
Cincinnati	7	7	0	0	14
Fresno State	0	14	7	7	28

SCORING SUMMARY

QTR	TIME	TEAM	SCORING PLAY	DRIVE; TIME
1st	02:38	CIN	Woods 23 yd pass from Collaros (Rogers kick)	2-35; 0:32
2nd	11:44	CIN	Collaros 5 yd run (Rogers kick)	10-76; 3:46
	02:25	FS	Rouse 20 yd pass from Colburn (Goessling, kick)	4-49; 2:20
	00:16	FS	Hamler 16 yd pass from Colburn (Goessling, kick)	5-42; 0:23
3rd	10:03	FS	Wylie 28 yd pass from Colburn (Goessling, kick)	9-80; 4:57
4th	14:52	FS	Evans 59 yd pass from Colburn (Goessling, kick)	3-69; 1:11

TEAM STATISTICS

	UC	FSU
FIRST DOWNS	15	13
RUSHES-YARDS (NET)	32-15	30-49
PASSING YDS (NET)	219	247
Passes Att-Comp-Int	41-24-0	24-18-1
TOTAL OFF. PLAYS-YARDS	73-234	54-296
Fumble Returns-Yards	0-0	0-0
Punt Returns-Yards	1-0	2-6
Kickoff Returns-Yards	4-78	0-0
Interception Returns-Yards	1-0	0-0
Punts (Number-Avg)	8-38.0	8-40.0
Fumbles-Lost	3-1	3-0
Penalties-Yards	5-34	5-35
Possession Time	30:50	29:10
Third-Down Conversions	9 of 19	3 of 13
Fourth-Down Conversions	0 of 1	1 of 1
Red-Zone Scores-Chances	1-1	2-3
Sacks By: Number-Yards	2-5	8-64

INDIVIDUAL STATISTICS

RUSHING: Cincinnati-PEAD, Isaiah 10-36; WOODS, DJ 2-8; WILLIAMS, D. 1-3; TEAM 1-minus 10; Collaros, Zach 18-minus 22. Fresno State-Rouse, Robbie 20-40; Colburn, Ryan 5-8; Ellis, A.J. 1-6; Wylie, Devon 1-4; Team 2-minus 3; Evans, Rashad 1-minus 6.

PASSING: Cincinnati-COLLAROS, Zach 24-41-0-219. Fresno State-Colburn, Ryan 18-24-1-247.

RECEIVING: Cincinnati-BINNS, Armon 7-55; WOODS, DJ 6-72; Hazelton, Vidal 6-63; Pead, Isaiah 4-28; Guidugli, Ben 1-1. Fresno State-Hamler, Jamel 5-53; Evans, Rashad 4-71; Wylie, Devon 2-39; Rouse, Robbie 2-20; Taumoepeau, 2-17; Pascoe, Vince 1-26; Saunders, Jalen 1-18; Ellis, A.J. 1-3.



Indiana State

7

Cincinnati

40

CINCINNATI (AP) - Zach Collaros threw for two touchdowns and ran for another, and Cincinnati's offense found its legs in the second half, pulling away to a 40-7 victory over Indiana State.

The Bearcats (1-1) led 12-7 at the half, overcoming some early offensive struggles. Collaros directed Cincinnati to touchdowns on all four of its drives in the third quarter.

The two-time defending Big East champions improved to 13-0 at home over the last three seasons, two shy of the school record for consecutive home wins.

Collaros finished 11 of 17 for 130 yards. He also scrambled for 32 yards as Cincinnati's running game got on track. Sophomore Darrin Williams started in place of Isaiah Pead, out with a sore knee, and ran for 117 yards. John Goebel had two short touchdown runs in the third quarter.

Collaros had more time to throw but still struggled to complete anything more than a short pass in the first half, when he went 8 of 13 for 70 yards with one sack.

The Bearcats headed for the locker room at halftime up 12-7. They'd managed only 150 yards, and two of their points came on a safety.

It was Cincinnati's first game without receiver Vidal Hazelton, who tore up his left knee at Fresno State. Hazelton was one of Cincinnati's best downfield threats, expected to replace the departed Mardy Gilyard as a playmaker.

Something was missing.

Collaros put a spark in the offense by doing a lot of it himself. He scrambled for three straight first downs, then hit Armon Binns down the left sideline for a 29-yard touchdown that made it 26-7. The Sycamores helped Cincinnati pull away, fumbling at their own 10-yard line to set up another score.

SCORE BY QUARTERS

	1	2	3	4	F
Indiana State	0	7	0	0	7
Cincinnati	3	9	28	0	40

SCORING SUMMARY

QTR	TIME	TEAM	SCORING PLAY	DRIVE; TIME
1st	09:32	CIN	Rogers 48 yd field goal	6-34; 1:18
2nd	14:55	CIN	Binns 16 yd pass from Collaros (Rogers kick)	8-62; 3:02
	08:11	CIN	TEAM safety	
	02:10	INST	Jones 18 yd pass from Fouch (Little kick)	4-35; 2:28
3rd	12:59	CIN	Goebel 3 yd run (Rogers kick)	7-65; 1:56
	08:22	CIN	Binns 29 yd pass from Collaros (Rogers kick)	6-68; 2:33
	06:57	CIN	Goebel 1 yd run (Rogers kick)	2-10; 0:26
	03:03	CIN	Collaros 2 yd run (Rogers kick)	5-36; 1:50

TEAM STATISTICS

	UC	ISU
FIRST DOWNS	15	22
RUSHES-YARDS (NET)	32-93	45-263
PASSING YDS (NET)	161	130
Passes Att-Comp-Int	38-23-0	17-11-0
TOTAL OFF. PLAYS-YARDS	70-254	62-393
Fumble Returns-Yards	0-0	0-0
Punt Returns-Yards	0-0	3-32
Kickoff Returns-Yards	5-106	3-50
Interception Returns-Yards	0-0	0-0
Punts (Number-Avg)	7-36.3	4-43.2
Fumbles-Lost	4-1	3-2
Penalties-Yards	6-45	3-40
Possession Time	31:23	28:37
Third-Down Conversions	6 of 17	6 of 12
Fourth-Down Conversions	1 of 3	0 of 0
Red-Zone Scores-Chances	1-3	4-4
Sacks By: Number-Yards	2-25	2-13

INDIVIDUAL STATISTICS

RUSHING: Indiana State-Bell, Shakir 10-67; Gates, Darrius 13-40; Lough, Brock 3-20; Fouch, Ronnie 3-minus 11; TEAM 3-minus 23. Cincinnati-WILLIAMS, D. 13-117; GOEBEL, John 9-75; WINN, George 11-48; COLLAROS, Zach 11-32; TEAM 1-minus 9.

PASSING: Indiana State-Fouch, Ronnie 23-38-0-161. Cincinnati-COLLAROS, Zach 11-17-0-130.

RECEIVING: Indiana State-Kent, Bryant 4-34; Riston, Leonard 4-3; Egberongbe, Edn 3-37; Jones, Alex 3-36; Goodlett, John 2-17; Hilton, Justin 2-11; Mardis, Michael 1-10; Lawshe, Demory 1-5; Lacotti, Larry 1-4; Lough, Brock 1-3; Gates, Darrius 1-1. Cincinnati-WOODS, DJ 5-46; BINNS, Armon 3-59; GUIDUGLI, Ben 2-17; GOEBEL, John 1-8.

2010 CINCINNATI FOOTBALL

BACK-TO-BACK BIG EAST CONFERENCE CHAMPIONS

GAME 3 • SEPT. 16, 2010 • CARTER-FINLEY STADIUM • RALEIGH, N.C. • ATT.: 55,934

GAME 4 • SEPT. 25, 2010 • PAUL BROWN STADIUM • CINCINNATI, OHIO • ATT.: 58,253



Cincinnati

19

NC State

30

RALEIGH, N.C. - Playing its third game in 12 days, the University of Cincinnati football team fell to NC State in a 30-19 contest at Carter-Finley Stadium.

Cincinnati (1-2) didn't run a play inside the N.C. State 32 until the final minutes, but the Wolfpack had a big lead by that point. Zach Collaros connected with D.J. Woods twice for touchdowns, the first from 68 yards late in the first half.

The Bearcats dropped their season opener on the west coast at Fresno State before getting back in the win column against Indiana State last week at home. The road does not get easier for first-year head coach Butch Jones next week as the University of Oklahoma comes rolling into Cincinnati.

The Wolfpack's Russell Wilson completed 26 of 40 passes, including an 8-yard touchdown strike to Taylor Gentry with about 7 1/2 minutes left to make it 30-7.

Jay Smith and Curtis Underwood Jr. had first-half touchdown catches, and Mustafa Greene had a 31-yard scoring run that gave N.C. State a 14-0 lead in the first quarter.

While Wilson had the offense going, N.C. State's defense did its part, too. The Wolfpack finished with five sacks, hurried Collaros four times and notched a fourth-and-1 stop early in the fourth quarter. N.C. State also blocked a punt to set up Gentry's touchdown catch.

UC's J.K. Schaffer was all over the field and set a career high with 16 tackles. Safety Wesley Richardson also had a career night with seven tackles and a pair of fumble recoveries. Linebacker Maalik Bomar continued the strong start to his season, racking up a career-best eight tackles.

Collaros finished the night 19-of-31 for 310 yards and three touchdowns. He was sacked five times. Woods finished a career-night with six catches for 146 yards and a pair of touchdowns. Marcus Barnett caught five balls for 61 yards and his first touchdown of the season. Barnett moved into the starting lineup last week, replacing Vidal Hazelton, who was lost for the season to a knee injury.

SCORE BY QUARTERS

Cincinnati	0	7	0	12	—	19
NC State	14	6	3	7	—	30

SCORING SUMMARY

QTR	TIME	TEAM	SCORING PLAY	DRIVE; TIME
1st	09:26	NCST	Smith, J. 16 yd pass from Wilson (Czajkowski kick)	9-93; 3:07
	05:21	NCST	Greene 31 yd run (Czajkowski kick)	7-93; 2:30
2nd	03:12	CIN	Woods 68 yd pass from Collaros (Rogers kick)	2-74; 0:45
	01:04	NCST	Underwood 12 yd pass from Wilson (Czajkowski kick failed)	7-72; 2:01
3rd	08:02	NCST	Czajkowski 19 yd field goal	14-71; 5:39
4th	07:27	NCST	Gentry 8 yd pass from Wilson (Czajkowski kick)	3-25; 1:23
	06:26	CIN	WOODS 20 yd pass from COLLAROS (Collaros pass failed)	3-65; 0:53
	00:44	CIN	BARNETT 13 yd pass from Collaros (Collaros pass failed)	4-94; 1:07

TEAM STATISTICS

	UC	NCST
FIRST DOWNS	18	28
RUSHES-YARDS (NET)	31-75	36-158
PASSING YDS (NET)	310	333
Passes Att-Comp-Int	31-19-0	40-26-0
TOTAL OFF. PLAYS-YARDS	62-385	76-491
Fumble Returns-Yards	0-0	0-0
Punt Returns-Yards	1--2	1--3
Kickoff Returns-Yards	6-104	1-28
Interception Returns-Yards	0-0	0-0
Punts (Number-Avg)	7-35.3	5-31.2
Fumbles-Lost	5-1	4-2
Penalties-Yards	8-71	6-47
Possession Time	25:11	34:49
Third-Down Conversions	3 of 13	5 of 12
Fourth-Down Conversions	0 of 1	0 of 1
Red-Zone Scores-Chances	2-2	4-5
Sacks By: Number-Yards	2-7	5-33

INDIVIDUAL STATISTICS

RUSHING: Cincinnati-COLLAROS, Zach 22-32; WILLIAMS, D. 6-24; GOEBEL, John 3-19. NC State-Greene, M. 16-84; Wilson, R. 8-33; Underwood, C. 6-23; Haynes, D. 5-20; TEAM 1-minus 2.

PASSING: Cincinnati-COLLAROS, Zach 19-31-0-310. NC State-Wilson, R. 26-40-0-333.

RECEIVING: Cincinnati-WOODS, DJ 6-146; BINNS, Armon 6-95; BARNETT, Marcus 5-61; WILLIAMS, D. 1-5; GUIDUGLI, Ben 1-3. NC State-Greene, M. 5-54; Williams, J. 4-111; Spencer, O. 4-50; Bryan, G. 4-43; Gentry, T. 3-20; Smith, J. 1-16; Underwood, C. 1-12; Payton, Q. 1-9; Howard, S. 1-9; Graham, T. 1-7; Davis, D. 1-2.



Oklahoma

31

Cincinnati

29

CINCINNATI (AP) - The University of Cincinnati football team scored 17 fourth-quarter points but the eighth-ranked Sooners withstood a late Bearcats rally for a 31-29 win that kept them unbeaten.

Landry Jones ran an Oklahoma offense, throwing for 370 yards and two touchdowns.

Oklahoma (4-0) did a little of everything behind its sophomore quarterback, who completed a career-high 36 passes in 51 attempts with one interception. Ryan Broyles had his seventh straight 100-yard receiving game.

Jones' only interception helped Cincinnati (1-3) make a late charge. Zach Collaros followed with a 36-yard touchdown pass to D.J. Woods that cut it to 24-22 with 9:45 left.

Woods then fumbled a punt at Cincinnati's 7, setting up Jones' clinching touchdown pass.

Woods also fumbled at the 5-yard line at the end of a long run-and-catch in the first half, part of a self-destructive showing by the two-time defending Big East champions.

Collaros led a touchdown drive in the closing minutes against a defense willing to trade yards for time, throwing his third touchdown pass with 58 seconds left. Broyles recovered the onside kick to seal it. Collaros finished 23 of 38 for 305 yards. He also threw an interception in the end zone - his first this season - and fumbled.

Cincinnati drove to a first-and-goal at the 2 on its opening drive, but had to settle for a field goal, starting some grumbling in the less-than-capacity crowd of 58,253 at Paul Brown Stadium.

Collaros got the offense moving better than it had all season. Woods had a career-high 171 yards on seven catches, and Isaiah Pead ran for 169 yards.

Jacob Rogers, kicking with a foot injury, connected on three field goals from 22 yards and twice from 43 yards.

Linebacker JK Schaffer finished with a team-high 13 tackles.

SCORE BY QUARTERS

Oklahoma	14	3	7	7	-	31
Cincinnati	3	6	3	17	-	29

SCORING SUMMARY

QTR	TIME	TEAM	SCORING PLAY	DRIVE; TIME
1st	10:39	CIN	Rogers 22 yd field goal	8-27; 3:06
	06:36	OU	Murray 1 yd run (Stevens kick)	12-80; 4:03
	01:38	OU	Broyles 5 yd pass from Jones (Stevens kick)	11-69; 3:59
2nd	14:45	CIN	Goebel 4 yd pass from Collaros (Rogers kick failed)	6-89; 1:48
	01:02	OU	Stevens 42 yd field goal	10-55; 2:39
3rd	10:05	OU	Madu 5 yd run (Stevens kick)	9-92; 2:59
	06:56	CIN	Rogers 43 yd field goal	7-55; 3:09
	14:56	CIN	Rogers 43 yd field goal	5-43; 1:15
	09:45	CIN	Woods 36 yd pass from Collaros (ROGERS, Jacob kick)	5-71; 2:01
	04:31	OU	Millard 5 yd pass from Jones (Stevens kick)	2-7; 0:25
	00:58	CIN	Robinson 18 yd pass from Collaros (Rogers kick)	8-80; 1:21

TEAM STATISTICS

	OU	CIN
FIRST DOWNS	27	22
RUSHES-YARDS (NET)	43-82	32-156
PASSING YDS (NET)	370	305
Passes Att-Comp-Int	51-36-1	38-23-1
TOTAL OFF. PLAYS-YARDS	94-452	70-461
Fumble Returns-Yards	0-0	0-0
Punt Returns-Yards	4-16	3-39
Kickoff Returns-Yards	3-85	5-85
Interception Returns-Yards	1-0	1-0
Punts (Number-Avg)	8-40.9	6-49.2
Fumbles-Lost	1-0	4-3
Penalties-Yards	13-113	7-72
Possession Time	32:29	26:33
Third-Down Conversions	8 of 18	5 of 17
Fourth-Down Conversions	0 of 0	1 of 1
Red-Zone Scores-Chances	4-4	4-5
Sacks By: Number-Yards	3-22	2-21

INDIVIDUAL STATISTICS

RUSHING: Oklahoma-Murray, Demarco 28-67; Madu, Mossis 8-28; Franks, Trey 2-12; team 2-minus 5; Jones, Landry 3-minus 20. Cincinnati-PEAD, Isaiah 21-169; GOEBEL, John 1-4; WOODS, DJ 1-0; COLLAROS, Zach 9-minus 17.

PASSING: Oklahoma-Jones, Landry 36-51-1-37. Cincinnati- COLLAROS, Zach 23-38-1-305.

RECEIVING: Oklahoma-Broyles, Ryan 10-100; Murray, Demarco 7-21; Stills, Kenny 4-72; Miller, Dejuan 3-66; Millard, Trey 3-30; Madu, Mossis 3-17; Ratterree, T. 2-31; Franks, Trey 2-24; Kenney, Cameron 2-9. Cincinnati WOODS, DJ 7-171; MCCLUNG, A. 4-58; PEAD, Isaiah 4-9; BINNS, Armon 3-26; ROBINSON, A. 2-19; BARNETT, Marcus 2-18; GOEBEL, John 1-4.

2010 CINCINNATI FOOTBALL

BACK-TO-BACK BIG EAST CONFERENCE CHAMPIONS

GAME 5 • OCT. 9, 2010 • NIPPERT STADIUM • CINCINNATI, OHIO • ATT.: 33,909

GAME 6 • OCT. 15, 2010 • PAPA JOHN'S CARDINAL STADIUM • LOUISVILLE, KY. • ATT.: 55,106



Miami (OH)

3

Cincinnati

45



Cincinnati

35

Louisville

27

CINCINNATI - The two-time defending BIG EAST champions got their swagger back just in time.

Zach Collaros threw three touchdown passes - two of them long strikes to Armon Binns - and Isaiah Pead had a pair of long runs during Cincinnati's big first half, sending the Bearcats to a 45-3 victory over local rival Miami (OH).

The Bearcats (2-3) were determined to build on their momentum from a close loss to No. 6 Oklahoma. A quick-strike offense sent Cincinnati into conference play with plenty of momentum.

Collaros threw a 48-yard touchdown pass to Binns down the left sideline on the game's second play, setting the tone. He also threw a 32-yarder to Binns down the other sideline as Cincinnati pulled ahead 45-3 in the first half. Collaros finished 14 of 17 for 216 yards, leaving midway through the third quarter.

The Bearcats' balance was their best asset.

Pead broke a career-best 80-yard touchdown run and a 69-yard run that set up another score, carrying 10 times for 197 yards. Pead, who missed most of two games because of a knee injury, returned against Oklahoma and ran for 169 yards.

Miami (3-3) lost to its southwest Ohio rival for the fifth year in a row. The RedHawks gave up 28 points in the first quarter, its worst quarter since 2002.

Pead had two scintillating runs. On his 80-yard score, he found a hole and made two full-speed cuts before outrunning Miami's defensive backfield. On his 69-yard run, he made two cutbacks and pushed one defender out of his way to keep going.

LOUISVILLE (AP) - Zach Collaros threw a career-high five touchdown passes--three to Armon Binns--and Cincinnati overcame the loss of another receiver, beating Louisville 35-27 in its BIG EAST opener.

The two-time defending champs lost receiver D.J. Woods to a concussion after his second touchdown catch in the third quarter. Cincinnati (3-3) already was short-handed at receiver with Vidal Hazelton's season-ending knee injury.

Binns' 62-yard touchdown in the fourth quarter decided a game of try-to-top-this plays. He also scored on catches of 47 and 10 yards in the best game of his career. Collaros was 18 of 28 for 275 yards with a pair of interceptions.

Bilal Powell ran for a career-high 209 yards and two touchdowns, keeping Louisville (3-3) in the game. He had an electrifying 85-yard touchdown run that helped the Cardinals take a 24-21 lead into halftime.

Out of timeouts, Louisville went for it on fourth-and-goal from the 12 with 4:20 left. Adam Froman's pass was broken up by Camerion Cheatham and Cincinnati ran out the clock.

The Ohio River rivalry - a keg of nails goes to the winner - got off to a raucous start and never slowed down.

Collaros rolled right and saw Woods running several yards beyond the coverage for a 47-yard touchdown on Cincinnati's first play. In the end zone, Woods got a 15-yard penalty for going face-to-face and talking trash at safety Shenard Holton - just the start of a lot of jawing and shoving throughout.

Nothing tricky about Cincinnati's passing game. Receivers ran past defenders for their big plays.

Collaros' 14-yard touchdown pass to Woods put Cincinnati ahead 28-24. Woods' head slammed on the ground after a hard hit in the end zone, his helmet rolling off, and he was slow getting up.

Binns made the final big play, beating cornerback Bobby Burns for his 62-yard catch.

SCORE BY QUARTERS

	1	2	3	4	F
Miami (OH)	0	3	0	0	- 3
Cincinnati	28	17	0	0	- 45

SCORING SUMMARY

QTR	TIME	TEAM	SCORING PLAY	DRIVE; TIME
1st	14:35	CIN	Binns 48 yd pass from Collaros (Rogers kick)	2-63; 0:25
	08:20	CIN	Woods 18 yd run (Rogers kick)	3-34; 0:33
	04:40	CIN	Binns 32 yd pass from Collaros (Rogers kick)	6-70; 1:41
	02:34	CIN	Pead 80 yd run (Rogers kick)	1-80; 0:13
2nd	13:40	MIAMI	Cook 48 yd field goal	12-49; 3:54
	10:35	CIN	Rogers 24 yd field goal	9-53; 2:57
	06:56	CIN	Goebel 2 yd run (Rogers kick)	3-67; 1:04
	00:16	CIN	Guidugli 6 yd pass from Collaros (Rogers kick)	10-86; 3:57

SCORE BY QUARTERS

	1	2	3	4	F
Cincinnati	14	7	7	7	- 35
Louisville	14	10	0	3	- 27

SCORING SUMMARY

QTR	TIME	TEAM	SCORING PLAY	DRIVE; TIME
1st	12:42	CIN	Woods 47 yd pass from Collaros (Rogers kick)	1-52; 0:27
	06:12	LOU	Chichester 11 yd pass from Froman (Philpott kick)	5-24; 2:34
	02:25	CIN	Binns 10 yd pass from Collaros (Rogers kick)	9-70; 3:47
	01:20	LOU	Powell 85 yd run (Philpott kick)	2-86; 1:05
2nd	12:54	LOU	Philpott 26 yd field goal	7-44; 2:47
	05:33	LOU	Powell 9 yd run (Philpott kick)	12-69; 6:17
	03:46	CIN	Binns 31 yd pass from Collaros (Rogers kick)	5-81; 1:47
3rd	02:51	CIN	Woods 14 yd pass from Collaros (Rogers kick)	14-77; 6:13
4th	11:27	LOU	Philpott 37 yd field goal	8-36; 3:28
	09:14	CIN	Binns 62 yd pass from Collaros (Rogers kick)	5-74; 2:13

TEAM STATISTICS

	MIAMI	UC
FIRST DOWNS	17	29
RUSHES-YARDS (NET)	25-42	46-384
PASSING YDS (NET)	227	225
Passes Att-Comp-Int	42-28-0	21-15-0
TOTAL OFF. PLAYS-YARDS	67-269	67-609
Fumble Returns-Yards	0-0	0-0
Punt Returns-Yards	1-10	2-19
Kickoff Returns-Yards	3-50	2-73
Interception Returns-Yards	0-0	0-0
Punts (Number-Avg)	8-39.6	3-44.0
Fumbles-Lost	0-0	0-0
Penalties-Yards	6-57	9-85
Possession Time	31:53	28:01
Third-Down Conversions	3 of 14	5 of 10
Fourth-Down Conversions	0 of 1	0 of 1
Red-Zone Scores-Chances	0-0	4-5
Sacks By: Number-Yards	1-9	2-10

INDIVIDUAL STATISTICS

RUSHING: Miami (OH)-WOODS, Tracy 5-22; MERRIWEATHER, T 8-20; DYSERT, Zac 8-6; GREEN, Danny 2-5; TEAM 1-minus 2; PARTRIDGE, R. 1-minus 9.

CINCINNATI-PEAD, Isaiah 10-197; WINN, George 19-81; GOEBEL, John 10-68; ANDERSON, Chazz 3-18; WOODS, DJ 1-18; FEARING, Adam 2-6; COLLAROS, Zach 1-minus 4.

PASSING: Miami (OH)-DYSERT, Zac 22-35-0-165; BOUCHER, Austin 6-7-0-62. Cincinnati-COLLAROS, Zach 14-17-0-216; ANDERSON, Chazz 1-4-0-9.

RECEIVING: Miami (OH)-ROBINSON, A. 9-87; HARWELL, Nick 6-62; MERRIWEATHER, T 3-6; CRUSE, Andy 2-20; SWIFT, Lucas 2-13; GREEN, Danny 2-13; WOODS, Tracy 2-10; ROGERS, Jamal 1-9; WHITE, Dustin 1-7. Cincinnati-BINNS, Armon 5-115; WOODS, DJ 5-54; GUIDUGLI, Ben 4-47; WOODARD, Orion 1-9.

TEAM STATISTICS

	CIN	LOU
FIRST DOWNS	22	19
RUSHES-YARDS (NET)	33-178	34-228
PASSING YDS (NET)	275	206
Passes Att-Comp-Int	28-18-2	28-19-0
TOTAL OFFENSE PLAYS-YARDS	61-453	62-434
Fumble Returns-Yards	0-0	0-0
Punt Returns-Yards	0-0	1--2
Kickoff Returns-Yards	6-98	6-141
Interception Returns-Yards	0-0	2-3
Punts (Number-Avg)	2-44.5	3-33.3
Fumbles-Lost	1-1	0-0
Penalties-Yards	5-51	8-73
Possession Time	26:26	33:34
Third-Down Conversions	6 of 9	5 of 13
Fourth-Down Conversions	0 of 0	0 of 1
Red-Zone Scores-Chances	2-2	4-5
Sacks By: Number-Yards	2-10	0-0

INDIVIDUAL STATISTICS

RUSHING: Cincinnati-PEAD, Isaiah 21-145; COLLAROS, Zach 7-32; GOEBEL, John 2-6; WOODS, DJ 1-minus 1; TEAM 2-minus 4. Louisville-POWELL, Bilal 24-209; BELLAMY, Josh 1-12; DONNELL, Blayne 3-11; BROWN, D. 1-minus 1; FROMAN, Adam 5-minus 3.

PASSING: Cincinnati-COLLAROS, Zach 18-28-2-275. Louisville-FROMAN, Adam 18-27-0-179; BEAUMONT, Doug 1-1-0-27.

RECEIVING: Cincinnati-BINNS, Armon 8-175; GUIDUGLI, Ben 4-26; WOODS, DJ 2-61; PEAD, Isaiah 2-0; BARNETT, Marcus 1-8; MCCLUNG, A. 1-5. Louisville-GRAHAM, Cameron 5-38; SMITH, Andrell 3-59; NORD, Nate 2-29; CHICHESTER, J. 2-14; POWELL, Bilal 2-13; BELLAMY, Josh 2-10; FROMAN, Adam 1-27; BEAUMONT, Doug 1-11; DONNELL, Blayne 1-5.

2010 CINCINNATI FOOTBALL

BACK-TO-BACK BIG EAST CONFERENCE CHAMPIONS

GAME 7 • OCT. 22, 2010 • NIPPERT STADIUM • CINCINNATI, OHIO • ATT.: 32,670

GAME 8 • OCT. 30, 2010 • NIPPERT STADIUM • CINCINNATI, OHIO • ATT.: 32,072



USF

38

Cincinnati

30



Syracuse

31

Cincinnati

7

CINCINNATI - Zach Collaros threw three touchdown passes, going 30 of 53--both career highs--for 463 yards but it was not enough as a late rally came up short and UC fell 38-30 to USF.

B.J. Daniels got the Bulls going by completing one long pass after another against Cincinnati's defense. The Bearcats (3-4, 1-1) have the youngest defense in the BCS, starting eight sophomores.

Daniels' 64-yard completion to Dontavia Bogan set up a third-quarter touchdown, and his 70-yard pass to Faron Hornes put the Bulls up 31-16 late in the third quarter. Daniels finished 13 of 16 for 286 yards without an interception.

The Bearcats had won 13 straight Big East games, tied for third-longest streak in league history. They hadn't lost at Nippert Stadium since 2008.

The Bearcats put themselves in position for one final shot to pull it out.

Collaros took a hard hit and was on the sideline with a leg injury for Cincinnati's final drive, which ended with Chazz Anderson's incompletion from the Bulls 15-yard line with 7 seconds remaining.

The Bearcats self-destructed with dropped throws and 12 penalties for 115 yards.

Cincinnati's inexperienced defense--eight sophomore starters, no seniors-- had only two interceptions all season and was looking for a breakout game against Daniels. Sophomore safety Drew Frey stepped in front of a receiver on Daniels' first pass, but lost the ball as he hit the ground.

South Florida's defense made a pivotal stop, stopping Collaros on a fourth-and-1 from the Bulls 30-yard line late in the third quarter.

Collaros' 15-yard touchdown pass to Armon Binns cut it to 38-30 with 5:35 left, but the quarterback was hit hard and went to be evaluated for a leg injury. The Bearcats got the ball back at their 29-yard line with 3:25 remaining and drove to the 15, where Anderson threw one away while getting sacked on fourth down.

SCORE BY QUARTERS

	1	2	3	4	F
USF	0	17	14	7	- 38
Cincinnati	3	10	3	14	- 30

SCORING SUMMARY

QTR	TIME	TEAM	SCORING PLAY	DRIVE; TIME
1st	05:27	CIN	Rogers 26 yd field goal	7-31 3:42
2nd	14:17	USF	Daniels 3 yd run (Bonani kick)	13-86 6:04
	12:46	USF	Landi 31 yd pass from Daniels (Bonani kick)	1-31 0:07
	09:40	CIN	Binns 20 yd pass from Collaros (Rogers kick)	10-80 3:06
	02:47	USF	Bonani 33 yd field goal	12-49 6:41
	00:36	CIN	Rogers 21 yd field goal	9-72 2:05
3rd	08:13	CIN	Rogers 44 yd field goal	7-35 1:19
	06:50	USF	Murray 2 yd run (Bonani kick)	3-60 1:21
	01:26	USF	Hornes 70 yd pass from Daniels (Bonani kick)	1-70 0:12
4th	13:45	CIN	Barnett 32 yd pass from Collaros (Rogers kick)	8-80 2:41
	09:32	USF	Daniels 1 yd run (Bonani kick)	8-58 4:06
	05:35	CIN	Binns 15 yd pass from Collaros (Rogers kick)	11-80 3:57

TEAM STATISTICS

	USF	UC
FIRST DOWNS	13	29
RUSHES-YARDS (NET)	36-92	29-78
PASSING YDS (NET)	286	512
Passes Att-Comp-Int	16-13-0	61-34-1
TOTAL OFF. PLAYS-YARDS	52-378	90-590
Fumble Returns-Yards	0-0	0-0
Punt Returns-Yards	1-12	1-5
Kickoff Returns-Yards	7-123	4-95
Interception Returns-Yards	1-13	0-0
Punts (Number-Avg)	4-41.5	2-38.0
Fumbles-Lost	2-0	1-0
Penalties-Yards	3-40	12-115
Possession Time	26:39	33:21
Third-Down Conversions	7 of 12	9 of 19
Fourth-Down Conversions	0 of 0	2 of 4
Red-Zone Scores-Chances	4-4	4-6
Sacks By: Number-Yards	4-36	0-0

INDIVIDUAL STATISTICS

RUSHING: USF-DANIELS, BJ 9-35; BOGAN, Dontavia 1-18; HORNES, Faron 2-14; MURRAY, Demetri 13-12; PLANCHER, Moise 4-11; LAMAR, Lindsey 1-6; KELLY, Richard 3-4; TEAM 2-minus 2; MITCHELL, Terre 1-minus 6. Cincinnati-PEAD, Isaiah 15-48; COLLAROS, Zach 10-27; GOEBEL, John 1-7; ANDERSON, Chazz 3-minus 4.
PASSING: USF-DANIELS, BJ 13-16-0-286. Cincinnati COLLAROS, Zach 30-53-1-463; ANDERSON, Chazz 4-8-0-49.
RECEIVING: USF-LAMAR, Lindsey 4-35; BOGAN, Dontavia 3-85; HORNES, Faron 2-75; LANDI, Evan 2-38; MURRAY, Demetri 1-39; GIDREY, Kevin 1-14. Cincinnati-BINNS, Armon 12-158; BARNETT, Marcus 9-174; WOODS, DJ 9-137; PEAD, Isaiah 2-27; GUIDUGLI, Ben 2-16.

SCORE BY QUARTERS

	1	2	3	4	F
Syracuse	0	17	7	7	- 31
Cincinnati	0	7	0	0	- 7

SCORING SUMMARY

QTR	TIME	TEAM	SCORING PLAY	DRIVE; TIME
2nd	12:56	SYR	Chew 3 yd pass from Nassib (Krautman kick)	14-80; 6:33
	10:05	SYR	Bartholomew 0 yd fumble recovery (Krautman kick)	5-19; 2:40
	07:53	SYR	Krautman 26 yd field goal	5-10; 1:54
	04:52	CIN	Woods 33 yd pass from Anderson (Rogers kick)	8-62; 2:53
3rd	07:15	SYR	Bailey 5 yd pass from Nassib (Krautman kick)	4-37; 2:12
4th	07:31	SYR	Bailey Antwon 1 yd run (Krautman kick)	10-42; 4:54

TEAM STATISTICS

	CIN	LOU
FIRST DOWNS	16	15
RUSHES-YARDS (NET)	44-137	29-109
PASSING YDS (NET)	125	168
Passes Att-Comp-Int	26-16-1	39-21-1
TOTAL OFFENSE PLAYS-YARDS	70-262	68-277
Fumble Returns-Yards	1-21	0-0
Punt Returns-Yards	1-15	1-20
Kickoff Returns-Yards	1-16	6-154
Interception Returns-Yards	1-60	1-9
Punts (Number-Avg)	4-41.8	5-42.8
Fumbles-Lost	2-1	2-2
Penalties-Yards	5-44	5-50
Possession Time	35:20	24:40
Third-Down Conversions	7 of 15	11 of 18
Fourth-Down Conversions	1 of 1	0 of 2
Red-Zone Scores-Chances	5-5	0-2
Sacks By: Number-Yards	1-7	4-29

INDIVIDUAL STATISTICS

RUSHING: Syracuse-CARTER, Delone 19-109; BAILEY, Antwon 14-44; HARRIS, Adam 3-7; NIEVES, Robert 2-4; LEMON, Alec 1-minus 2; NASSIB, Ryan 5-minus 25; BARTHOLOMEW, R. 0-0. Cincinnati-ANDERSON, Chazz 13-66; PEAD, Isaiah 11-23; KAY, Brendon 2-14; GOEBEL, John 2-4; WOODS, DJ 1-2.
PASSING: Syracuse-NASSIB, Ryan 16-26-1-125. Cincinnati-ANDERSON, Chazz 18-33-1-148; KAY, Brendon 3-6-0-20.
RECEIVING: Syracuse-PROVO, Nick 4-40; BAILEY, Antwon 4-24; CRUZ, Jose 3-20; LEMON, Alec 2-27; CARTER, Delone 2-11; CHEW, Van 1-3. Cincinnati-WOODS, DJ 5-56; BARNETT, Marcus 4-28; PEAD, Isaiah 4-28; BINNS, Armon 3-28; GOEBEL, John 2-6; WOODARD, Orion 1-9; ROBINSON, A. 1-7; WINN, George 1-6.

GAME 9 • NOV. 13, 2010 • MILAN PUSKAR STADIUM • MORGANTOWN, W.VA. • ATT.: 56,593

**Cincinnati****10****West Virginia****37**

CINCINNATI - Zach Collaros threw three touchdown passes, going 30 of 53--both career highs--for 463 yards but it was not enough as a late rally came up short and UC fell 38-30 to USF.

B.J. Daniels got the Bulls going by completing one long pass after another against Cincinnati's defense. The Bearcats (3-4, 1-1) have the youngest defense in the BCS, starting eight sophomores.

Daniels' 64-yard completion to Dontavia Bogan set up a third-quarter touchdown, and his 70-yard pass to Faron Hornes put the Bulls up 31-16 late in the third quarter. Daniels finished 13 of 16 for 286 yards without an interception.

The Bearcats had won 13 straight Big East games, tied for third-longest streak in league history. They hadn't lost at Nippert Stadium since 2008.

The Bearcats put themselves in position for one final shot to pull it out.

Collaros took a hard hit and was on the sideline with a leg injury for Cincinnati's final drive, which ended with Chazz Anderson's incompletion from the Bulls 15-yard line with 7 seconds remaining.

The Bearcats self-destructed with dropped throws and 12 penalties for 115 yards.

Cincinnati's inexperienced defense--eight sophomore starters, no seniors-- had only two interceptions all season and was looking for a breakout game against Daniels. Sophomore safety Drew Frey stepped in front of a receiver on Daniels' first pass, but lost the ball as he hit the ground.

South Florida's defense made a pivotal stop, stopping Collaros on a fourth-and-1 from the Bulls 30-yard line late in the third quarter.

Collaros' 15-yard touchdown pass to Armon Binns cut it to 38-30 with 5:35 left, but the quarterback was hit hard and went to be evaluated for a leg injury. The Bearcats got the ball back at their 29-yard line with 3:25 remaining and drove to the 15, where Anderson threw one away while getting sacked on fourth down.

SCORE BY QUARTERS	1	2	3	4	F
Cincinnati	0	3	7	0	- 10
WVU	14	16	7	0	- 37

SCORING SUMMARY

QTR	TIME	TEAM	SCORING PLAY	DRIVE; TIME
1st	13:52	WVU	Austin 32 yd pass from G. Smith (Bitancourt kick)	1-32; 0:07
	04:14	WVU	Austin 10 yd pass from G. Smith (Bitancourt kick)	9-51; 2:22
2nd	08:56	WVU	Sanders 48 yd pass from G. Smith (Bitancourt kick)	1-48; 0:10
	06:58	WVU	Sanders 5 yd pass from G. Smith (Bitancourt kick)	3-6; 1:04
	01:50	WVU	TEAM safety	
	00:00	CIN	Rogers 49 yd field goal	9-50; 1:18
3rd	13:19	CIN	Pead 53 yd run (Rogers kick)	4-61; 1:35
	09:43	WVU	Devine 13 yd run (Bitancourt kick)	9-80; 3:36

TEAM STATISTICS

	UC	WVU
FIRST DOWNS	15	29
RUSHES-YARDS (NET)	16-60	59-245
PASSING YDS (NET)	221	174
Passes Att-Comp-Int	45-25-2	25-15-1
TOTAL OFF. PLAYS-YARDS	61-281	84-419
Fumble Returns-Yards	0-0	0-0
Punt Returns-Yards	1--1	2-18
Kickoff Returns-Yards	6-135	2-45
Interception Returns-Yards	1--2	2-25
Punts (Number-Avg)	8-40.8	6-39.5
Fumbles-Lost	2-2	1-1
Penalties-Yards	10-96	2-20
Possession Time	23:07	36:53
Third-Down Conversions	0 of 12	7 of 16
Fourth-Down Conversions	1 of 1	1 of 2
Red-Zone Scores-Chances	0-1	3-4
Sacks By: Number-Yards	2-14	5-28

INDIVIDUAL STATISTICS

RUSHING: Cincinnati-PEAD, Isaiah 8-78; WINN, George 1-8; COLLAROS, Zach 7-minus 26. WVU-DEVINE, Noel 18-77; ALSTON, Shawne 17-75; CLARKE, Ryan 7-29; JOHNSON, Trey 5-22; AUSTIN, Tavon 2-19; SANDERS, Jock 1-15; LINDAMOOD, Matt 3-10; HOWARD, John 1-0; SMITH, Geno 5-minus 2.

PASSING: Cincinnati-COLLAROS, Zach 25-45-2-221. WVU SMITH, Geno 15-25-1-174.

RECEIVING: Cincinnati-BINNS, Armon 10-115; MCCLUNG, A. 4-28; PEAD, Isaiah 4-19; WOODS, DJ 3-32; GUIDUGLI, Ben 2-25; BARNETT, Marcus 1-3; GOEBEL, John 1-minus 1. WVU-SANDERS, Jock 6-95; STARKS, Brad 4-39; AUSTIN, Tavon 2-42; JOHNSON, Will 1-1; ALSTON, Shawne 1-minus 1; DEVINE, Noel 1-minus 2.

THE LAST TIME ...

SCORING:**A kickoff was returned for a touchdown:**

UC: Mardy Gilyard, at Pittsburgh, 12/5/09, 99 yards
 OPP: Mike Jenkins, USF, 11/3/07, 100 yards

A punt was returned for a touchdown:

UC: Mardy Gilyard, vs. SEMO, 9/12/09, 53 yards
 Antwan Giddens at USF, 11/3/07, 0 yards (block)
 OPP: Robert McClain, Connecticut, 11/7/09, 87 yards
 Tiger Jones, Louisville, 11/27/04, 0 yards (block)

An interception was returned for a touchdown:

UC: Brandon Underwood, at Hawai'i, 12/06/08, 20 yards
 OPP: Robert McClain, UConn, 10/25/08, 28 yards

Two interceptions were returned for touchdowns:

UC: Shawn Ferguson at Memphis, 10/17/98, 83 & 40 yds
 OPP: C. Chenault and D. Johnson, Kentucky, 9/27/86

A fumble was recovered/returned for a touchdown:

UC: Angelo Craig, at Syracuse, 11/24/07 (16 yards)
 OPP: Ryan Bartholomew, Syracuse, 10/30/10 (0 yards)

A safety was recorded:

UC: vs. Indiana State, 9/11/10, sack in the end zone
 OPP: by West Virginia, 11/13/13, sack in the end zone

A two-point conversion was made:

UC: at Pittsburgh (Gilyard pass from Pike), 12/5/09
 OPP: by Connecticut (Easley pass from Todman), 11/7/09

A defensive two-point conversion was made:

UC: Daven Holly vs. Miami (OH), 9/11/04
 OPP: David Williams, Houston, 11/14/98

An individual scored three touchdowns in a game:

UC: Armon Binns (3 receiving), at Louisville, 10/15/10
 OPP: Jordan Todman, Connecticut (4 rush), 11/7/09

LONG PLAYS:**A run went for 50 yards or more:**

UC: 53 by Isaiah Pead, at West Virginia, 11/13/10
 OPP: 80 by Bilal Powell, Louisville, 10/15/10

A pass was completed for 50 yards or more:

UC: 69 yards from Collaros to Binns, vs. USF, 10/22/10
 OPP: 70 yards from Daniels to Hornes, USF, 10/22/10

A pass was completed for 75 yards or more:

UC: 81, Collaros to Binns, at Syracuse, 10/31/09
 OPP: 78 yards from Robinson to T. Smith, Syracuse, 11/24/07

RUSHING:**An individual rushed for 100 +yards in a game:**

UC: 145 by Isaiah Pead, at Louisville, 10/15/10
 OPP: 109 by Delone Carter, Syracuse, 10/30/10

An individual rushed for 200 +yards in a game:

UC: 238 yards by Richard Hall vs. Miami (OH), 9/11/04
 OPP: 209 by Bilal Powell, Louisville, 10/15/10

An individual rushed 30 times in a game:

UC: 30 carries by Richard Hall vs. Army, 10/25/03
 OPP: 38 carries by Ryan Mathews, Fresno State, 9/26/09

An individual rushed 40 times in a game:

UC: 41 carries by DeMarco McCleskey vs. E. Carolina, 11/5/98
 OPP: 47 carries by Dion Lewis, Pittsburgh, 12/5/09

Two teammates rushed for 100+ yards in a game:

UC: Eddington (138 yds.) & R. Hall (117) vs. ECU, 9/1/03
 OPP: White (155) & Slaton (103), West Virginia, 11/17/07

PASSING:**An individual passed for 300 +yards in a game:**

UC: 463 by Zach Collaros, vs. USF, 10/22/10
 OPP: 370 yards by Landry Jones, Oklahoma, 9/25/10

An individual passed for 400+ yards in a game:

UC: 463 by Zach Collaros, vs. USF, 10/22/10
 OPP: 419 yards by Andrew Robinson, Syracuse, 11/24/07

An individual completed 30+ passes in a game:

UC: 30 by Zach Collaros, vs. USF, 10/22/10
 OPP: 36 by Landry Jones, Oklahoma, 9/25/10

An individual attempted 40 passes in a game:

UC: 45 by Zach Collaros, vs. USF, 10/22/10, at West Virginia, 11/13/10
 OPP: 51 by Landry Jones, Oklahoma, 9/25/10

An individual attempted 50 passes in a game:

UC: 53 by Zach Collaros, vs. USF, 10/22/10
 OPP: 51 by Landry Jones, Oklahoma, 9/25/10

An individual threw three touchdown passes:

UC: 3 by Zach Collaros, vs. USF, 10/22/10
 OPP: 4 by Geno Smith, West Virginia, 11/13/10

An individual threw four touchdown passes:

UC: 5 by Zach Collaros, at Louisville, 10/15/10
 OPP: 4 by Geno Smith, West Virginia, 11/13/10

An individual threw five touchdown passes:

UC: 5 by Zach Collaros, at Louisville, 10/15/10
 OPP: 5 by Jason McKinley, Houston, 11/14/98

An individual threw four interceptions in a game:

UC: 5 by Dustin Grutza vs. Miami (OH), 9/28/05
 OPP: 4 by Matt Grothe, USF, 11/3/07

RECEIVING:**An individual caught 10 or more passes in a game:**

UC: 10 by Armon Binns, at West Virginia, 11/13/10
 OPP: 10 by Ryan Broyles, Oklahoma, 9/25/10

An individual had 100 yards receiving in a game:

UC: 115 by Armon Binns, at West Virginia, 11/13/10
 OPP: 100 by Ryan Broyles, Oklahoma, 9/25/10

An individual had 200 yards receiving in a game:

UC: 210 by Marcus Barnett vs. West Virginia, 11/17/07
 OPP: 226 by Howard Twilley, Tulsa, 10/23/65

Two teammates had 100 yards receiving in a game:

UC: Barnett (174), Binns (158), and Woods (137), vs. USF 10/22/10
 OPP: Mike Williams and Taj Smith, Syracuse, 11/24/07

Three teammates had 100 yards receiving in a game:

UC: Barnett (174), Binns (158), and Woods (137), vs. USF 10/22/10
 OPP: n/a

TOTAL OFFENSE:**An individual had 300 yards of total offense:**

UC: 490 by Zach Collaros, vs. USF, 10/22/10
 OPP: 321 by B.J. Daniels, USF, 10/22/10

An individual had 400 yards of total offense:

UC: 490 by Zach Collaros, vs. USF, 10/22/10
 OPP: 457 by Matt Grothe, USF, 11/3/07

An individual had 200 all-purpose yards:

UC: 211 by D.J. Woods, vs. USF, 10/22/10
 OPP: 317 by Jordan Todman, Connecticut, 11/7/09

KICKING:**An extra point kick was missed:**

UC: by Jacob Rogers, vs. Oklahoma, 9/25/10
 OPP: by Garrett Palmer, San Diego State, 9/29/07

An individual made four field goals:

UC: 4 by Jacob Rogers, vs. Connecticut, 11/7/09
 OPP: 4, by Dave Teggart, UConn, 10/25/08

A 50-yard field goal was made:

UC: 53 yards by Jake Rogers, at Hawai'i, 12/06/08
 OPP: 52 yards by Pat McAfee, at West Virginia, 11/8/08

An individual punted 10 times:

UC: 10 by Chet Ervin at West Virginia, 9/13/03
 OPP: 10 by Teddy Dellaganna, Rutgers, 10/11/08

A team did not punt in a game:

UC: Miami (Ohio), 9/17/08
 OPP: Syracuse, 10/10/98

An individual blocked a punt:

UC: by Connor Barwin, at UConn, 10/25/08
 OPP: by Colby Jackson, NC State, 9/16/10

An individual blocked a field goal:

UC: by Adam Roberts at Syracuse, 9/18/04
 OPP: by Mick Williams, Pittsburgh, 11/22/08

A player intercepted two passes in a game:

UC: 3 by DeAngelo Smith, vs. Southern Miss, 12/22/07
 OPP: 2 by Robert McClain, UConn, 10/25/08

TEAM:**A team rushed for 200 yards in a game:**

UC: 384 vs. Miami (OH), 10/9/10
 OPP: 245 by West Virginia, 11/13/10

A team rushed for 300 yards in a game:

UC: 384 vs. Miami (OH), 10/9/10
 OPP: 313 by West Virginia, 11/11/06

A team rushed for less than 100 yards in a game:

UC: 60 at West Virginia, 11/13/10
 OPP: 92 by USF, 10/22/10

A team passed for more than 300 yards in a game:

UC: 512 vs. USF, 10/22/10
 OPP: 370 by Oklahoma, 9/25/10

A team passed for more than 400 yards in a game:

UC: 512 vs. USF, 10/22/10
 OPP: 419 by Syracuse, 11/24/07

A team passed for less than 100 yards in a game:

UC: 43 vs. Miami (OH), 9/30/06
 OPP: 59 by Syracuse, 11/29/08

A team had 400 yards of total offense:

UC: 590 vs. USF, 10/22/10
 OPP: 419 by West Virginia, 11/13/10

A team had 500 yards of total offense:

UC: 590 vs. USF, 10/22/10
 OPP: 592 by Oklahoma, 9/6/08

A team had 600 yards of total offense:

UC: 609 vs. Miami (OH), 10/9/10
 OPP: 601 by Syracuse, 10/10/98

A team had less than 200 yards of total offense:

UC: 190 at Memphis, 11/11/00
 OPP: 176, by SEMO, 9/12/09

CINCINNATI'S RECORD ...

	2010	2009	2008	2007	Since 2007
When playing at home.....	2-3	6-0	6-0	4-2	18-5
When playing on road.....	1-3	6-0	5-2	5-1	17-6
At Neutral Sites.....	0-0	0-1	0-1	1-0	1-2
When playing on natural grass.....	0-2	2-0	0-3	3-1	5-6
When playing on artificial turf.....	3-4	10-1	11-0	7-2	31-7
When playing during the day.....	1-2	8-0	3-2	4-1	16-5
When playing at night.....	2-4	4-1	8-1	6-2	20-8
When scoring first.....	3-3	9-0	10-2	6-2	28-7
When opponent scores first.....	0-3	3-1	1-1	4-1	8-6
When leading after first quarter.....	2-2	8-0	9-1	8-2	27-5
When trailing after first quarter.....	0-3	2-1	1-1	1-0	4-5
When tied after first quarter.....	1-1	2-0	1-1	1-1	5-3
When leading at halftime.....	2-0	10-0	9-1	9-1	30-2
When trailing at halftime.....	1-5	1-1	2-2	1-1	5-9
When tied at halftime.....	0-1	1-0	0-0	0-1	1-2
When leading after three quarters.....	3-0	11-0	10-0	10-0	34-0
When trailing after three quarters.....	0-6	1-1	1-3	0-2	2-12
When tied after three quarters.....	0-0	0-0	0-0	0-1	0-1
In overtime.....	0-0	0-0	1-0	0-0	1-0
When Cincinnati has more rushing yards.....	2-1	8-0	8-0	8-1	26-2
When opponent has more rushing yards.....	1-5	4-1	3-3	2-2	10-11
When Cincinnati rushes for 200 or more yards.....	2-0	3-0	2-0	3-0	10-0
When Cincinnati rushes for 150 or more yards.....	3-1	4-0	2-0	4-0	13-1
When Cincinnati holds opponent to 100 rushing yards or less.....	2-3	3-0	6-0	8-1	19-4
When Cincinnati holds opponent to 150 rushing yards or less.....	2-4	4-0	7-0	8-1	21-5
When Cincinnati has more passing yards.....	1-3	11-0	8-2	5-2	25-7
When opponent has more passing yards.....	2-3	1-1	3-1	5-1	11-6
When Cincinnati passes for 300 or more yards.....	0-3	7-0	3-0	3-2	13-5
When Cincinnati passes for 200 or more yards.....	2-3	5-0	4-2	10-2	21-7
When Cincinnati holds opponent to 150 passing yards or less.....	0-1	2-0	2-0	1-1	5-2
When Cincinnati holds opponent to 100 passing yards or less.....	0-0	0-0	1-0	1-0	2-0
When Cincinnati has more total yards.....	3-3	10-0	10-0	7-1	30-4
When opponent has more total yards.....	0-3	2-1	1-3	3-2	6-9
When Cincinnati has more first downs.....	3-2	7-0	6-1	7-1	23-4
When opponent has more first downs.....	0-4	5-1	3-2	3-2	11-9
When first downs are equal.....	0-0	0-0	2-0	0-0	2-0
When Cincinnati forces more turnovers.....	0-0	8-0	2-0	8-0	18-0
In games decided by three points or less.....	0-1	3-0	3-0	1-0	7-1
In games decided by seven points or less.....	0-1	0-0	5-0	2-3	7-4
In black jerseys.....	2-2	3-0	6-1	5-2	16-5
In white jerseys.....	1-3	7-1	4-2	5-1	17-7
In red jerseys.....	0-1	2-0	1-0	0-0	3-1